



**Consolidated Annual Performance and
Evaluation Report for
Montgomery County, Maryland**

**Program Year 2014 / County Fiscal Year 2015
July 1, 2014 - June 30, 2015**

ISIAH LEGGETT
COUNTY EXECUTIVE

CLARENCE J. SNUGGS
DIRECTOR, DEPARTMENT OF
HOUSING AND COMMUNITY
AFFAIRS



Any questions should be directed to:

Matthew Greene
240-777-3631

The TTY number (for the hearing impaired) is
240-773-3556

Page intentionally left blank

TABLE OF CONTENTS

Background / Summary of Resources and Distribution of Funds	1
Action Plan / Projects.....	2
CAPER Narratives	
Assessment of Goals and Objectives	13
Affirmatively Furthering Fair Housing.....	13
Affordable Housing	14
Continuum of Care.....	14
Other Actions	14
Other Issues.....	17
Leveraging Resources	19
Public Participation/Citizen Comment	19
Self-Evaluation of Accomplishments	20
Monitoring Standards and Procedures	21
Montgomery County Davis Bacon and Related Acts & Section 3 Compliance.....	22
Program Narratives	
CDBG Program.....	23
Neighborhood Revitalization Strategy Areas	24
Section 108 Loan Guarantee.....	24
HOME Program	24
HOPWA (Summary).....	24
ESG	
Assessment of Goals and Objectives	25
Matching Resources.....	25
Activity and Beneficiary Data	26
Shelter and Services for the Homeless.....	26
Homeless Discharge Coordination	26
Other Attachments and Narratives	
Relocation	28
Economic Development.....	28
Limited Clientele	28
Program Income.....	28
Rental Housing.....	29
Narratives and Performance Measurement Objectives	30
Transition Table 1C/2C/3A from the Consolidated Plan.....	40

APPENDICES

Analysis of Impediments to Fair Housing Choice	Tab 1
(pages 46 – 85 of the PDF)	
U.S. Dept. of Housing and Urban Development (HUD) Cover Page.....	Tab 2
(pages 86 – 87 of the PDF)	
CAPER Public Notice (Sentinel Ad only for Draft)	Tab 3
(pages 88-91 of PDF)	
HOME - Match Report, Annual Report and MBE and WBE Reports	Tab 4
(pages 92 – 99 of the PDF)	
Monitoring Form.....	Tab 5
(pages 100 - 101 of the PDF)	
Continuum of Care chart.....	Tab 6
(pages 102 – 105 of the PDF)	
HUD Integrated Disbursement and Information System (IDIS) Reports	Tab 7
(pages 106 – 250 of the PDF)	
Summary of Activities (PR 03) (pages 1 and 159-250	pages 1 – 93
covering Program Year 2014)	
Summary of Con Plan Projects (PR 06)	94 – 97
Status of HOME Activities (PR 22).....	98 – 99
CDBG Summary of Accomplishments (PR 23)	100 – 103
HOME Summary of Accomplishments	104 – 105
CDBG Financial Summary (PR 26)	106 – 111
Status of HOME Grants Entitlement (PR 27).....	112 – 126
CDBG Performance Measures (PR 83)	127 – 136
CDBG Housing Performance Report (PR 85)	137
HOME Housing Performance Report (PR 85)	138
ESG Administrative Information (CR-60).....	139
ESG Persons Assisted (CR-65).....	140 – 142
ESG Assistance Provided (CR-70)	143
ESG Expenditures (CR-75).....	144 – 145

Consolidated Annual Performance and Evaluation Report for Montgomery County, Maryland

Consolidated Plan

Background

The United States Department of Housing and Urban Development (HUD) approved the Consolidated Plan for Montgomery County delivered May 15, 2014 and covering the period July 1, 2014 to June 30, 2015. This plan sets forth overall priority needs for community development, including affordable and supportive housing; it also identifies the needs of special populations, such as the homeless and persons with disabilities. The Consolidated Plan provides a comprehensive strategy for addressing identified needs that relies on both public and private resources and participation by and coordination with all interested parties, with an emphasis on citizen input. A federally-approved plan is required of all States and local jurisdictions entitled to receive federal funds under the following programs:

Community Development Block Grant (CDBG)
Emergency Solutions Grant (ESG)
HOME Investment Partnership (HOME)
Housing Opportunities for Persons with Aids (HOPWA)

Each year the County develops an annual action plan that provides specific information on activities to be funded during the fiscal year to address priority needs identified in the Consolidated Plan. Then, by September 30th of each year, the County reports to residents and to HUD on how federal funds were spent and what was accomplished during the previous fiscal year.

This report covers the fiscal year July 1, 2014 – June 30, 2015, which is also the federal Program Year 2014. During this period, Montgomery County was eligible for funds totaling approximately \$5,915,489 from CDBG, ESG and HOME. As for HOPWA, the program was established by HUD to address the specific housing and service needs of persons living with HIV/AIDS and their families. The City of Frederick has been designated as a formula grantee for HOPWA funds on behalf of the Bethesda-Frederick-Gaithersburg Metropolitan Division, which includes Montgomery County.

Summary of Resources and Distribution of Funds

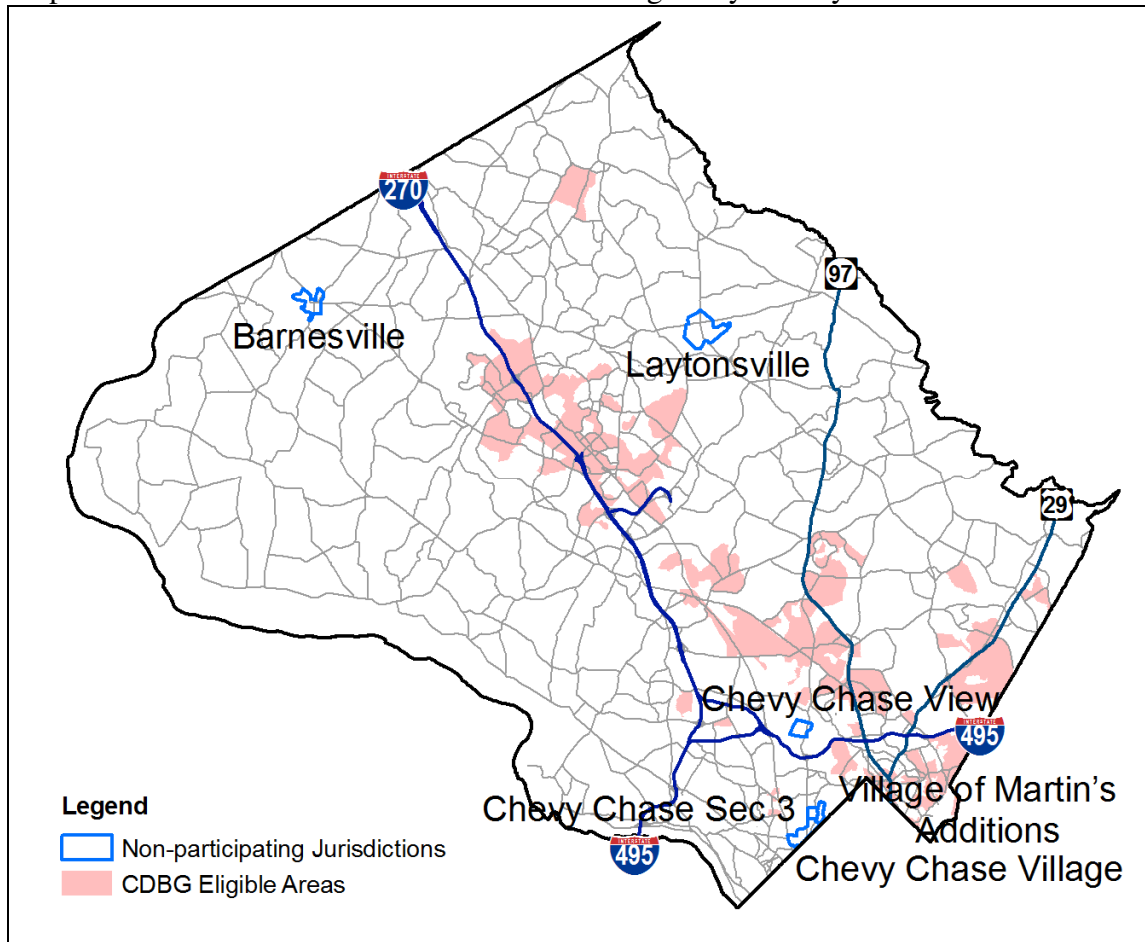
During the fiscal year the following funding was available to the County:

- Community Development Block Grant (CDBG) \$4,119,530 (plus \$444,710 in program income)
- Emergency Shelter Grant (ESG) \$339,770
- HOME Investment Partnership (HOME) \$1,456,189 (plus \$243,091 in program income received)

During Program Year 2014 \$7,084,238 was committed and \$2,289,734 was expended.

Funds were expended throughout the County. A map of the low and moderate income areas in the County is provided below. Note that County CDBG funds can't be used in the non-participating jurisdictions of Town of Barnesville, Village of Chevy Chase (Sec. 3), Chevy Chase View, Chevy Chase Village, Town of Laytonsville, and Village of Martin's Additions.

Map 1: Low and Moderate Income Areas in Montgomery County



Action Plan

This report covers those activities funded through the CDBG, HOME, and ESG programs in Montgomery County for the period July 1, 2014 – June 30, 2015. More detailed information is available by activity and grant year through use of HUD's Integrated Disbursement and Information System (IDIS). If you would like more detail about any activity reported here, please contact Matt Greene, Senior Planner on the Grants Administration and Special Projects Section staff at 240-777-3631.

For the fiscal year July 1, 2014 – June 30, 2015, there was funding for the following activities. Please note that a concerted effort was made to receive and process all invoices for activity through June 30, 2015. However, it may be necessary to make adjustments to the expenditures below to account for invoices not submitted in a timely manner.

**Community Development Block Grant (CDBG)
July 1, 2014 - June 30, 2015**

The county's Fiscal Year 2015 CDBG allocation from HUD was \$4,182,362 and was used for the following activities.

PROJECTS ADMINISTERED BY COUNTY GOVERNMENT

Department of Housing and Community Affairs (DHCA) \$3,722,915

Housing Acquisition and Preservation \$1,016,915

Funds will be used for affordable housing activities. Eligible activities include loans to assist in the purchase of existing properties for use as housing affordable to low- and moderate-income residents and funds for housing rehabilitation to enable low and moderate income owners of single-family homes and owners of multi-family properties occupied by low- and moderate-income tenants to eliminate code violations and make other necessary improvements, including accessibility and energy conservation improvements. Assistance may be provided for public housing modernization and for group home acquisition. An estimated 40 units will be created, preserved, or improved.

<i>Performance Measurement Objective:</i>	Decent Housing
<i>Amount Expended:</i>	\$485,824.89
<i>Amount Committed</i>	\$742,190.46
<i>Outcome:</i>	Availability/Accessibility, Affordability
<i>Outcome Statement:</i>	Project underway
<i>Total funding available:</i>	\$256,365.57
<i>Persons/households assisted:</i>	N/A

Group Home Rehabilitation \$500,000

Funds will be used to assist nonprofit providers in rehabilitating group homes occupied by lower-income, special needs persons to eliminate code violations and make other necessary improvements, including accessibility and energy conservation improvements. An estimated 12 homes will be improved.

<i>Performance Measurement Objective:</i>	Decent Housing
<i>Amount Expended:</i>	\$20,808.00
<i>Amount Committed</i>	\$20,808.00
<i>Outcome:</i>	Availability/Accessibility, Affordability
<i>Outcome Statement:</i>	Project underway
<i>Total funding available:</i>	\$0
<i>Persons/households assisted:</i>	N/A

Focused Neighborhood Assistance \$945,000

This project provides for focused neighborhood assistance in selected neighborhoods with a primary focus on residential areas. Project elements will comprehensively address community needs for neighborhood preservation and enhancement. Resources are currently focused in Montgomery Village and DHCA is identifying new eligible neighborhoods.

<i>Performance Measurement Objective:</i>	Suitable Living Environment
<i>Amount Expended:</i>	\$255,165.64
<i>Amount Committed</i>	\$1,145,000.00
<i>Outcome:</i>	Availability/Accessibility, Sustainability
<i>Outcome Statement:</i>	Project underway
<i>Total funding available:</i>	\$889,834.36
<i>Persons/households assisted:</i>	N/A

Code Enforcement \$225,000
 Funds will be used to partially cover costs incurred for code enforcement efforts in low- and moderate income areas in conjunction with other public or private improvements and services.

<i>Performance Measurement Objective:</i>	Suitable Living Environment, Decent Housing
<i>Amount Expended:</i>	\$199,638.71
<i>Outcome:</i>	Availability/Accessibility, Sustainability
<i>Outcome Statement:</i>	Project Underway
<i>Total funding available:</i>	\$19,271.15
<i>Persons/households assisted:</i>	N/A

Facility Planning \$50,000
 The funds will be used for preliminary planning and design for a variety of projects in eligible areas for possible inclusion in a future budget.

<i>Performance Measurement Objective:</i>	Suitable Living Environment
<i>Amount Expended:</i>	\$50,000.00
<i>Amount Committed</i>	\$50,000.00
<i>Outcome:</i>	Availability/Accessibility, Sustainability
<i>Outcome Statement:</i>	Project Completed
<i>Total funding available:</i>	\$0
<i>Persons/households assisted:</i>	N/A

Administration (capped) \$786,000
 This will fund DHCA's staff in planning, administration and monitoring of the CDBG program, including preparation of the Consolidated Plan, staff support for a citizens' advisory committee, environmental reviews, preparation of contracts, payment processing and auditing, federal reporting and loan servicing.

<i>Amount Expended:</i>	\$751,036.46
<i>Total funding available:</i>	\$14,963.54

Contingency (Capital) \$200,000
 The fund will be used to cover an unanticipated design and construction related cost.

<i>Performance Measurement Objective:</i>	Suitable Living Environment
<i>Amount Expended:</i>	\$0
<i>Outcome:</i>	Availability/Accessibility, Sustainability
<i>Outcome Statement:</i>	Project underway
<i>Total funding available:</i>	\$200,000

Persons/households assisted:

N/A

NONPROFIT PROVIDERS

\$540,330

Funds will be used to provide a variety of CDBG-eligible public services to low- and moderate-income county residents eligible for CDBG-funded assistance:

Asian American LEAD Leadership, Empowerment and Development for Youth and Family

\$45,000

“Asian American LEAD MD High School Program”

Provide culturally appropriate enrichment activities, college preparatory assistance, service learning projects and opportunities for leadership development for low-income high school students in Wheaton and Silver Spring. An estimated 50 students will benefit.

<i>Performance Measurement Objective:</i>	Suitable Living Environment
<i>Amount Expended:</i>	\$37,388.64
<i>Outcome:</i>	Availability/Accessibility
<i>Outcome Statement:</i>	Project Underway
<i>Total funding available:</i>	\$7,611.36
<i>Persons/households assisted:</i>	141

The Boys and Girls Clubs of Greater Washington, Inc.

\$39,410

“Power Hour”

Provide homework assistance, tutoring and reading time for elementary students at the Germantown Boys and Girls club. An estimated 50 students will benefit.

<i>Performance Measurement Objective:</i>	Suitable Living Environment
<i>Amount Expended:</i>	\$32,471.95
<i>Outcome:</i>	Availability/Accessibility
<i>Outcome Statement:</i>	Project Underway
<i>Total funding available:</i>	\$6,938.05
<i>Persons/households assisted:</i>	171

Catholic Charities of the Archdiocese of Washington, Inc.

\$36,820

“Immigration Legal Services”

Continue to provide free immigration legal services to low income residents. (Second year CDBG funding). An estimated 100 people will benefit.

<i>Performance Measurement Objective:</i>	Suitable Living Environment
<i>Amount Expended:</i>	\$30,388.30
<i>Outcome:</i>	Availability/Accessibility
<i>Outcome Statement:</i>	Project Underway
<i>Total funding available:</i>	\$6,431.70
<i>Persons/households assisted:</i>	185

Ethiopian Community Center in Maryland, Inc.

\$45,000

“ECCM Health Care Project”

Provide counseling services on health related issues, including hypertension, diabetes, obesity, and HIV/AIDS. An estimated 700 people will benefit.

<i>Performance Measurement Objective:</i>	Suitable Living Environment
---	-----------------------------

<i>Amount Expended:</i>	\$22,954.97
<i>Outcome:</i>	Availability/Accessibility
<i>Outcome Statement:</i>	Project Underway
<i>Total funding available:</i>	\$22,045.03
<i>Persons/households assisted:</i>	340

Home Care Partners, Inc. \$20,000

“Montgomery Light Care”

Provide Weekly home care aid services for 2 hours a week to frail elderly or disabled clients living in subsidized housing. An estimated 25 people will benefit.

<i>Performance Measurement Objective:</i>	Suitable Living Environment
<i>Amount Expended:</i>	\$13,804.05
<i>Outcome:</i>	Availability/Accessibility
<i>Outcome Statement:</i>	Project Underway
<i>Total funding available:</i>	\$6,195.95
<i>Persons/households assisted:</i>	14

Interfaith Works, Inc. \$45,000

“Volunteer Coordinator - Meals for the Homeless”

Continue to provide partial salary for Volunteer Coordinator and Assistant Volunteer Coordinator to organize and manage volunteers for food preparation and distribution and other services to serve shelter residents and other low-income residents (Second year CDBG funding). An estimated 400 people will benefit.

<i>Performance Measurement Objective:</i>	Suitable Living Environment
<i>Amount Expended:</i>	\$38,162.78
<i>Outcome:</i>	Availability/Accessibility
<i>Outcome Statement:</i>	Project Underway
<i>Total funding available:</i>	\$6,837.22
<i>Persons/households assisted:</i>	261

Jewish Foundation for Group Homes, Inc. \$40,500

“Living Independently with Autism”

Provide partial funding for three part time specialists in Autism Spectrum Disorders to assist low-income residents of their homes with that condition. An estimated 200 people will benefit.

<i>Performance Measurement Objective:</i>	Suitable Living Environment
<i>Amount Expended:</i>	\$2,145.00
<i>Outcome:</i>	Availability/Accessibility
<i>Outcome Statement:</i>	Project Underway
<i>Total funding available:</i>	\$38,355.00
<i>Persons/households assisted:</i>	13

Jewish Social Service Agency \$12,640

“JSSA Refugee Integration Project”

Provide community integration support to refugees and recent immigrants including assessment, referrals, employment assistance, citizenship preparation and ESOL assistance. An estimated 40 people will benefit.

<i>Performance Measurement Objective:</i>	Suitable Living Environment
<i>Amount Expended:</i>	\$7,905.78
<i>Outcome:</i>	Availability/Accessibility
<i>Outcome Statement:</i>	Project Underway
<i>Total funding available:</i>	\$4,734.22
<i>Persons/households assisted:</i>	6

The Montgomery County Coalition for the Homeless, Inc. \$45,000
“Housing Locator at the Home Builders Assessment Center”

Fund a full time Housing Locator position at the County's main men's housing shelter to assist clients that are enrolled in case management services to identify and obtain affordable long term housing The program will benefit an estimated 225 people.

<i>Performance Measurement Objective:</i>	Suitable Living Environment
<i>Amount Expended:</i>	\$25,809.41
<i>Outcome:</i>	Availability/Accessibility
<i>Outcome Statement:</i>	Project Underway
<i>Total funding available:</i>	\$19,190.59
<i>Persons/households assisted:</i>	96

Mobile Medical Care, Inc. \$42,960
“Anticoagulation Clinic for the Low-Income, Uninsured”

Continue to provide free testing, assessment, dosing adjustments and patient education to low-income residents at risk for heart related conditions or disease. (Second year CDBG funding). An estimated 50 people will benefit.

<i>Performance Measurement Objective:</i>	Suitable Living Environment
<i>Amount Expended:</i>	\$31,375.30
<i>Outcome:</i>	Availability/Accessibility
<i>Outcome Statement:</i>	Project Underway
<i>Total funding available:</i>	\$11,584.70
<i>Persons/households assisted:</i>	59

Montgomery Housing Partnership, Inc. \$45,000
“MHP Play and Learn Program”

Continue to provide on-site preschool activities for low-income children at 5 affordable rental properties. (Second year CDBG funding). The program will benefit an estimated 96 children.

<i>Performance Measurement Objective:</i>	Suitable Living Environment
<i>Amount Expended:</i>	\$42,218.00
<i>Outcome:</i>	Availability/Accessibility
<i>Outcome Statement:</i>	Project Underway
<i>Total funding available:</i>	\$2,782.00
<i>Persons/households assisted:</i>	95

The National Center for Children and Families, Inc. \$45,000
“Future Bound Transitional Housing Program”

Provide housing, counseling, life skills, etc. support for young adults who have aged out of the care of public systems and are homeless or living in unstable conditions. The program will benefit an estimated eight people.

<i>Performance Measurement Objective:</i>	Suitable Living Environment
<i>Amount Expended:</i>	\$41,363.71
<i>Outcome:</i>	Availability/Accessibility
<i>Outcome Statement:</i>	Project Underway
<i>Total funding available:</i>	\$3,636.29
<i>Persons/households assisted:</i>	10

The National Center for Children and Families, Inc. **\$45,000**
“Betty’s House”

Continue to provide support for immigrant women and their American children who are the survivors of domestic violence. (Third year CDBG funding). The program will benefit an estimated 17 people.

<i>Performance Measurement Objective:</i>	Suitable Living Environment
<i>Amount Expended:</i>	\$27,302.40
<i>Outcome:</i>	Availability/Accessibility
<i>Outcome Statement:</i>	Project Underway
<i>Total funding available:</i>	\$17,697.60
<i>Persons/households assisted:</i>	5

Sunflower Bakery, Inc. **\$33,000**
“Next Steps Employment Service Program”

Continue to provide wraparound employment services to students with developmental or other cognitive disabilities after they complete the Bakery Arts Program. (Second year CDBG funding). The program will benefit an estimated 16 people.

<i>Performance Measurement Objective:</i>	Suitable Living Environment
<i>Amount Expended:</i>	\$24,125.00
<i>Outcome:</i>	Availability/Accessibility
<i>Outcome Statement:</i>	Project Underway
<i>Total funding available:</i>	\$8,875.00
<i>Persons/households assisted:</i>	10

PROJECTS ADMINISTERED BY MUNICIPALITIES **\$356,285**

CITY OF TAKOMA PARK **\$125,000**

African Immigrant and Refugee Foundation **\$5,000**
“Catching Up Program”

Provide homework assistance and individualized mentoring and tutoring assistance, including interpretation and translation assistance as needed, to residents of Essex House Apartments. An estimated 20 youth will benefit.

<i>Performance Measurement Objective:</i>	Suitable Living Environment
<i>Amount Expended:</i>	\$0
<i>Outcome:</i>	Availability/Accessibility

<i>Outcome Statement:</i>	Project Underway
<i>Total funding available:</i>	\$5,000.00
<i>Persons/households assisted:</i>	25

Crossroad Community Food Network, Inc. \$6,480

“Microenterprise Development in the Local Food Network”

Provide culturally and linguistically appropriate job training, mentoring and skills development and linkage of micro-entrepreneurs with existing resources and local food mentors. An estimated 80 people will benefit.

<i>Performance Measurement Objective:</i>	Suitable Living Environment / Economic Opportunity
<i>Amount Expended:</i>	\$0
<i>Outcome:</i>	Availability/Accessibility, Sustainability
<i>Outcome Statement:</i>	Project Underway
<i>Total funding available:</i>	\$6,480.00
<i>Persons/households assisted:</i>	2

Flower Avenue Green Street Project \$106,250

“Street Light Upgrades”

Provide street lighting enhancements, including up to 47 LED luminaires, to improve safety conditions and improve efficiency and sustainability. An estimated 2,303 people will benefit.

<i>Performance Measurement Objective:</i>	Suitable Living Environment Economic Opportunity
<i>Amount Expended:</i>	\$43,825.00
<i>Outcome:</i>	Availability/Accessibility, Sustainability
<i>Outcome Statement:</i>	Project Underway
<i>Total funding available:</i>	\$62,425.00
<i>Persons/households assisted:</i>	N/A

Young Men's Christian Association of Metropolitan Washington \$7,270

“Smart Choices with Emotions”

Provide weekly therapeutic group meetings for at-risk middle school students. An estimated 30 children will benefit.

<i>Performance Measurement Objective:</i>	Suitable Living Environment
<i>Amount Expended:</i>	\$0
<i>Outcome:</i>	Availability/Accessibility
<i>Outcome Statement:</i>	Project Underway
<i>Total funding available:</i>	\$7,270.00
<i>Persons/households assisted:</i>	18

CITY OF ROCKVILLE \$231,285

Cornerstone Rehabilitation \$30,000

“Project F.I.N.D. / Therapeutic Beautification Project”

Rehabilitation of at least two residences for individuals living with severe mental illness. An estimated 8 people will benefit.

<i>Performance Measurement Objective:</i>	Suitable Living Environment
<i>Amount Expended:</i>	\$0
<i>Outcome:</i>	Availability/Accessibility
<i>Outcome Statement:</i>	Project Underway
<i>Total funding available:</i>	\$30,000
<i>Persons/households assisted:</i>	0

Rockville Housing Enterprises \$15,000
“Public Housing Capital Improvements”

Rehabilitation of at least two scattered site public housing units. An estimated two households will benefit.

<i>Performance Measurement Objective:</i>	Suitable Living Environment / Decent Housing
<i>Amount Expended:</i>	\$0
<i>Outcome:</i>	Availability/Accessibility, Affordability
<i>Outcome Statement:</i>	Project Underway
<i>Total funding available:</i>	\$15,000
<i>Persons/households assisted:</i>	0

Single-Family Rehabilitation Program \$186,285.00

Provide for home improvement forgiveness loans homeowners for emergency repairs, handicap adaptability and energy efficiency improvements. An estimated six households will benefit.

<i>Performance Measurement Objective:</i>	Suitable Living Environment / Decent Housing
<i>Amount Expended:</i>	\$21,023.92
<i>Outcome:</i>	Availability/Accessibility, Affordability
<i>Outcome Statement:</i>	Project Underway
<i>Total funding available:</i>	\$165,261.08
<i>Persons/households assisted:</i>	5

HOME INVESTMENT PARTNERSHIP PROGRAM (HOME)

HOME INVESTMENT PARTNERSHIP PROGRAM (HOME) **\$1,956,189**

The HOME grant is designed to increase housing choices for low-income households through rental and home ownership programs, in cooperation with public, private and nonprofit organizations. During the coming year, it is anticipated that the County will receive \$1,456,189 in funding for HOME projects, and together with anticipated program income of \$500,000, an estimated total of \$1,956,189 in HOME funds will be available. Funds will generally be made available in the form of low-interest loans and other subsidies, and units assisted may be both rental and owner-occupied.

PROJECTS ADMINISTERED BY COUNTY GOVERNMENT

Department of Housing and Community Affairs (DHCA)

Housing Production and Preservation

\$1,543,189

Funds will be used for the construction, acquisition, and / or rehabilitation of housing (both multi- and single-family units). DHCA may work with the private sector, non-profits and / or the Montgomery County Housing Opportunities Commission (HOC) in implementing this program. This is estimated to produce or preserve 30 units.

<i>Performance Measurement Objective:</i>	Suitable Living Environment, Decent Housing
<i>Amount Expended:</i>	\$0
<i>Outcome:</i>	Availability/Accessibility, Affordability
<i>Outcome Statement:</i>	Project Underway
<i>Total funding available:</i>	\$2,674,176.35
<i>Persons/households assisted:</i>	N/A

Community Housing Development Organizations (CHDOs)

\$220,000

Housing Production

The project will fund the housing development activities of CHDOs. This represents the federally mandated fifteen percent of the HOME allocation. Up to 10 percent of this total (\$20,555) may be used for project-specific technical assistance, site control, and seed money loans. It is anticipated that one to three organizations will use these funds for acquisition, construction, or renovation of rental housing for persons with low-incomes. This is estimated to produce or preserve 10 units.

<i>Performance Measurement Objective:</i>	Suitable Living Environment, Decent Housing
<i>Amount Expended:</i>	\$0
<i>Outcome:</i>	Availability/Accessibility, Affordability
<i>Outcome Statement:</i>	Project Underway
<i>Total funding available:</i>	\$0
<i>Persons/households assisted:</i>	N/A

PROJECTS ADMINISTERED BY NONPROFITS AND OTHER PUBLIC AGENCIES**CHDO Operating Assistance**

\$62,000

Funds will be used to partially cover the administrative costs of qualified CHDOs: Montgomery Housing Partnership (MHP) and Housing Unlimited, Inc. (HUI). MHP will receive \$45,000 and HUI will receive \$17,000. By regulation, only CHDOs using HOME funds to own, sponsor, or develop affordable housing are eligible for operating support. This operating support cannot exceed 50 percent of a CHDO's operating budget in any fiscal year or \$50,000 annually, whichever is greater.

<i>Performance Measurement Objective:</i>	Suitable Living Environment, Decent Housing
<i>Amount Expended:</i>	\$0,
<i>Outcome:</i>	Availability/Accessibility, Affordability
<i>Outcome Statement:</i>	Project Underway
<i>Total funding available:</i>	\$62,000
<i>Persons/households assisted:</i>	N/A

Fair Housing Activities \$20,000

Funds will be used for activities that serve to affirmatively further fair housing choice. Activities may include sales, rental and lending testing, education/outreach, training and research. Activities will be administered by the Office of Human Rights.

<i>Performance Measurement Objective:</i>	Suitable Living Environment, Decent Housing
<i>Amount Expended:</i>	\$19,995.84
<i>Outcome:</i>	Availability/Accessibility, Affordability
<i>Outcome Statement:</i>	Project Underway
<i>Total funding available:</i>	\$4.16
<i>Persons/households assisted:</i>	N/A

ADMINISTRATION \$120,000

The fund will be used to cover the county's expenses associated with operating the HOME Program. Combined Fair Housing and administrative expenses cannot exceed 10% of the entitlement amount.

<i>Amount Expended:</i>	\$40,000
-------------------------	----------

EMERGENCY SOLUTIONS GRANT (ESG)

EMERGENCY SOLUTIONS GRANT (ESG) **\$339,770**

The ESG Program enables the county to assist persons who are homeless. For County FY2015, it is anticipated that the County will receive \$253,190 in ESG funding. Funds are used in conjunction with the Continuum of Care homeless assistance system and will be administered by the county's Department of Health and Human Services.

Rapid Re-Housing - Housing Stabilization and Relocation Services \$111,770

Funds will be used to assist homeless households locate, obtain and retain housing. Funds will be used for case management services, and security deposits to assist approximately 20 homeless households move into permanent housing. Eligible singles and families include those living in temporary shelter, in a place not meant for human habitation or other places described in Category I of the newly revised homeless definition issued by HUD. Approximately 20 households will be assisted with the two Rapid Re-Housing programs.

Rapid Re-Housing - Rental Assistance \$148,000

Funds will be used to provide up to 12 months of medium term rental assistance to help homeless households obtain and retain permanent housing. Assistance will be provided to households that meet the criteria for Category I of the homeless definition recently issued by HUD. Approximately 20 households will be assisted with the two Rapid Re-Housing programs.

Homeless Management Information System (HMIS) \$55,000
Funds will be used for licensing fees, data quality activities, training and other costs necessary to support the Montgomery County Continuum of Care's (CoC) Homeless Management Information System. This CoC-wide database is used to track client services and provides valuable data to support planning activities.

Emergency Shelter \$25,000
Funds will be used for Shelter operations including motel vouchers, maintenance, furnishings, and supplies necessary for operation of emergency shelter. An estimated 150 people will benefit.

Matching requirements for the ESG program come from County funds.

CAPER Narratives

Assessment of Goals and Objectives. In each of the following sections covering Community Development Block Grant (CDBG), Home Investment Partnership Program (HOME) and Emergency Solutions Grant (ESG) there is an assessment of goals and objectives. Information on services delivered under Housing Opportunities for Persons With Aids (HOPWA) program was provided by the Montgomery County Department of Health and Human Services, which serves as the sub-recipient for funds in Montgomery County, which falls under the Bethesda-Frederick-Gaithersburg Metropolitan Division.

Affirmatively Furthering Fair Housing

Montgomery County's Office of Human Rights has developed a comprehensive Fair Housing program. This program includes testing for discrimination in the rental or sale of housing, home mortgage financing and compliance with architectural guidelines for the protection of individuals with disabilities. It also includes educational components and enforcement action.

Also, under the auspices of the Office of Human Rights, the County has an on-going Inter-agency Fair Housing Coordinating Group, (IFHCG) which is comprised of agencies that have housing responsibilities. Members of the group include representatives from the Department of Housing and Community Affairs, the Human Rights Commission, Housing Opportunities Commission, Health and Human Services, the Office of Community Partnerships, Commission on People with Disabilities, the Department of Economic Development, Montgomery County Public Schools, the City of Takoma Park, the City of Gaithersburg and the City of Rockville. Meetings are open to the public and individual realtors often attend and join in discussion.

In County Fiscal Year 2015 / Federal Program Year 2014, under the leadership of Chair, Louise Kauffman, the IFHCG hosted presentations by Stacy Span, Executive Director of the Montgomery County Housing Opportunities Commission (HOC), Clarence Snugs, Director of the Department of Housing and Community Affairs, Nadim Kahn, Director of Special Needs Housing and Betsy Luecking from the Commission on People with Disabilities. Other meetings have focused on economic development in the County and the impact on housing, the housing needs of veterans and persons with disabilities, special needs populations, including the

homeless, and the challenges presented by a diverse County school system with over 150 languages spoken.

Educational activities include training for housing and real estate professional (who receive continuing education credits), landlords, tenants, property managers, lenders, and the general public. A fair housing public service movie clip has been developed which is shown in local movie theatres and a curriculum was developed as part of a human rights youth diversity camp which is offered to fifth-grade students in the County.

A fair housing poster contest has taken place for a number of years and become very popular. Conducted as part of the diversity camp, the winner receives a monetary award and the winning poster is displayed on transit buses throughout the County during Fair Housing Month (April of each year).

The Office of Human Rights also provides information concerning scams in loan modification and housing. They partner with DHCA by providing Fair Housing activities and information during the annual County Housing Fair. DHCA also provides counseling referrals and assistance through local nonprofits on foreclosure, homeownership and various mortgage issues.

Affordable Housing

During the fiscal year the County had a goal of making housing more affordable to 305 households (under Performance Measurement Objectives in the Consolidated Plan, outcome measure -- Affordability). The actual number assisted was 4,747 according to IDIS report PR85 (CDBG Housing Performance Report HOME housing Performance Report). The County continues to strive for maximum service and uses leveraging and partnerships with the nonprofit and private sector resources to increase the benefits to County residents.

Continuum of Care

The Continuum of Care chart in the appendix at Tab 6 shows actions taken to address the needs of homeless persons and those with special needs who are not homeless but require supportive housing.

Other Actions

Addressing Obstacles to Meet Underserved Needs

A concerted effort has been made to coordinate with other County agencies and community groups in both the identification of needs and the resources available to meet these needs. The goal, in a time of diminishing resources, is to maximize effect through the elimination of duplication and employment of economies of scale when possible to serve the largest number of residents possible.

Fostering and Maintaining Affordable Housing

The Moderately Priced Dwelling Unit Program (MPDU), the County's nationally known housing program, continues to ensure that all developments of 20 units or more will contain

affordable units. Efforts using HOME funds have emphasized approving projects that serve the lowest income groups possible.

A concerted effort has been made to preserve existing affordable housing through a code enforcement program that results in the annual rehabilitation of dozens of homes. DHCA's Office of Landlord/Tenant Affairs requires licenses for all rental units and provides dispute mediation. It has published a Landlord/Tenant Handbook which spells out the rights and responsibilities of both landlords and tenants. The Office of Landlord-Tenant Affairs works closely with the Housing Code Enforcement Section to ensure tenants have housing that is in compliance with all applicable County laws. The Montgomery County Tenants Work Group (TWG), appointed and first convened in 2008 by County Executive Isiah Leggett, completed a thorough review in May 2010 of the primary issues impacting renters in the community (A full report is available on the County's website here:

http://montgomerycountymd.gov/DHCA/resources/files/twg_report_3-2010.pdf.

Montgomery County offers property tax credits for renewable energy and energy efficiency measures, authorized at \$500,000 annually. The number of applications for these credits continues to grow and has far exceeded the annual limit, resulting in a several year backlog of applicants.

Another significant effort to foster and maintain affordable housing was the adoption on March 29, 2011 of an Amendment to the Housing Element of the County's General Plan. The Housing Element spells out three goals:

- Conservation and care of existing neighborhoods and the existing housing stock.
- Concentrate new housing in mixed-use, transit-oriented areas.
- Encourage and maintain a wide choice of housing types and neighborhoods for people of all incomes, ages, lifestyles, and physical capabilities at appropriate locations and densities. Implement policies to bridge any housing affordability gaps.

The Housing Element then goes on to lay out four objectives to carry out these goals and these objectives are all being incorporated into the new draft Housing Policy:

1. Housing and Neighborhood Connectivity: Concentrate most new housing near public transportation and provide easy, multi-modal connections to jobs, schools, shopping, recreation, and other leisure activities.
2. Diverse Housing and Neighborhoods: Create diversity in the type and size of units, neighborhoods, facilities, and programs to accommodate current and future residents.
3. Housing and the Environment: Provide economically and environmentally sustainable housing and neighborhoods.

The most comprehensive effort to foster and maintain affordable housing is through the update of the County's 2001 Housing Policy (expected adoption in 2016). This effort draws from the 2008 Affordable Housing Task Force report, the 2011 Housing Element of the General Plan, and from dozens of community meetings with various stakeholders. Specifically, the draft Housing Policy adopts the goals and objectives of the Housing Element and is crafted to provide guidance on implementation.

The draft Housing Policy establishes the following vision that Montgomery County is a place where:

- Everyone has a place to call home — no one is homeless.
- Neighborhoods are safe and sound, with community services and well-maintained facilities.
- All housing is in sound condition and meets all building maintenance codes.
- Each housing unit has adequate living space for its occupants.
- Affordable housing exists for all who live or work in the County, regardless of age or income.
- People receive appropriate housing and services for each stage of life and can remain in the community as they grow older.
- There is no discrimination in choosing a place to live, regardless of race, color, religious creed, ancestry, national origin, sex, sexual orientation, marital status, presence of children, age, physical or mental disability, or source of income.
- Housing opportunities and supportive services are available for those who have mobility or sensory impairment, developmental or emotional disabilities, or mental illness.

The overall goals of the draft Housing Policy are that Montgomery will:

- Preserve the existing regulated affordable housing stock, striving for no net loss of income-restricted affordable housing.
- Increase the number of affordable housing units.
- Conserve and care for Montgomery County's residential neighborhoods, and develop and invest in quality communities.
- Strive to prevent homelessness and find homes for the homeless.
- Support the development of new housing, especially in transit-oriented areas.

The planning process involved numerous public meetings, information dissemination through email lists and web site postings, extensive coordination among County agencies, as well as public deliberations by the County Council's Planning, Housing, and Economic Development Committee. The draft can be accessed here:

<http://montgomerycountymd.gov/dhca/director/housingpolicy.html>.

A new Streamlining initiative created during Program Year 2013 is designed to make the County more business-friendly and to make it easier to construct housing, especially transit-oriented housing, to meet the future needs of a growing County. The County has worked with stakeholders to identify more than 60 areas in which improvements are recommended. These improvements are expected to cut approximately one year from development and construction projects. Among the accomplishments so far was the consolidation of fire inspections of new commercial and residential construction under the Department of Permitting Services (DPS). DPS completed 2,635 fire system inspections in the first year of this new system, saving customers in excess of \$1 million and what previously took as long as six weeks to complete now takes just one business day.

All of the efforts described above represent a comprehensive effort which is necessary to preserve our affordable housing supply.

Eliminate Barriers to Affordable Housing

To address this issue, Montgomery County Executive Isiah Leggett formed the Affordable Housing Task Force by issuing Executive Order 84-07 on February 28, 2007. Recognizing that a lack of affordable housing will have crippling effects on Montgomery County's residents, communities, and economy, County Executive Leggett brought together a group of dedicated representatives and individuals from all sectors of Montgomery County and the region to form the task force. Housing experts and advocates, representatives of the financial and development industry, builders, housing providers, planners, community members and representatives of governmental departments and agencies all came together to consider the issues and potential solutions. A full status report on the implementation of the recommendations of the Affordable Housing Task Force appears in the Program Year 2010 CAPER beginning on page 46 and an earlier version also comprises Appendix B of the Consolidated Plan covering the period July 1, 2011 through June 30, 2012.

The County, through a collaborative effort between the Department of Housing and Community Affairs and the Planning Department, and using funds set aside by the County Council, began work in the fall of 2014 on a comprehensive study of the rental housing market. The study will consider all aspects of the rental housing market with the aim of developing new policy recommendations to increase affordability to the maximum extent possible. A full report and recommendations are expected in the fall/winter of 2016/2017.

OTHER ISSUES:

Evaluating and Reducing Lead-Based Paint Hazards

There are approximately 47,000 thousand units built prior to 1950 and 162,000 units built between 1950 and 1978, although current figures are not available for the numbers of these units that may be occupied by lower-income households. (The federal government banned lead-based paint from housing in 1978.)

According to Maryland law (effective October 1, 2004) all residential rental properties in Montgomery County have to meet the requirements of the state Lead Poisoning Prevention Program in order to be licensed. Properties built before 1950 have to provide proof to DHCA of their registration with the Maryland Department of Environment (MDE) or proof that the rental property is lead free.

Fact sheets regarding the specifics of Maryland and federal law and other materials regarding lead paint are provided to all rental property owners. Under the Housing Choice Voucher program, both the participating landlord and family sign a statement containing a disclosure of known information on lead-based paint and/or lead-based paint hazards in the unit, common areas or exterior painted surfaces and that the owner has provided the lead hazard information pamphlet to the family.

In addition to testing residences, young children are tested for possible exposure to lead paint. The County's Department of Health and Human Services (DHHS) has a program in partnership with the state for testing and case management for children who have elevated blood lead levels (at least 10 micrograms per deciliter) and promotion of lead safe environments through education and outreach. There are very few children in Montgomery County who have elevated blood lead levels and, upon investigation, exposure has more often come from outside

the county and/or from non-housing sources, such as toys. In partnership with federal and state governments, the County, public housing authorities and other partners educate and outreach to schools, child care facilities, landlords, residents, and the medical community about lead poisoning.

The United States Environmental Protection Agency's Renovation, Repair and Painting Final Rule (created under the authority of the Toxic Substances Control Act (section 402(c)(3) of TSCA) contains new rules regarding environmental lead exposure when working on existing housing units. County departments responsible for lead safety all abide by the new Final Rule.

Reducing the Number of Persons Living Below the Poverty Level

This also falls into the category of interagency coordination. DHCA has worked with many agencies including the Department of Health and Human Services and the Housing Opportunities Commission to identify need and to allocate resources. The public service component of the project list is evidence of the fact that a majority of our effort is to support and, where possible, create self-sufficiency. This is an effort that will not have a satisfactory conclusion until there are no families at or below the poverty level.

Among efforts that help reduce the number of persons living below the poverty level is the Family Self-Sufficiency Program run by the Housing Opportunities Commission (HOC). This program helps Public Housing and Housing Choice Voucher families achieve self-sufficiency and end dependency on welfare assistance over a five to seven year period. The program serves over 400 families, primarily composed of single female heads of household with an average of two children, who enroll on a voluntary basis and agree to case management services with the goal of improving the head of household's education, career training and employment.

Overcome Gaps in Institutional Structures and Enhancing Service Coordination

Quarterly leadership forums bring managers and key staff from all County departments together to identify opportunities for collaboration and define priorities. In addition, the County has implemented a planning and appraisal process for senior management stressing results-oriented outcomes and pay-for-performance, with an emphasis on teamwork, cooperation, and collaboration to ensure that departments work together.

Interdepartmental teams have been formed. The key ideas embodied in this program are:

- Neighborhood based services customized to neighborhood needs
- Partnership with neighborhood leaders and organizations
- Intervention in at-risk neighborhoods
- Nurturing of involvement and leadership from the multi-cultural community, particularly the immigrant community.

Fostering Public Housing Improvements and Resident Initiatives

Funding is provided for Public Housing units managed by local municipalities, the Housing Opportunities Commission (HOC), and the County. The goal is a standard of living that is equitable for all residents of Montgomery County. Such a process involves genuine resident

input so as to ensure that real concerns are addressed and not simply those that government has perceived as being a problem for County residents. This resident input is gathered through a variety of means. HOC holds multiple Town Hall meetings with clients each year, public hearings, public comment periods, and also has regular discussions with HOC's own Resident Advisory Board (RAB). HOC's RAB is composed of HOC residents from across its affordable housing portfolio, including both the Public Housing and Housing Choice Voucher programs. HOC staff also reviews many proposed policy changes with its RAB, thereby seeking input from its residents prior to implementing policies which affect them. The topics discussed at these different resident meetings include property maintenance, adequacy of supportive services, property management, administrative policies, new HOC programming, and general HOC customer service. Numerous self-sufficiency and education programs, supported with public funds, are also provided by HOC, resulting in a greater opportunity for residents to speak out on those issues affecting their families with regard to their living conditions and other supportive services.

Priority Public Housing Needs

The Housing Opportunities Commission (HOC) maintains its Public Housing units to meet or exceed community and County standards. However, due to years of inadequate federal support of Public Housing, coupled with the age of the properties, HOC's portfolio still has a great need. To address the unmet needs of these sites, HOC is in the process of implementing HUD's new Rental Assistance Demonstration (RAD) program as well as HUD's Section 18 Public Housing Disposition program. These two programs will assist HOC in transitioning out of its participation in Public Housing, by converting these families and properties to either the project-based rental assistance (PBRA) program, or the project-based voucher (PBV) program. The goal of this transition is to reduce HOC's reliance on public funding, while still providing the same high level of service to HOC resident families and the community. This transition is expected to take several fiscal years to complete and the exact timing and funding needs will be tied to the timing of HUD approvals at each property.

Ensure Compliance with Program and Comprehensive Planning Requirements

High levels of collaboration continue between homeless providers and the affected County Departments in terms of continuum of care. The goal is more affordable housing which necessitates scrutiny of all aspects of housing production/retention in the County. In addition, supportive services such as substance abuse prevention/treatment efforts are provided.

Leveraging Resources

The County was able to leverage federal funds at a rate of approximately 5:1 by using County, State and private funds. Although federal funds have been declining in recent years, County, State, and private funds have also been declining and have been doing so at similar rates. As noted in the HOME and ESG match reports included in this submission all matching requirements were met.

Public Participation/Citizen Comment

A total of \$6,603,290 (including \$444,710 of CDBG program income and \$243,091 of HOME program income) was available during the fiscal year for citizens countywide.

All public service projects list the number of persons served and a summary of all persons served is provided.

All public facility and improvement projects indicate progress made during the fiscal year.

Self-Evaluation of Accomplishments

The County continues to use federal funds to serve low and moderate income County residents. In general funds are being spent in a timely fashion; however, staff continues to work to improve the rate at which funds are drawn down. Grantees slow to draw down funds risk having those funds recaptured for reallocation to other activities. Delays that do occur are often the result of the complexity of the undertaking regarding design, engineering, legal and other professional services or stem from the need to coordinate many sources of funds and receive consensus among many diverse stakeholders. In those instances where this is not the case the problems usually are the result of permitting delays, faulty project designs or failure of grantees to provide adequate delivery of services. The County adopted a new accounting and financial system in County FY11 that has reduced the time required to produce checks in payment for approved services and materials.

We are continuing to work with HUD in using the IDIS reporting system that provides online delivery of information regarding our performance. Staff meet monthly to review the status of projects within IDIS and to resolve any outstanding issues.

The County closely monitors the assignment of resources to specific goals and objectives. Each of the project listings note the specific objective and performance measurement that is being satisfied in carrying out the project. The Community Development Advisory Committee that determines the Public Service project funding offers a public perspective to the efforts being made to meet needs.

During the period covered for this report (July 1, 2014- June 30, 2015) there were no changes in program objectives and all available resources noted in the Consolidated Plan were utilized. In addition, the County provided Certifications of Consistency to housing agencies seeking funding from Federal sources.

The County did not hinder plan implementation by any action or willful inaction.

ACCOMPLISHMENT DATA FROM IDIS REPORTS (COMPLETE REPORTS IN INDEX OF THIS DOCUMENT)

CDBG Non-Housing Beneficiaries (PR 23)

Race/Ethnicity	Persons	
	Total	Hispanic
White	3,376	2,414
Black/African American	2,231	7
Asian	588	0
American Indian/Alaska Native	3	0
Native Hawaiian/Other Pacific Islander	2	0
American Indian/Alaskan Native & White	4	0
Asian and White	3	0

Black/African American & White	12	0
Am. Indian/Alaskan Native & Black/African Amer.	3	0
Other multi-racial	286	12
Total	6,508	2,433

Percentage of Low-Moderate Benefit (CDBG) (PR 23)

Housing	100%
Non-Housing	100% of households, 99.5% of persons

Percentage of Funds Obligated for Public Service Activities (PR 26) 11.28%

Details of all projects funded with CDBG, HOME and ESG funds are included in the body of this report.

Monitoring Standards and Procedures

Montgomery County receives annual allocations from the federal CDBG, HOME and ESG Programs. Monitoring standards and procedures for each program are described here.

CDBG and ESG activities are monitored according to program requirements. Sub-recipients and contractors are required to submit periodic progress and financial reports and submit quarterly benefit data reports. DHCA staff maintains regular telephone contact with sub-recipients and contractors.

Staff provides technical assistance at the time contracts are drafted to ensure that all contractors are familiar with and understand program requirements. Topics discussed include income/beneficiary documentation, reporting, files and records management, invoicing for payment and timely expenditure of funds. In addition, staff members attend events sponsored by the sub-recipients/grantees related to programs that receive funding.

HOME: Montgomery County is responsible for ensuring that all HOME program funds are used in accordance with the program requirements. The County executes written agreements and performs monitoring of its contractors. The County will monitor all activities assisted with HOME funds to assess compliance with ongoing program requirements.

The County has an internal tracking system for HOME projects that generates requests for information, audits and benefit data reports according to the schedule of required cyclical inspections.

The County is also subject to review by outside auditors. The current contract calls for programmatic and financial audits to be conducted annually.

MONITORING RESULTS

Monitorings are conducted each year for all contracts. Additional monitorings may be conducted if there is some concern about a grantee's performance or ability to effectively and efficiently carry out its contract duties. These monitorings usually take place in the field at the offices of the grantee, although they are sometimes conducted at DHCA if the grantee is known to the monitor and has an excellent performance record. These sessions average one hour in length and include review of files as well as current procedures/standards as required by HUD.

Time is taken for any questions from the grantee as well as for technical assistance as necessary. A monitoring form is completed for each visit and is included in each case file. A blank copy of the form is included in the Appendix of this report.

Montgomery County Davis Bacon and Related Acts & Section 3 Compliance

Montgomery County ensures compliance with Davis Bacon and Related Acts (DBRA) as well as Section 3 for covered construction projects funded with federal funds. DBRA ensures workers on federally funded projects receive at least a specified hourly wage. Section 3 ensures that a minimum of 10% of covered construction projects go to Section 3 businesses (businesses that employ low-income local residents). All construction activities are evaluated prior to project approval for whether coverage thresholds are triggered. If so, procedures are implemented to ensure compliance from the beginning of the scope of work determination throughout the construction process until the final payment is issued and the project is closed out.

DBRA and/or Section 3 covered projects include notification that these requirements apply when projects are advertised to solicit bids. Bid documents include a comprehensive “Federal Labor Standards Packet” describing requirements and compliance activities, as well as a current project-specific DBRA Wage Rate Determination as well as the Section 3 clause. These requirements are discussed in the pre-bid and pre-construction conferences, with an emphasis on offering technical assistance for any bidders or potential bidders unfamiliar with them. This technical assistance is provided to contractors or their subcontractors as requested either through a Power Point presentation with a question and answer session or through one-on-one guidance. It is also offered, at the discretion of the contractor, to any office or payroll staff he or she may have for whom it would be useful. The construction contract, when executed, contains the current Wage Rate determination, the Section 3 clause and copies of the forms required to submit reporting information.

DBRA

For DBRA covered projects, once construction begins, DHCA conducts a site visit to ensure posters and the Wage Rate are posted and, where indicated, conducts an onsite DBRA meeting with workers to ensure they are aware of where the Wage Rate is posted and their DBRA rights. On site individual interviews are conducted for representative employees of all subcontractors and copies of those interviews are included in the construction file. Where necessary, accommodations are made to conduct these interviews in their own language where employees are minimally proficient in English to ensure clear communication. Any concerns raised in such interviews are investigated and corrections made if necessary. Throughout the construction process all general and subcontractors submit weekly certified payrolls which are reviewed by the Contract Monitor for compliance with the Wage Rate Determination, interviews and duties observed while on the site. If any underpayments are identified, verification of receipt of these funds by workers is documented. If there are payment disagreements among employees and employers, DHCA staff attempts to resolve these issues. If unsuccessful, the Office of Labor Relations is contacted to intercede. Semi-annual reports, as required, are compiled and submitted to HUD.

Section 3

Section 3 of the Housing and Urban Development Act of 1968 requires that a minimum of 10% of covered construction contracts are awarded to businesses that employ local low-

income residents. Montgomery County ensures compliance with this by including notice and technical assistance for covered project in the same manner as for DBRA covered projects. We also maintain a record of contractors that have been certified as Montgomery County Section 3 Businesses on recent projects to provide to contractors upon request. We have also established a relationship with Montgomery Works, a non profit that assists residents seeking employment, through which that organization will send notification of available jobs for Section 3 residents when requested by a bidding contractor. That organization also will host meetings between possible employees and employers seeking eligible Section 3 Residents.

DHCA has structured its procurement process for all Section 3 covered projects to ensure compliance. A minimum of 10% of all covered projects must go to Section 3 contractors. Due to the existing demographic and housing conditions in Montgomery County in establishing our procedures we have defined the “project area” as within the boundaries of the County.

All advertisements for covered projects include reference to Section 3 requirements. All bid documents include the Section 3 clause in the general conditions section and note compliance as a requirement for entering into a covered contract. All pre-bid conferences and pre-construction conferences as needed include a summary of Section 3 requirements and technical assistance to contractors in how to achieve compliance. Such assistance includes a description as to how to determine whether existing subcontractors are either currently Section 3 certified or may be eligible to become so, including provision of the necessary forms. We also offer a power point Section 3 training and individual one-on-one training where requested.

To assist contractors in locating new employees that are Section 3 eligible local residents, we have developed a partnership with Montgomery Works which advertises available new possible jobs and puts them into its placement database upon the request of contractors seeking new employees for covered projects. It also will host meetings between contractors and potential employees to provide technical assistance upon request.

Program Narratives

CDBG Program

Assessment of Goals and Objectives

For Program Year 2014 (the County’s Fiscal Year 2015, July 1, 2014 to June 30, 2015) the County used CDBG funds for core services, including education, public services and public health and safety. There also continued to be a sustained commitment to affordable housing. Locally, the County allocated over 27 million dollars to the Housing Initiative Fund in Program Year 2014.

Clearly, however, needs in the aggregate far outweigh available revenues. The County continues to strive to do the best it can with the limited resources available.

A compilation of HUD Tables 3C shows 4,793 persons and 341 households or housing units served was the goal, while IDIS report PR23 CDBG Summary of Accomplishments shows that the CDBG program served 6,508 persons and 111 households or housing units. Demographic details of the beneficiaries are included in the IDIS reports found in the Appendix and show that they are diverse.

The CDBG Financial Summary Report (PR26) shows that 92.99% of funds spent that were subject to low-mod benefit were expended to serve persons of low/moderate income.

Notices of Right to Continue Occupancy are provided in all cases where necessary to protect the occupancy rights of existing residents. Montgomery County is fortunate to have local funds dedicated to affordable housing through our Housing Initiative Fund (HIF). This gives us the flexibility to make certain that, when evaluating potential projects, we identify projects for use of our CDBG funds that do not result in displacement. All activities are performed in accordance with the certification regarding Anti-displacement and Relocation Plan required for the Consolidated Plan.

There were no changes in program objectives during the fiscal year.

A map showing low and moderate income areas is included on page 2 of this report.

Neighborhood Revitalization Strategy (NRSA)

The County does not have an identified NRSA.

Section 108 Loan Guarantee

The County did not participate in the Section 108 Loan Guarantee Program.

HOME Program

Assessment of Goals and Objectives

The highest priority for the use of HOME funds is the creation/preservation of affordable housing. To this end all funds were used for this purpose.

IDIS PR23 notes that 321 households benefitted from new or preserved units using HOME funds.

Match Report

The completed report is included in the Appendix to this document.

MBE and WBE Report/Annual Performance Report

HUD's Contract and Subcontract Activity reports detailing minority and women owned enterprises and the Annual Performance Report are included in the Appendix to this document.

HOPWA

Effective April 2008, the State of Maryland assumed grantee responsibilities for the HOPWA program in Montgomery County. From July 2003 - March 2008, the City of Gaithersburg - as the most populous municipality in the Bethesda-Frederick-Gaithersburg Metropolitan Division - was the grantee. Although the City of Frederick became the official grantee in 2007, a statutory change in the legislation allowed the State to assume all grantee responsibilities on behalf of the entitlement jurisdiction. The Maryland Department of Housing

and Community Development includes HOPWA information in the State's annual Consolidated Plan; however, the Maryland Department of Health and Mental Hygiene (DHMH) is responsible for preparing the Consolidated Annual Performance and Evaluation Report (CAPER). In Montgomery County, the Department of Health and Human Services (HHS) acts as a sub-recipient of HOPWA funds, providing tenant based rental assistance (TBRA) to 76 County residents who are housed in 34 subsidized units (as of quarterly reporting period April-June 2013). For Program Year 2014 the grant amount for the Montgomery County portion of the Bethesda-Frederick-Gaithersburg, MD Metropolitan Division was \$535,406. Of this, \$513,312 was available for long term rental subsidies.

**Montgomery County Department of Health and Human Services
HIV/STD Services, HOPWA Program
May 2012- May 2015**

Numbers Assisted	May 2012	May 2013	May 2014	May 2015
Number of family units:	60	53	54	34
Number of persons with HIV/AIDS:	65	58	59	38
Number of other persons in units:	47	44	39	38
Total number of persons assisted:	11	102	98	76

Emergency Solutions Grant (ESG)

Assessment of Goals and Objectives

As noted under the project listings, all ESG funds were used for activities that addressed needs of homeless persons, focusing on rapid re-housing, and shelter services activities. In addition, funds were also used to support the CoC's HMIS system.

During the during Program Year 2014 (July 1, 2014 to June 30, 2015), 31 households were assisted to obtain permanent housing with rapid re-housing assistance compared to an estimated 30 households. As part of the rapid re-housing program participants are eligible for 12 months of assistance including security deposit/first month rent as well as a shallow rent subsidy ranging from \$400 to \$600 per month. During the past year, 380 families were served in motel overflow shelter with ESG support

The performance indicator developed by the CoC for this project is the number of homeless persons receiving rapid re-housing assistance exiting to permanent housing. During Program Year 2014, 18 households exited the program. Of those, 16 households that received rapid re-housing assistance exited to permanent housing destination while information 1 household moved in with family and 1 participant died.

Matching Resources

The County has committed in excess of one million dollars of its funds (match requirement of \$314,790.56 of expended funds on a one-to-one basis) to address the problem of homelessness through the Department of Health and Human Services' (HHS) budget for Shelter Services for many years running. Additionally, the specific match requirement of ESG-eligible services is met by spending on emergency shelter in the form of hotel and motel payments for homeless households and individuals. Local spending on this activity has far exceeded the necessary ESG match for many years, including for Program Year 2014. HHS provides core

services that protect the community's health, the health and safety of at-risk children and vulnerable adults, and address basic human needs including food, shelter, clothing and personal care.

Activity and Beneficiary Data

Detailed data on beneficiaries of the ESG program are in Appendix 7 of this report as ESG Persons Assisted (CR-65), pages 140-142. A total of 1,330 persons were served during the Program Year, including 782 children.

Shelter and Services for the Homeless

Montgomery County's homeless point in time survey was conducted on January 28, 2015. A total of 1,100 homeless persons were counted that day. This is a 23.5 percent increase since the 2014 count and a 9.6 percent increase since 2013. The overall increase in homelessness is attributed to the increase in households with minor children. In FY14 a total of 78 households with children headed by transition-aged youth (18 – 24 years old) were served; however in FY15 as of February 28, 2015 a total of 76 transition-aged youth households were served. This population has increased housing barriers that include limited education, little to no work experience, never lived independently, and minimal or no income. Montgomery County continues to experience high housing costs which make it difficult for households to obtain and maintain permanent housing.

As in previous years, Montgomery County saw an increase in adults reporting serious mental illness from 165 in 2014 to 204 in 2015, a 24 percent change. In addition, there was a 17 percent increase in adults with co-occurring disorders despite an 18 percent decrease in chronic substance abuse only. Of concern is the 56% increase among adults reporting any history of domestic violence between 2015 and 2014. Adults experiencing domestic violence also have additional barriers to obtaining housing as many are suffering from Post Traumatic Stress Disorder, have limited resources, and limited work experience.

There was an overall decrease in the number of persons experiencing chronic homelessness in this year's enumeration continuing a trend. Fifteen percent of the County's total homeless population met the criteria for chronic homeless. There were two (2) households with children (4 persons), 111 sheltered adults without children and forty nine (49) unsheltered adults without children. This is an overall decrease of 11% percent and can be directly attributed to the CoC's collaboration to prioritize vacancies in permanent supportive housing for those experiencing chronic homelessness.

Homeless Discharge Coordination

Montgomery County has multiple systems of care that are coordinated in a manner to minimize the extent to which individuals leaving institutions are discharged into homelessness. This is primarily true with respect to those individuals who were housed prior to entering the institution, and to a lesser extent for those who were homeless at the time of entering an institution.

Special Needs Housing and Public Health coordinate on several levels to ensure that clients being discharged from local hospitals are assessed prior to discharge and that shelter

placement is utilized only as a last resort. If shelter placement is required, specific designated “medical beds” are available. Clients receive on-going medical monitoring from Healthcare for the Homeless and case management is coordinated through Aging and Disability, Homeless Outreach Services, or the shelter. In addition, Public Health provides a RN through a broker contract to provide supportive services to the Housing Initiative Program Medical to ensure clients remain stable in permanent housing.

The interaction between the Homeless Services System, the Behavioral Health System, and the Criminal Justice System are coordinated through several mechanisms. On a policy level, the Criminal Justice Behavioral Health Steering Committee addresses these issues through programs implemented to target the issues of mentally ill individuals who are interacting with the criminal justice system. The Homeless Management and Information System (HMIS) database is now available to DHHS criminal justice staff to which allows programs to track and access information for referral and housing prioritization. Systemic interventions are made to assure that these individuals are properly assessed and receive the most appropriate level of resource necessary.

Specific accomplishments to date are:

- During FY14, the County Council approved Bill 34-13 creating the County’s Interagency Commission on Homelessness, which now serves as the Montgomery County Continuum of Care (CoC) governing board. The CoC finalized its Governance Charter in compliance with the Federal Homeless Emergency Assistance and Rapid Transition to Housing (HEARTH) Act of 2009 and established committees to implement the work. The CoC also adopted an updated Ten Year Strategic Plan to End Homelessness that sets priorities for the CoC. .
- A Regional Summit on Homelessness was held on March 17, 2015 and included The Honorable Isaiah Leggett, County Executive Montgomery County, The Honorable Rushern L. Baker III, County Executive Prince George’s County and The Honorable Muriel E. Bowser, Mayor, District of Columbia. A Regional Coordinating Council on Homelessness with Executive membership from each of the three jurisdictions has been established and charged with the development and implementation of an actionable plan to work towards permanently ending homelessness in the Washington Metropolitan Area.
- Montgomery County joined the Zero: 2016 Initiative, a follow up to the 100,000 Homes Campaign designed to help the communities to end Veterans homelessness by December 2015 and chronic homelessness in the next two years. CoC housing providers have agreed to prioritize vacancies in their existing programs for Veterans and those experiencing chronic homelessness.
- Housing Opportunities Commission has agreed to set aside 10 Housing Choice Vouchers to be utilized for permanent housing for veterans with The Montgomery County Coalition for the Homeless.
- The County Council and Executive approved funding to provide funding for Rapid Re-housing for veterans households via a contract with Bethesda Cares, Inc and permanent supportive housing via the Montgomery County Coalition for the Homeless.

- Montgomery County Continuum of Care adopted written standards for its coordinated assessment system to standardize the referrals to housing programs and assure that homeless individuals and families most in need are prioritized for housing.
- Montgomery County in partnership with the City of Gaithersburg held its fourth annual “Homeless Resource Day” as a way reach to out to residents experiencing homelessness and connect them with needed community resources and supports. More than 460 people attended this highly successful event and were able to receive health screenings, registration for mainstream benefits, legal assistance, employment, haircuts and more.
- The County Council provided additional FY16 funding for Rapid Re-housing subsidy and supportive services for families with minor children. Rapid Re-housing is a best practice model that utilizes rental subsidy with case management services to house individuals and families in their own units as quickly as possible. The County Rapid Re-housing and ESG program served 43 families and 9 single adults during FY15.
- The National Center for Children and Families were awarded via RFP to provide Rapid Re-housing for young adult households with children. The contract will serve a minimum of 20 households and provide a time-limned subsidy and supportive services to assist these young adults in obtaining and maintaining permanent housing.

Other Attachments and Narratives

Relocation

The County did not carry out any activities that necessitated relocation or relocation assistance.

Economic Development

The County did not carry out any activities that involved job creation.

Limited Clientele

The County did not carry out any activities that served Limited Clientele not falling into one of the categories of presumed limited clientele low-mod benefit.

Program Income

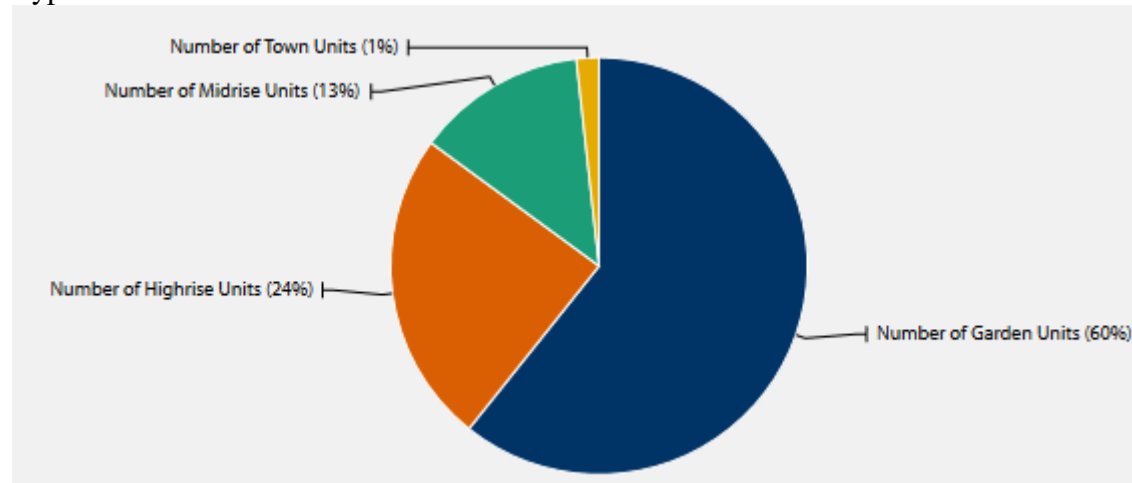
- All CDBG program income was applied to activities under the funding category Housing Production and Preservation.
- There were no float funded activities
- Loan repayments were received from single and multi-family accounts and group home accounts
- Receivables are reported in accounting records
- The County did not participate in a Lump Sum Agreement

Rental Housing

Annually, the Department of Housing and Community Affairs, Licensing and Registration unit surveys all Montgomery County multifamily rental facilities on tenant services, unit sizes, rents, occupancy and structure types. The full data from this survey can be found here: <https://reports.data.montgomerycountymd.gov/countystat/objective/housing>. The survey includes data as reported for September 1, 2014 by 799 facilities with 82,426 rental units. Included facilities are located within Montgomery County's unincorporated areas as well as the municipalities of Gaithersburg, Rockville and Takoma Park.

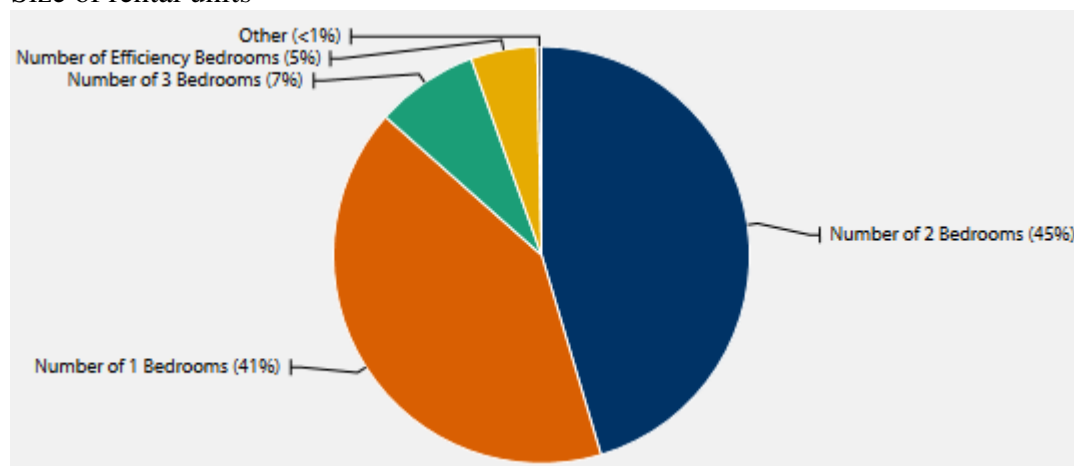
Seventy-eight percent of the facilities (624) are garden style with 1-4 stories. Midrise facilities have 5-8 stories and 68 are included in the survey. Another 78 facilities are high-rise with 9 stories or more and another 29 are townhouses. In addition, rental facilities offer more two bedroom (45.4%) and one bedroom units (41.1%) while fewer have four bedroom units available (0.35%). In 2014 there were 4,235 efficiency units, 33,905 one bedroom units, 37,412 two bedroom units, and 6,584 three bedroom units available.

Types of Rental Units



Fewer four (4) bedroom units (0.35%) are offered by the facilities as compared to other bedroom sizes. Four (4) bedroom units also have the highest vacancy rate at 9.6% while the vacancy rate for one, two and three bedroom units range from 5.37-5.42%. Finally, turnover rates are highest among efficiencies or zero (0) bedroom units at 26.71% and lowest with four (4) bedroom units at 12.11%.

Size of rental units



The average monthly market rent for a 1 bedroom is \$1,467, up from \$1,341 in 2012. In 2012, monthly rents averaged \$1,532 for 2 bedrooms as compared to \$1,660 in 2014. Market rents in high-rise facilities (9 stories or more) averaged higher in all bedroom sizes except efficiencies and four bedrooms when compared to garden (1-4 stories), midrise (5-8 stories) and townhouses. Rents in four bedroom units in midrise facilities were higher than any other facility type. Garden style facilities report the lowest rents across all bedroom sizes when compared to other facility structures. The average self-reported rent increase is highest (5.95%) in midrise three bedroom units across the board. One bedroom units in townhouse facilities report the lowest rent increase.

TABLES/REPORTS

The following tables and reports are provided to document the activities undertaken by the County during the reporting period (federal fiscal year / program year 2014; July 1, 2014 to June 30, 2015):

Tables (see Pages 38-41)

Reports (see IDIS Reports and ESG Tables - TAB 7)

Narratives and Performance Measurement Objectives

Affordable Housing Without Supportive Services

Overall, a significantly high number of Montgomery County residents are burdened by disproportionately high housing costs. There continues to be a priority need for all types of affordable and accessible housing.

For those 32% of Montgomery County households that rent, a report released in March, 2010, by the Montgomery County Tenants Work Group, indicated that tenants, especially those with limited incomes, were seeing rents increase faster than the cost of living and faster than their incomes. The federal Fair Market Rent for a two-bedroom unit in the county as of Federal Fiscal Year 2015 (October 1, 2015 – September 30, 2016) was \$1,458.

Affordability is defined as spending 30 percent or less of household income on housing costs. According to the 2013 American Community Survey (DP-04, 1-year estimates), in Montgomery County, 29% of homeowners pay greater than 30% of their income for housing and are therefore considered housing burdened. The data also show that 50% of renter households spend 30% or more of household income on rent and utilities and also therefore considered housing burdened.

Affordable Housing With Supportive Services

In addition to the need for affordable housing for low-income County residents not in need of supportive services, there is the added need for housing that is affordable and accessible that meets the supportive services needs of persons with physical or developmental disabilities, those who are elderly, those who are victims of abuse, and those with chronic mental illness or addictions. Funding to nonprofit organizations to purchase properties for use as group homes is one way to assist in meeting this need, but additional strategies need to be pursued to address this priority need. The Report and Recommendations of the Affordable Housing Task Force (March 2008) referenced earlier in this document calls for prioritizing the housing needs of Montgomery County residents, with the “neediest” being those who are homeless and those with special needs. The County’s draft Housing Policy reflects this prioritization.

Non-Housing Community Development

Montgomery County also places a high priority on cultivating a positive business climate through incentives to businesses which will result in job creation and retention, including support through economic and commercial revitalization activities. Capital projects including acquisition, renovation, and construction of public facilities and infrastructure improvements are components of this overall effort. Public services that support expansion of economic opportunities for persons of low and moderate-income and those with special needs, including employment, employment training, and other supportive services are a high priority as well. The County’s Department of Economic Development has been successful in attracting/retaining business in a very competitive environment.

Assessment of Five Year Goals and Objectives

The County's Capital Improvement and Public Services programs identify specific activities that will be undertaken to meet priority needs. These activities relate to goals, strategies and outcomes and reflect the vision and guiding principles of the county.

Some of the activities identified in the Capital Improvement and Public Services programs of the Consolidated Plan were undertaken with federal funds provided by the United States Department of Housing and Urban Development. The Consolidated Plan identifies and elaborates on the following strategies:

The Consolidated Plan discusses broad strategies for meeting the gaps identified between existing resources and identified needs. The Plan identifies and elaborates on the following strategies:

Target resources to achieve the broadest and most effective solutions to the problems of our most vulnerable residents, including the homeless and other populations with special needs;

Increase efficiency in service delivery for housing and community development-related programs;

Eliminate housing discrimination and barriers (legislative and other) to the provision of affordable, accessible housing;

Encourage self-sufficiency and long-term resolution of problems by focusing limited resources to address community concerns comprehensively at the neighborhood level;

Employ both public and private resources to preserve and create a variety of affordable housing options to meet the needs of the county's low and moderate income and special needs populations. Work to encourage accessibility in standard design;

Set realistic goals based on available resources and current economic and social conditions; and,

Continue economic development efforts to meet state initiatives and the current needs of businesses in the county.

The Annual Action Plan for the Fiscal Year July 1, 2014 through June 30, 2015 included herein notes the activities that were funded with CDBG, HOME and ESG dollars and provides specific information about each.

Annual Affordable Housing Production Goals

Need for Affordable Housing

Montgomery County meets its affordable housing needs through a number of programs. The County and the Housing Opportunities Commission are using federal, state, and local programs and funding for the provision of affordable housing. In order to address the production needs identified in the Housing Policy, the County has established annual goals for affordable housing production and preservation.

According to the June 2015 report from George Mason University School of Public Policy's Center for Regional Analysis, between 2011 and 2023 there will be 48,110 additional households in Montgomery County, all needing housing, of course. Of these new households, the study estimates that 14,960 of them will be low-income. At-place employment increases also add to the demand for housing in the county. Annual production of market rate housing appears to meet most of this demand, although not all households will be able to afford market prices.

In the past 5 years, Montgomery County has produced and preserved an estimated 12,180 affordable housing units. Despite these gains, there remains a serious unmet need for affordable housing. Proof of this can be seen in the more than 50 waiting lists in Montgomery County for programs with some kind of housing assistance. These include wait lists of income-qualified households for the Montgomery County Health and Human Services Rental Assistance Program, HOC Public Housing for the elderly/disabled, HOC Housing Choice Voucher, Non-HOC

Subsidized Rentals, and “in-house” Section 8 (19 Apartment Communities which set aside approximately 20% of their units). The Housing Opportunities Commission’s waitlist for public housing alone contains over 18,000 people and has not been open to adding new names since 2008.

To continue to serve lower income households, the follow production and preservation goals / projections have been established:

Federal Fiscal Year	2011	2012	2013	2014	2015	2016
County Fiscal Year	2012	2013	2014	2015	2016	2017
Goal Type*	(actual)	(actual)	(actual)	(actual)	(projected)	(projected)
Preservation	766	1,535	2,435	2,487	2,390	2,253
Production	479	1,346	654	591	472	624
Total Units	1,245	2,881	3,089	3,078	2,862	2,877

*Definitions: Production means new construction or rehab of a market rate unit added to the affordable inventory. Preservation means acquisition and/or rehab of an existing unit with affordability restrictions.

Evaluation of Performance

Housing

The inflating of the housing “bubble” through 2007 put dramatic upward pressure on housing costs. Despite some easing in costs in the two or so years following, both rental and owner costs have been increasing for several years now. The average rent for a one-bedroom, market rate unit increased from \$1,199 to \$1,467, or 22%, from 2008 to 2014 (DHCA Rental Housing Surveys). Overall, Montgomery County still suffers from a serious affordability gap. From July 1, 2014 through June 30, 2015, \$1,846,275 of HOME and CDBG funds were disbursed for housing activities related to the creation or preservation of 365 units of affordable housing (PR23).

The Housing Initiative Fund (HIF)

A locally funded housing trust fund that receives revenue from a variety of sources including loan repayments and a dedicated payment of 2.5 percent of the County's Property Tax revenue. Since its inception in 1988, the HIF has been administered by the County's Department of Housing and Community Affairs (DHCA). In the federal fiscal year/program year 2014 the County budgeted \$27,657,661 for the HIF. The Montgomery County Executive Regulation on administration of the program can be viewed here:

http://www.montgomerycountymd.gov/DHCA/Resources/Files/housing/multifamily/hif_regulations.pdf.

Single Family Rehabilitation

CDBG funds were used in Program Year 2014 to make rehabilitation loans to two low-income households for a total of \$38,718. These loans helped low-income households make repairs

to their properties. The County continues to service approximately 130 single-family rehabilitation loans, of which about 120 were made with CDBG funds, two were made with HOME funds, and two were made with local funds. The average loan amount is approximately \$30,000 for rehabilitation. Approximately twenty of the existing loans were Replacement Loans, for complete structure replacement, averaging about \$200,000 per home.

Actions Taken to Address the Needs of the Homeless

In order to deal with the problem of homelessness, the County has set up objectives and a work program to facilitate a continuum of care approach that addresses gaps in service and assists the homeless in achieving the greatest degree of self-sufficiency possible within the limitations presented. A “continuum of care” is a phrase used to describe a strategy which calls for the coordination of shelter and services as a way of resolving the problems which cause families and individuals to become homeless. It addresses both the housing and other personal rehabilitative needs of homeless individuals and families.

These programs operate under the auspices of several nonprofit and government agencies. The Continuum of Care report provided in the latest Consolidated Plan lists the total of emergency shelter beds, transitional housing beds, and permanent supportive housing beds serving families and individuals.

There are many diverse sources of funding supporting Montgomery County’s homeless service continuum. In addition to the support received from the Federal Dept. of Housing and Urban Development (HUD), 7.5 million dollars request for county fiscal year 2015 / Program Year 2014, the continuum is supported with other state, and local government funds including the Department of Health and Mental Hygiene, the Department of Human Resources, the County Department of Housing and Consumer Affairs (DHCA), County Council and Executive grants, to name only a few. In addition, our non-profit partners and volunteer network also contribute in-kind services in excess of \$2 million in donations.

Members of Montgomery County’s Continuum of Care Operations Committee, in collaboration with the Homeless Policy Development Committee, implemented a multi-pronged approach to refine the County’s continuum of care strategy. It included designing data collection instruments and strategies after review and modification of previous efforts, distributing surveys to consumers, provider agencies and other primary stakeholders to facilitate needs assessments, updating Montgomery County’s inventory of homeless shelters, supportive housing and services and convening meetings to discuss how to best enhance the continuum. The top needs identified were as follows:

1. Affordable housing which includes “deep” and “low” rental subsidies
2. Assistance with employment location
3. Job training
4. Employment and skill enhancement
5. Child Care subsidies
6. Access to affordable dental care
7. Assistance with transportation
8. Financial and prescription assistance for undocumented

The established tradition of public-private partnership in Montgomery County continues to serve as the foundation for addressing the multifaceted problems of homelessness. The

homeless services Continuum of Care operates under the Housing First Model and continues to evolve as the community needs change.

The system functions as follows. Outreach services are provided by four different non-profit providers to engage the clients and assist with applications for eligible benefits, behavioral health services, and shelter or housing referrals. Clients are encouraged to enter the Emergency Shelter for women currently operated by Interfaith Works called the Wilkins Avenue Women's Assessment Center. The shelter is open 24 hours and serves 65 women. The Emergency Shelter for men is operated by The Montgomery County Coalition for the Homeless (MCCCH) and was increased in CFY15 to serve 75 men year round, and reserved 5 beds for Healthcare for the Homeless and Aging and Disability; in addition, capacity increases during the winter to serve a total of 135 men. Outreach providers can also refer directly to transitional or permanent housing. Case management is provided at all shelters, transitional, and permanent supportive housing programs. During CFY14 the County began utilizing Emergency Solutions Grant funding for Rapid Re-housing for single adults and families with minor children. In CFY15 the County Council approved additional funding to address the increase in homeless families with minor children. Consumers are assessed utilizing a coordinated targeting tool to identify vulnerabilities, housing barriers, and the type of appropriate housing address housing barriers, behavioral health issues, credit, debt, etc... In partnership with DHCA, Special Needs Housing has obtained county homes that are utilized as transitional shelter which serves homeless families that may need additional time to improve self-sufficiency and obtain permanent housing.

The coordinated entry for homeless families is through the local regional offices via Emergency Services in Department of Health and Human Services. Families meet with a Homeless Intake Worker for a complete assessment and shelter options are explored. Families are referred in a similar process to emergency shelter, transitional, rapid re-housing, and permanent supportive, or permanent with temporary subsidy if necessary.

Progress in Meeting Affordable Housing Objectives

The MPDU Program continues to be a national model for inclusion of affordable units throughout the County. A total of 356 units were created as MPDUs during the year at no cost to the County, including 146 for-sale MPDUs and 210 rental MPDUs. Additionally, 25 of the for-sale MPDUs were acquired by HOC (23) and non-profits (2) to remain as affordable housing.

In addition to the MPDUs, 35 Workforce Housing Units (WFH Units) were created during the year at no cost to the County, including 11 for-sale WFH Units and 24 rental WFH Units. None of the WFH Units were acquired by HOC or the non-profits.

Through the life of the program, 236 units have been sold to non-profit organizations. Housing Unlimited has purchased 33 MPDUs, while Montgomery Housing Partnership has acquired 117 homes through non-profit MPDU acquisition set aside.

Relationship of the Use of CDBG Funds to Priorities and Objectives

As documented in this report the County has established an overall goal of community improvement. Through programs that coordinate code enforcement and housing rehabilitation programs our efforts have become increasingly focused on specific neighborhoods and more comprehensive in addressing community needs and stated goals.

Program Objectives and Experience to Date

There have been no basic changes in our program. Modifications have only been made in order to improve the delivery of services. Experience has taught us that establishing goals and sticking with them can be a difficult task, but unless you are willing to persevere through the difficult stages no progress will be made as you will constantly be restarting the engine to attempt to get going in another direction.

Assessment of Affirmative Marketing and Outreach Efforts in the Home Program

All developers and property managers of HOME-assisted housing are required to adopt and implement an affirmative marketing and outreach plan for all properties with HOME assistance. The County conducts ongoing reviews of each housing development's compliance with its plan throughout the year. As part of this review, the County reviews the development's marketing materials to ensure that the appropriate FHEO logos and statements appear. The County also reviews the content and placement of marketing advertisements to ensure that the development is marketed to those minority groups least likely to apply for residence in the development.

Progress in Obtaining Other Resources to Leverage Public Funds

The county signed grants and loans to nonprofit developers, for-profit developers, property owners, and HOC to support efforts to build and renovate affordable housing. For every dollar of local funding spent, the Housing Initiative Fund (HIF) was able to leverage approximately five dollars in resources from private, federal, and state sources. As noted earlier, while federal funds have been declining in recent years so have County, State, and private funds such that the leverage has remained fairly stable over the past few years.

Assessment of Efforts in Carrying Out Planned Actions

The County pursued all resources (including state and private) that it stated it would. All requests for certifications of consistency for HUD programs were provided in a fair and impartial manner. No action, or willful inaction, by the County hindered the implementation of the Consolidated Plan.

Progress In Meeting Affordable Housing Objectives

In addition to the Housing Opportunities Commission (HOC), which has acquired MPDU's and provided rental assistance, many nonprofit groups are busy in the County.

Housing Unlimited, Inc. has acquired group homes using a combination of County funds, HUD funds, private financing and its own resources. This Community Housing Development Organization (CHDO), as of September 2015, operates 62 group homes in the County serving more than 175 residents. This represents an expansion of four homes and 10 additional residents served over the past year.

The Montgomery Housing Partnership (MHP) continues to acquire MPDUs in single family neighborhoods and rents these units to lower income families. Through a partnership with the Montgomery County Department of Housing and Community Affairs (DHCA), MHP

and its affiliates acquire and manage more than 100 homes—mostly 3 bedroom townhouses—in over 30 subdivisions.

MHP is co-developer, with Elm Street Development, of a 114-unit community called Olney Springs on Bowie Mill Road. Sales of new townhomes and single family, detached homes are continuing and this community is MHP's first foray into new construction, for-sale homes. Olney Springs is one of the first mixed-income communities in Montgomery County to feature workforce priced homes in addition to affordable and market rate. The 36-acre site along Bowie Mill Road in Olney was acquired from the county.

County Executive Leggett, through the establishment of the Affordable Housing Task Force in 2008 and through the creation of a new draft Housing Policy in the fall of 2012, has made affordable housing one of his highest priorities, especially housing serving disadvantaged persons and the elderly.

DHCA's Office of Landlord/Tenant Affairs requires licenses for all rental units and provides dispute mediation. It has published a Landlord/Tenant Handbook which spells out the rights and responsibilities of both landlords and tenants. The Office of Landlord-Tenant Affairs works closely with the Housing Code Enforcement to ensure tenants have housing that is in compliance with all applicable County laws. This is a comprehensive effort which is necessary to preserve our affordable housing supply.

Performance Measurement

Under the leadership of the County Executive, Isiah Leggett, elected in November 2006, the County initiated a new program called CountyStat in January 2008. The program was recognized for its contributions to accountability and performance by The American Society for Public Administration with the 2014 Center for Accountability and Performance (CAP) Organizational Leadership Award. In June 2013 it also received a Certificate of Excellence from the International City/County Management Association's (ICMA) Center for Performance Measurement. CountyStat insures:

- Improved performance through greater accountability
- Better transparency into County challenges and successes
- Apply data to policy, operations, and management decisions
- Ensures decisions are implemented through relentless follow-up

CountyStat Quarterly Update Reports

These reports are a series of regular quarterly reports published by the Montgomery County Executive's CountyStat Initiative. These reports focus on the major themes of CountyStat and provide a high-level review of activities and progress made during this period. The following is a link to the reports –

<http://www.montgomerycountymd.gov/mcgtmpl.asp?url=/content/exec/stat/index.asp>

**CONSOLIDATED ACTION PLAN
PERFORMANCE MEASUREMENT OBJECTIVES**

I. Suitable Living Environment

A. Outcome: Availability/Accessibility

Outcome Statements:

- 700 people will receive training and counseling on health related issues such as hypertension, diabetes, obesity, and HIV/AIDS.
- 8 young adults who have aged out of the care of public systems and are homeless or living in unstable conditions will receive housing, counseling, and life skills support.
- 17 immigrant women and their American children who are the survivors of domestic violence will receive housing and counseling support at Betty's House.
- 50 low-income residents at risk for heart related conditions or disease will receive free testing, assessment, dosing adjustments and patient education.
- 200 low-income residents with some form of Autism Spectrum Disorder will receive specialized in-home care.
- 50 elementary students will receive homework assistance, tutoring and reading time at the Germantown Boys and Girls club.
- 100 low-income residents will receive free immigration legal services.
- 25 frail elderly or disabled clients living in subsidized housing will receive weekly home care aid services for 2 hours a week.
- 50 low-income high school students in Wheaton and Silver Spring will receive culturally appropriate enrichment activities, college prep assistance, and opportunities for leadership development.
- 20 low-income residents of Essex House Apartments will receive homework assistance and individualized mentoring and tutoring assistance, including interpretation and translation assistance as needed.
- Two residences for individuals living with severe mental illness will be rehabilitated.

B. Outcome: Affordability

Outcome Statements:

- 70 housing units will be made affordable through production or preservation activities which may include the construction, acquisition, and / or rehabilitation of housing.
- 10 housing units will be made affordable through production or preservation activities by CHDOs which may include the acquisition, construction, or renovation of rental housing.

C. Outcome: Sustainability

Outcome Statements:

- 2,303 people will benefit from the Flower Avenue Green Street Project, which will provide street lighting enhancements, including up to 47 LED luminaires, to improve safety conditions and improve efficiency and sustainability.

II. Decent Housing

A. Outcome: Availability/Accessibility

Outcome Statements:

- 100 people will benefit from activities to affirmatively further fair housing choice. Activities may include sales, rental and lending testing, education/outreach, training and research.
- 1 scattered site public housing units will be rehabilitated

B. Outcome: Affordability

Outcome Statements:

- 225 clients of County's main men's housing shelter who are enrolled in case management services will receive assistance in identifying and obtaining affordable long term housing.

III. Economic Opportunity

A. Outcome: Availability/Accessibility

Outcome Statements:

- 80 at-risk middle school children will receive culturally and linguistically appropriate job training, mentoring and skills development and linkage of micro-entrepreneurs with existing resources and local food mentors.

C. Sustainability

- 2303 people will benefit from the Flower Avenue Green Street Project, which will provide street lighting enhancements, including up to 47 LED luminaires, to improve safety conditions and improve efficiency and sustainability.

Transition Table 1C/2C/3A
Summary of Specific Housing/Community Development Objectives

Obj #	Specific Objectives	Sources of Funds	Performance Indicators	Expected Number
Rental Housing				
DH-1, DH-2	Loans to assist nonprofit providers in rehabilitating group homes occupied by lower-income, special needs persons to eliminate code violations and make other necessary improvements, including accessibility and energy conservation improvements.	CDBG	Housing Units	60
DH-1/DH-2/SL-1/SL-2	Acquisition, construction, or renovation of rental housing for persons with low-incomes.	Home	Housing Units	153
SL-1, DH-1, DH-2	Rehabilitation of at least one scattered site public housing unit	CDBG	Housing Units	1
SL-1	Comprehensive programs of Rapid Re-Housing and Homelessness Prevention will assist homeless households locate, obtain and retain affordable, permanent housing.	ESG	People (two persons per household)	40
Owner Housing				
DH-1, DH-2	Loans for housing rehabilitation to enable low and moderate income owners of single-family homes to eliminate code violations and make other necessary improvements, including accessibility and energy conservation improvements	CDBG	Housing Units	60
DH-1, DH-2, SL-1	Provide for home improvement forgiveness loans to homeowners for lead paint abatement, emergency repairs, and to address code deficiencies	CDBG	Housing Units	8
Community Development				
DH-1, DH-2, SL-1, SL-2, EO-1	Activities to affirmatively further fair housing choice and CHDO Operating support	HOME	People	100
Infrastructure				
SL-1/SL-3	Conduct preliminary planning and design studies for a variety of projects in eligible areas of the County for possible inclusion in a future capital budget	CDBG	People	NA
SL-1, SL-3, EO-1, EO-3	Provide for residential neighborhood assistance to comprehensively address community needs for neighborhood preservation and enhancement.	CDBG	People	150
Public Facilities				
SL-1, DH-1	Funds will be used to operate shelters serving the homeless in Montgomery County	ESG	People	150

Public Services				
SL-1, SL-3, EO-1, EO-3	Provide culturally appropriate youth enrichment activities, health counseling, services to homeless shelter residents, on-site preschool activities for low-income children at five affordable rental properties, support for 8 young adults who have aged out of the care of public systems and are homeless or living in unstable conditions, support for immigrant women and their American children who are the survivors of domestic violence, free testing, assessment, dosing adjustments and patient education to low-income residents at risk for heart related conditions or disease, partial funding for three part time specialists in Autism Spectrum Disorders to assist low-income residents with that condition, homework assistance and tutoring for 50 elementary students, immigration legal services to low income residents, weekly home care aid services for 2 hours a week to 25 frail elderly or disabled clients, community integration support to refugees and recent immigrants.	CDBG/ESG	People	1,772
Economic Development				
SL-1, EO-1	Underemployed and unemployed residents will receive culturally and linguistically appropriate job training (food production) and linkage of micro-entrepreneurs with existing resources and local food mentors	CDBG	People	80
Neighborhood Revitalization/Other				
SL-1, SL-3	Focused neighborhood assistance to comprehensively address community needs for neighborhood preservation and enhancement.	CDBG	People	150
Homeless Objectives				
SL-1	Case management services and security deposits to assist approximately 20 homeless households obtain and retain permanent housing	ESG	People (two persons per household)	40
SL-1	Provide housing, counseling, and life skills support for eight young adults who have aged out of the care of public systems and are homeless or living in unstable conditions	CDBG	People	8
Special Needs Objectives				
SL-1, EO-1	Provide wraparound employment services to students with developmental or other cognitive disabilities after they complete the Bakery Arts Program.	CDBG	People	16
DH-1/DH-2	Provide loans to nonprofit organizations for the purchase and/or rehabilitation of properties for use as group homes.	CDBG	Housing Units	20

***Outcome/Objective Codes**

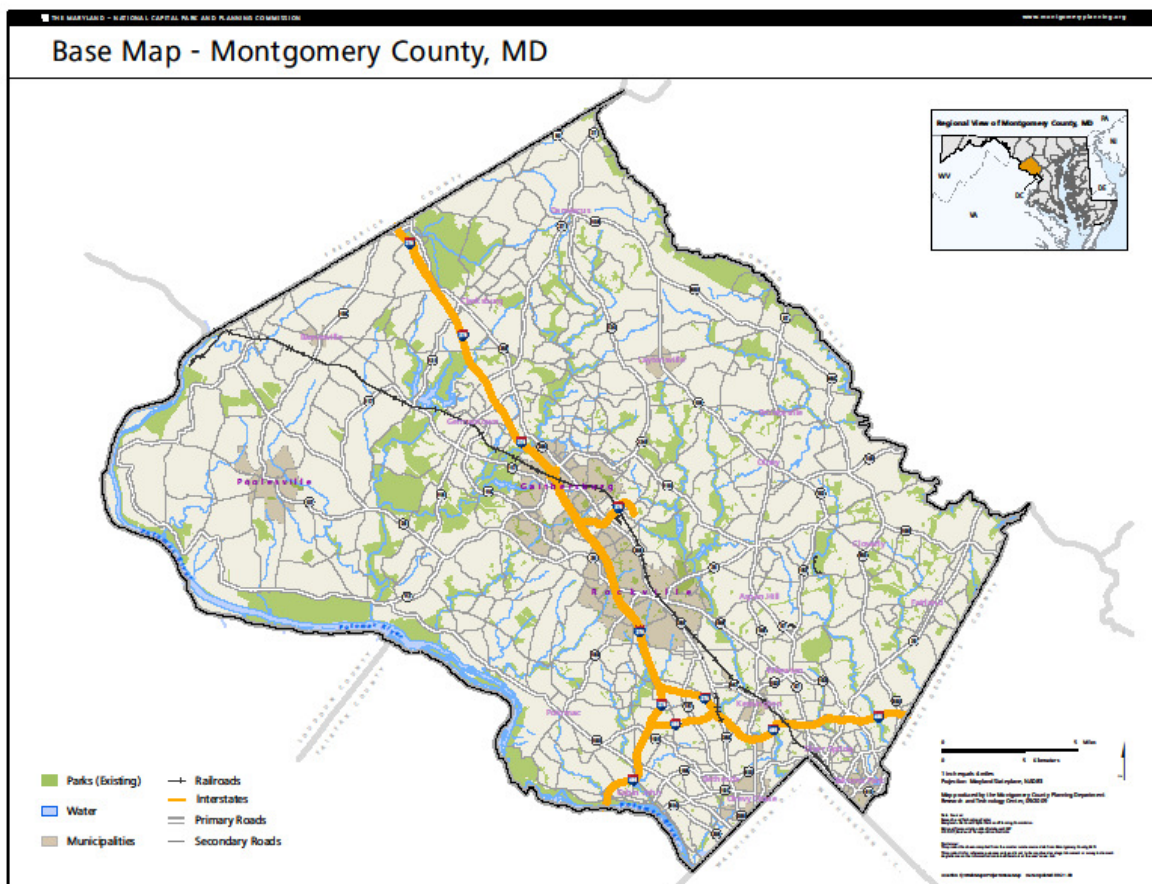
	Availability/Accessibility	Affordability	Sustainability
Decent Housing	DH-1	DH-2	DH-3
Suitable Living Environment	SL-1	SL-2	SL-3
Economic Opportunity	EO-1	EO-2	EO-3

Montgomery County, Maryland

2015 Analysis of Impediments to Fair Housing Choice

Table of Contents

Executive Summary	2
Profile of Montgomery County, MD, Population and Housing	5
Montgomery County Activities to Support Fair and Affordable Housing	13
Barriers to Fair Housing Choice and Strategies for the Future	27
Appendix A: 2010 Population by Race, 2000-2010 population Change	36
Appendix B: Interagency Fair Housing Coordinating Group Members	39
Appendix C: Commission on Human Rights	40



Executive Summary

Montgomery County certifies that it is affirmatively furthering fair housing as part of the federally mandated consolidated planning process that the County is required to undertake as a condition of receiving federal housing and community development funds from the U. S. Department of Housing and Urban Development (HUD). This Analysis of Impediments (AI), along with taking and documenting appropriate actions to overcome the effects of the impediments identified, is part of this planning process.

Impediments to fair housing choice include:

- Any actions, omissions, or decisions taken because of race, color, religion, sex, disability, familial status, or national origin that restrict housing choices or the availability of housing choices; and,
- Any actions, omissions, or decisions that have the *effect* of restricting housing choices or the availability of housing choices on the basis of race, color, religion, sex, disability, familial status or national origin.

Montgomery County local law also makes illegal discrimination that is based on race, color, religion, ancestry, sex, age, national origin, marital status, physical or mental disability, sexual orientation, genetic status, family responsibilities, gender identity, and source of income and presence of children.

In addition to discriminatory actions, there are barriers that, while they may not constitute housing discrimination, limit housing choice. These include housing supply and location, the physical accessibility of housing, housing cost, limited English proficiency, criminal background and poor credit history.

Identification of impediments and barriers

The principle method used to identify and address housing discrimination is through complaint investigation and testing.

Montgomery County's Office of Human Rights conducts housing discrimination testing. In 2013/2014, 140 tests (with re-tests), were conducted focused on race, source of income, presence of children and disability. The test results identified direct evidence of discrimination on the basis of source of income. Housing providers were refusing to accept Housing Choice Vouchers, and the seven cases brought to the Human Rights Commission were all successfully settled. The tests also identified some incongruous responses that, while evidence of disparate treatment, were not conclusive as discriminatory. These

sites were re-tested and passed the second test. In 2015, the Office is conducting 100 matched pair tests focusing on source of income, disability and accessibility compliance.

Impediments to fair housing choice are mitigated through strategies that focus on investigating/adjudicating complaints (working through the Human Rights Commission to re-dress illegal housing discrimination), testing for discrimination of protected classes, with follow-up actions to ensure compliance with the law and education and outreach efforts to increase awareness of fair housing laws, rights and responsibilities.

Barriers identified that limit a household's choice of housing and strategies to mitigate the barriers include:

Barrier: Lack of an adequate supply of affordable housing, especially housing affordable to low-income renters and those with supportive services needs

Barrier: Lack of available, affordable and accessible housing for residents with a disability

Strategies: Rental assistance subsidies for tenants; production & preservation of affordable units using inclusionary zoning (MPDU program) and bonus density incentives, exercising the County's Right of First Refusal to Purchase, payment in lieu of taxes (PILOTs), low-cost financing from the local housing trust fund (HIF), low-income housing tax credits, education related to visitability of housing, accessibility and reasonable accommodation; enhanced collaboration among Continuum of Care partners

Barrier: Individual circumstances, like poor credit history, criminal backgrounds, past rental or eviction history that make getting a lease difficult and/or that limit housing subsidies/choice

Barrier: Limited English proficiency that can limit understanding of rental applications, leases, landlord/tenant rights and responsibilities and fair housing rights

Strategies: Housing locator services and alternative leasing/screening arrangements and work with landlords to lessen leasing restrictions; financial literacy training, including credit repair counseling; ESL classes and access to culturally sensitive, linguistically appropriate materials

Barrier: Lack of general awareness concerning fair housing issues among residents and housing providers

Strategies: On-going training, education and outreach

Barrier: Financial challenges faced by Common Ownership Communities that limit access to needed capital to maintain the community and access to affordable financing for potential purchasers

Strategies: Meet with HUD and FHA representatives to develop solutions so that properties can receive FHA-certification; provide board training and assist properties in re-capitalizing their reserves; work with private lenders to provide access to needed capital; support for the work of the Commission on Common Ownership Communities; study the issue to identify best practices and possibilities for regional collaboration

Some Montgomery County residents face challenges in taking full advantage of all the County has to offer, limited in their choice of housing by discriminatory actions or other barriers. While the County has emerged from the worst of the economic crisis, fiscal challenges remain that limit the financial resources needed to address the impediments and barriers identified herein. Even so, the County is committed to the priority of providing affordable housing in an inclusive community for its growing and diverse population.

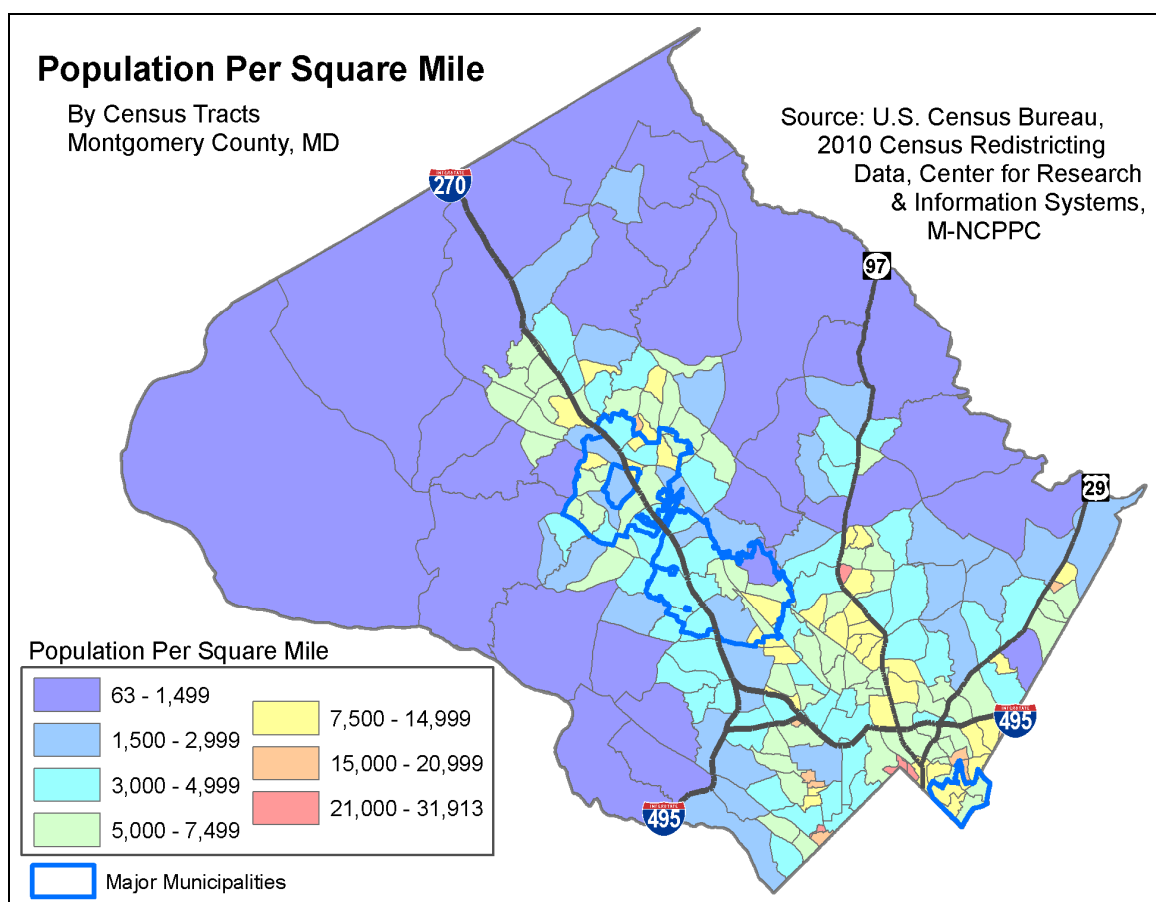
The County's Department of Housing and Community Affairs (DHCA) has compiled this report with the collaboration of the County Office of Human Rights, and the members of the Interagency Fair Housing Coordinating Group (IFHCG), which is comprised of representatives from multiple public agencies, non-profit organizations and the private sector. The most up-to-date demographic information has been obtained from the U.S. Census Bureau, the Metropolitan Washington Council of Governments and the Maryland National Capital Park and Planning Commission (M-NCPPC), as well as from within DHCA.

Montgomery County has also worked closely with the City of Gaithersburg in acknowledgment of the fact that while both the City and the County are each required to analyze impediments to affirmatively furthering fair housing as a condition of receipt of federal housing entitlement funding, both are committed to collaborating. Additionally, the County continues its close collaboration with the Metropolitan Washington Council of Governments in recognition of the benefits of a regional approach to affirmatively furthering fair housing.

Profile of Montgomery County, MD, Population and Housing

Population

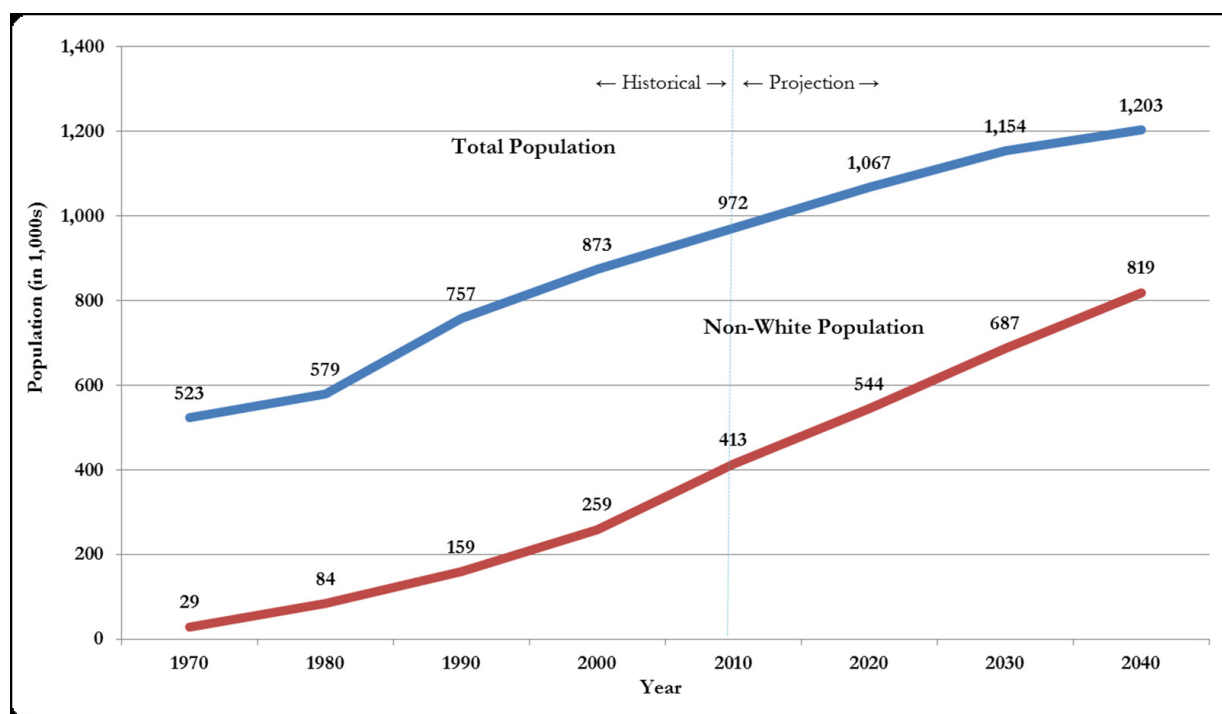
During the 1970s and 1980s, Montgomery County grew from a Washington suburb into the region's second largest employment center after the District of Columbia. More than 60 percent of the County's residents work in the County: about 20 percent are government workers and 57 percent work in management, professional and related occupations. Montgomery County's biotech community ranks as the third largest in the nation. One in five workers (23 percent) commuted to Washington, DC. Between 2013 and 2020, the whole Washington, DC, metro region is expected to add more than 700,000 new residents.



The United States Census Bureau estimates that 1,016,677 people resided in Montgomery County in 2013, a 4.6 percent increase from 2010 (971,777) and 17 percent of Maryland's total population. Montgomery County continues to have a growing and diversifying population, second in population density only to Baltimore County in Maryland and comprising almost one-fifth of the Washington, DC, metropolitan area. In 2000, the County was home to 873,341 residents, 143,336 fewer people than today. Over the next 30 years,

a further 21 percent increase, or 204,073 additional people, is forecast for Montgomery County.

Growth in the minority population continues to fuel overall population growth. In the last decade, the County's minority population grew by 114,589 people (33 percent). In-migration and birth rates among the Hispanic population are higher than any other ethnic category. This trend mirrors the nation's Hispanic population growth. African Americans are the County's largest minority group with 18.6 percent of the total 2013 population, followed by 18.3 percent Hispanic Americans and 14.9 percent Asian Americans. The County is currently 53 percent minority, continuing to be a "majority minority" county. Non-Hispanic whites comprise the remaining 47 percent of Montgomery County's 2013 population. Those who identify as belonging to two or more races has risen to 3.1 percent, up from 2 percent in 2009. The Washington metropolitan region as a whole is also nearly 50 percent minority (non-white).



Historical and Projected Total Population, Montgomery County, 1970-2040

Between 2009 and 2013, 32.2 percent of County residents were foreign-born, compared to 26.7 percent in 2000. Most of the foreign-born residents have come from Asia and Latin American, 36.5 percent and 36.2 percent, respectively. In addition, the number of County residents aged five and up who speak a language other than English at home reached 39.1 percent in 2013, up from 32 percent in 2000. According to the Census Bureau, in 2013, 8.6 percent of the population reported speaking English "less than very well." The number of people with Limited English Proficiency (LEP) has continued to

grow, more than doubling between 1990 and 2009. Montgomery County has the highest concentration of LEP population in Maryland and in 2006 its rate was approximately 65 percent higher than that of the US as a whole.

Within the Montgomery County Public Schools (MCPS) system in the 2014-2015 school year, students speak 138 different languages and represent 157 countries. Nearly 14 percent participate in English for Speakers of Other Languages (ESOL). Special education services are extended to 11.7 percent of students. With an enrollment of 153,852 students, MCPS is the largest school system in Maryland (17th largest in the US). It provides Free and Reduced-price Meals (FARMS) to 35.2 percent of its students. In spite of having almost one-third of its students certified as lower income, MCPS ranks among the top-rated in the nation for graduation rates (88.3 percent) and academic achievement scores.

Montgomery County ranks first among large counties nationwide in overall educational attainment, with 57.1 percent of residents having earned a Bachelor's degree or higher. Median household income in the County is also comparatively high at \$98,326 in 2013.

The Washington area's widespread affluence, due to the large number of people with six-figure incomes, disguises the dichotomy of Montgomery County households that make over \$100,000 per year and the quarter of the population who make less than half that amount and are struggling to make ends meet in an expensive environment. Minorities and people with disabilities tend to be disproportionately represented in the lower income grouping.

In 2012, 6.9 percent of the residents in Montgomery County lived below the federal poverty level, an increase from 5 percent in 2006. The caseload for the Federal Temporary Cash Assistance (TCA) program increased during the recession from 634 in June 2007 to 955 in June 2014. The poverty rate for children in the County is 9.4 percent. In June 2007, Montgomery County's Food Stamps Caseload was 11,310. By June 2014, it had risen dramatically to 32,951.

According to the 2012 Self-Sufficiency Standard, it costs about \$83,000 for a four-person family with two working parents, a preschooler and a school-age child, to afford the basic necessities in Montgomery County – much higher than the national Federal Poverty Level of \$24,000 for four people. The Federal Poverty Level is the same for all 48 contiguous states. However, the Self Sufficiency Standard is based on the cost of living in a specific area.

The rise of Montgomery County's unemployment rate during the economic recession mirrored that of the Washington metro area, Maryland and the nation, albeit at a lesser percentage. Between October 2007 and October 2009

the County's unemployment rose from 2.7 percent to 5.7 percent. By October 2010, however, that rate had fallen to 5.2 percent or 26,815 persons. In 2014 Montgomery County's unemployment continued to drop to 4.5 percent, compared to a regional 4.9 percent and a national 6.1 percentage rate.

The County's primary food charity, Manna Food Center, provides food to an average of 3,760 families each month and distributed 3,616,250 pounds of food in 2012. Other charity and religious groups also provide assistance with basic necessities such as food, clothing and medicines.

Beyond providing safety net social services, efforts to alleviate poverty in Montgomery County include enforcing Section 3 requirements, providing access to financial literacy and offering tax preparation assistance. Section 3 of the Housing and Urban Development (HUD) Act of 1968 promotes employment of low-income residents, especially those in public housing, by requiring that HUD grantees (and their contractors and subcontractors) provide jobs and other economic opportunities to local residents and businesses.

Under the County's Local Small Business Reserve Program, adopted in 2009, Montgomery County's departments and agencies have committed to allocating 20 percent of their purchases of goods and services for small businesses within the community. In addition, since 2003, the County's Living Wage Law establishes that certain County service contractors, and their subcontractors, must pay a certain level of wages to employees who perform direct and measurable work on qualified County service contracts. Effective July 1, 2015 the Wage Requirements rate will be \$14.35. In 2010, the Montgomery County Council also unanimously approved a bill that creates a local-government hiring preference for people with developmental, psychiatric or severe physical disabilities. Currently under consideration is County Bill 10-15, which would establish a hiring preference for the initial appointment of a qualified veteran or a veteran with a disability for a uniformed public safety position.

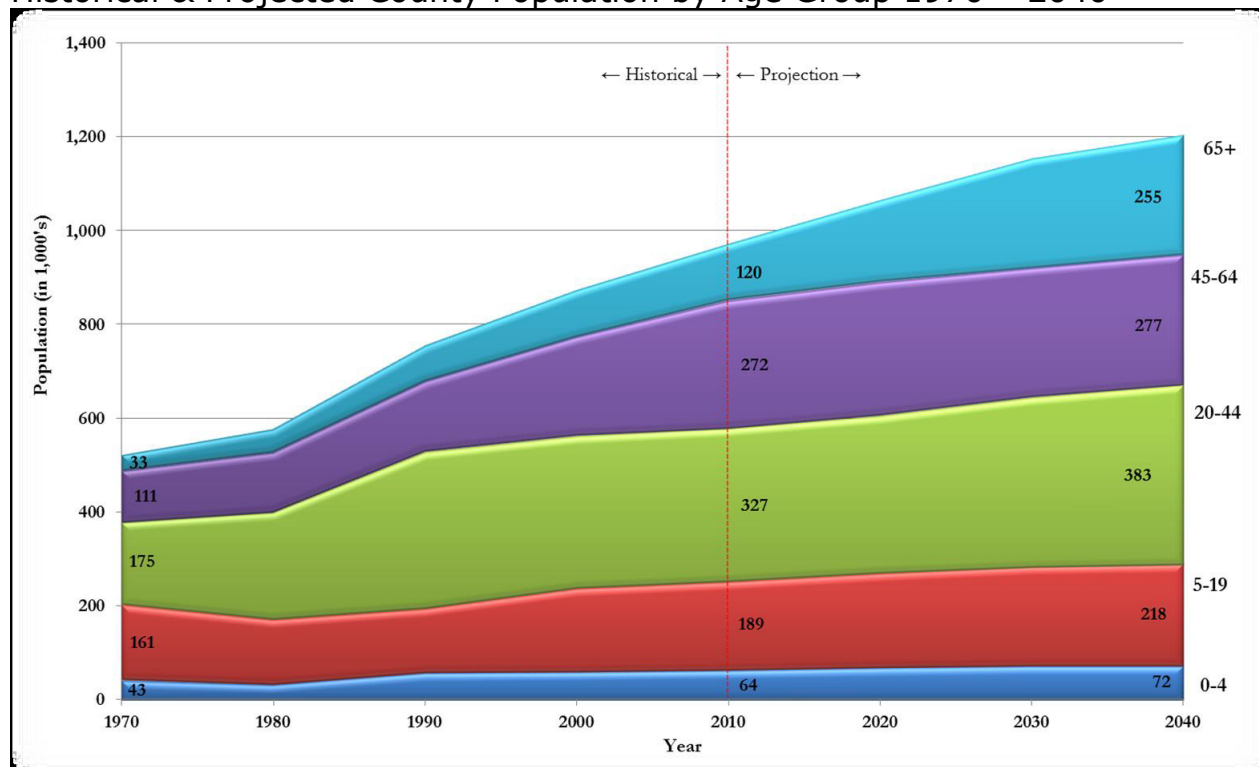
With support from the County's Department of Health and Human Services, the Community Action Agency coordinates a Volunteer Income Tax Assistance (VITA) program that provides financial literacy help and free tax assistance, using IRS trained and certified volunteers to help low- to moderate-income (\$49,000 or less) individuals and families in filing taxes. These clients include persons with disabilities, the elderly and those with limited English language skills. For tax year 2012, 53,183 County households (121,886 residents) received the federal Earned Income Tax Credit (EITC). Their median adjusted gross income was \$12,595.

Montgomery County's population is steadily aging. Census estimates from 2005 showed that 11.6 percent of County residents were 65 or older; in 2009 that number had risen to 12.3 percent and by 2013, 13.3 percent. By 2040,

residents over 65 are projected to make up a fifth (20.2 percent) of Montgomery County's overall population. According to the 2013 American Community Survey, approximately one in eight of the population, or 81,309 people, had some form of disability. Of the population 65 years and over, 28.6% had a disability.

People with disabilities include mobility impaired individuals, persons with psychiatric and developmental disabilities, and those with visual or hearing impairments.

Historical & Projected County Population by Age Group 1970 – 2040



Housing

The median value of owner-occupied units was \$446,300. Housing units in multi-unit structures accounted for 33.2 percent of housing stock. At the same time, according to the 2013 American Community Survey, the median household income in the County reached \$98,326 in 2013 (up from \$94,980 in 2010), and 6.7 percent of residents lived below the poverty line.

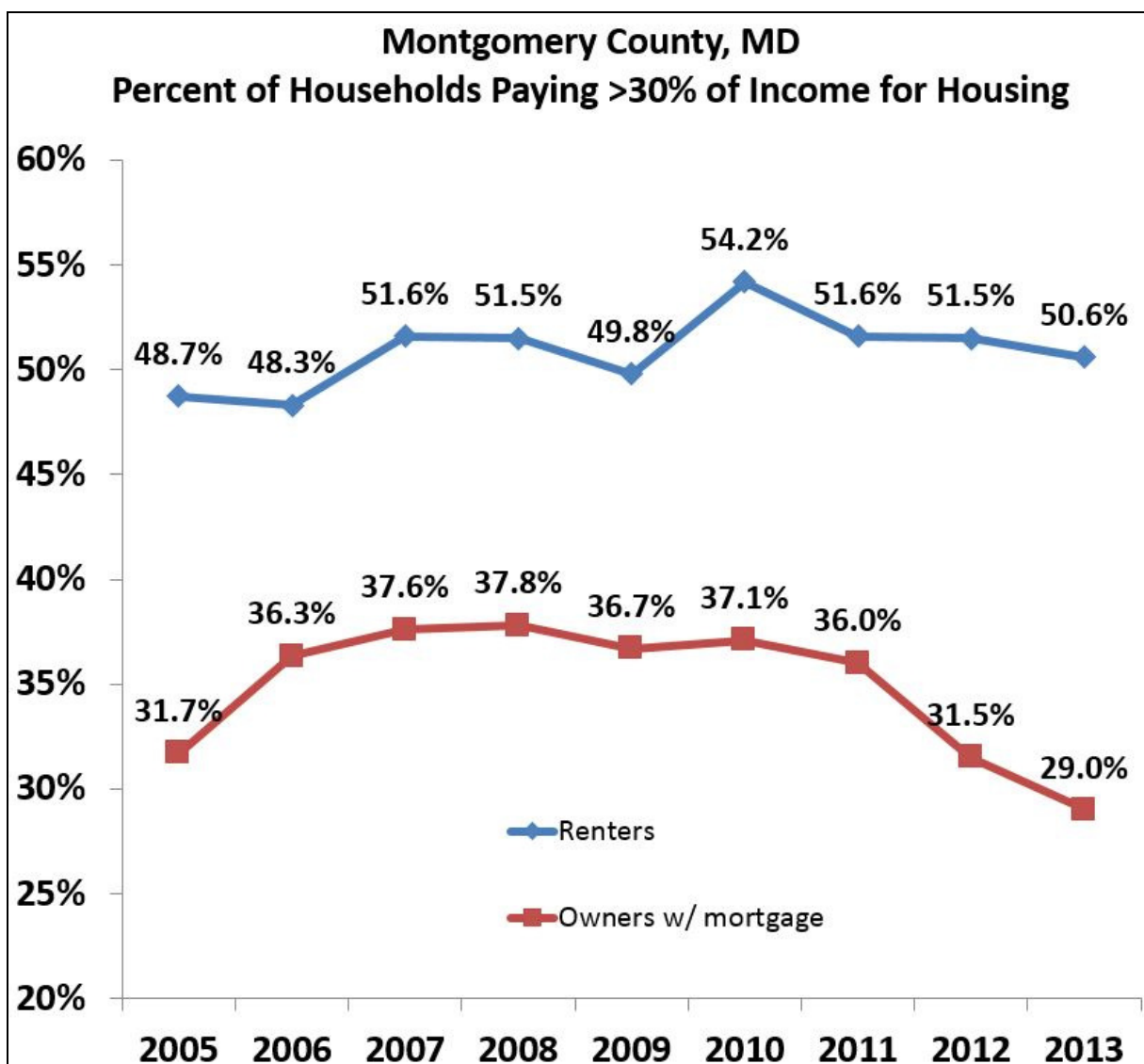
The County's rental housing stock is falling short of demand, especially with regard to low-cost dwellings. Many such dwellings are in need of rehabilitation or replacement. The Washington metropolitan region is expected to add over 850,000 jobs over the next 20 years, with the trend towards lower-paying service sector jobs away from higher wage government and professional ones, leading to an even stronger demand for affordable rental housing.

Approximately, 44 percent of demand for new housing in the region over the

next 20 years will be for rental, while only 36 percent of the existing housing stock is currently rental, according to a recent study by the George Mason University Center for Regional Analysis.

To address this situation, the Maryland-National Capital Park and Planning Commission and the Montgomery County Department of Housing and Community Affairs (DHCA) are conducting a study of rental housing in the County. An outside consultant, working closely with an interdepartmental team during 2015 and 2016, will identify housing needs and offer holistic and sustainable approaches to meeting them.

The percentage of homeowners who spent more than 35 percent of their income on housing costs, or were "cost-burdened," decreased from 27 percent in 2011 to 23.4 percent in 2012, compared to 33 percent in 2008. This drop is most likely due to falling housing values in the wake of the housing crisis, which began in 2008.



However, at 40.5 percent, Montgomery County is one of four local jurisdictions where the percentage of rent-burdened households topped 40 percent.

This means that two out of every five renters paid at least 35 percent of their household income on rent, which is unchanged from 2008 to 2012. Of rental households headed by someone 65 or older, 62 percent were cost-burdened, as were the majority (57 percent) of young renters (aged 15-24).

Over the past few years, the housing market has become more competitive for renters, who are disproportionately minorities and people with special needs. The County had a 5.8 percent vacancy rate in 2006, 4.9 percent in April 2009 and 3.7 percent in April 2010.

According to DHCA's 2012 Rental Apartment Vacancy Report, the 2012 rental vacancy rate in Montgomery County showed a tight housing market countywide with an overall vacancy rate of 3.5 percent. The rate declined 0.2 percentage points from the 2011 rate of 3.7 percent. The vacancy rate for market rate units only was 3.7 percent, down 0.1 percentage point from the 2011 rate of 3.8 percent. The vacancy rate for properties with income restricted units only was 2.8 percent, up 1.0 percentage point from the 2011 rate of 1.8 percent.

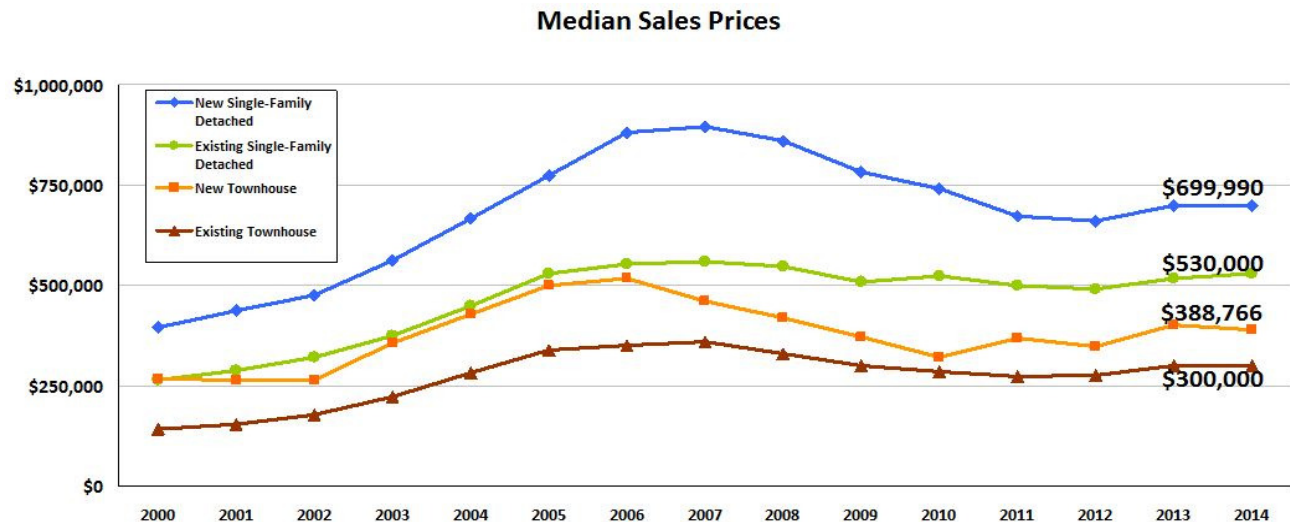
Additionally, according to the March 2010 Montgomery County Tenants Work Group Report, some renters have concern over the possibility of high rent increases and insecurity over the permanence of their rental agreements.

Montgomery County showed higher than median gross rent in 2012 at \$1,563 than in 2009 (\$1,429). The median rent for the entire Washington metro region in 2012 was \$1,424, well above the national average of \$884.

In May 2014, 294 County households received emergency help to prevent eviction or homelessness, and 1,693 low income households participated in a Rental Assistance Program (RAP) to receive a rent subsidy. Rental programs assist individuals whose households meet program eligibility criteria, such as age, income, disability, special need or other requirements. The Handicapped Rental Assistance program helps low income disabled individuals with support towards rental expenses in licensed care facilities.

Montgomery County's median sales price for single and multifamily, new and used homes, was \$375,000 in March 2014, the same level as in 2013. The County's median sales price peaked in 2006 at \$439,000. Montgomery County's median sales prices have typically remained higher than most of the region and the nation since 1999. In the Metro DC region, the March 2014 median sales price was \$389,900, compared to \$344,175 in 2010 and

\$401,155 at the top of the curve in 2006. Nationally, in March 2014 the median sales price reached \$186,941, only slightly higher than the 2010 price of \$183,700, but still lower than the 2004 price of \$195,200, and the peak in 2006 at \$221,900. There has also been a drop in the average number of days a house stays on the market in the County, from 58 days in March 2013 to 54 days in March of 2014, a situation that favors the seller.



Montgomery County's population aged 65 and older is growing steadily, according to the 2000 Census and the Metropolitan Washington Council of Governments *Round 7.0 Forecasts*. Between 2010 and 2020 the number of residents 65 and older is forecast to increase by 34 percent—to 152,648, an increase of more than 54,000 persons. By 2030 the population aged 75 years and older is likely to increase by nearly 38 percent.

The first "baby boomers" turned 65 in 2011, and their overall impact will not be felt immediately. According to the *55+ Housing Preference Survey* (M-NCPPC, 2005), 58 percent of County seniors plan to live in their own home as long as possible. Approximately 42 percent (about 71,000 persons) aged 55 and older plan to move from their current residence at some time after retirement. About half of those, regardless of age, plan to move from their current residence within five years. Five percent of the County's housing units are age-restricted, with Leisure World accounting for the majority of market-rate senior units. The median household income at Leisure World in 2011 was \$52,102.

The diversity of the growing senior market makes it necessary to develop more than one solution to senior housing. There is a need for moderate but steady growth in the number of senior housing units in the County. Growth has been primarily in the realm of independent living and continuing care retirement communities. However, the fact that more seniors plan to stay in their own homes as long as possible means that seniors are likely to need some degree

of accommodations for accessibility and perhaps also assisted living when they do leave their own homes. It is important to ensure that Montgomery County maintains a continuum of housing choices to meet the changing and varied needs of its senior population.

Montgomery County Activities to Support Fair and Affordable Housing

Interagency Fair Housing Coordinating Group (IFHCG)

The IFHCG was established in 1987 by Chapter 27, Section 27-26B of the Montgomery County Code in order to facilitate and promote the County's efforts to prevent discrimination in housing. The Group continues to hold monthly meetings to further the County's commitment to the principles and practices of fair housing and equal opportunity for protected classes in Montgomery County. Its membership (as mandated by code) is comprised of representatives from local public agencies and commissions as well as from the private sector. These meetings are also open to the public for those with an interest in fair housing issues.

Convened and supported by the Fair Housing Program at the County's Office of Human Rights (OHR), the Group provides an opportunity for exchange of information and concerns, and it acts as a sounding board for new ideas to ensure fair housing. Each April during Fair Housing Month, the group organizes events to increase awareness of Fair Housing issues. It also works to identify impediments to fair housing and to promote appropriate solutions to them.

In an effort to address the educational needs of County residents, the IFHCG, in collaboration with the Montgomery County DHCA and OHR, has sponsored workshops on the subject of mortgage assistance. These workshops provided attendees with invaluable information on housing counseling programs funded by the County government that were designed to prevent home foreclosures. The IFHCG continues to address the needs of equal access to housing for disabled County residents. Members of the IFHCG routinely consult with staff members of the OHR and the County's Department of Health and Human Services (DHHS) in response to questions and/or concerns regarding accessibility. The IFHCG also meets with members of the County's Department of Permitting Services (DPS) to address technical interpretations of current building codes and Section 504 compliance issues relative to existing housing units.

Montgomery County Office of Human Rights (MCOHR)

The Montgomery County Office of Human Rights (MCOHR) enforces the anti-discrimination laws in Montgomery County in four areas: housing, employment, public accommodations and intimidations. It handles intakes, mediations and investigations. It also reaches determinations regarding violations and interacts with the Human Rights Commission to handle appeals. MCOHR provided data on housing complaints filed in the county from January 2009 through December 2014. During this period, 144 total claims were filed alleging violations of the housing anti-discrimination laws.

These complaints, broken out by basis, are shown in the chart below.

Cases filed Jan 2009 through Dec 2014 showing basis:

Basis	Number of Claims Filed	Percentage of claims
Age	2	1.4
Ancestry	6	4.2
Children/Family	12	8.3
Color	4	2.8
Disability – Physical	20	13.9
Disability – Mental	5	3.5
Marital Status	5	3.5
National Origin	9	6.2
Race	20	13.9
Religion	3	2.1
Retaliation	7	4.8
Sex/Gender	3	2.1
Source of Income	48	33.3
Total Claims Filed	144	100

According to the data, the highest number of claims (33%) alleged that discrimination was based on their source of income - typically because the claimant was the recipient of a subsidized housing voucher. Many claims reflect the changing demographics in Montgomery County. Race and physical disability each represented about 14% of housing discrimination claims. Physical disability claimants often experienced decreasing mobility due to age and are thus requesting accommodations or modifications from housing providers. The County also is experiencing increased numbers of foreign-born residents. This is reflected in the combined bases of National Origin, Color and Ancestry, which showed a combined total of 13% of claims. Family circumstances – combined claims for marital status, family status or presence of children – made up about 12% of claims. All other bases combined to about 28% of total claims.

Of the total 144 claims received, only 11 are currently being handled in the active case load. All other have been resolved.

Montgomery County has made progress in improving awareness and monitoring fair housing issues through the MCOHR. The MCOHR, established 50 years ago, works in conjunction with a volunteer-based Human Rights Commission which is a diverse body of 15 community members appointed by the County Executive. In addition, Montgomery County's Interagency Fair Housing Coordinating Group (IAFHG) is organized under the MCOHR. The group consists of representatives from various County and local City government agencies and real estate professionals. Monthly meetings are held in which fair housing information is exchanged and issues are discussed.

Within the MCOHR, the Fair Housing Division conducts outreach, education and testing. Their primary focus is to provide information that helps people identify situations of possible discrimination and to develop strategies to avoid or remedy these situations.

The MCOHR has developed a comprehensive program of testing for discrimination in the rental or sale of housing, home mortgage financing and compliance with architectural guidelines. Enforcement actions are taken as warranted by the Office of Human Rights' Compliance Section.

The Compliance Division reviews complaints of possible discrimination, including those related to real estate discrimination based on the federally protected categories of race, color, religion, sex, national origin, disability or familial status as well as based on the Montgomery County additionally protected categories of marital status, source of income, sexual orientation, age, presence of children or ancestry. This includes cases involving both rental and for-sale housing. The Compliance Division works with approximately 35 volunteer mediators who are an integral part of the complaint resolution program. If the initial attempt at mediation does not address the complaint, the case proceeds to a formal investigation.

Fair housing testing is a controlled method for measuring and documenting variations in the quality, quantity and content of information and services offered or given to various home seekers by housing providers. When testing takes place, the MCOHR uses a paired testing approach in which two testers representing different socioeconomic groups seek housing from the same provider. A fair housing test involves sending a matched pair of testers to the same apartment complex on the same day, usually two to three hours apart. The testers are matched by the date housing is needed, type of unit requested, income, gender, marital status and employment history. Upon completing their visit to the apartment complex, each tester provides a detailed and objective account of the testing experience. Comparing the accounts of these test visits

often makes it possible to identify and document disparities in the treatment, information, and service that are provided to each of the testers.

The MCOHR then compares the responses given to each tester to determine whether discriminatory practices based on race, income, ethnicity or other protected basis is identified.

In 2013, 142 tests were completed. Eleven (11%) percent of the testers experienced some form of discriminatory behavior. In some instances, testers found problems that warranted further investigation and re-testing was undertaken and/or further referrals were made to the MCOHR for review.

2013 testing Results

Protected Class	Tests Conducted	Tests with Direct Evidence	Tests with Evidence of Disparate Effects
Race	31	0	3
Presence of Children	20	0	3
Source of Income	40	0	6
Disability	20	0	0
Erroneous Reports	20	0	0
Retesting Sites	9	0	0
Sites Without Fair Housing Signs	52	0	0
Total	192	0	12

In 2014, 105 matched pair tests were conducted. The results indicated six sites where "source of income" discrimination was identified, and 52 sites were found to be out of compliance regarding signage requirements.

Testing for FY15 is scheduled to commence during spring 2015. It was determined that testers required additional training with regard to Housing Choice Vouchers. In the past, apartment managers were able to discover that some testers were not true housing seekers. Additional training has recently been completed and testers will be more prepared for questions about the Housing Choice Voucher program and process. One hundred (100) matched pair testings will be conducted before the end of the fiscal year. The focus will be on Source of Income Compliance, as recent testing results demonstrate this is a problem area.

The MCOHR provides activities, information and presentations to community members and organizations regarding fair housing issues throughout the year. Special activities are planned during the month of April as a part of Fair Housing Month.

This year the "One Stop Fair Housing Workshop" will be held on April 21, 2015. The focus will be on disability, reasonable accommodation, use of service

animals and common ownership communities. Continuing education credits are provided for realtors. Other real estate professionals, rental housing managers and landlords are invited to attend.

The MCOHR has undertaken an on-going fair housing ad campaign that includes a series of awareness ads shown on movie screens in advance of feature films in two, large multi-plex movie theaters in the County. The theater lobbies also contain MCOHR displays and handout information. A potential 2,220,000 movie goers will see the ads per year.

The MCOHR has also developed an ongoing Fair Housing Youth Poster Contest which is part of the Human Rights Youth Diversity Camp for 5th Graders. The winning student's poster will be made into a display that will be advertised as a part of the MCOHR's Fair Housing Month Activities. The County Executive will present a replica of the winning poster to the student at their school and the poster will be displayed for 45 days on the exterior of Ride-On Buses throughout Montgomery County.

Montgomery County is committed to ensuring that information and services are culturally aware and are provided in alternative formats to meet the needs of persons with disabilities and in different languages for those with limited English proficiency. This effort is in compliance with federal and County requirements to provide meaningful access to persons with Limited English Proficiency but goes beyond these requirements to embrace the County's growing diversity.

Maryland Commission on Human Relations

In addition to County compliance and outreach efforts, the Maryland Commission on Human Relations works to ensure equal opportunity through the enforcement of State laws against discrimination in employment, housing, and public accommodations. It provides educational and outreach services related to the relevant federal and State laws and pursues legal action where appropriate.

Affordable Housing Production and Financing

DHCA works to preserve existing affordable housing through aggressive code enforcement and effective utilization of funding sources. The department promotes mixed-use development on County-owned parcels while also focusing on the preservation of affordable multi-family rental buildings. Affordable housing is spread throughout the County and mixed with market rate housing with the goal of preventing heavy concentrations of low income housing in any one area.

The County's Montgomery Housing Initiative Fund (MHI) receives an annual appropriation generally between \$25 and \$30 million. This is funded with a percent of real property tax receipts, recordation tax premiums, loan repayments and miscellaneous local revenue sources. MHI funds can be used for rental assistance, special needs and non-profit housing loans, the Housing First program for the homeless, homeownership and foreclosure programs and other affordable housing-related activities.

The County's Housing Acquisition and Preservation Fund is a capital fund that provides affordable housing loans to for- and non-profit developers and is funded in excess of \$145 million with a mix of bonds, local sources, and loan repayment proceeds. This program has funded the creation or preservation of 3,296 total units (2,168 affordable) at an average cost of \$53,850 per affordable unit. County funding is leveraged by other non-local sources at approximately 4:1.

In addition, the County receives funding from State and federal programs, such as HOME, CDBG, and ESG as well as funding for rental subsidies, energy-assistance and permanent supportive housing.

For FY16, the County Executive's proposed budget allows for \$43.9 million for the creation and preservation of affordable housing (a total of \$657.9 million from all County sources since 2007, leveraged with \$924.5 million in non-County resources). The locally-funded housing trust fund is used to increase and preserve the County's supply of affordable housing, including housing for residents with special needs. The County primarily uses its MHI funds to provide gap financing to non-profit and for-profit developers of affordable housing. These funds are used to leverage other sources of affordable housing funds, including Federal HOME funds, state and local bond financing, and equity funding generated through the use of the Federal Low Income Housing Tax Credit program.

Housing Opportunities Commission (HOC)

The Housing Opportunities Commission of Montgomery County (HOC) operates as a public housing agency, a housing finance agency and a housing developer.

HOC is currently embarking on an exciting new program for those residents currently living in multifamily public housing. The agency is participating in the U.S. Department of Housing and Urban Development's (HUD) Rental Assistance Demonstration (RAD) Program in order to access private funding for rehabilitating the units. To date, nine HOC properties have been approved by HUD for the RAD program.

In addition, Montgomery County, in partnership with HOC, provided federal stimulus funds to enable HOC to acquire and rehabilitate vacant, foreclosed properties, preserving these properties as long-term affordable rental housing. As of early 2011, 23 homes had been acquired. Additionally, the County is using local funds and coordinating with non-profit housing providers, like Habitat for Humanity and AHC Inc., to enable these organizations to acquire and rehabilitate vacant, foreclosed properties for sale to lower-income homebuyers.

HOC residents of Public and Opportunity Housing have the right to request an informal grievance hearing where complaints regarding alleged arbitrary, unfair, or illegal practices can be aired and resolved. Participants of the Housing Choice Voucher program may request an informal grievance hearing only in matters pertaining to the termination of their assistance or reasonable accommodation.

As the public housing agency, HOC administers a variety of housing programs in order to provide subsidized housing to low and moderate income individuals and families. The two largest programs are public housing and Housing Choice Voucher (formerly called "Section 8"). In FY15, HOC manages 1,603 public housing units and administers 6,384 federal Housing Choice Vouchers, which allow eligible individuals to rent in the private market by using the voucher subsidy. Still, HOC's public housing waiting list holds 34,107 people, and 15,550 people are waiting for vouchers. HOC also provides subsidized housing for the elderly and for people with disabilities and special needs. In addition, HOC offers homeownership programs that include mortgage financing and closing cost assistance.

Rental Assistance Programs

Through legislation, 50% of special recordation tax revenue for commercial or residential units sold at or above \$500,000 is used to provide rental assistance programs for income-eligible residents. Funding has increased from \$2 million in FY12 to \$8 million in FY14. Over 1,800 residents received assistance in FY14 through a variety of programs at DHCA, HOC and the County's Department of Health and Human Services (DHHS). Some of these programs are aimed at very low income (below 30% area median income), rapid rehousing and medically vulnerable populations.

Aging and Disability

Persons with disabilities experience a greater degree of unemployment or underemployment than is experienced by those without disabilities and are almost three times more likely to live below the federal poverty level. In recognition of this fact, on February 2, 2010, the Montgomery County Council

unanimously approved Bill 46-09, which creates a local-government hiring preference for people with developmental, psychiatric or severe physical disabilities.

In 2014, Montgomery County established a property tax credit for the installation of an accessibility feature on an existing residence or for reaching a Level I or Level II accessibility standard on a new single family residence. The County also provides an impact tax credit for meeting a Level I accessibility standard on a new home.

Providing affordable housing that is appropriate for those with a disability or special needs remains especially difficult, given necessary physical adaptations and zoning, as well as community concerns. The County's Division of Aging and Disability Services at DHHS continues to work toward accessible standards for visit-ability and live-ability in the community.

The Commission on Aging (COA) serves as an advocate for the health, safety and well-being of the County's older residents. The Commission supports both safety net services for the frail elderly and programs to meet the interests and needs of older adults who want to age in their communities. The COA identifies significant issues where its voice on the needs of seniors can make a difference.

On December 1, 2010 the State of Maryland Department on Aging launched the Maryland Access Point (MAP) website for seniors, persons with disabilities and caregivers. MAP is part of the national Aging and Disability Resource Center (ADRC) initiative from the U.S. Administration on Aging and the Centers for Medicare and Medicaid. MAP state partners include the Maryland Departments of Aging, Disabilities, Health and Mental Hygiene, and Human Resources, as well as the Regional Centers for Independent Living. The purpose is to provide streamlined access to information and services for long-term supports and assistance.

Montgomery County Executive Isiah Leggett has established mixed-income affordable senior housing as a priority. Under this initiative, DHCA has assisted in the financing of six projects totaling 579 units that will be affordable to senior households earning between 30 and 60 percent of area median income, representing a County investment of \$29,696,370. New projects including 536 additional units are underway.

In FY14 and FY15, the County's operating budgets enhanced services such as those for senior transportation options, fire safety, adult protective services, caregiving, adult foster and day care, and they provided for a senior ombudsman. The income eligibility guidelines for the County's Call 'N' Ride

program were raised and funding was increased for the Seniors Ride Free program.

Montgomery County's Department of Permitting Services (DPS) has introduced a voluntary certification program, Design for Life Montgomery, which is the first certification effort in Maryland to encourage visit-ability and live-ability for single-family attached and detached homes. It targets both new construction and home renovations. This program follows the National Association of Homebuilder's guidelines and targets both new units and renovation of existing homes. Supported by the Maryland National Capital Building Industry and many local agencies, the visit-ability certification addresses the needs of people with mobility disabilities by having a no-step entrance, door widths of at least 32-inch clearance and an accessible bathroom.

Live-ability goes further in requiring the previous three amenities plus a bedroom, full bath, kitchen and circulation path that are all accessible. Homes enhanced with these features will meet the needs of residents and visitors for a lifetime, especially persons with a temporary or permanent disability. Such design also helps Montgomery County's senior population to 'age-in-place.' As of March 2011, 45 building permits had been issued under this program.

In addition, the Montgomery County Commission on People with Disabilities indicates that there is a strong correlation between people with disabilities and unemployment or underemployment, resulting in a further need for affordable housing. In Montgomery County, of the 40,000 individuals with disabilities, 43.3 percent are unemployed, according to the 2006 American Community Survey from the U.S. Census Bureau. The Commission advocates further for fair housing for those with a disability by encouraging visit-ability requirements in new housing and supporting financial assistance, where qualified, for renovations to existing single-family and multi-family homes.

Montgomery County maintains a Hiring Registration for Employment Database (HIRED) program to recruit qualified people with disabilities, including veterans with disabilities, who are motivated and productive. This program serves those having a permanent, severe physical, psychiatric or mental impairment that substantially limits one or more major life activity and are certified by the Maryland Department of Education Division of Rehabilitation Services (or an equivalent out of state agency).

Montgomery County's proposed FY16 operating budget continues efforts to make the County a "community for a lifetime." It recommends adding \$7 million to support senior housing developments, adding approximately 175 new senior units. Further, the proposed budget includes support for the State's Attorney's newly created Crimes Against Seniors and Vulnerable Adults Unit.

Planning and Zoning

DHCA comments on all master and sector plans, advocating that affordable housing be addressed in the plans and that the Maryland - National Capital Park and Planning Commission (M-NCPPC) establish an “affordable housing goal” in each plan area. DHCA also supports zoning text amendments that create a more attractive planning and economic environment for the development of affordable housing, including increases in allowable heights, densities and Floor Area Ratios (FARs) in order to provide added flexibility to facilitate affordable housing development.

The Montgomery County Planning Board reviews project, preliminary and site plans as part of the development review process. Each review has different specifications and requires input from several County agencies. Delays can occur at any point in the process, including from the applicant. In the last two years, planners have improved review times for preliminary and site plans by 43 percent to an average of 64 days in FY10.

The Planning Department’s Environmental Division reviews every development application for the presence of natural resources, including forests. Review of forest conservation exemptions has improved 45 percent since FY08.

The Montgomery County Council unanimously approved Zoning Text Amendment 09-08 on March 2, 2010 creating a new family of Commercial/Residential (CR) Zones that will allow some areas designated in master plans to become denser, mixed-use communities that will encourage residents and businesses to be less dependent on automobiles and more reliant on increased public transit.

Among the provisions of CR Zones is allowance for increased density if properties are developed near public transit and provide other public benefits. CR Zones also allow increased density for projects that include affordable housing alternatives and residential projects that include units that are fully wheelchair accessible.

Becoming effective on October 30, 2014, Zoning Text Amendment 14-09 updates, clarifies and correct errors in the earlier zoning code. It allows for future development that includes higher density, mixed-use and transit-orientation in keeping with smart growth objectives as the County population increases. The necessary shift from greenfield development to infill and mixed-use will enable the County to manage current and future needs. Density and height bonuses are still available in certain situations relating to Moderately Priced Dwelling Units (MPDUs) or Workforce Housing.

Montgomery County Planners recently undertook a comprehensive rewrite of the County's Zoning Ordinance. Planners aimed to simplify a complex code and to reinforce the County's high quality of life. The Zoning Code was last comprehensively rewritten in 1977.

The new County Zoning Ordinance took effect on October 30, 2014, and not only makes it easier to build mixed-use communities, but also streamlines development review to make it less costly and time-consuming. This comprehensive rewrite culminates years of collaborative effort among the Montgomery County Planning Department and Board, the real estate industry and the civic community. The Planning Department is now focusing on a revision of the provisions of the County Code governing the subdivision of land, the most comprehensive reform in 50 years, and like the new zoning code, it will modernize and streamline the development review process. These changes will help to address the economic challenges facing the need for more affordable housing.

Licensing and Tenants

Montgomery County also licenses all rental housing, and provides help and information regarding relevant laws to both landlords and tenants through its Office of Landlord-Tenant Affairs (OLTA). DHCA provides extensive information on how to recognize and prevent discriminatory housing practices, including lending procedures and practices, fair housing requirements and additional information concerning occupancy standards and issues specifically related to fair housing for persons with disabilities. DHCA provides sample leases, a Landlord-Tenant Handbook (in English and Spanish) and free seminars for both landlords and tenants.

OLTA has specialists who work with landlords and tenants to resolve disputes and successfully mediated 97% of cases in FY14, during which 645 cases were opened. DHCA issued 95,100 rental licenses in FY14, including for accessory apartments.

MPDUs

Montgomery County was among the first jurisdictions in the country to adopt inclusionary zoning. Created in 1974, the nationally recognized Moderately Priced Dwelling Unit (MPDU) program has produced almost 14,029 units of affordable for sale and rental housing throughout the County. Under the MPDU program, every new development in the County with 20 or more units is required to set aside between 12.5 percent and 15 percent of its units as affordable (meaning they are affordable to households earning 65 percent to 70 percent of the AMI). Furthermore, up to one-third of the units produced each year are available to the Housing Opportunities Commission (HOC) for

use as lower-income rental housing, thereby reaching households with income as low as 30 percent of median.

After six years of decline, there has been a dramatic increase in MPDUs since 2012, correlating with a general increase in new development. The respective control periods on a large portion of the MPDU stock produced over the last 40 years has expired; however, there are still 4,672 for sale MPDUs under resale price controls, with an additional 1,400 rental MPDUs under control. In the long-term, available raw land in the County for development will become scarcer, and new housing will increasingly be located in high-rise buildings in high density development zones located in downtowns near Metro stations. This will present new challenges for the program as high-rise construction is more expensive, making MPDUs more expensive for developers to provide, and for program participants to afford.

The MPDU program has resulted in economically and racially diverse communities throughout the County, expanded housing choice, and resulted in other desirable public outcomes. For example, a report issued in 2010 by The Century Foundation and authored by Heather Schwartz, an Associate Policy Researcher at the RAND Corporation, found that lower-income students in the County who were able to attend more affluent schools, primarily due to the economic integration of households resulting from the MPDU program in Montgomery County, performed better in academic achievement.

Workforce Housing Program

The County's Workforce Housing Program promotes the construction of housing that will be affordable to households with incomes at or below 120% of area median income. Approved in 2005, the voluntary program is intended to increase the availability of local housing choices for workers who otherwise may have to live outside the County due to its high cost of housing. Approximately 100 WFH units have been produced under this program, with more in the development stage.

PILOTs

The Payment in Lieu of Taxes (PILOT) program is another tool to encourage affordable housing by providing real property tax abatements for a 10-year period. In FY14, \$9.6 million in taxes were abated, supporting 14,214 affordable units in the County.

Right of First Refusal Purchases

Chapter 53A of the Montgomery County Code provides DHCA, HOC and tenant groups with a unique tool to preserve affordable housing by allowing these

groups to match any signed contract for the sale of multifamily properties containing four or more units. Eight properties containing 1,244 units have been purchased by DHCA and HOC under this law. The County's average contribution of \$27,588 per unit has been leveraged with an additional \$73,899 per unit in financing from other sources.

Special Needs Housing

The County continues to work in partnership with other organizations to site affordable housing for special populations. DHCA worked with the Montgomery County Coalition for the Homeless (MCCH) to adaptively reuse and rehabilitate a five-story commercial building in Bethesda into 32 personal living quarters for homeless adults.

In 2004, Montgomery County acquired a vacant Econo-Lodge motel in Gaithersburg Maryland and converted the units into Seneca Heights, permanent housing for singles and transitional housing for families. Due to the drastic shortage of affordable permanent housing for low-income families, HUD approved the transition of the transitional family component into a permanent supported housing model for at-risk families. This provided a more long term housing solution, but rendered the existing kitchens impractical for the increased level of usage.

Montgomery County has partnered with the City of Gaithersburg to fund comprehensive upgrades to the kitchens and electrical systems. A total of \$176,000 CDBG funding (Montgomery County \$93,500 and Gaithersburg \$82,500) will upgrade 17 units to provide comfortable and efficient supported permanent housing for very low income families

The Special Needs Housing Division at DHHS focuses on basic housing stabilization services as well as on longer term supportive, transitional and permanent housing options for persons with special needs, such as those who are homeless or have mental or physical disabilities or a police record.

In 2014 Special Needs Housing received more than 6,200 requests for emergency assistance and provided more than 3,700 emergency assistance grants totaling \$2.9 million to resolve housing and utility emergencies (from DHHS budget overview for FY16).

The Housing First program is a County model and joint effort of DHCA and HHS to reduce the length of stay in homelessness and provide stable housing for families and individuals. The program also gives support to help the placed families maintain their permanent residences. The Continuum of Care is focused on a Zero 2016 campaign to end veteran homelessness. In FY15, 4

transitional beds are set aside for homeless veterans, and 139 permanent beds in supportive housing residences are maintained for them.

The Housing Element of the General Plan

The Housing Element of the General Plan was first approved in 1969 and later approved as a part of the 1993 General Plan refinement. The most recent version of the Housing Element, prepared by the M-NCPPC, was approved by the County Council on March 29, 2011. The Housing Element makes note of the chronic shortage of housing that is affordable for much of the County's moderate and lower income households, and it recommends a series of public policy actions that should be taken to reduce the housing affordability gap in Montgomery County. Its goals are 1.) to conserve and stabilize neighborhoods and the existing housing stock, 2.) to concentrate new housing in mixed-use, transit-oriented areas and 3.) to encourage and maintain a wide choice of housing types and neighborhoods for people of all incomes, ages, lifestyles, and physical capabilities at appropriate locations and densities.

Focused Neighborhood Assistance

In 2009, DHCA established a Focused Neighborhood Assistance (FNA) Program, choosing several neighborhoods heavily impacted by foreclosures, crime, and lower incomes to receive County assistance for stabilization. DHCA has received national recognition from NAHRO and NACO for the program, which provides such services as targeted code enforcement, below market rate loans or grants for exterior rehabilitation to income-qualified households, public improvements, and other assistance through collaboration with public and private partners.

The program grew from a belief in the importance of strong, well-maintained neighborhoods as a critical component of overall community well-being. A common concern expressed by residents and HOA representatives in both single-family and multi-family focus areas was the growing number of foreclosed or vacant properties and the impact this had on code enforcement complaints, property values, and HOA assessments.

Other Local Housing Efforts

DHCA's Code Enforcement Division enforces County Code standards for multifamily rental properties, as well as in single family neighborhoods to ensure that safe and sanitary conditions are met. In FY14, the Department fielded 10,258 services requests, performed 25,575 total inspections and closed 6,998 cases.

Metropolitan Washington Council of Governments' (COG) Housing Programs cover a broad array of issues important to area local governments and their housing partners. These include data on the region's housing stock, homelessness, housing affordability, concentration of affordable housing, fair housing, and neighborhood redevelopment. COG works to provide current, accessible information that will help inform regional and local policies. Current COG Housing Program efforts include implementation of the Metropolitan Washington Regional Affordable Housing Policy, which calls for the creation of new affordable housing, the preservation of existing affordable housing and the distribution of affordable housing opportunities around the metropolitan area.

Office of Consumer Protection (OCP)

The Montgomery County Office of Consumer Protection (OCP) and the Maryland Attorney General's Office, Consumer Protection Division, are responsible for ensuring a fair marketplace for consumers and businesses, and they enforce consumer protection laws that prohibit unfair and deceptive business acts. As part of this, it investigates complaints related to mortgage loan modification scams and offers advice on how to identify a potential scam. It also provides information on foreclosure counseling services law, the compliant mediation process and how to file a complaint.

The Justice Department, under the direction of Assistant Attorney General Tom Perez (a Montgomery County resident and former Montgomery County councilmember), has created a new Fair Lending unit that focuses exclusively on unfair lending practices, including both the unfair denial of minority access to home loans as well as any discriminatory efforts to target minorities for subprime loans. The increased efforts at the federal level will help ensure that unfair lending practices are addressed.

The OCP provides advice and information on predatory lending in general and on discriminatory predatory lending in particular because the primary targets of predatory lending are African Americans, Hispanics and elderly women.

The topic of predatory lending has become commonplace in newspaper headlines and in housing discussions. Discriminatory predatory lending targets borrowers for loans with exorbitant or abusive terms based on race, national origin, sex, age, or other protected categories. Some abusive home-lending practices occur in the so-called "sub-prime market" and many address home loan opportunities for people with limited credit histories.

Barriers to Fair Housing Choice and Strategies for the Future

Montgomery County continues to make strides in removing impediments and barriers to Fair Housing Choice through enforcement, education and outreach, allocation of resources to produce and preserve affordable housing, making legal and regulatory changes, and through administrative efficiencies and technological enhancements that improve service delivery and data analysis/transparency.

A time-consuming development review can increase cost and serve as a barrier to affordable housing/residential investment. Montgomery County consolidated construction inspections currently being done by the Department of Permitting Services (DPS) and Montgomery County Fire and Rescue Services (MCFRS), and the Montgomery County Planning Board (MCPB) has streamlined the way in which it reviews DPS issued building permits. All three agencies, along with others, have committed to collaborate to make their customer service more business-friendly, and make it easier to navigate the development process and obtain building permits. In addition, DPS is expanding online services. Site users have fast access to permit processes accessible through ePermits and ePlans including the ability to schedule or cancel inspections, apply for permits and submit plans.

In the future, the Wheaton Redevelopment Program includes plans for the co-location of both a new headquarters for the Maryland National Park and Planning Commission (MNCPPC) and the Montgomery County Department of Permitting Services which will facilitate this effort.

To promote awareness of fair housing regulations and practices, the County will need to continue providing up-to-date study information on the fair housing environment and to continue conducting adequate outreach efforts to residents and housing providers regarding fair housing rights. These must be ongoing efforts as new residents enter the County and as children grow up to look for their own housing.

While much has been accomplished, affirmatively furthering fair housing choice is an ongoing activity. Over time, the issues requiring priority attention will change. Difficulty finding affordable housing is likely to remain a barrier to fair housing choice, and issues such as high foreclosure rates and concerns over the solvency of the many Common Ownership Communities in this County will increase.

In updating our AI report and identifying barriers to affirmatively furthering fair housing choice, Montgomery County remains committed to focusing limited resources effectively and efficiently to address concerns.

The following are concerns that the County is currently focusing on:

- Lack of an adequate supply of affordable housing
- Lack of available, affordable and accessible housing for residents with a disability or special needs
- Individual circumstances such as a criminal record, poor credit history or past eviction that are barriers to obtaining housing
- Limited English proficiency and understanding of the housing process
- Lack of general awareness concerning fair housing issues among residents and housing providers
- Financial challenges faced by Common Ownership Communities

Lack of an adequate supply of affordable housing

The demand for affordable housing still outstrips the supply in Montgomery County in spite of extensive and innovative measures undertaken to help address the pressing need.

The lack of land available for development can serve as a barrier to the creation of affordable housing. In addition, the shortage of housing is especially acute for those needing 3+ bedrooms to accommodate larger families. With only about 4% of land in Montgomery County available for development, Montgomery County is successfully identifying county-owned sites that can be redeveloped. These developments will include housing along with other public facilities and will promote transit-oriented, infill redevelopment, in conjunction with private developers in White Flint and Wheaton along the Metro Red Line.

Any requirement imposed by the State on developers to obtain resolutions of project support from local elected bodies as a condition of receiving State funding could serve as a barrier to affordable housing should those local bodies decline to be supportive.

Strategies

- Continue efforts to increase the supply of affordable housing units to meet residential needs through financing the construction of new units

and the preservation of existing units through low-cost financing from the Montgomery Housing Initiative (MHI) fund and through use of Low-Income Housing Tax Credits

- Increase incentives and requirements for developers of affordable residential units under the County's inclusionary zoning (MPDU) program through the use of bonus density incentives and flexible development standards
- Continue to work closely with the Housing Opportunities Commission, for-profit and not-for-profit developers to leverage County resources, and to identify alternative sources of financing to maximize the number of affordable units that can be created and/or preserved
- Continue to exercise the County's Right of First Refusal to purchase units
- Continue to offer Payment in Lieu of Taxes (PILOT) incentives
- Continue to provide eviction prevention services
- Continue to provide rental assistance
- Assist households to increase earned income by
 - providing job training and addressing unemployment
 - increasing educational opportunities
 - increasing financial literacy skills
- Promote usage of and ensure compliance with Section 3 of the Housing and Urban Development (HUD) Act of 1968 that requires all grantees of HUD public housing and community development programs (and their contractors and subcontractors) to provide jobs and other economic opportunities to low-income persons, especially those in public housing, using their HUD grant funds; make contractors and fund recipients aware of these opportunities
- Implement strategies for preserving and increasing affordable housing in accordance with the County's General Plan, including co-location of affordable housing with County facilities
- Actively monitor and coordinate fair housing legislation and policy initiatives to sustain progress already made and to address new fair housing issues as identified, especially regarding affordable housing

Lack of available, affordable and accessible housing for residents with a disability or special needs

Whether the disability is a physical impairment, a cognitive impairment, a mental illness or any other condition that limits an individual's ability to live independently in the community, providing housing for persons with disabilities is an ongoing need.

Montgomery County and the Maryland-National Capital Building Industry Association have developed a Voluntary Certification program, *Design for Life Montgomery*, to promote visit-ability and live-ability in single-family attached and detached homes, both new and existing.

Strategies

- Promote awareness related to visitability and accessibility of housing and reasonable accommodation
- Raise awareness of existing accessible housing options in the community among those with disabilities or those in need of accessible housing amenities through outreach by industry and advocacy groups in collaboration with public and private sector housing providers
- Promote awareness among the general public of the benefits for all of housing design features that enhance accessibility as is being done through the *Design for Life Montgomery* program
- Promote professional and public awareness of the legal requirements of the Americans with Disabilities Act (ADA) as related to housing through training and outreach provided by both public and private entities
- Encourage job training and supportive employment for persons with disabilities in order to raise income levels
- Continue to advocate for Medicaid waivers and other supports that result in appropriate, affordable housing in the community being made available;
- Continue to provide and augment supportive services for individuals with physical, developmental or mental disabilities using a coordinated, teaming approach to enhance service delivery and choice
- Enhance collaboration among Continuum of Care partners to support interagency efforts so that persons experiencing, or at risk of,

homelessness receive both the housing and the supportive services necessary to secure and remain in stable housing

- Educate the public about the economic and social value of a wide range of housing choices for the community
- Provide factual information to increase public awareness of and understanding about special needs populations

Individual circumstances such as a criminal record, poor credit history or past eviction that are barriers to obtaining housing; Limited English proficiency and understanding of the housing process

Strategies

- Promote housing locator services and alternative leasing/screening arrangements
- Work with landlords to encourage lessening of leasing restrictions
- Encourage/promote financial literacy training, including credit repair counseling
- Support classes in English for Speakers of Other Languages (ESOL)
- Promote awareness of housing rights and responsibilities in a culturally and linguistically appropriate manner

Lack of general awareness concerning fair housing issues among residents and housing providers

Lack of general awareness concerning Fair Housing issues among residents and housing-related professionals in Montgomery County will require that education concerning fair housing issues is an on-going activity. We are a county with a growing and increasingly diverse population, and as such, education must be continuous, presented in a context that is relevant to current community concerns and presented in a manner that is linguistically appropriate and culturally sensitive.

With the current economy, characterized by increased unemployment and under-employment, and with the rise in the number of housing foreclosures and distressed housing sales, outreach and education about fair housing law is particularly important as investors acquiring distressed or foreclosed properties

may be inexperienced landlords, and because owners who have experienced foreclosure may now be seeking affordable rentals. Nationally, predatory and deceptive lending practices have also disproportionately affected protected groups of residents.

Strategies

- Provide on-going training, outreach and education to County residents
- Coordinate distribution of fair housing materials and sharing of information between public agencies and the private sector
- Disseminate, regularly and repeatedly, outreach and education materials on fair housing to County residents, focusing on minority and protected groups in multiple languages, as necessary, and through various media – print, radio, TV and through community events and social service agencies
- Mandate or encourage lending institutions, real estate agencies and apartment managers to distribute fair housing materials (e.g. the OHR Guide to Fair Housing brochures)
- Continue to provide training and general awareness-raising measures in collaboration with industry groups targeted to property managers, real estate agents, mortgage lenders, appraisers, builders, maintenance workers, insurance providers and others in the industry on fair housing laws, racial disparities and lending patterns, focusing on how to provide equal housing opportunities and what constitutes discrimination
- Work toward the continuation and expansion of Montgomery County Public School curriculum to promote awareness of fair housing
- Continue periodic special events to bolster the public's awareness of fair housing laws
- Educate consumers regarding potentially deceptive business practices by lenders

Financial challenges faced by Common Ownership Communities

A common ownership community (COC) as an organization consisting of property owners within a residential development with shared common property. The governing associations for these communities adopt and enforce rules, own and maintain common property, and assess dues for the maintenance and operation of the community. There are three types of

communities in Montgomery County: condominium associations (COAs), homeowner associations (HOAs), and cooperative housing corporations. According to the County's Office of Legislative Oversight (OLO), Montgomery County has experienced a significant growth in common ownership communities since the 1990's, with approximately 40% of its residents (340,000) residing in one of the 1,000 plus communities in the County.

Partly due to the recent economic recession with its many foreclosures, many COCs are facing financial shortages because of delinquent HOA fee payments, sometimes in the tens of thousands of dollars per unit. Some COCs provide utilities out of this collection and others pay mostly for common area up-keep. HOA boards have little leverage to collect from delinquent owners, who may or may not actually live in the units.

COCs need to retain a capital reserve account for major capital expenses that occur from time to time over the life of the COC. In many cases, HOA boards have had to dip into these reserves in order to pay for on-going maintenance, leaving them with little fallback in case of emergencies.

An FHA insured (home purchase) loan is a private loan backed by mortgage insurance provided by an agency of the United States government; it is a form of a loan guarantee that private lenders can rely upon in the case a mortgage borrower defaults. Traditionally, most borrowers who make a down payment of less than 20% of a home's purchase price are required to obtain private mortgage insurance (PMI) which also serves a form of loan guarantee to the lender. During the recent housing crisis, the availability of PMI became severely restricted due to previous lending irregularities, and PMI was difficult to obtain for borrowers who lacked sufficient funds for a down payment. Because of this, the demand for FHA insured loans has increased significantly from previous levels.

In order for a lender to make an FHA loan in a condominium association, the condominium must be pre-approved ("certified") by FHA as meeting certain guidelines related to budgets, reserves, percentage of renters, insurance coverage, percentage of delinquent condo fee payments, among other factors. These guidelines are intended to examine the management practices and financial soundness of the condominium and provide maximum protection for the public funds used for FHA's loan guarantee.

Some of the primary guidelines issued by FHA are:

- No more than 15% of units can be delinquent for more than 60 days;
- A minimum of 50% of the units in the condominium must be owner-occupied;

- At least 10% of the Association's budget must go toward reserve funding;
- The Association's cash reserves must equal one year's worth of Association fees;
- FHA loans cannot account for more than 50% of the loans in the condominium; and
- The Association must maintain adequate insurance coverage, as defined by FHA

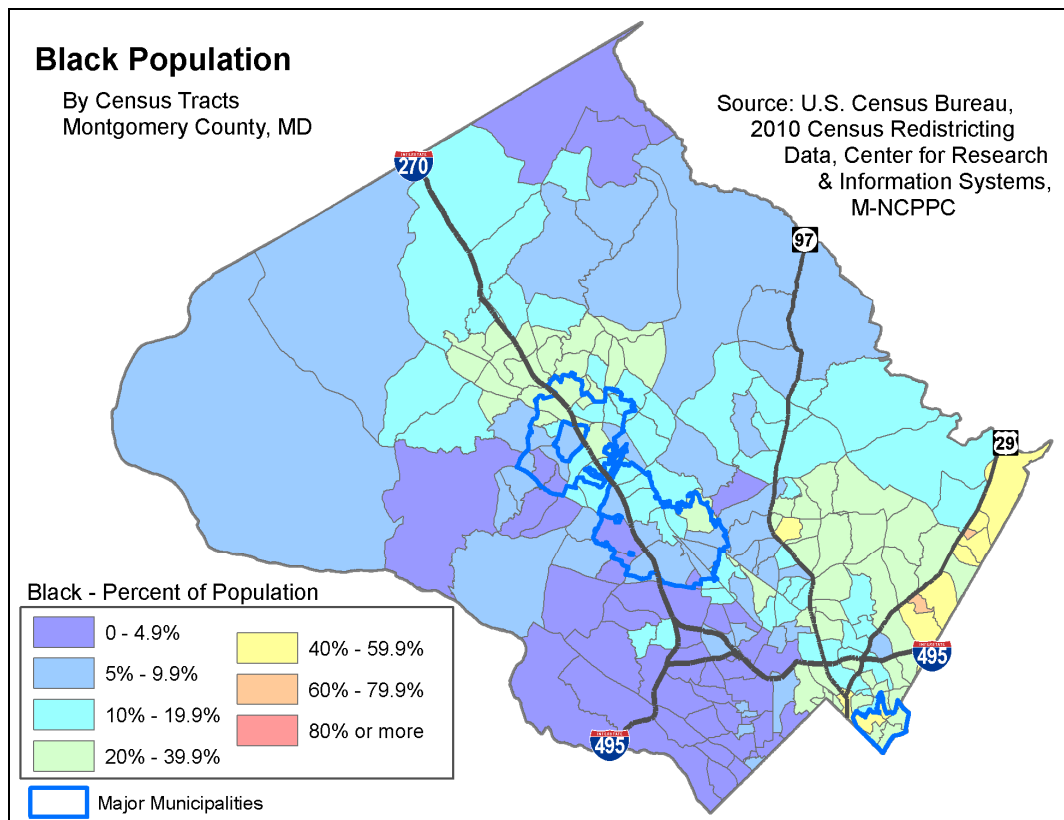
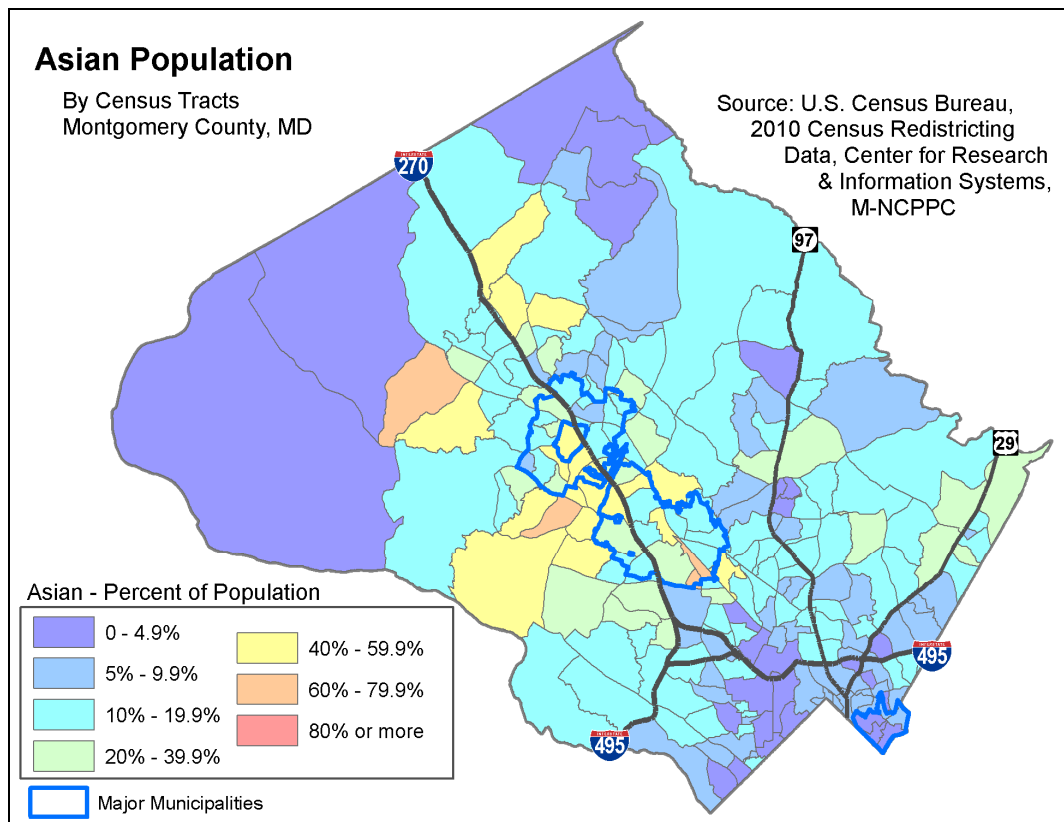
The lack of FHA certification results in a reduced market of potential purchasers, which can result in lower sales prices and property values. In COCs with lower- or moderately-priced units for sale, the lack of FHA approval increases the chances that a unit might be purchased by someone with a readily available 10 or 20% down payment – specifically, an investor owner. While there is nothing inherently wrong with investor owners purchasing units in a community, a significant percentage of investor-owned units can lead to more transient residents who are not as invested in the appearance or well-being of the community.

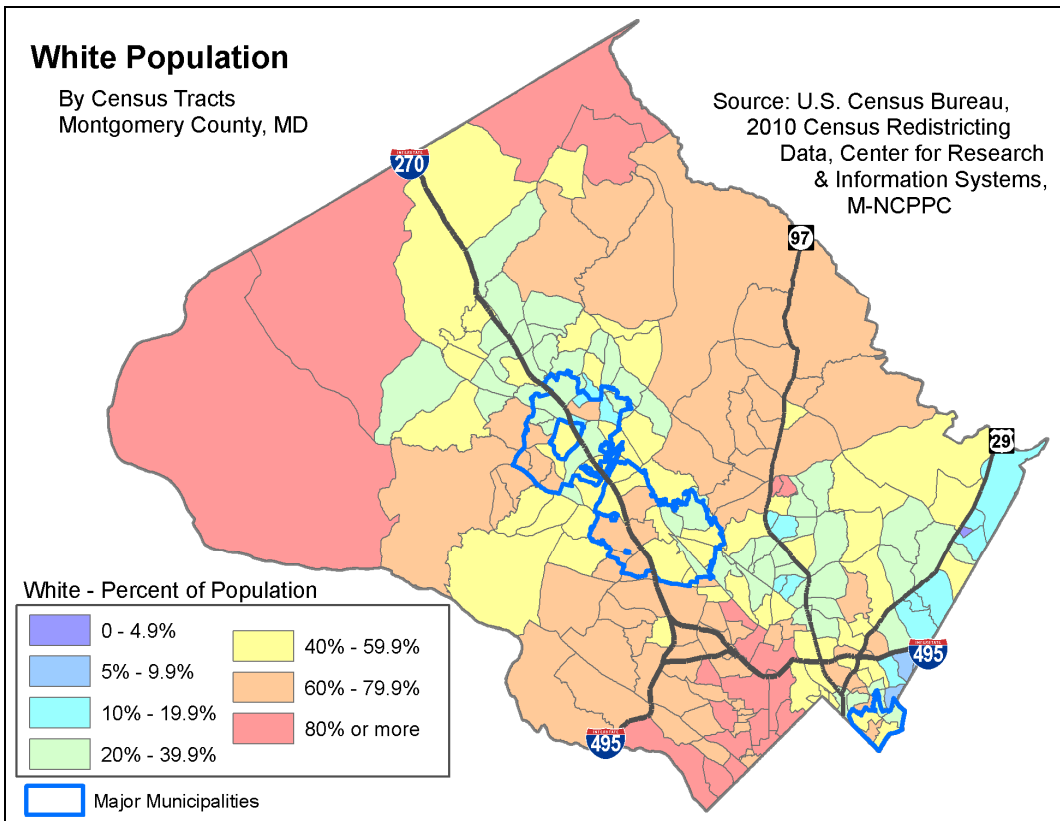
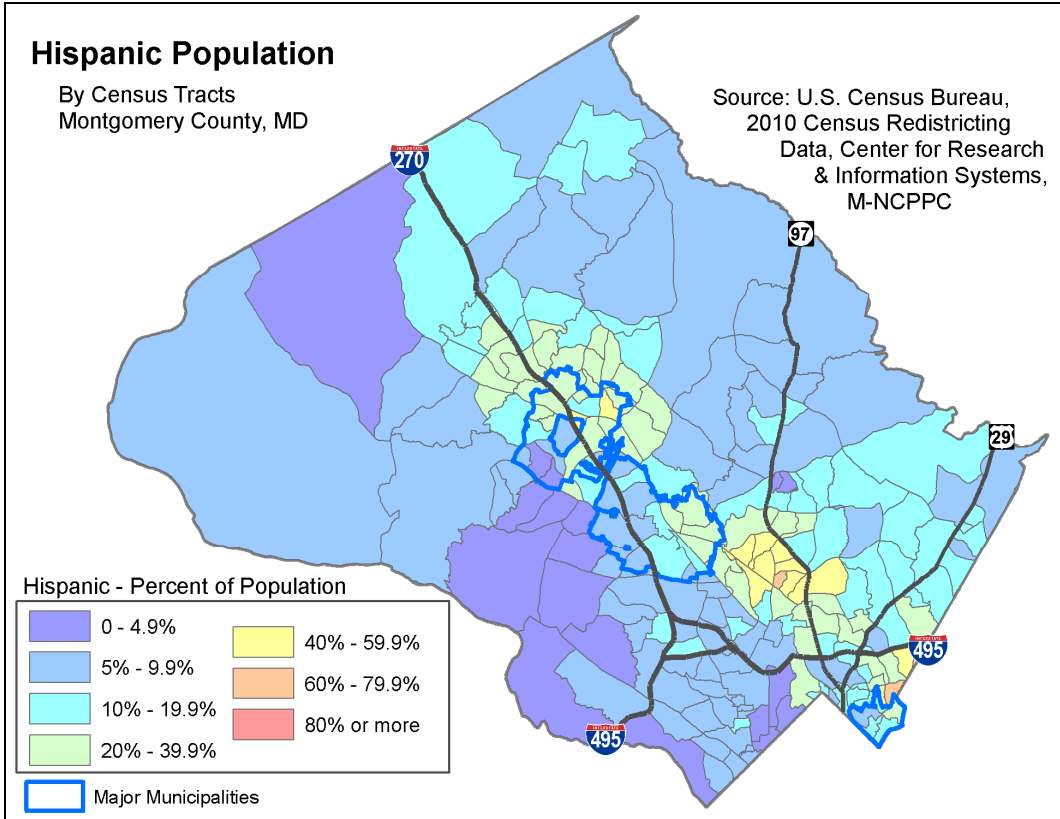
Since FHA certification allows for FHA financing for purchase with a down payment option perhaps as low as 3.5%, affordability of homeownership and "fair housing choice" are directly affected. Many first-time buyers have the funds needed to pay the mortgage but not funds saved for a larger down payment. Lack of the FHA financing option is a barrier to ownership of affordable homes, and tends to affect the fair housing protected groups disproportionately.

Strategies

- Meet with HUD and FHA representatives to develop solutions so that properties can receive FHA-certification
- Provide HOA board training and materials to assist property owners in re-capitalizing their reserves
- Work with private lenders to provide access to needed capital
- Support the work of the Commission on Common Ownership Communities
- Study the issue to identify best practices and possibilities for regional collaboration

Appendix A: 2010 Population by Race, 2000-2010 population Change





Montgomery County Population by Race and Hispanic Origin						
Race	2010 Number	Percent of Total	2000 Number	Percent of Total	Percent Change	Percent Change
Total Population	971,777	100.0%	873,341	100.0%	98,436	10.1%
White	558,358	57.5%	565,719	64.8%	-7,361	-1.3%
Black or African American	167,315	17.2%	132,256	15.1%	35,059	21.0%
American Indian and Alaska Native	3,639	0.4%	2,544	0.3%	1,095	30.1%
Asian	135,451	13.9%	98,651	11.3%	36,800	27.2%
Native Hawaiian/Other Pacific Islander	522	0.1%	412	0.0%	110	21.1%
Some Other Race	67,847	7.0%	43,642	5.0%	24,205	35.7%
Two or More Races	38,645	4.0%	30,117	3.4%	8,528	22.1%
Non-Hispanic Total	806,379	83.0%	772,737	88.5%	33,642	4.2%
White	478,765	49.3%	519,318	67.2%	-40,553	-8.5%
Black or African American	161,689	16.6%	129,371	16.7%	32,318	20.0%
American Indian and Alaska Native	1,580	0.2%	1,756	0.2%	-176	-11.1%
Asian	134,677	13.9%	98,281	12.7%	36,396	27.0%
Native Hawaiian/Other Pacific Islander	427	0.0%	351	0.0%	76	17.8%
Some Other Race	3,617	0.4%	2,630	0.3%	987	27.3%
Two or More Races	25,624	2.6%	21,030	2.7%	4,594	17.9%
Hispanic Total	165,398	17.0%	100,604	11.5%	64,794	39.2%
White	79,593	8.2%	46,401	46.1%	33,192	41.7%
Black or African American	5,626	0.6%	2,885	2.9%	2,741	48.7%
American Indian and Alaska Native	2,059	0.2%	788	0.8%	1,271	61.7%
Asian	774	0.1%	370	0.4%	404	52.2%
Native Hawaiian/Other Pacific Islander	95	0.0%	61	0.1%	34	35.8%
Some Other Race	64,230	6.6%	41,012	40.8%	23,218	36.1%
Two or More Races	13,021	1.3%	9,087	9.0%	3,934	30.2%

Appendix B

Montgomery County Interagency Fair Housing Coordinating Group Members

Kauffmann, Louise. Chair, Gaithersburg City Government

Simon, Jackie. Vice Chair

Armstrong, Cuvator. Member

Bell, Gregory. Member, Mont. County Public School

Floyd, Jeremiah. Member, Human Rights Commission

Khan, Nadim. Member, DHHS

Luecking, Betsy. Member

Torrico, Myriam. Member, DHCA

Janice Freeman. Member, NAACP

Shoenberg, Sue. Member

Cheatham, Patrice. Member, DHCA

Aurand, Andrew. Montgomery County Park and Planning

Ethan Cohen. HOC

Wilson, Erin. City of Rockville

Wilds, Moses A. City of Takoma Park

Staff:

Stowe, James. Director

Garcia, Loretta. Compliance Manager

Ahmad, Anis. Liaison

Appendix C



Commission on Human Rights

The Commission has 15 members. The members are appointed by the County Executive and confirmed by the County Council. The members are men and women who are broadly representative of the diverse population of the County. Each member serves a 3-year term. The Executive designates a member of the Commission to be chair. The Commission may elect other officers, as it deems necessary. Three members of the Commission serve on the Case Review Board which handles appeals and hearings for discrimination complaints.

The Commission's duties mandate that it work to eliminate discrimination, prejudice, intolerance, and bigotry in housing, recreation, education, health, employment, public accommodations, and justice, regardless of race, color, religious creed, ancestry, national origin, sex, age, marital status, disability, sexual orientation, genetic status, presence of children, or source of income, and promote goodwill, cooperation, understanding and human relations among all residents.

HUMAN RIGHTS COMMISSIONERS

Russell Campbell Sr., Chair
Alejandro Becerra
Dr. Sajjad Durrani
Hon. William L. England, Jr., Vice Chair
Dr. Jermiah Floyd
Dr. Suresh Gupta
Dr. Rahul M. Jindal
Dr. Sahar Khamis
Stephanie Mason
Barron Oakcrum
Stacey T. Ormsby, Esq.
Tina Patterson
Selena Singleton
Terry Vann, Esq.

Department of Housing & Urban Development
Office of Community Planning

COVER PAGE

Annual Performance Report

Community Development Block Grant Program

OMB Approval No.2502-0006

1. PROGRAM YEAR END
6/30/15

2. GRANT NUMBER
B-14-UC-24-0001

3. NAME & ADDRESS OF GRANTEE
Montgomery County, Maryland
100 Maryland Avenue Fourth Floor
Rockville, Maryland 20850

4. NAME & ADDRESS OF C.D. DIRECTOR
Mr. Clarence J. Snuggs
Dept. of Housing and Community Affairs
100 Maryland Avenue Fourth Floor
Rockville, Maryland 20850

5. NAME & TELEPHONE NUMBER OF
PERSON MOST FAMILIAR WITH
INFORMATION IN THIS REPORT

Mr. Matthew Greene
(240) 777-3631

6. NAME & TELEPHONE NUMBER OF
PERSON TO CONTACT ABOUT
DISCLOSURES REQUIRED BY THIS REFORM
ACT OF 1989

Mr. Christopher J. Anderson
(240) 777-3713

7. Have these Community Development Block Grant (CDBG) funds been used:

a. to meet the community development program objectives in the consolidated plan for this program year?
If no, explain, in narrative attachment, how: (1) the uses did not relate to program objectives;

and (2) future activities or program objectives might change as a result of this year's
experiences.

Yes

b. exclusively to either benefit low-and-moderate (low/mod) income persons, aid in the prevention or
elimination of slums or blight, or meet community development needs having a particular urgency? If no,
explain in a narrative attachment.

Yes

c. such that the grantee has complied with, or will comply with, its certification to expend not less
than 70% of its CDBG funds, during the specified period, on activities which benefit low/mod
income persons? If no, explain in a narrative attachment.

Yes

8. Were citizen comments about this report and/or the CDBG program received?

If yes, attach a summary.

None as of September 14, 2015


9. Indicate how the Performance Report was made available to the public:

- a. BY PRINTED NOTICE MONTGOMERY SENTINEL September 10, 2015
- b. OTHER Public review draft copies placed in five Montgomery County libraries and the DHCA office
- c. email, internet Notice sent out on County-controlled listserves, posted on Departmental website

I hereby certify that: This report contains all required items identified above; Federal assistance made available under the Community Development Block Grant Program (CDBG) has not been utilized to reduce substantially the amount of local financial support for community development activities below the level of such support prior to the start of the most recently completed CDBG program year; all the information stated herein, as well as any information provide in the accompaniment herewith, is true and accurate. Warning: HUD will prosecute false claims and statements. Conviction may result in criminal and/or civil penalties.

(18U.S.C1001, 1010, 1012; U.S.C. 3729,3802)

Bonnie Kirkland
Assistant Chief Administrative Officer




9/16/15

Typed Name & Title of Authorized
Official Representative

Signature

Date

APPROVED FOR FORM AND LEGALITY
OFFICE OF COUNTY ATTORNEY
BY 
DATE 9-15-15

Certificate of Publication

State Of Maryland }
County of Montgomery }

SS


Sherry Sanderson, being duly sworn, says:

That she is Legal Advertising Representative of The Montgomery County Sentinel, a weekly newspaper of general circulation, published in Rockville, Montgomery County, Maryland; that the publication, a copy of which is attached hereto, was published in the said newspaper on

September 10, 2015

That said newspaper was regularly issued and circulated on those dates.

SIGNED:



Subscribed to and sworn to me this 10th day of September 2015,

MONTGOMERY COUNTY, MARYLAND DEPARTMENT OF HOUSING AND COMMUNITY AFFAIRS

NOTICE - Consolidated Annual Performance and Evaluation Report (CAPER) for County FY2015 (July 1, 2014 to June 30, 2015) Available for Review

In accordance with Title I of the Housing and Community Development Act of 1974 as amended; the regulations found at 24 CFR part 91, et. seq., the Department of Housing and Community Affairs (DHCA) has completed Montgomery County's Consolidated Annual Performance and Evaluation Report (CAPER) for the County fiscal year 2015 (Federal FY2014) and Consolidated Plan Program Year 2014 (covers the period July 1, 2014 to June 30, 2015).

The CAPER describes the accomplishments of the funded projects in Fiscal Year 2015 / Program Year 2014 with Community Development Block Grant (CDBG), Emergency Solutions Grant (ESG) and HOME Investment Partnership (HOME) funds.

Copies of the CAPER will be available for review online (<http://www6.montgomerycountymd.gov/content/dhca/community/ConPlan.asp>) and at the following locations beginning September 15, 2015:

Montgomery County, Maryland
Department of Housing and Community Affairs
100 Maryland Avenue, Fourth Floor
Rockville, Maryland 20850

Bethesda Library
7400 Arlington Road
Bethesda, MD 20814
240-777-0970

Rockville Memorial Library
21 Maryland Avenue
Rockville, MD 20850
240-777-0140
240-777-0902 (TTY)

Germantown Library
19840 Century Boulevard
Germantown, MD 20874
240-777-0110

Wheaton Library
11701 Georgia Avenue
Wheaton, MD 20902
240-777-0678

Silver Spring Library
8901 Colesville Road
Silver Spring, MD 20910
240-773-9420

Written statements may be submitted until 4:30 p.m., September 29, 2015 and should be addressed to:

Clarence J. Snuggs, Director
Department of Housing & Community Affairs
100 Maryland Avenue, Fourth Floor
Rockville, Maryland 20850
Staff contact is Matt Greene (240) 777-3631

00021197 1t 09/10/15

01107096 00021197

DEPT OF HOUSING AND COMM AFFAIRS
MONT CO GOVT
100 MARYLAND AVENUE 4TH FLOOR
ROCKVILLE, MD 20850

Web announcement on DHCA website 9-14-15

http://montgomerycountymd.gov/DHCA/community/grants/conplan.html Grants Administration / Speci... x

View Favorites Tools Help

blank Suggested Sites Web Slice Gallery

FY15 Consolidated Plan Annual Action Plan

NEW - Available for Comment

FFY14 / CFY15 DRAFT Consolidated Annual Performance and Evaluation Report (CAPER)

This is a public review draft. The CAPER describes the accomplishments of the funded projects in Federal Fiscal Year - Program Year 2014 / County Fiscal Year 2015 (July 1, 2014 - June 30, 2015) with Community Development Block Grant (CDBG), Emergency Solutions Grant (ESG), and HOME Investment Partnership (HOME) funds. Hard copies of the report will be available for review at the DHCA office in Rockville (100 Maryland Avenue, 4th floor) and at the following locations beginning Sept 15, 2015:

Bethesda Library
7400 Arlington Road
Bethesda, MD 20814
240-777-0970

Germantown Library
19840 Century Boulevard
Germantown, MD 20874
240-777-0110

Silver Spring Library
900 Wayne Ave.
Silver Spring, MD 20910
240-773-9420

Rockville Memorial Library
21 Maryland Avenue
Rockville, MD 20850
240-777-0140
240-777-0902 (TTY)

Wheaton Library
11701 Georgia Avenue
Wheaton, MD 20902
240-777-0678

Written statements may be submitted until 4:00 PM, September 29, 2015 and should be addressed to:

Clarence J. Snuggs, Director
Department of Housing & Community Affairs
100 Maryland Avenue, Fourth Floor
Rockville, Maryland 20850
Staff contact is Matt Greene (240) 777-3631

4:42 PM
9/14/2015

Greene, Matthew

From: Greene, Matthew
Sent: Monday, September 14, 2015 5:01 PM
To: Anderson, Christopher J.; 'Andrew Gunning'; Art Rogers; Ball, Kim; Bandeh, Jewru; Black, Sara A; Cager, Lawrence C.; 'cphd@arlingtonva.us'; David Levy (dlevy@rockvillemd.gov); 'dhcd@co.pg.md.us'; Elijah Johnson (ejohnson@pwcgov.org); Eric C. Brown (ecbrown@co.pg.md.us); Erin Wilson; Ethan Cohen; Evans, Patsy; Goetzinger, Timothy; Greene, Jalal; Greiner, John; Hartman, Ken; Hilary Chapman; Jennifer S. Short (jshort@FrederickCountyMD.gov); Jessica Anderson; jldaniels@arlingtonva.us; Joel Franklin (jefranklin@arlingtonva.us); John Payne; Kayrine Brown; Killian, Stephanie; Louise Kauffmann (lkauffmann@gaithersburgmd.gov); Maribeth DeLorenzo (maribeth.delorenzo@dc.gov); Matthews, Catherine; Paul DesJardin (pdesjardin@mwkog.org); Paula C. Sampson (psamps@co.fairfax.va.us); Rodriguez, Reemberto; Sara Daines (SaraD@takomagov.org); Schacherer, Dale; Snuggs, Clarence J.; Stacy L. Spann (stacy.spann@hocmc.org); Strauss, Sharon; Susan Swift (sswift@rockvillemd.gov); Terri Fowler; Thon, Karen
Subject: Montgomery County's Program Year 2014 / County FY15 CAPER available for review

Dear Colleague,

Montgomery County's DRAFT Consolidated Annual Performance and Evaluation Report (CAPER), covering the Federal program Year 2014 and our fiscal year 2015 (July 1, 2014 to June 30, 2015) is now available for review and comment. The document can be found online on our Consolidated Plan page:

<http://montgomerycountymd.gov/DHCA/community/grants/conplan.html>.

Hard copies of the report may also be reviewed at the Department of Housing and Community Affairs (100 Maryland Avenue, 4th floor, Rockville, Maryland 20852) and at the following locations beginning Sept 15, 2015:

Bethesda Library
7400 Arlington Road
Bethesda, MD 20814
240-777-0970

Germantown Library
19840 Century Boulevard
Germantown, MD 20874
240-777-0110

Silver Spring Library
900 Wayne Ave.
Silver Spring, MD 20910
240-773-9420

Rockville Memorial Library
21 Maryland Avenue
Rockville, MD 20850
240-777-0140
240-777-0902 (TTY)

Wheaton Library
11701 Georgia Avenue
Wheaton, MD 20902
240-777-0678

Written statements may be submitted until 4:00 PM, September 29, 2015 and should be addressed to:

Clarence J. Snuggs, Director
Department of Housing & Community Affairs
100 Maryland Avenue, Fourth Floor
Rockville, Maryland 20850

Please call me if you need further information or have questions about this.

Thanks sincerely,

Matt

Matthew Greene, AICP
Community Development Division
Department of Housing & Community Affairs
100 Maryland Avenue, 4th floor
Rockville, MD 20850
Phone: 240-777-3631
Fax: 240-777-3653
Email: matthew.greene@montgomerycountymd.gov

Annual Performance Report HOME Program

U.S. Department of Housing
and Urban Development
Office of Community Planning
and Development

OMB Approval No. 2506-0171
(exp. 8/31/2009)

Public reporting burden for this collection of information is estimated to average 2.5 hours per response, including the time for reviewing instructions, searching existing data sources, gathering and maintaining the data needed, and completing and reviewing the collection of information. This agency may not conduct or sponsor, and a person is not required to respond to, a collection of information unless that collection displays a valid OMB control number.

The HOME statute imposes a significant number of data collection and reporting requirements. This includes information on assisted properties, on the owners or tenants of the properties, and on other programmatic areas. The information will be used: 1) to assist HOME participants in managing their programs; 2) to track performance of participants in meeting fund commitment and expenditure deadlines; 3) to permit HUD to determine whether each participant meets the HOME statutory income targeting and affordability requirements; and 4) to permit HUD to determine compliance with other statutory and regulatory program requirements. This data collection is authorized under Title II of the Cranston-Gonzalez National Affordable Housing Act or related authorities. Access to Federal grant funds is contingent on the reporting of certain project-specific data elements. Records of information collected will be maintained by the recipients of the assistance. Information on activities and expenditures of grant funds is public information and is generally available for disclosure. Recipients are responsible for ensuring confidentiality when public disclosure is not required.

This form is intended to collect numeric data to be aggregated nationally as a complement to data collected through the Cash and Management Information (C/MI) System. Participants should enter the reporting period in the first block. The reporting period is October 1 to September 30. Instructions are included for each section if further explanation is needed.

Submit this form on or before December 31.	This report is for period (mm/dd/yyyy)		Date Submitted (mm/dd/yyyy)
Send one copy to the appropriate HUD Field Office and one copy to: HOME Program, Rm 7176, 451 7th Street, S.W., Washington D.C. 20410	Starting	Ending	

Part I Participant Identification

1. Participant Number	2. Participant Name		
3. Name of Person completing this report		4. Phone Number (Include Area Code)	
5. Address	6. City	7. State	8. Zip Code

Part II Program Income

Enter the following program income amounts for the reporting period: in block 1, enter the balance on hand at the beginning; in block 2, enter the amount generated; in block 3, enter the amount expended; and in block 4, enter the amount for Tenant-Based rental Assistance.

1. Balance on hand at Beginning of Reporting Period	2. Amount received during Reporting Period	3. Total amount expended during Reporting Period	4. Amount expended for Tenant-Based Rental Assistance	5. Balance on hand at end of Reporting Period (1 + 2 - 3) = 5
---	--	--	---	---

Part III Minority Business Enterprises (MBE) and Women Business Enterprises (WBE)

In the table below, indicate the number and dollar value of contracts for HOME projects completed during the reporting period.

	a. Total	Minority Business Enterprises (MBE)				f. White Non-Hispanic
		b. Alaskan Native or American Indian	c. Asian or Pacific Islander	d. Black Non-Hispanic	e. Hispanic	
A. Contracts						
1. Number						
2. Dollar Amount						
B. Sub-Contracts						
1. Number						
2. Dollar Amount						
	a. Total	b. Women Business Enterprises (WBE)	c. Male			
C. Contracts						
1. Number						
2. Dollar Amount						
D. Sub-Contracts						
1. Number						
2. Dollar Amounts						

Part IV Minority Owners of Rental Property

In the table below, indicate the number of HOME assisted rental property owners and the total dollar amount of HOME funds in these rental properties assisted during the reporting period.

	a. Total	Minority Property Owners				f. White Non-Hispanic
		b. Alaskan Native or American Indian	c. Asian or Pacific Islander	d. Black Non-Hispanic	e. Hispanic	
1. Number						
2. Dollar Amount						

Part V Relocation and Real Property Acquisition

Indicate the number of persons displaced, the cost of relocation payments, the number of parcels acquired, and the cost of acquisition. The data provided should reflect only displacements and acquisitions occurring during the reporting period.

	a. Number	b. Cost				
1. Parcels Acquired						
2. Businesses Displaced						
3. Nonprofit Organizations Displaced						
4. Households Temporarily Relocated, not Displaced						

Households Displaced	a. Total	Minority Business Enterprises (MBE)				f. White Non-Hispanic
		b. Alaskan Native or American Indian	c. Asian or Pacific Islander	d. Black Non-Hispanic	e. Hispanic	
5. Households Displaced - Number						
6. Households Displaced - Cost						

Contract and Subcontract Activity
U.S. Department of Housing and Urban Development

OMB Approval No.: 2577-0088 (exp.10/31/2000)
OMB Approval No.: 2502-0355 (exp. 10/31/2014)

Public reporting burden for this collection of information is estimated to average .5 hours per response, including the time for reviewing instructions, searching existing data sources, gathering and maintaining the data needed, and completing and reviewing the collection of information. The Information is voluntary. HUD may not collect this information, and you are not required to complete this form, unless it displays a currently valid OMB Control Number.

Executive Orders dated July 14, 1983, directs the Minority Business Development Plans shall be developed by each Federal Agency and the these annual plans shall establish minority business development objectives. The information is used by HUD to monitor and evaluate MBE activities against the total program activity and the designated minority business enterprise (MBE) goals. The Department requires the information to provide guidance and oversight for programs for the development of minority business enterprise concerning Minority Business Development. If the information is not collected HUD would not be able to establish meaningful MBE goals nor evaluate MBE performance against these goals.

Privacy Act Notice = The United States Department of Housing and Urban Development, Federal Housing Administration, is authorized to solicit the Information requested in this form by virtue of Title 12, United States Code, Section 1701 et seq., and regulation. It will not be disclosed or released outside the United States Department of Housing and Urban Development without your consent, except as required or permitted by Law.

1. Grantee/Project Owner/Developer/Sponsor/Builder/Agency										Check if:		2. Location (City, State Zip Code)																																																																							
MONTGOMERY COUNTY DEPARTMENT OF HOUSING AND COMMUNITY AFFAIRS (PAGE 1)										<input checked="" type="checkbox"/> PH		100 MARYLAND AVENUE, ROCKVILLE, MARYLAND 20850																																																																							
										<input type="checkbox"/> IH																																																																									
										<input type="checkbox"/> CPD		Montgomery County																																																																							
										<input type="checkbox"/> Housing																																																																									
3a. Name of Contact Person					3b. Phone Number (Including Area Code)		4. Reporting Period			5. Program Code (Not applicable for CPD programs.) See explanation of Codes at bottom of Page Use a separate sheet for each program code.			6. Date Submitted to Field Office																																																																						
Trivens Kargbo					240-777-3794		<input checked="" type="checkbox"/> Oct. 1 - Sept. 30 (Annual -FY2013)						10/22/2014																																																																						
Grant/Project Number or HUD Case Number or other identification of property, subdivision, dwelling unit, etc. 7a.	Amount of Contract or Subcontract 7b.	Type of Trade Code (See below) 7c.	Contractor or Subcontractor Business Racial/Ethnic (See below)	Woman Owned Business (Yes or No) 7c.	Prime Contractor Identification (ID) Number 7f.	Sec. 3 7g.	Subcontractor Identification (ID) Number 7h.	Sec. 3 7i.	Contractor/Subcontractor Name and Address 7j.																																																																										
									Name	Street	City	State	Zip																																																																						
B-13-UC-24-0001	\$ 22,637.50	3	1	N	52-0783274	N	NA	N	Metropolitan Industries, Inc.	5014 46th Avenue	Hyattsville	MD	20871																																																																						
B-14-UC-24-0001	\$ 19,550.00	3	1	N	52-1640215	N	NA	N	Weston House Woodworks	23520 Pocahontas Drive	Laytonsville	MD	20882																																																																						
B-14-UC-24-0001	\$ 22,095.00	3	1	N	52-2041821	N	NA	N	MINA Enterprises, Inc	6050 Olney laytonsville Rd	Gaithersburg	MD	20882																																																																						
B-14-UC-24-0001	\$ 17,256.00	3	1	N	52-1915039	N	NA	N	Mid-Atlantic Contracting, Inc.	7749 Woodbine Road	Woodbine	MD	21797																																																																						
B-14-UC-24-0001	\$ 27,350.00	3	1	N	52-1640215	N	NA	N	Weston House Woodworks	23520 Pocahontas Drive	Laytonsville	MD	20882																																																																						
B-14-UC-24-0001	\$ 22,962.50	3	1	N	45-4107002	N	NA	N	Paul Innocenti, LLC	3431 Kemptown Church Rd	Monrovia	MD	21770																																																																						
B-14-UC-24-0001	\$ 27,075.00	3	1	N	52-1640215	N	NA	N	Weston House Woodworks	23520 Pocahontas Drive	Laytonsville	MD	20882																																																																						
M-13-UC-24-0504	\$ 684,000.00	2	1	N	52-0969492	Y	NA	N	CM Parker	8020 Queenair Drive	Gaithersburg	MD	20882																																																																						
B-13-UC-24-0001	\$1,834,054.00	1	1	N	52-0980767	N	NA	N	HMF Paving Inc (GC)	8563 Fingerboard Road	Frederick	MD	21704																																																																						
B-13-UC-24-0001	\$84,000.00	1	5	N		N		Y	Kim Engineering	11127 New Hampshire Avenue	Silver Spring	MD	20904																																																																						
B-13-UC-24-0001	\$211,260.00	1	1	N		N	16-1779877	N	High Steel Structures, Inc	1915 Old Philadelphia Pike	Landcaster	PA	17602																																																																						
B-13-UC-24-0001	\$32,000.00	1	1	YES		N	06-1766080	Y	Empire Landscaping	15717 New Hampshire Avenue	Silver Spring	MD	20905																																																																						
B-13-UC-24-0001	\$102,327.00	1	1	N		N	52-1845509	N	Dalton Electric Service, Inc	3024 Miles Road	Burtonsville	MD	20866																																																																						
B-13-UC-24-0001	\$200,000	3	5	N	52-1292972	Y	NA	N	American Service and Installation Corp. (GC)	15812 Mt. Everest Lane	Silver Spring	MD	20906																																																																						
B-13-UC-24-0001	\$85,000.00	1	1	N		N	52-2166342	Y	Patrick Musser Tree Service, Inc	19801 Bucklodge Road	Boysds		20841																																																																						
B-13-UC-24-0001	\$270,000.00	1	1	N		N	52-1107027	N	Miscellaneous Metals	5719 Industry Lane	Frederick	MD	21704																																																																						
B-13-UC-24-0001	\$70,000.00	1	1	N		N	22-2020762	N	Ziegenfuss Drilling, Inc	2 Frontage Road	Ringoes	NJ	8551																																																																						
B-13-UC-24-0001	\$69,000.00	1	5	N		N	52-0895251	N	G.E. Frisco Company, Inc.	#2 S.E. Craine Highway	Upper Marlboro	MD	20774																																																																						
B-13-UC-24-0001	\$36,000.00	1	4	N		N	52-1665852	N	Cylos Inc.	11600 East Maple Avenue	Beltsville	MD	20705																																																																						
CPD: 1 = New Construction 2 = Education/Training 3 = Other 4 = Service 5 = Project Managt.														Housing/Public Housing: 1 = New Construction 2 = Substantial Rehab. 3 = Repair 4 = Service 5 = Project Managt.														6 = Professional 7 = Tenant Services 8 = Education/Training 9 = Arch./Engrg. Appraisal 0 = Other														1 = White Americans 2 = Black Americans 3 = Native Americans 4 = Hispanic Americans 5 = Asian/Pacific Americans 6 = Hasidic Jews														1 = All Insured, including Section8 2= Flexible Subsidy 3 = Section 8 Noninsured, Non-HFDA 4 = Insured (Management)														5 = Section 202 6 = HUD-Held (Management) 7 = Public/India Housing 8 = Section 811													
Previous editions are obsolete.														form HUD-2516 (8/98)																																																																					

Contract and Subcontract Activity

U.S. Department of Housing and Urban Development

OMB Approval No.: 2577-0088 (exp.10/31/2000)

OMB Approval No.: 2502-0355 (exp. 10/31/2013)

Public reporting burden for this collection of information is estimated to average .5 hours per response, including the time for reviewing instructions, searching existing data sources, gathering and maintaining the data needed, and completing and reviewing the collection of information. The information is voluntary. HUD may not collect this information, and you are not required to complete this form, unless it displays a currently valid OMB Control Number.

Executive Orders dated July 14, 1983, directs the Minority Business Development Plans shall be developed by each Federal Agency and the these annual plans shall establish minority business development objectives. The information is used by HUD to monitor and evaluate MBE activities against the total program activity and the designated minority business enterprise (MBE) goals. The Department requires the information to provide guidance and oversight for programs for the development of minority business enterprise concerning Minority Business Development. If the information is not collected HUD would not be able to establish meaningful MBE goals nor evaluate MBE performance against these goals.

Privacy Act Notice = The United States Department of Housing and Urban Development, Federal Housing Administration, is authorized to solicit the Information requested in this form by virtue of Title 12, United States Code, Section 1701 et seq., and regulation. It will not be disclosed or released outside the United States Department of Housing and Urban Development without your consent, except as required or permitted by Law.

1. Grantee/Project Owner/Developer/Sponsor/Builder/Agency		Check if:	2. Location (City, State Zip Code)
MONTGOMERY COUNTY DEPARTMENT OF HOUSING AND COMMUNITY AFFAIRS (PAGE 2)		PH	100 MARYLAND AVENUE, ROCKVILLE, MARYLAND 20850
		IH	
		CPD	Montgomery County
		Housing	

3a. Name of Contact Person		3b. Phone Number (Including Area Code)		4. Reporting Period		5. Program Code (Not applicable for CPD programs.) See explanation of Codes at bottom of Page Use a separate sheet for each program code.		6. Date Submitted to Field Office	
Trivens Kargo		240-777-3794		<input checked="" type="checkbox"/> Oct. 1 - Sept. 30 (Annual -FY2013)				10/22/2014	

Grant/Project Number or HUD Case Number or other identification of property, subdivision, dwelling unit, etc. 7a.	Amount of Contract or Subcontract 7b.	Type of Trade Code (See below) 7c.	Subcontractor Business Racial/Ethnic (See below) 7d.	Woman Owned Business (Yes or No) 7e.	Prime Contractor Identification (ID) Number 7f.	Sec. 3 7g.	Subcontractor Identification (ID) Number 7h.	Sec. 3 7i.	Contractor/Subcontractor Name and Address 7j.				
									Name	Street	City	State	Zip
B-13-UC-24-0001	23,900	2	4	N	20-4957450	N	NA	N	Weston Woodworks	23520 Pocahontas Drive	Latonsville	MD	20882
B-14-UC-24-0001	9,000	3	1	N	521303235	N	NA	N	Arocon Roofing and Construction	101 R John Street	Westminster	MD	21157
B-14-UC-24-0001	24,035	2	1	N	35-9647633	N	NA	N	Azar Construction	2800 Harris Avenue	Silver Spring	MD	20902
B-14-UC-24-0001	22,000	3	1	N	35-9647633	N	NA	N	CroppMetcalf Services	8421 Hilltop Road	Fairfax	VA	22031
B-13-UC-24-0001	65,611	2	1	N	52-2253904	N	NA	N	CFI Construction	4945 Wyaconda Road	Rockville	MD	20852
B-13-UC-24-0001	27,604	2	4	N	26-0772202	N	NA	N	Line Up Contractors	6139 Waterloo Road,	Ellicott City	MD	21043
B-13-UC-24-0001	53,030	2	1	N	35-9647633	N	NA	N	Azar Construction	2800 Harris Avenue	Silver Spring	MD	20902
B-13-UC-24-0001	38,913	2	1	N	56-2584516	N	NA	N	Ace Construction	328 Ahern Drive,	Edgewood	MD	21040
B-13-UC-24-0001	57,860	2	1	N	56-2584516	N	NA	N	Ace Construction	328 Ahern Drive,	Edgewood	MD	21040
B-13-UC-24-0001	50,600	2	1	N	56-2584516	N	NA	N	Ace Construction	328 Ahern Drive,	Edgewood	MD	21040
B-13-UC-24-0001	41,223	2	1	N	56-2584516	N	NA	N	Ace Construction	328 Ahern Drive,	Edgewood	MD	21040
B-13-UC-24-0001	34,925	2	1	N	56-2584516	N	NA	N	Ace Construction	328 Ahern Drive,	Edgewood	MD	21040

CPD:

1 = New Construction
2 = Education/Training
3 = Other

Housing/Public Housing:

1 = New Construction
2 = Substantial Rehab.
3 = Repair
4 = Service
5 = Project Mangt.
6 = Professional
7 = Tenant Services
8 = Education/Training
9 = Arch./Engrg. Appraisal
0 = Other

1 = White Americans
2 = Black Americans
3 = Native Americans
4 = Hispanic Americans
5 = Asian/Pacific Americans
6 = Hasidic Jews

1 = All Insured, including Section8
2 = Flexible Subsidy
3 = Section 8 Noninsured, Non-HFDA
4 = Insured (Management)

5 = Section 202
6 = HUD-Held (Management)
7 = Public/India Housing
8 = Section 811

Previous editions are obsolete.

form HUD-2516 (8/98)

HOME Match Report

U.S. Department of Housing and Urban Development
Office of Community Planning and Development

OMB Approval No. 2506-0171
(exp. 12/31/2012)

Part I Participant Identification

Match Contributions for
Federal Fiscal Year (yyyy) 2014

1. Participant No. (assigned by HUD) DUNS 062014378		2. Name of the Participating Jurisdiction Montgomery County, Maryland		3. Name of Contact (person completing this report) Matthew Greene	
5. Street Address of the Participating Jurisdiction 100 Maryland Avenue				4. Contact's Phone Number (include area code) 240 777-3631	
6. City Rockville		7. State MD	8. Zip Code 20850		

Part II Fiscal Year Summary

1. Excess match from prior Federal fiscal year	\$	96,905,187.80	
2. Match contributed during current Federal fiscal year (see Part III.9.)	\$	9,677,688.95	
3. Total match available for current Federal fiscal year (line 1 + line 2)			\$ 106,582,876.75
4. Match liability for current Federal fiscal year			\$ 410,993.84
5. Excess match carried over to next Federal fiscal year (line 3 minus line 4)			\$ 106,171,882.91

Part III Match Contribution for the Federal Fiscal Year

[illegible]

[illegible]

Public reporting burden for this collection of information is estimated to average 45 minutes per response, including the time for reviewing instructions, searching existing data sources, gathering and maintaining the data needed, and completing and reviewing the collection of information. This agency may not conduct or sponsor, and a person is not required to respond to, a collection of information unless that collection displays a valid OMB control number.

The HOME statute imposes a significant number of data collection and reporting requirements. This includes information on assisted properties, on the owners or tenants of the properties, and on other programmatic areas. The information will be used: 1) to assist HOME participants in managing their programs; 2) to track performance of participants in meeting fund commitment and expenditure deadlines; 3) to permit HUD to determine whether each participant meets the HOME statutory income targeting and affordability requirements; and 4) to permit HUD to determine compliance with other statutory and regulatory program requirements. This data collection is authorized under Title II of the Cranston-Gonzalez National Affordable Housing Act or related authorities. Access to Federal grant funds is contingent on the reporting of certain project-specific data elements. Records of information collected will be maintained by the recipients of the assistance. Information on activities and expenditures of grant funds is public information and is generally available for disclosure. Recipients are responsible for ensuring confidentiality when public disclosure is not required.

Instructions for the HOME Match Report

Applicability:

The HOME Match Report is part of the HOME APR and must be filled out by every participating jurisdiction that incurred a match liability. Match liability occurs when FY 1993 funds (or subsequent year funds) are drawn down from the U.S. Treasury for HOME projects. A Participating Jurisdiction (PJ) may start counting match contributions as of the beginning of Federal Fiscal Year 1993 (October 1, 1992). A jurisdiction not required to submit this report, either because it did not incur any match or because it had a full match reduction, may submit a HOME Match Report if it wishes. The match would count as excess match that is carried over to subsequent years. The match reported on this form must have been contributed during the reporting period (between October 1 and September 30).

Timing:

This form is to be submitted as part of the HOME APR on or before December 31. The original is sent to the HUD Field Office. One copy is sent to the

Office of Affordable Housing Programs, CGHF
Room 7176, HUD, 451 7th Street, S.W.
Washington, D.C. 20410.

The participating jurisdiction also keeps a copy.

Instructions for Part II:

1. **Excess match from prior Federal fiscal year:** Excess match carried over from prior Federal fiscal year.
2. **Match contributed during current Federal fiscal year:** The total amount of match contributions for all projects listed under Part III in column 9 for the Federal fiscal year.

3. **Total match available for current Federal fiscal year:** The sum of excess match carried over from the prior Federal fiscal year (Part II, line 1) and the total match contribution for the current Federal fiscal year (Part II, line 2). This sum is the total match available for the Federal fiscal year.

4. **Match liability for current Federal fiscal year:** The amount of match liability is available from HUD and is provided periodically to PJs. The match must be provided in the current year. The amount of match that must be provided is based on the amount of HOME funds drawn from the U.S. Treasury for HOME projects. The amount of match required equals 25% of the amount drawn down for HOME projects during the Federal fiscal year. Excess match may be carried over and used to meet match liability for subsequent years (see Part II line 5). Funds drawn down for administrative costs, CHDO operating expenses, and CHDO capacity building do not have to be matched. Funds drawn down for CHDO seed money and/or technical assistance loans do not have to be matched if the project does not go forward. A jurisdiction is allowed to get a partial reduction (50%) of match if it meets one of two statutory distress criteria, indicating “fiscal distress,” or else a full reduction (100%) of match if it meets both criteria, indicating “severe fiscal distress.” The two criteria are poverty rate (must be equal to or greater than 125% of the average national family poverty rate to qualify for a reduction) and per capita income (must be less than 75% of the national average per capita income to qualify for a reduction). In addition, a jurisdiction can get a full reduction if it is declared a disaster area under the Robert T. Stafford Disaster Relief and Emergency Act.

5. **Excess match carried over to next Federal fiscal year:** The total match available for the current Federal fiscal year (Part II, line 3) minus the match liability for the current Federal fiscal year (Part II, line 4). Excess match may be carried over and applied to future HOME project match liability.

Instructions for Part III:

1. **Project No. or Other ID:** “Project number” is assigned by the C/MI System when the PJ makes a project setup call. These projects involve at least some Treasury funds. If the HOME project does not involve Treasury funds, it must be identified with “other ID” as follows: the fiscal year (last two digits only), followed by a number (starting from “01” for the first non-Treasury-funded project of the fiscal year), and then at least one of the following abbreviations: “SF” for project using shortfall funds, “PI” for projects using program income, and “NON” for non-HOME-assisted affordable housing. Example: 93.01.SF, 93.02.PI, 93.03.NON, etc.

Shortfall funds are non-HOME funds used to make up the difference between the participation threshold and the amount of HOME funds allocated to the PJ; the participation threshold requirement applies only in the PJ’s first year of eligibility. [§92.102]

Program income (also called “repayment income”) is any return on the investment of HOME funds. This income must be deposited in the jurisdiction’s HOME account to be used for HOME projects. [§92.503(b)]

Non-HOME-assisted affordable housing is investment in housing not assisted by HOME funds that would qualify as “affordable housing” under the HOME Program definitions. “NON” funds must be contributed to a specific project; it is not sufficient to make a contribution to an entity engaged in developing affordable housing. [§92.219(b)]

2. **Date of Contribution:** Enter the date of contribution. Multiple entries may be made on a single line as long as the contributions were made during the current fiscal year. In such cases, if the contributions were made at different dates during the year, enter the date of the last contribution.
3. **Cash:** Cash contributions from non-Federal resources. This means the funds are contributed permanently to the HOME Program regardless of the form of investment the jurisdiction provides to a project. Therefore all repayment, interest, or other return on investment of the contribution must be deposited in the PJ’s HOME account to be used for HOME projects. The PJ, non-Federal public entities (State/local governments), private entities, and individuals can make contributions. The grant equivalent of a below-market interest rate loan to the project is eligible when the loan is not repayable to the PJ’s HOME account. [§92.220(a)(1)] In addition, a cash contribution can count as match if it is used for eligible costs defined under §92.206 (except administrative costs and CHDO operating expenses) or under §92.209, or for the following non-eligible costs: the value of non-Federal funds used to remove and relocate ECHO units to accommodate eligible tenants, a project reserve account for replacements, a project reserve account for unanticipated increases in operating costs, operating subsidies, or costs relating to the portion of a mixed-income or mixed-use project not related to the affordable housing units. [§92.219(c)]
4. **Foregone Taxes, Fees, Charges:** Taxes, fees, and charges that are normally and customarily charged but have been waived, foregone, or deferred in a manner that achieves affordability of the HOME-assisted housing. This includes State tax credits for low-income housing development. The amount of real estate taxes may be based on the

post-improvement property value. For those taxes, fees, or charges given for future years, the value is the present discounted cash value. [§92.220(a)(2)]

5. **Appraised Land/Real Property:** The appraised value, before the HOME assistance is provided and minus any debt burden, lien, or other encumbrance, of land or other real property, not acquired with Federal resources. The appraisal must be made by an independent, certified appraiser. [§92.220(a)(3)]
6. **Required Infrastructure:** The cost of investment, not made with Federal resources, in on-site and off-site infrastructure directly required for HOME-assisted affordable housing. The infrastructure must have been completed no earlier than 12 months before HOME funds were committed. [§92.220(a)(4)]
7. **Site preparation, Construction materials, Donated labor:** The reasonable value of any site-preparation and construction materials, not acquired with Federal resources, and any donated or voluntary labor (see §92.354(b)) in connection with the site-preparation for, or construction or rehabilitation of, affordable housing. The value of site-preparation and construction materials is determined in accordance with the PJ’s cost estimate procedures. The value of donated or voluntary labor is determined by a single rate (“labor rate”) to be published annually in the Notice Of Funding Availability (NOFA) for the HOME Program. [§92.220(6)]
8. **Bond Financing:** Multifamily and single-family project bond financing must be validly issued by a State or local government (or an agency, instrumentality, or political subdivision thereof). 50% of a loan from bond proceeds made to a multifamily affordable housing project owner can count as match. 25% of a loan from bond proceeds made to a single-family affordable housing project owner can count as match. Loans from all bond proceeds, including excess bond match from prior years, may not exceed 25% of a PJ’s total annual match contribution. [§92.220(a)(5)] The amount in excess of the 25% cap for bonds may carry over, and the excess will count as part of the statutory limit of up to 25% per year. Requirements regarding

bond financing as an eligible source of match will be available upon publication of the implementing regulation early in FY 1994.

9. **Total Match:** Total of items 3 through 8. This is the total match contribution for each project identified in item 1.

Ineligible forms of match include:

1. Contributions made with or derived from Federal resources e.g. CDBG funds [§92.220(b)(1)]
2. Interest rate subsidy attributable to the Federal tax-exemption on financing or the value attributable to Federal tax credits [§92.220(b)(2)]
3. Contributions from builders, contractors or investors, including owner equity, involved with HOME-assisted projects. [§92.220(b)(3)]
4. Sweat equity [§92.220(b)(4)]
5. Contributions from applicants/recipients of HOME assistance [§92.220(b)(5)]
6. Fees/charges that are associated with the HOME Program only, rather than normally and customarily charged on all transactions or projects [§92.220(a)(2)]
7. Administrative costs

DHCA PROGRAM MONITORING REVIEW FORM – FY15 – 16 – 17

Contract Monitor _____

Site Visit Date:		DHCA Visit Date:		Contact:		
Grantee Name:				Phone:		
Project #:				Email:		
Contractor Address:				Service Delivery Address (if different):		
Program Name:				Services Provided:		
Contract Amount: _____		CDBG	HOME	ESG	COUNTY	OTHER (specify)
yr 1	yr2	yr3				
Notice to Proceed Date:				Total \$ Billed to Date:		
Contract End Date:						
Other funds thru County:						
Agency:		Amount:		Period:		Contact:
LEVERAGING:						

FILE GENERAL

DOCUMENTS REVIEWED	HCA	CLIENT	COMMENTS
CONTRACT			
DATE NOTICE TO PROCEED			
501(C)(3)			
	NA	YES	NO
INSURANCE (+Dates of Coverage)			
CONTRACT EXTENSION(S)			

GENERAL OBSERVATIONS:
RECOMMENDED IMPROVEMENTS:
CLIENT REQUEST ANY SPECIFIC TA?
FOLLOW-UP OR CORRECTIVE ACTIVITIES:
DHCA OVERALL RATING:
OTHER COMMENTS:

Grantee Name:_____ **Monitoring Date:**_____

CLIENT GENERAL

MAINTAIN DOCS 4 YRS?	
IF SUBCONTRACTS, COMPET?	
IF CONSTRUCTION, DB?	

FINANCIAL

BILLING	NA	YES	NO	COMMENTS
CURRENT BAL/RCPT SUMRY?				
INVOICING TRACKNG CLEAR?				
TIME SHEETS FOR LABOR?				
REIMBURSABLES BACKUP?				
INVOICES START AFTER NTP?				
INVOICE AMTS = BUDGET?				
HOW DOCUMENT DISBURSEMENTS?				
ELECTRONIC TRACKING?				

BENEFICIARIES

CDBG QUART BDR SUBMITTED _____	IF COUNTY SEMI ANN REPTS SUBMITTED _____		
BENEFICIARIES	YES	NO	COMMENTS
TARGET POPULATION			
SOLID INCOME DOCUMENTAT?			
-How Collected?			
-How Documented?			
TOTAL BENEFICIARIES PER CONTRACT:			
TOTAL BENEFICIARIES REPORTED:			

FACILITY / SITE

FACILITY	YES	NO	COMMENTS
STAFF AND EQUIPMENT ADEQUATE			
ACCESSIBLE			
ANY FACILITY CONCERNS			
OTHER			

ACTIVITIES

ACTIVITIES OBSERVED? Yes _____ NA _____	Consistent w/ BDR's? YES _____ NO _____
# CLIENTS OBSERVED: ACTIVITIES OBSERVED: CLIENTS SATISFIED?	Consistent w/ Scope of Work? YES _____ NO _____

Objectives to End Chronic Homelessness and Move Families and Individuals to Permanent Housing	Local Action Steps	Lead Person	Current Progress	Baseline (Current Level)	Numeric Achievement in 12 months	Numeric or Percentage to Achieve in five years	Numeric or Percentage to Achieve in ten years
	How are you going to do it? List action steps to be completed within the next 12 months.	List name and title or organization of one person responsible for accomplishing each action step.					
1. Create new PH beds for chronically homeless persons.	The CoC will take steps to create new chronically homeless beds, will evaluate progress quarterly , and will assign additional beds in the CoC if new beds cannot be developed	Montgomery County Department of Health & Human Services (DHHS) Special Needs Housing, CoC Housing Leadership Committee, which includes all partners and the community.	The Dwelling Place continues to operate New Opportunity Homes, providing 6 units for chronically homeless families.	Number of Chronic Homeless 181 (PIT 2014)	10% reduction in PIT 2015 to 162	80% of vacancies will be prioritized for chronic homeless	CoC goal to reach Functional Zero
	Utilize county-funded deep rental subsidy program for chronically homeless individuals.	DHHS Special Needs Housing and community partners	As a part of the 100,000 Homes Campaign, the County Council approved an appropriation to serve vulnerable and chronically homeless adults. Funding was sufficient for 15 homeless adults. In FY15 the County Council approved another appropriation for vulnerable and chronically homeless which will serve an additional 16 homeless adults. As a part of the 2014 NOFA, providers agreed to prioritize vacancies for chronically homeless in alignment with the strategic plan to end chronic homelessness by December 2017				
	The Veterans Affairs Medical Center in Washington, DC will collaborate with the Housing Opportunities Commission; as well as, homeless outreach providers and emergency shelter providers to utilize 25 VASH vouchers for chronically homeless households.	Montgomery County Department of Health & Human Services (DHHS) Special Needs Housing, CoC Housing Leadership Committee, which includes all partners and the community.	The Veterans Affairs continues to work with CoC in identifying and lobby for additional VASH vouchers. The total number of VASH vouchers remain 65 , though not all VASH vouchers are for the chronically homeless				
	Each year apply for HUD Permanent Housing Bonus money for new projects	Special Needs Housing CoC non-profit providers	In 2014 the CoC was not awarded the Bonus Project for permanent supportive housing. HUD has indicated there will be bonus project funding in the 2015 NOFA.				
	Link participants to mental health, substance abuse, healthcare, financial counseling, emergency rent and utility assistance, life skills, and parenting.	Montgomery County DHHS and Community Partners	Special Needs Housing monitors shelter and housing providers for contract compliance, but also provide technical and clinical support to ensure customer service.				

Objectives to End Chronic Homelessness and Move Families and Individuals to Permanent Housing	Local Action Steps	Lead Person	Current Progress	Baseline (Current Level)	Numeric Achievement in 12 months	Numeric or Percentage to Achieve in five years	Numeric or Percentage to Achieve in ten years
	How are you going to do it? List action steps to be completed within the next 12 months.	List name and title or organization of one person responsible for accomplishing each action step.					
2. Increase percentage of homeless persons staying in PH over 6 months to at least 80%	Disseminate best practices on integrating property management and supportive services to all housing providers.	Montgomery County DHHS and Community Partners	DHHS provides on-going opportunities for trainings, in services specifically to addresses issues and disseminate up to date information regarding available services.	94% (2013 baseline)	94% (plan to maintain)	94%	94%
	Ensure providers partner with outpatient mental health providers for offsite psychiatric rehabilitation and Assertive Community Treatment.	Montgomery County DHHS and Community Partners	Special Needs Housing solicited and contracted a Homeless Outreach Provider that outreaches to all homeless person's in Montgomery County. This contractor is also the vendor for Assertive Community Treatment, which provides psychiatric services until the client can be connected to the Public Mental Health system.				
3. Increase percentage of homeless persons moving from TH to PH to at least 65%.	Provide funding to the NCCF Supportive Housing Project to enhance case management and further improve program outcomes to permanent housing	Montgomery County DHHS and Community Partners	DHHS continues to provide support.	62% (2013 baseline)	76% (Achieved in the NOFA 2014)	78%	80%
	Continue to create and implement PSH housing to serve participants with the majority referred from transitional shelters and Safe Havens programs.	Montgomery County DHHS and Community Partners	Montgomery County expanded housing for vulnerable and chronically homeless individuals. In collaboration with DHCA, transitional housing options were also provided for families. The County will work with providers to develop employment and vocational services to assist in the income of individuals and families to support obtaining permanent housing.				

Objectives to End Chronic Homelessness and Move Families and Individuals to Permanent Housing	Local Action Steps	Lead Person	Current Progress	Baseline (Current Level)	Numeric Achievement in 12 months	Numeric or Percentage to Achieve in five years	Numeric or Percentage to Achieve in ten years
	How are you going to do it? List action steps to be completed within the next 12 months.	List name and title or organization of one person responsible for accomplishing each action step.					
4. Increase percentage of homeless persons employed at exit to at least 20%.	Coordinate with Workforce Development to ensure that the homeless have access to this mainstream service.	Montgomery County DHHS and Community Partners	MCDHHS meet this objective during 2012 NOFA and continues to work with vendors to improve this objective. Two vendors received Community Grants to provide vocational and employment services. All programs continue to work closely with vocational programs and employment services to assist participants in obtaining, stabilizing or increasing income.	17% (2013 baseline)	20% (Achieved in the NOFA 2014)	23%	25%
	Increase employment supports and vocational training targeted to chronically homeless persons. This is a challenging objective as most of the chronically homeless have a disability. The CoC also tracked the percentage of clients that increased their income from other entitlement benefits and that was 30%.	Montgomery County DHHS and Community Partners	DHHS continues to support vocational training and job placement programs within the CoC. Programs are located in the community, emergency shelters and via day program services. Through these programs, clients can access computers, receive assistance with resume writing, job referrals & training opportunities.				
5. Ensure that the CoC has a functional HMIS system.	Ensure that CoC has operational HMIS that meets HUD requirements and privacy regulations	Montgomery County DHHS and Community Partners	DHHS provides direct operational support to HMIS to ensure it meets HUD requirements. This includes a merit position and a contract position.	90% Bed Coverage	90% Bed Coverage	100% Bed Coverage	100% Bed Coverage
	Augment annual point-in-time census of homeless persons using new HMIS, including annual length of stay and level of service utilization.	Montgomery County DHHS and Community Partners	DHHS continues to adjust the point-in-time census to provide accurate information which includes length of stay, this is done by monthly data quality reviews.				
	Emergency shelters will continue to use rapid re-housing model with goal to re-house families within 30 days.	Montgomery County DHHS and Community Partners	MC DHHS is struggling to meet this objective. The average length of stay in family shelter is over 100 days do to limited income and affordable housing. In addition, many families have significant housing barriers such as pervious evictions, poor credit, low income, criminal history background, and behavioral				

Objectives to End Chronic Homelessness and Move Families and Individuals to Permanent Housing	Local Action Steps	Lead Person	Current Progress	Baseline (Current Level)	Numeric Achievement in 12 months	Numeric or Percentage to Achieve in five years	Numeric or Percentage to Achieve in ten years
	How are you going to do it? List action steps to be completed within the next 12 months.	List name and title or organization of one person responsible for accomplishing each action step.					
6. Decrease the number of homeless households with children.	Montgomery County Dept. of Health and Human Services (MCDHHS) will use housing locators to help participants obtain permanent housing	Montgomery County DHHS and Community Partners	HOC contract with DHHS to provide a housing locator and this has been helpful to secure units.	91 (2014 PIT Count)	# did not decrease but increased to 117 in 2015 PIT Count	With increased funding and Standard Operating Procedure, it is estimated the 2016 PIT Count will decrease to 70	CoC goal to reach Functional Zero by 2020
	MCDHHS will continue & Rapid Re-housing Program.	Montgomery County DHHS and Community Partners	Montgomery County CoC utilizes Emergency Solutions Grant to fund Rapid Re-Housing for families and individuals, the County funds are utilized for families. The program model will provide security deposit and first month rent, and a subsidy for 11 months with case management to support families and address barriers to maintain housing after the subsidy ends.				
	DHHS and Emergency Assistance Coalition groups will provide homelessness prevention grants including Emergency Food & Shelter Program funds.	Montgomery County DHHS and Community Partners	Montgomery County continues to provide prevention grants and supportive services. DHHS approved 3,745 grants.				
	Neighborhood Opportunity Network (NON), a nonprofit/MCDHHS partnership will conduct outreach to high risk neighborhoods.	Montgomery County DHHS and Community Partners					
	MCDHHS will coordinate with the public school system (MCPS) to connect homeless and at-risk families identified by the school system with help.	Montgomery County DHHS and Community Partners	Montgomery County DHHS continues to have a Memorandum of Agreement with MCPS. In addition, MCPS provides transportation to home schools for homeless families and tutoring ins shelters if requested.				



U.S. Department of Housing and Urban Development
Office of Community Planning and Development
Integrated Disbursement and Information System
CDBG Activity Summary Report (GPR) for Program Year 2014
MONTGOMERY COUNTY

Date: 03-Sep-2015
Time: 13:38
Page: 1

PGM Year: 1994
Project: 0002 - CONVERTED CDBG ACTIVITIES
IDIS Activity: 115 - CONTINGENCY

Status: Open
Location: ,
Objective:
Outcome:
Matrix Code: General Program Administration (21A) **National Objective:**

Initial Funding Date: 07/01/1992

Description:

Financing

No data returned for this view. This might be because the applied filter excludes all data.

Proposed Accomplishments

Actual Accomplishments

Number assisted:

	Owner		Renter		Total		Person	
	Total	Hispanic	Total	Hispanic	Total	Hispanic	Total	Hispanic
White:					0	0		
Black/African American:					0	0		
Asian:					0	0		
American Indian/Alaskan Native:					0	0		
Native Hawaiian/Other Pacific Islander:					0	0		
American Indian/Alaskan Native & White:					0	0		
Asian White:					0	0		
Black/African American & White:					0	0		
American Indian/Alaskan Native & Black/African American:					0	0		
Other multi-racial:					0	0		
Asian/Pacific Islander:					0	0		
Hispanic:					0	0		
Total:	0	0	0	0	0	0	0	0



U.S. Department of Housing and Urban Development
Office of Community Planning and Development
Integrated Disbursement and Information System
CDBG Activity Summary Report (GPR) for Program Year 2014
MONTGOMERY COUNTY

Date: 03-Sep-2015
Time: 13:38
Page: 156

PGM Year: 2014

Project: 0003 - Focused Neighborhood Assistance

IDIS Activity: 2854 - Focused Neighborhood Assistance

Status: Open

Location: 100 Maryland Ave Rockville, MD 20850-2322

Objective: Create suitable living environments

Outcome: Availability/accessibility

Matrix Code: Public Facilities and Improvement
(General) (03)

National Objective: LMA

Initial Funding Date: 09/09/2014

Description:

This project provides for focused neighborhood assistance in selected neighborhoods with a primary focus on residential areas.
Project elements will comprehensively address community needs for neighborhood preservation and enhancement.

Financing

	Fund Type	Grant Year	Grant	Funded Amount	Drawn In Program Year	Drawn Thru Program Year
CDBG	EN	Pre-2015		\$1,145,000.00	\$0.00	\$0.00
		2012	B12UC240001		\$42,232.77	\$42,232.77
		2013	B13UC240001		\$212,932.87	\$212,932.87
		2014	B14UC240001		\$0.00	\$0.00
Total	Total			\$1,145,000.00	\$255,165.64	\$255,165.64

Proposed Accomplishments

People (General) : 200

Total Population in Service Area: 4,265

Census Tract Percent Low / Mod: 44.80

Annual Accomplishments

No data returned for this view. This might be because the applied filter excludes all data.



U.S. Department of Housing and Urban Development
Office of Community Planning and Development
Integrated Disbursement and Information System
CDBG Activity Summary Report (GPR) for Program Year 2014
MONTGOMERY COUNTY

Date: 03-Sep-2015

Time: 13:38

Page: 157

PGM Year: 2014
Project: 0005 - Facility Planning
IDIS Activity: 2855 - Facility Planning

Status: Open

Location: ,

Objective:

Outcome:

Matrix Code: Planning (20)

National Objective:

Initial Funding Date: 09/09/2014

Description:

The fund will be used to conduct preliminary planning and design studies for a variety of projects dispersed throughout the County for possible inclusion in a future capital budget.

Financing

	Fund Type	Grant Year	Grant	Funded Amount	Drawn In Program Year	Drawn Thru Program Year
CDBG	EN	Pre-2015		\$50,000.00	\$0.00	\$0.00
		2012	B12UC240001		\$7,910.96	\$7,910.96
		2013	B13UC240001		\$42,089.04	\$42,089.04
Total	Total			\$50,000.00	\$50,000.00	\$50,000.00

Proposed Accomplishments

Actual Accomplishments

Number assisted:

	Owner		Renter		Total		Person	
	Total	Hispanic	Total	Hispanic	Total	Hispanic	Total	Hispanic
White:					0	0		
Black/African American:					0	0		
Asian:					0	0		
American Indian/Alaskan Native:					0	0		
Native Hawaiian/Other Pacific Islander:					0	0		
American Indian/Alaskan Native & White:					0	0		
Asian White:					0	0		
Black/African American & White:					0	0		
American Indian/Alaskan Native & Black/African American:					0	0		
Other multi-racial:					0	0		
Asian/Pacific Islander:					0	0		
Hispanic:					0	0		
Total:	0	0	0	0	0	0	0	0

Female-headed Households:

0



U.S. Department of Housing and Urban Development
Office of Community Planning and Development
Integrated Disbursement and Information System
CDBG Activity Summary Report (GPR) for Program Year 2014
MONTGOMERY COUNTY

Date: 03-Sep-2015

Time: 13:38

Page: 158

Income Category:

	Owner	Renter	Total	Person
Extremely Low			0	
Low Mod			0	
Moderate			0	
Non Low Moderate			0	
Total	0	0	0	0
Percent Low/Mod				

Annual Accomplishments

No data returned for this view. This might be because the applied filter excludes all data.



U.S. Department of Housing and Urban Development
Office of Community Planning and Development
Integrated Disbursement and Information System
CDBG Activity Summary Report (GPR) for Program Year 2014
MONTGOMERY COUNTY

Date: 03-Sep-2015
Time: 13:38
Page: 159

PGM Year: 2014
Project: 0004 - Code Enforcement
IDIS Activity: 2856 - Code Enforcement

Status: Completed 9/2/2015 2:32:15 PM
Location: 100 Maryland Ave Rockville, MD 20850-2322

Objective: Create suitable living environments
Outcome: Availability/accessibility
Matrix Code: Code Enforcement (15)

National Objective: LMA

Initial Funding Date: 09/09/2014

Description:

Funds will be used to partially cover costs incurred for code enforcement efforts in low-and moderate income areas in conjunction with other public or private improvements and services

Financing

	Fund Type	Grant Year	Grant	Funded Amount	Drawn In Program Year	Drawn Thru Program Year
CDBG	EN	Pre-2015		\$218,909.86	\$0.00	\$0.00
		2012	B12UC240001		\$32,771.89	\$32,771.89
		2013	B13UC240001		\$166,866.82	\$166,866.82
		2014	B14UC240001		\$0.00	\$0.00
Total	Total			\$218,909.86	\$199,638.71	\$199,638.71

Proposed Accomplishments

People (General) : 1,627
Total Population in Service Area: 2,299
Census Tract Percent Low / Mod: 70.80

Annual Accomplishments

Years	Accomplishment Narrative	# Benefitting
2014	1627 people benefit from the project	



U.S. Department of Housing and Urban Development
Office of Community Planning and Development
Integrated Disbursement and Information System
CDBG Activity Summary Report (GPR) for Program Year 2014
MONTGOMERY COUNTY

Date: 03-Sep-2015
Time: 13:38
Page: 160

PGM Year: 2014
Project: 0001 - Housing Acquisition and Preservation
IDIS Activity: 2857 - Hsg. Rehab & Production (BG8002)

Status: Open
Location: 100 Maryland Ave Rockville, MD 20850-2322

Objective: Create suitable living environments
Outcome: Availability/accessibility
Matrix Code: Rehab; Single-Unit Residential (14A) **National Objective:** LMH

Initial Funding Date: 09/09/2014

Description:

TBD

Financing

	Fund Type	Grant Year	Grant	Funded Amount	Drawn In Program Year	Drawn Thru Program Year
CDBG	EN	Pre-2015		\$250,000.00	\$0.00	\$0.00
		2012	B12UC240001		\$24,668.88	\$24,668.88
		2013	B13UC240001		\$149,065.55	\$149,065.55
		2014	B14UC240001		\$0.00	\$0.00
Total	Total			\$250,000.00	\$173,734.43	\$173,734.43

Proposed Accomplishments

Housing Units : 10

Actual Accomplishments

Number assisted:

	Owner		Renter		Total		Person	
	Total	Hispanic	Total	Hispanic	Total	Hispanic	Total	Hispanic
White:	0	0	0	0	0	0		0
Black/African American:	0	0	0	0	0	0	0	0
Asian:	0	0	0	0	0	0	0	0
American Indian/Alaskan Native:	0	0	0	0	0	0	0	0
Native Hawaiian/Other Pacific Islander:	0	0	0	0	0	0	0	0
American Indian/Alaskan Native & White:	0	0	0	0	0	0	0	0
Asian White:	0	0	0	0	0	0	0	0
Black/African American & White:	0	0	0	0	0	0	0	0
American Indian/Alaskan Native & Black/African American:	0	0	0	0	0	0	0	0
Other multi-racial:	0	0	0	0	0	0	0	0
Asian/Pacific Islander:	0	0	0	0	0	0	0	0
Hispanic:	0	0	0	0	0	0	0	0



U.S. Department of Housing and Urban Development
Office of Community Planning and Development
Integrated Disbursement and Information System
CDBG Activity Summary Report (GPR) for Program Year 2014
MONTGOMERY COUNTY

Date: 03-Sep-2015

Time: 13:38

Page: 161

Total:	0	0	0	0	0	0	0	0
---------------	----------	----------	----------	----------	----------	----------	----------	----------

Female-headed Households:	0		0		0			
---------------------------	---	--	---	--	---	--	--	--

Income Category:

	Owner	Renter	Total	Person
Extremely Low	0	0	0	0
Low Mod	0	0	0	0
Moderate	0	0	0	0
Non Low Moderate	0	0	0	0
Total	0	0	0	0
Percent Low/Mod				

Annual Accomplishments

No data returned for this view. This might be because the applied filter excludes all data.



U.S. Department of Housing and Urban Development
Office of Community Planning and Development
Integrated Disbursement and Information System
CDBG Activity Summary Report (GPR) for Program Year 2014
MONTGOMERY COUNTY

Date: 03-Sep-2015
Time: 13:38
Page: 162

PGM Year:	2014		
Project:	0006 - Administration (capped)		
IDIS Activity:	2858 - Administration		
Status:	Open	Objective:	
Location:	,	Outcome:	
		Matrix Code:	General Program Administration (21A)
		National Objective:	

Initial Funding Date: 09/09/2014

Description:

This will fund DHCAA's staff in planning, administration and monitoring of the CDBG program, including preparation of the Consolidated Plan, staff support for a citizens advisory committee, environmental reviews, preparation of contracts, payment processing and auditing, federal reporting and loan servicing

Financing

	Fund Type	Grant Year	Grant	Funded Amount	Drawn In Program Year	Drawn Thru Program Year
CDBG	EN	Pre-2015		\$766,000.00	\$0.00	\$0.00
		2012	B12UC240001		\$120,319.74	\$120,319.74
		2013	B13UC240001		\$630,716.72	\$630,716.72
		2014	B14UC240001		\$0.00	\$0.00
Total	Total			\$766,000.00	\$751,036.46	\$751,036.46

Proposed Accomplishments

Actual Accomplishments

Number assisted:

	Owner		Renter		Total		Person	
	Total	Hispanic	Total	Hispanic	Total	Hispanic	Total	Hispanic
White:					0	0		
Black/African American:					0	0		
Asian:					0	0		
American Indian/Alaskan Native:					0	0		
Native Hawaiian/Other Pacific Islander:					0	0		
American Indian/Alaskan Native & White:					0	0		
Asian White:					0	0		
Black/African American & White:					0	0		
American Indian/Alaskan Native & Black/African American:					0	0		
Other multi-racial:					0	0		
Asian/Pacific Islander:					0	0		
Hispanic:					0	0		



U.S. Department of Housing and Urban Development
Office of Community Planning and Development
Integrated Disbursement and Information System
CDBG Activity Summary Report (GPR) for Program Year 2014
MONTGOMERY COUNTY

Date: 03-Sep-2015

Time: 13:38

Page: 163

Total: 0 0 0 0 0 0 0 0

Female-headed Households: 0

Income Category:

	Owner	Renter	Total	Person
Extremely Low			0	
Low Mod			0	
Moderate			0	
Non Low Moderate			0	
Total	0	0	0	0
Percent Low/Mod				

Annual Accomplishments

No data returned for this view. This might be because the applied filter excludes all data.



U.S. Department of Housing and Urban Development
Office of Community Planning and Development
Integrated Disbursement and Information System
CDBG Activity Summary Report (GPR) for Program Year 2014
MONTGOMERY COUNTY

Date: 03-Sep-2015
Time: 13:38
Page: 164

PGM Year:	2014				
Project:	0008 - Asian American LEAD Leadership -Asian American LEAD MD High School Program				
IDIS Activity:	2860 - Asian American LEAD Leadership -Asian American LEAD MD High School Program				
Status:	Open		Objective:	Create economic opportunities	
Location:	100 Maryland Ave Rockville, MD 20850-2322		Outcome:	Availability/accessibility	
			Matrix Code:	Public Services (General) (05)	
			National Objective:	LMC	

Initial Funding Date: 09/09/2014

Description:

Provide immigration legal assistance to low-income Asian immigrants.
The Countywide program will benefit 50 people.

Financing

	Fund Type	Grant Year	Grant	Funded Amount	Drawn In Program Year	Drawn Thru Program Year
CDBG	EN	Pre-2015		\$45,000.00	\$0.00	\$0.00
		2013	B13UC240001		\$37,388.64	\$37,388.64
		2014	B14UC240001		\$0.00	\$0.00
Total	Total			\$45,000.00	\$37,388.64	\$37,388.64

Proposed Accomplishments

People (General) : 50

Actual Accomplishments

Number assisted:

	Owner		Renter		Total		Person	
	Total	Hispanic	Total	Hispanic	Total	Hispanic	Total	Hispanic
White:	0	0	0	0	0	0	8	2
Black/African American:	0	0	0	0	0	0	0	0
Asian:	0	0	0	0	0	0	123	0
American Indian/Alaskan Native:	0	0	0	0	0	0	0	0
Native Hawaiian/Other Pacific Islander:	0	0	0	0	0	0	2	0
American Indian/Alaskan Native & White:	0	0	0	0	0	0	0	0
Asian White:	0	0	0	0	0	0	2	0
Black/African American & White:	0	0	0	0	0	0	0	0
American Indian/Alaskan Native & Black/African American:	0	0	0	0	0	0	0	0
Other multi-racial:	0	0	0	0	0	0	6	0
Asian/Pacific Islander:	0	0	0	0	0	0	0	0
Hispanic:	0	0	0	0	0	0	0	0
Total:	0	0	0	0	0	0	141	2



U.S. Department of Housing and Urban Development
Office of Community Planning and Development
Integrated Disbursement and Information System
CDBG Activity Summary Report (GPR) for Program Year 2014
MONTGOMERY COUNTY

Date: 03-Sep-2015
Time: 13:38
Page: 165

Female-headed Households: 0 0 0

Income Category:

	Owner	Renter	Total	Person
Extremely Low	0	0	0	42
Low Mod	0	0	0	63
Moderate	0	0	0	24
Non Low Moderate	0	0	0	12
Total	0	0	0	141
Percent Low/Mod				91.5%

Annual Accomplishments

Years	Accomplishment Narrative	# Benefitting
2014	141 people served as of date	



U.S. Department of Housing and Urban Development
Office of Community Planning and Development
Integrated Disbursement and Information System
CDBG Activity Summary Report (GPR) for Program Year 2014
MONTGOMERY COUNTY

Date: 03-Sep-2015
Time: 13:38
Page: 166

PGM Year: 2014
Project: 0009 - The Boys and Girls Clubs of Greater Washington- Power Hour
IDIS Activity: 2861 - BOYS & GIRLS CLUB EDUCATION

Status: Open
Location: 100 Maryland Ave Rockville, MD 20850-2322

Objective: Create economic opportunities
Outcome: Availability/accessibility
Matrix Code: Public Services (General) (05)

National Objective: LMC

Initial Funding Date: 09/09/2014

Description:

Provide homework assistance, tutor & reading time for elementary students at the Germantown Boys & Girls club.
An estimated 50 students will benefit.

Financing

	Fund Type	Grant Year	Grant	Funded Amount	Drawn In Program Year	Drawn Thru Program Year
CDBG	EN	Pre-2015		\$39,410.00	\$0.00	\$0.00
		2013	B13UC240001		\$32,471.95	\$32,471.95
		2014	B14UC240001		\$0.00	\$0.00
Total	Total			\$39,410.00	\$32,471.95	\$32,471.95

Proposed Accomplishments

People (General) : 50

Actual Accomplishments

Number assisted:

	Owner		Renter		Total		Person	
	Total	Hispanic	Total	Hispanic	Total	Hispanic	Total	Hispanic
White:	0	0	0	0	0	0	17	0
Black/African American:	0	0	0	0	0	0	112	0
Asian:	0	0	0	0	0	0	7	0
American Indian/Alaskan Native:	0	0	0	0	0	0	0	0
Native Hawaiian/Other Pacific Islander:	0	0	0	0	0	0	0	0
American Indian/Alaskan Native & White:	0	0	0	0	0	0	0	0
Asian White:	0	0	0	0	0	0	0	0
Black/African American & White:	0	0	0	0	0	0	0	0
American Indian/Alaskan Native & Black/African American:	0	0	0	0	0	0	0	0
Other multi-racial:	0	0	0	0	0	0	35	0
Asian/Pacific Islander:	0	0	0	0	0	0	0	0
Hispanic:	0	0	0	0	0	0	0	0
Total:	0	0	0	0	0	0	171	0



U.S. Department of Housing and Urban Development
Office of Community Planning and Development
Integrated Disbursement and Information System
CDBG Activity Summary Report (GPR) for Program Year 2014
MONTGOMERY COUNTY

Date: 03-Sep-2015
Time: 13:38
Page: 167

Female-headed Households: 0 0 0

Income Category:

	Owner	Renter	Total	Person
Extremely Low	0	0	0	171
Low Mod	0	0	0	0
Moderate	0	0	0	0
Non Low Moderate	0	0	0	0
Total	0	0	0	171
Percent Low/Mod				100.0%

Annual Accomplishments

Years	Accomplishment Narrative	# Benefitting
2014	171 people served as of date	



U.S. Department of Housing and Urban Development
Office of Community Planning and Development
Integrated Disbursement and Information System
CDBG Activity Summary Report (GPR) for Program Year 2014
MONTGOMERY COUNTY

Date: 03-Sep-2015

Time: 13:38

Page: 168

PGM Year: 2014
Project: 0010 - Catholic Charities of the Archdiocese of Washington - Immigration Legal Services
IDIS Activity: 2862 - Cath. Charities/Immigration Legal Svcs.

Status: Open
Location: 100 Maryland Ave Rockville, MD 20850-2322

Objective: Create economic opportunities

Outcome: Availability/accessibility

Matrix Code: Legal Services (05C)

National Objective: LMC

Initial Funding Date: 09/09/2014

Description:

Provide legal services to enable Montgomery County residents to resolve immigration issues in such areas as naturalization/citizenship, employment- and family-based permanent residency and consular processing.

Financing

	Fund Type	Grant Year	Grant	Funded Amount	Drawn In Program Year	Drawn Thru Program Year
CDBG	EN	Pre-2015		\$36,820.00	\$0.00	\$0.00
		2013	B13UC240001		\$30,388.30	\$30,388.30
		2014	B14UC240001		\$0.00	\$0.00
Total	Total			\$36,820.00	\$30,388.30	\$30,388.30

Proposed Accomplishments

People (General) : 100

Actual Accomplishments

Number assisted:

	Owner		Renter		Total		Person	
	Total	Hispanic	Total	Hispanic	Total	Hispanic	Total	Hispanic
White:	0	0	0	0	0	0	148	140
Black/African American:	0	0	0	0	0	0	30	0
Asian:	0	0	0	0	0	0	5	0
American Indian/Alaskan Native:	0	0	0	0	0	0	0	0
Native Hawaiian/Other Pacific Islander:	0	0	0	0	0	0	0	0
American Indian/Alaskan Native & White:	0	0	0	0	0	0	0	0
Asian White:	0	0	0	0	0	0	0	0
Black/African American & White:	0	0	0	0	0	0	2	0
American Indian/Alaskan Native & Black/African American:	0	0	0	0	0	0	0	0
Other multi-racial:	0	0	0	0	0	0	0	0
Asian/Pacific Islander:	0	0	0	0	0	0	0	0
Hispanic:	0	0	0	0	0	0	0	0
Total:	0	0	0	0	0	0	185	140



U.S. Department of Housing and Urban Development
Office of Community Planning and Development
Integrated Disbursement and Information System
CDBG Activity Summary Report (GPR) for Program Year 2014
MONTGOMERY COUNTY

Date: 03-Sep-2015

Time: 13:38

Page: 169

Female-headed Households: 0 0 0

Income Category:

	Owner	Renter	Total	Person
Extremely Low	0	0	0	100
Low Mod	0	0	0	55
Moderate	0	0	0	30
Non Low Moderate	0	0	0	0
Total	0	0	0	185
Percent Low/Mod				100.0%

Annual Accomplishments

Years	Accomplishment Narrative	# Benefitting
2014	185 people served as of date	



U.S. Department of Housing and Urban Development
Office of Community Planning and Development
Integrated Disbursement and Information System
CDBG Activity Summary Report (GPR) for Program Year 2014
MONTGOMERY COUNTY

Date: 03-Sep-2015
Time: 13:38
Page: 170

PGM Year: 2014
Project: 0011 - Ethiopian Community Center in Maryland - ECCM Heath Care Project
IDIS Activity: 2863 - Ethiopian Comm. Ctr in Maryland(ECCM)

Status: Open
Location: 100 Maryland Ave Rockville, MD 20850-2322
Objective: Create suitable living environments
Outcome: Availability/accessibility
Matrix Code: Public Services (General) (05)
National Objective: LMC

Initial Funding Date: 09/09/2014

Description:

Provides counseling svcs on health related issues, including hypertension, diabetes, obestiy & HIVADIS.
An estimated 700 will benefit.

Financing

	Fund Type	Grant Year	Grant	Funded Amount	Drawn In Program Year	Drawn Thru Program Year
CDBG	EN	Pre-2015		\$45,000.00	\$0.00	\$0.00
		2013	B13UC240001		\$22,954.97	\$22,954.97
		2014	B14UC240001		\$0.00	\$0.00
Total	Total			\$45,000.00	\$22,954.97	\$22,954.97

Proposed Accomplishments

People (General) : 700

Actual Accomplishments

Number assisted:

	Owner		Renter		Total		Person	
	Total	Hispanic	Total	Hispanic	Total	Hispanic	Total	Hispanic
White:	0	0	0	0	0	0	0	0
Black/African American:	0	0	0	0	0	0	340	5
Asian:	0	0	0	0	0	0	0	0
American Indian/Alaskan Native:	0	0	0	0	0	0	0	0
Native Hawaiian/Other Pacific Islander:	0	0	0	0	0	0	0	0
American Indian/Alaskan Native & White:	0	0	0	0	0	0	0	0
Asian White:	0	0	0	0	0	0	0	0
Black/African American & White:	0	0	0	0	0	0	0	0
American Indian/Alaskan Native & Black/African American:	0	0	0	0	0	0	0	0
Other multi-racial:	0	0	0	0	0	0	0	0
Asian/Pacific Islander:	0	0	0	0	0	0	0	0
Hispanic:	0	0	0	0	0	0	0	0
Total:	0	0	0	0	0	0	340	5



U.S. Department of Housing and Urban Development
Office of Community Planning and Development
Integrated Disbursement and Information System
CDBG Activity Summary Report (GPR) for Program Year 2014
MONTGOMERY COUNTY

Date: 03-Sep-2015
Time: 13:38
Page: 171

Female-headed Households: 0 0 0

Income Category:

	Owner	Renter	Total	Person
Extremely Low	0	0	0	63
Low Mod	0	0	0	277
Moderate	0	0	0	0
Non Low Moderate	0	0	0	0
Total	0	0	0	340
Percent Low/Mod				100.0%

Annual Accomplishments

Years	Accomplishment Narrative	# Benefitting
2014	340 people served as of date	



U.S. Department of Housing and Urban Development
Office of Community Planning and Development
Integrated Disbursement and Information System
CDBG Activity Summary Report (GPR) for Program Year 2014
MONTGOMERY COUNTY

Date: 03-Sep-2015
Time: 13:38
Page: 172

PGM Year: 2014
Project: 0012 - Home Care Partners - Montgomery Light Care
IDIS Activity: 2864 - Home Care Partners, Inc./Mont. Light Care

Status: Open
Location: 100 Maryland Ave Rockville, MD 20850-2322

Objective: Create suitable living environments
Outcome: Availability/accessibility
Matrix Code: Senior Services (05A)

National Objective: LMC

Initial Funding Date: 09/09/2014

Description:

Provide weekly home care aid services for 2 hours a week to frail elderly or disabled clients living in subsidized housing.
25 people will benefit.

Financing

	Fund Type	Grant Year	Grant	Funded Amount	Drawn In Program Year	Drawn Thru Program Year
CDBG	EN	Pre-2015		\$20,000.00	\$0.00	\$0.00
		2013	B13UC240001		\$13,804.05	\$13,804.05
		2014	B14UC240001		\$0.00	\$0.00
Total	Total			\$20,000.00	\$13,804.05	\$13,804.05

Proposed Accomplishments

People (General) : 25

Actual Accomplishments

Number assisted:

	Owner		Renter		Total		Person	
	Total	Hispanic	Total	Hispanic	Total	Hispanic	Total	Hispanic
White:	0	0	0	0	0	0	7	2
Black/African American:	0	0	0	0	0	0	6	0
Asian:	0	0	0	0	0	0	1	0
American Indian/Alaskan Native:	0	0	0	0	0	0	0	0
Native Hawaiian/Other Pacific Islander:	0	0	0	0	0	0	0	0
American Indian/Alaskan Native & White:	0	0	0	0	0	0	0	0
Asian White:	0	0	0	0	0	0	0	0
Black/African American & White:	0	0	0	0	0	0	0	0
American Indian/Alaskan Native & Black/African American:	0	0	0	0	0	0	0	0
Other multi-racial:	0	0	0	0	0	0	0	0
Asian/Pacific Islander:	0	0	0	0	0	0	0	0
Hispanic:	0	0	0	0	0	0	0	0
Total:	0	0	0	0	0	0	14	2



U.S. Department of Housing and Urban Development
Office of Community Planning and Development
Integrated Disbursement and Information System
CDBG Activity Summary Report (GPR) for Program Year 2014
MONTGOMERY COUNTY

Date: 03-Sep-2015

Time: 13:38

Page: 173

Female-headed Households: 0 0 0

Income Category:

	Owner	Renter	Total	Person
Extremely Low	0	0	0	14
Low Mod	0	0	0	0
Moderate	0	0	0	0
Non Low Moderate	0	0	0	0
Total	0	0	0	14
Percent Low/Mod				100.0%

Annual Accomplishments

Years	Accomplishment Narrative	# Benefitting
2014	14 people served as of date	



U.S. Department of Housing and Urban Development
Office of Community Planning and Development
Integrated Disbursement and Information System
CDBG Activity Summary Report (GPR) for Program Year 2014
MONTGOMERY COUNTY

Date: 03-Sep-2015
Time: 13:38
Page: 174

PGM Year: 2014
Project: 0013 - Interfaith Works, Inc- Volunteer Coordinator - Meals for the Homeless
IDIS Activity: 2865 - Interfaith Works. Inc - Vol. Coord./Meals for Homeless

Status: Open
Location: 100 Maryland Ave Rockville, MD 20850-2322

Objective: Create suitable living environments
Outcome: Availability/accessibility
Matrix Code: Public Services (General) (05) **National Objective:** LMC

Initial Funding Date: 09/09/2014

Description:

Supports a new position that coordinates volunteers providing meals to homeless individuals.
An estimated 1,125 homeless individuals will benefit.

Financing

	Fund Type	Grant Year	Grant	Funded Amount	Drawn In Program Year	Drawn Thru Program Year
CDBG	EN	Pre-2015		\$45,000.00	\$0.00	\$0.00
		2013	B13UC240001		\$38,162.78	\$38,162.78
		2014	B14UC240001		\$0.00	\$0.00
Total	Total			\$45,000.00	\$38,162.78	\$38,162.78

Proposed Accomplishments

People (General) : 400

Actual Accomplishments

Number assisted:

	Owner		Renter		Total		Person	
	Total	Hispanic	Total	Hispanic	Total	Hispanic	Total	Hispanic
White:	0	0	0	0	0	0	104	17
Black/African American:	0	0	0	0	0	0	112	0
Asian:	0	0	0	0	0	0	33	0
American Indian/Alaskan Native:	0	0	0	0	0	0	0	0
Native Hawaiian/Other Pacific Islander:	0	0	0	0	0	0	0	0
American Indian/Alaskan Native & White:	0	0	0	0	0	0	4	0
Asian White:	0	0	0	0	0	0	1	0
Black/African American & White:	0	0	0	0	0	0	3	0
American Indian/Alaskan Native & Black/African American:	0	0	0	0	0	0	0	0
Other multi-racial:	0	0	0	0	0	0	4	0
Asian/Pacific Islander:	0	0	0	0	0	0	0	0
Hispanic:	0	0	0	0	0	0	0	0
Total:	0	0	0	0	0	0	261	17



U.S. Department of Housing and Urban Development
Office of Community Planning and Development
Integrated Disbursement and Information System
CDBG Activity Summary Report (GPR) for Program Year 2014
MONTGOMERY COUNTY

Date: 03-Sep-2015

Time: 13:38

Page: 175

Female-headed Households: 0 0 0

Income Category:

	Owner	Renter	Total	Person
Extremely Low	0	0	0	182
Low Mod	0	0	0	28
Moderate	0	0	0	51
Non Low Moderate	0	0	0	0
Total	0	0	0	261
Percent Low/Mod				100.0%

Annual Accomplishments

Years	Accomplishment Narrative	# Benefitting
2014	261 people served as of today	



U.S. Department of Housing and Urban Development
Office of Community Planning and Development
Integrated Disbursement and Information System
CDBG Activity Summary Report (GPR) for Program Year 2014
MONTGOMERY COUNTY

Date: 03-Sep-2015
Time: 13:38
Page: 176

PGM Year: 2014
Project: 0014 - Jewish Foundation for Group Homes, Inc- Living Independently with Autism
IDIS Activity: 2866 - Jewish Found./Living Independ. w/Autism

Status: Open
Location: 100 Maryland Ave Rockville, MD 20850-2322

Objective: Create suitable living environments
Outcome: Availability/accessibility
Matrix Code: Public Services (General) (05) **National Objective:** LMC

Initial Funding Date: 09/09/2014

Description:

Provide partial funding for 3 part-time specialist in Autism Spectrum Disorders to assist low-income resident of their homew with that condition.
200 people will benefit.

Financing

	Fund Type	Grant Year	Grant	Funded Amount	Drawn In Program Year	Drawn Thru Program Year
CDBG	EN	Pre-2015		\$40,500.00	\$0.00	\$0.00
		2013	B13UC240001		\$2,145.00	\$2,145.00
		2014	B14UC240001		\$0.00	\$0.00
Total	Total			\$40,500.00	\$2,145.00	\$2,145.00

Proposed Accomplishments

People (General) : 200

Actual Accomplishments

Number assisted:

	Owner		Renter		Total		Person	
	Total	Hispanic	Total	Hispanic	Total	Hispanic	Total	Hispanic
White:	0	0	0	0	0	0	13	0
Black/African American:	0	0	0	0	0	0	0	0
Asian:	0	0	0	0	0	0	0	0
American Indian/Alaskan Native:	0	0	0	0	0	0	0	0
Native Hawaiian/Other Pacific Islander:	0	0	0	0	0	0	0	0
American Indian/Alaskan Native & White:	0	0	0	0	0	0	0	0
Asian White:	0	0	0	0	0	0	0	0
Black/African American & White:	0	0	0	0	0	0	0	0
American Indian/Alaskan Native & Black/African American:	0	0	0	0	0	0	0	0
Other multi-racial:	0	0	0	0	0	0	0	0
Asian/Pacific Islander:	0	0	0	0	0	0	0	0
Hispanic:	0	0	0	0	0	0	0	0
Total:	0	0	0	0	0	0	13	0



U.S. Department of Housing and Urban Development
Office of Community Planning and Development
Integrated Disbursement and Information System
CDBG Activity Summary Report (GPR) for Program Year 2014
MONTGOMERY COUNTY

Date: 03-Sep-2015
Time: 13:38
Page: 177

Female-headed Households: 0 0 0

Income Category:

	Owner	Renter	Total	Person
Extremely Low	0	0	0	13
Low Mod	0	0	0	0
Moderate	0	0	0	0
Non Low Moderate	0	0	0	0
Total	0	0	0	13
Percent Low/Mod				100.0%

Annual Accomplishments

Years	Accomplishment Narrative	# Benefitting
2014	13 people served as of date	



U.S. Department of Housing and Urban Development
Office of Community Planning and Development
Integrated Disbursement and Information System
CDBG Activity Summary Report (GPR) for Program Year 2014
MONTGOMERY COUNTY

Date: 03-Sep-2015
Time: 13:38
Page: 178

PGM Year:	2014				
Project:	0015 - Jewish Social Service Agency- JSSA Refugee Integration Project				
IDIS Activity:	2867 - Jewish Soc. Svc./JSSA Refugee Intergration				
Status:	Open		Objective:	Create economic opportunities	
Location:	100 Maryland Ave Rockville, MD 20850-2322		Outcome:	Availability/accessibility	
			Matrix Code:	Employment Training (05H)	National Objective: LMC

Initial Funding Date: 09/09/2014

Description:
Provide community integration support to refugees & recent immigrants including assessment, referrals, employment assistance, citizenship preparation and ESOL.

Financing

	Fund Type	Grant Year	Grant	Funded Amount	Drawn In Program Year	Drawn Thru Program Year
CDBG	EN	Pre-2015		\$12,640.00	\$0.00	\$0.00
		2013	B13UC240001		\$7,905.78	\$7,905.78
Total	Total			\$12,640.00	\$7,905.78	\$7,905.78

Proposed Accomplishments

People (General) : 40

Actual Accomplishments

Number assisted:

	Owner		Renter		Total		Person	
	Total	Hispanic	Total	Hispanic	Total	Hispanic	Total	Hispanic
White:	0	0	0	0	0	0	6	0
Black/African American:	0	0	0	0	0	0	0	0
Asian:	0	0	0	0	0	0	0	0
American Indian/Alaskan Native:	0	0	0	0	0	0	0	0
Native Hawaiian/Other Pacific Islander:	0	0	0	0	0	0	0	0
American Indian/Alaskan Native & White:	0	0	0	0	0	0	0	0
Asian White:	0	0	0	0	0	0	0	0
Black/African American & White:	0	0	0	0	0	0	0	0
American Indian/Alaskan Native & Black/African American:	0	0	0	0	0	0	0	0
Other multi-racial:	0	0	0	0	0	0	0	0
Asian/Pacific Islander:	0	0	0	0	0	0	0	0
Hispanic:	0	0	0	0	0	0	0	0
Total:	0	0	0	0	0	0	6	0
Female-headed Households:	0		0		0			



U.S. Department of Housing and Urban Development
Office of Community Planning and Development
Integrated Disbursement and Information System
CDBG Activity Summary Report (GPR) for Program Year 2014
MONTGOMERY COUNTY

Date: 03-Sep-2015

Time: 13:38

Page: 179

Income Category:

	Owner	Renter	Total	Person
Extremely Low	0	0	0	6
Low Mod	0	0	0	0
Moderate	0	0	0	0
Non Low Moderate	0	0	0	0
Total	0	0	0	6
Percent Low/Mod				100.0%

Annual Accomplishments

Years	Accomplishment Narrative	# Benefitting
2014	6 persons served as of date	



U.S. Department of Housing and Urban Development
Office of Community Planning and Development
Integrated Disbursement and Information System
CDBG Activity Summary Report (GPR) for Program Year 2014
MONTGOMERY COUNTY

Date: 03-Sep-2015
Time: 13:38
Page: 180

PGM Year: 2014
Project: 0016 - The Montgomery County Coalition for the Homeless- Housing Locator at the Home Builders Assessment Ct
IDIS Activity: 2868 - Mont Co Coal/ Homeless-Hsg Locator

Status: Open
Location: 100 Maryland Ave Rockville, MD 20850-2322

Objective: Provide decent affordable housing
Outcome: Availability/accessibility
Matrix Code: Public Services (General) (05)

National Objective: LMC

Initial Funding Date: 09/09/2014

Description:

Fund a full-time housing locator position at the county's main men's housing shelter to assist clients that are enrolled in case mgt svcs to identify & obtain affordable long term housing.

Financing

	Fund Type	Grant Year	Grant	Funded Amount	Drawn In Program Year	Drawn Thru Program Year
CDBG	EN	Pre-2015		\$45,000.00	\$0.00	\$0.00
		2013	B13UC240001		\$25,809.41	\$25,809.41
		2014	B14UC240001		\$0.00	\$0.00
Total	Total			\$45,000.00	\$25,809.41	\$25,809.41

Proposed Accomplishments

People (General) : 225

Actual Accomplishments

Number assisted:

	Owner		Renter		Total		Person	
	Total	Hispanic	Total	Hispanic	Total	Hispanic	Total	Hispanic
White:	0	0	0	0	0	0	34	5
Black/African American:	0	0	0	0	0	0	58	0
Asian:	0	0	0	0	0	0	3	0
American Indian/Alaskan Native:	0	0	0	0	0	0	0	0
Native Hawaiian/Other Pacific Islander:	0	0	0	0	0	0	0	0
American Indian/Alaskan Native & White:	0	0	0	0	0	0	0	0
Asian White:	0	0	0	0	0	0	0	0
Black/African American & White:	0	0	0	0	0	0	1	0
American Indian/Alaskan Native & Black/African American:	0	0	0	0	0	0	0	0
Other multi-racial:	0	0	0	0	0	0	0	0
Asian/Pacific Islander:	0	0	0	0	0	0	0	0
Hispanic:	0	0	0	0	0	0	0	0
Total:	0	0	0	0	0	0	96	5



U.S. Department of Housing and Urban Development
Office of Community Planning and Development
Integrated Disbursement and Information System
CDBG Activity Summary Report (GPR) for Program Year 2014
MONTGOMERY COUNTY

Date: 03-Sep-2015
Time: 13:38
Page: 181

Female-headed Households: 0 0 0

Income Category:

	Owner	Renter	Total	Person
Extremely Low	0	0	0	67
Low Mod	0	0	0	26
Moderate	0	0	0	3
Non Low Moderate	0	0	0	0
Total	0	0	0	96
Percent Low/Mod				100.0%

Annual Accomplishments

Years	Accomplishment Narrative	# Benefitting
2014	96 people served as of date	



U.S. Department of Housing and Urban Development
Office of Community Planning and Development
Integrated Disbursement and Information System
CDBG Activity Summary Report (GPR) for Program Year 2014
MONTGOMERY COUNTY

Date: 03-Sep-2015
Time: 13:38
Page: 182

PGM Year:	2014		
Project:	0017 - Mobile Medical Care, Inc -Anticoagulation Clinic for the Low-Income, Uninsured		
IDIS Activity:	2869 - Mobile Medical Care, Inc. - Anticoagulation Clinic		
Status:	Open	Objective:	Create suitable living environments
Location:	100 Maryland Ave Rockville, MD 20850-2322	Outcome:	Availability/accessibility
		Matrix Code:	Health Services (05M)
		National Objective:	LMC

Initial Funding Date: 09/09/2014

Description:

Provide an Anticoagulation Clinic for 50+high-risk, low-income, uninsured individuals who have atrial fibrillation, venous thromboembolism, hereditary disease or other illnesses that require close monitoring.

The Countywide program will benefit an estimated 50 people.

Financing

	Fund Type	Grant Year	Grant	Funded Amount	Drawn In Program Year	Drawn Thru Program Year
		Pre-2015		\$42,960.00	\$0.00	\$0.00
CDBG	EN	2013	B13UC240001		\$31,375.30	\$31,375.30
		2014	B14UC240001		\$0.00	\$0.00
Total	Total			\$42,960.00	\$31,375.30	\$31,375.30

Proposed Accomplishments

People (General) : 50

Actual Accomplishments

Number assisted:

	Owner		Renter		Total		Person	
	Total	Hispanic	Total	Hispanic	Total	Hispanic	Total	Hispanic
White:	0	0	0	0	0	0	21	5
Black/African American:	0	0	0	0	0	0	18	0
Asian:	0	0	0	0	0	0	6	0
American Indian/Alaskan Native:	0	0	0	0	0	0	0	0
Native Hawaiian/Other Pacific Islander:	0	0	0	0	0	0	0	0
American Indian/Alaskan Native & White:	0	0	0	0	0	0	0	0
Asian White:	0	0	0	0	0	0	0	0
Black/African American & White:	0	0	0	0	0	0	0	0
American Indian/Alaskan Native & Black/African American:	0	0	0	0	0	0	0	0
Other multi-racial:	0	0	0	0	0	0	14	0
Asian/Pacific Islander:	0	0	0	0	0	0	0	0
Hispanic:	0	0	0	0	0	0	0	0



U.S. Department of Housing and Urban Development
 Office of Community Planning and Development
 Integrated Disbursement and Information System
 CDBG Activity Summary Report (GPR) for Program Year 2014
 MONTGOMERY COUNTY

Date: 03-Sep-2015
 Time: 13:38
 Page: 183

Total: 0 0 0 0 0 0 59 5

Female-headed Households: 0 0 0 0

Income Category:

	Owner	Renter	Total	Person
Extremely Low	0	0	0	52
Low Mod	0	0	0	3
Moderate	0	0	0	2
Non Low Moderate	0	0	0	2
Total	0	0	0	59
Percent Low/Mod				96.6%

Annual Accomplishments

Years	Accomplishment Narrative	# Benefitting
2014	59 people served as of today	



U.S. Department of Housing and Urban Development
Office of Community Planning and Development
Integrated Disbursement and Information System
CDBG Activity Summary Report (GPR) for Program Year 2014
MONTGOMERY COUNTY

Date: 03-Sep-2015
Time: 13:38
Page: 184

PGM Year: 2014
Project: 0018 - Montgomery Housing Partnership, Inc- MHP Play and Learn Program
IDIS Activity: 2870 - MHP, Inc. Play & Learn Program

Status: Open
Location: 100 Maryland Ave Rockville, MD 20850-2322

Objective: Create suitable living environments
Outcome: Affordability
Matrix Code: Youth Services (05D)

National Objective: LMC

Initial Funding Date: 09/09/2014

Description:

Supports the Plan & Learn program, which provides an opportunity for preschool children to explore, socialize & acquire necessary skills for kindergarten, in a safe & nurturing learning environment.
An estimated 96 children will benefit.

Financing

	Fund Type	Grant Year	Grant	Funded Amount	Drawn In Program Year	Drawn Thru Program Year
CDBG	EN	Pre-2015		\$45,000.00	\$0.00	\$0.00
		2013	B13UC240001		\$42,218.00	\$42,218.00
		2014	B14UC240001		\$0.00	\$0.00
Total	Total			\$45,000.00	\$42,218.00	\$42,218.00

Proposed Accomplishments

People (General) : 96

Actual Accomplishments

Number assisted:

	Owner		Renter		Total		Person	
	Total	Hispanic	Total	Hispanic	Total	Hispanic	Total	Hispanic
White:	0	0	0	0	0	0	63	0
Black/African American:	0	0	0	0	0	0	26	0
Asian:	0	0	0	0	0	0	0	0
American Indian/Alaskan Native:	0	0	0	0	0	0	0	0
Native Hawaiian/Other Pacific Islander:	0	0	0	0	0	0	0	0
American Indian/Alaskan Native & White:	0	0	0	0	0	0	0	0
Asian White:	0	0	0	0	0	0	0	0
Black/African American & White:	0	0	0	0	0	0	0	0
American Indian/Alaskan Native & Black/African American:	0	0	0	0	0	0	0	0
Other multi-racial:	0	0	0	0	0	0	6	0
Asian/Pacific Islander:	0	0	0	0	0	0	0	0
Hispanic:	0	0	0	0	0	0	0	0



U.S. Department of Housing and Urban Development
Office of Community Planning and Development
Integrated Disbursement and Information System
CDBG Activity Summary Report (GPR) for Program Year 2014
MONTGOMERY COUNTY

Date: 03-Sep-2015
Time: 13:38
Page: 185

Total: 0 0 0 0 0 0 95 0

Female-headed Households: 0 0 0

Income Category:

	Owner	Renter	Total	Person
Extremely Low	0	0	0	66
Low Mod	0	0	0	13
Moderate	0	0	0	16
Non Low Moderate	0	0	0	0
Total	0	0	0	95
Percent Low/Mod				100.0%

Annual Accomplishments

Years	Accomplishment Narrative	# Benefitting
2014	95 people served as of date	



U.S. Department of Housing and Urban Development
Office of Community Planning and Development
Integrated Disbursement and Information System
CDBG Activity Summary Report (GPR) for Program Year 2014
MONTGOMERY COUNTY

Date: 03-Sep-2015
Time: 13:38
Page: 186

PGM Year: 2014
Project: 0019 - The National Center for Children and Families-Future Bound Transitional Housing Program
IDIS Activity: 2871 - Nat'l Ctr. of Children & Families/Future Bond

Status: Open
Location: 100 Maryland Ave Rockville, MD 20850-2322
Objective: Create suitable living environments
Outcome: Affordability
Matrix Code: Public Services (General) (05)
National Objective: LMC

Initial Funding Date: 09/09/2014

Description:

Provides hsg., counseling, life skills, etc.
support for young adults who have aged out of the care of public system & are homeless or living in unstable conditions.

Financing

	Fund Type	Grant Year	Grant	Funded Amount	Drawn In Program Year	Drawn Thru Program Year
CDBG	EN	Pre-2015		\$45,000.00	\$0.00	\$0.00
		2012	B12UC240001		\$7,216.27	\$7,216.27
		2013	B13UC240001		\$34,147.44	\$34,147.44
		2014	B14UC240001		\$0.00	\$0.00
Total	Total			\$45,000.00	\$41,363.71	\$41,363.71

Proposed Accomplishments

People (General) : 8

Actual Accomplishments

Number assisted:

	Owner		Renter		Total		Person	
	Total	Hispanic	Total	Hispanic	Total	Hispanic	Total	Hispanic
White:	0	0	0	0	0	0	2	1
Black/African American:	0	0	0	0	0	0	7	0
Asian:	0	0	0	0	0	0	0	0
American Indian/Alaskan Native:	0	0	0	0	0	0	0	0
Native Hawaiian/Other Pacific Islander:	0	0	0	0	0	0	0	0
American Indian/Alaskan Native & White:	0	0	0	0	0	0	0	0
Asian White:	0	0	0	0	0	0	0	0
Black/African American & White:	0	0	0	0	0	0	1	0
American Indian/Alaskan Native & Black/African American:	0	0	0	0	0	0	0	0
Other multi-racial:	0	0	0	0	0	0	0	0
Asian/Pacific Islander:	0	0	0	0	0	0	0	0
Hispanic:	0	0	0	0	0	0	0	0



U.S. Department of Housing and Urban Development
 Office of Community Planning and Development
 Integrated Disbursement and Information System
 CDBG Activity Summary Report (GPR) for Program Year 2014
 MONTGOMERY COUNTY

Date: 03-Sep-2015
 Time: 13:38
 Page: 187

Total: 0 0 0 0 0 0 10 1

Female-headed Households: 0 0 0 0

Income Category:

	Owner	Renter	Total	Person
Extremely Low	0	0	0	10
Low Mod	0	0	0	0
Moderate	0	0	0	0
Non Low Moderate	0	0	0	0
Total	0	0	0	10
Percent Low/Mod				100.0%

Annual Accomplishments

Years	Accomplishment Narrative	# Benefitting
2014	10 people served as of date	



U.S. Department of Housing and Urban Development
Office of Community Planning and Development
Integrated Disbursement and Information System
CDBG Activity Summary Report (GPR) for Program Year 2014
MONTGOMERY COUNTY

Date: 03-Sep-2015
Time: 13:38
Page: 188

PGM Year: 2014
Project: 0020 - The National Center for Children and Families, Inc- Bettys House
IDIS Activity: 2872 - Nat'l Ctr. of Children & Families/Betty's House

Status: Open
Location: 100 Maryland Ave Rockville, MD 20850-2322

Objective: Create suitable living environments
Outcome: Affordability
Matrix Code: Public Services (General) (05)

National Objective: LMC

Initial Funding Date: 09/09/2014

Description:

Provide continued program support for immigrant women & their American-born children who are survivors of domestic violence residing in Betty's House, a transitional housing program.

The program will benefit an estimated 17 people.

Financing

	Fund Type	Grant Year	Grant	Funded Amount	Drawn In Program Year	Drawn Thru Program Year
CDBG	EN	Pre-2015		\$45,000.00	\$0.00	\$0.00
		2012	B12UC240001		\$4,488.18	\$4,488.18
		2013	B13UC240001		\$22,814.22	\$22,814.22
		2014	B14UC240001		\$0.00	\$0.00
Total	Total			\$45,000.00	\$27,302.40	\$27,302.40

Proposed Accomplishments

People (General) : 17

Actual Accomplishments

Number assisted:

	Owner		Renter		Total		Person	
	Total	Hispanic	Total	Hispanic	Total	Hispanic	Total	Hispanic
White:	0	0	0	0	0	0		0
Black/African American:	0	0	0	0	0	0	5	0
Asian:	0	0	0	0	0	0	0	0
American Indian/Alaskan Native:	0	0	0	0	0	0	0	0
Native Hawaiian/Other Pacific Islander:	0	0	0	0	0	0	0	0
American Indian/Alaskan Native & White:	0	0	0	0	0	0	0	0
Asian White:	0	0	0	0	0	0	0	0
Black/African American & White:	0	0	0	0	0	0	0	0
American Indian/Alaskan Native & Black/African American:	0	0	0	0	0	0	0	0
Other multi-racial:	0	0	0	0	0	0	0	0
Asian/Pacific Islander:	0	0	0	0	0	0	0	0



U.S. Department of Housing and Urban Development
Office of Community Planning and Development
Integrated Disbursement and Information System
CDBG Activity Summary Report (GPR) for Program Year 2014
MONTGOMERY COUNTY

Date: 03-Sep-2015
Time: 13:38
Page: 189

Hispanic:	0	0	0	0	0	0	0	0
Total:	0	0	0	0	0	0	5	0

Female-headed Households: 0 0 0 0 0 0 0 0 0

Income Category:

	Owner	Renter	Total	Person
Extremely Low	0	0	0	5
Low Mod	0	0	0	0
Moderate	0	0	0	0
Non Low Moderate	0	0	0	0
Total	0	0	0	5
Percent Low/Mod				100.0%

Annual Accomplishments

Years	Accomplishment Narrative	# Benefitting
2014	5 people served as of date	



U.S. Department of Housing and Urban Development
Office of Community Planning and Development
Integrated Disbursement and Information System
CDBG Activity Summary Report (GPR) for Program Year 2014
MONTGOMERY COUNTY

Date: 03-Sep-2015
Time: 13:38
Page: 190

PGM Year: 2014
Project: 0021 - Sunflower Bakery, Inc- Next Steps Employment Service Program
IDIS Activity: 2873 - Sunflower Bakery, Inc- Next Steps Employ.

Status: Open
Location: 100 Maryland Ave Rockville, MD 20850-2322

Objective: Create economic opportunities
Outcome: Availability/accessibility
Matrix Code: Public Services (General) (05)
National Objective: LMC

Initial Funding Date: 09/09/2014

Description:
Training individuals with development or cognitive disabilities in Sunflower Bakery as inclusive on-the-job training program in 2012 over a 12-month period.
The funding will partially support training personnel (including professional chefs and bakery assistants), ingredients, supplies, curriculum updates, and operations

	Fund Type	Grant Year	Grant	Funded Amount	Drawn In Program Year	Drawn Thru Program Year
CDBG	EN	Pre-2015		\$33,000.00	\$0.00	\$0.00
		2013	B13UC240001		\$24,125.00	\$24,125.00
		2014	B14UC240001		\$0.00	\$0.00
Total	Total			\$33,000.00	\$24,125.00	\$24,125.00

Proposed Accomplishments

People (General) : 16

Actual Accomplishments

Number assisted:

	Owner		Renter		Total		Person	
	Total	Hispanic	Total	Hispanic	Total	Hispanic	Total	Hispanic
White:	0	0	0	0	0	0	6	0
Black/African American:	0	0	0	0	0	0	4	0
Asian:	0	0	0	0	0	0	0	0
American Indian/Alaskan Native:	0	0	0	0	0	0	0	0
Native Hawaiian/Other Pacific Islander:	0	0	0	0	0	0	0	0
American Indian/Alaskan Native & White:	0	0	0	0	0	0	0	0
Asian White:	0	0	0	0	0	0	0	0
Black/African American & White:	0	0	0	0	0	0	0	0
American Indian/Alaskan Native & Black/African American:	0	0	0	0	0	0	0	0
Other multi-racial:	0	0	0	0	0	0	0	0
Asian/Pacific Islander:	0	0	0	0	0	0	0	0
Hispanic:	0	0	0	0	0	0	0	0
Total:	0	0	0	0	0	0	10	0



U.S. Department of Housing and Urban Development
Office of Community Planning and Development
Integrated Disbursement and Information System
CDBG Activity Summary Report (GPR) for Program Year 2014
MONTGOMERY COUNTY

Date: 03-Sep-2015
Time: 13:38
Page: 191

Female-headed Households: 0 0 0

Income Category:

	Owner	Renter	Total	Person
Extremely Low	0	0	0	10
Low Mod	0	0	0	0
Moderate	0	0	0	0
Non Low Moderate	0	0	0	0
Total	0	0	0	10
Percent Low/Mod				100.0%

Annual Accomplishments

Years	Accomplishment Narrative	# Benefitting
2014	10 people served as of date	



U.S. Department of Housing and Urban Development
Office of Community Planning and Development
Integrated Disbursement and Information System
CDBG Activity Summary Report (GPR) for Program Year 2014
MONTGOMERY COUNTY

Date: 03-Sep-2015
Time: 13:38
Page: 192

PGM Year: 2014
Project: 0022 - African Immigration and Refugee Foundation- Catching Up Program- City of Takoma Park
IDIS Activity: 2874 - Takoma Pk/ African Immigrat. & Refugee

Status: Open
Location: 100 Maryland Ave Rockville, MD 20850-2322

Objective: Create economic opportunities
Outcome: Affordability
Matrix Code: Youth Services (05D)

National Objective: LMC

Initial Funding Date: 09/09/2014

Description:

Provide homework assist.
& individualized mentoring & tutoring assist including interpretation & translation assist as needed to residents of Essex House Apt.

Financing

	Fund Type	Grant Year	Grant	Funded Amount	Drawn In Program Year	Drawn Thru Program Year
CDBG	EN	Pre-2015		\$5,000.00	\$0.00	\$0.00
		2014	B14UC240001		\$0.00	\$0.00
Total	Total			\$5,000.00	\$0.00	\$0.00

Proposed Accomplishments

People (General) : 20

Actual Accomplishments

Number assisted:

	Owner		Renter		Total		Person	
	Total	Hispanic	Total	Hispanic	Total	Hispanic	Total	Hispanic
White:	0	0	0	0	0	0	2	0
Black/African American:	0	0	0	0	0	0	23	0
Asian:	0	0	0	0	0	0	0	0
American Indian/Alaskan Native:	0	0	0	0	0	0	0	0
Native Hawaiian/Other Pacific Islander:	0	0	0	0	0	0	0	0
American Indian/Alaskan Native & White:	0	0	0	0	0	0	0	0
Asian White:	0	0	0	0	0	0	0	0
Black/African American & White:	0	0	0	0	0	0	0	0
American Indian/Alaskan Native & Black/African American:	0	0	0	0	0	0	0	0
Other multi-racial:	0	0	0	0	0	0	0	0
Asian/Pacific Islander:	0	0	0	0	0	0	0	0
Hispanic:	0	0	0	0	0	0	0	0
Total:	0	0	0	0	0	0	25	0



U.S. Department of Housing and Urban Development
Office of Community Planning and Development
Integrated Disbursement and Information System
CDBG Activity Summary Report (GPR) for Program Year 2014
MONTGOMERY COUNTY

Date: 03-Sep-2015

Time: 13:38

Page: 193

Female-headed Households:

0

0

0

Income Category:

	Owner	Renter	Total	Person
Extremely Low	0	0	0	18
Low Mod	0	0	0	7
Moderate	0	0	0	0
Non Low Moderate	0	0	0	0
Total	0	0	0	25
Percent Low/Mod				100.0%

Annual Accomplishments

Years	Accomplishment Narrative	# Benefitting
2014	25 persons served as of today	



U.S. Department of Housing and Urban Development
Office of Community Planning and Development
Integrated Disbursement and Information System
CDBG Activity Summary Report (GPR) for Program Year 2014
MONTGOMERY COUNTY

Date: 03-Sep-2015
Time: 13:38
Page: 194

PGM Year: 2014
Project: 0023 - Crossroad Community Food Network- City of Takoma Park
IDIS Activity: 2875 - Crossroads Farmers Market- Opportunity and Community in the Crossroads

Status: Open
Location: 100 Maryland Ave Rockville, MD 20850-2322

Objective: Create economic opportunities
Outcome: Sustainability
Matrix Code: Public Services (General) (05)
National Objective: LMC

Initial Funding Date: 09/09/2014

Description:

Provides culturally & linguistically appropriate job training (food production) & linkage of micro-entrepreneurs wexisting resources & local food mentors.
An estimated 80 underemployed & unemployed resident will benefit.

Financing

	Fund Type	Grant Year	Grant	Funded Amount	Drawn In Program Year	Drawn Thru Program Year
CDBG	EN	Pre-2015		\$6,480.00	\$0.00	\$0.00
		2014	B14UC240001		\$0.00	\$0.00
Total	Total			\$6,480.00	\$0.00	\$0.00

Proposed Accomplishments

People (General) : 80

Actual Accomplishments

Number assisted:

	Owner		Renter		Total		Person	
	Total	Hispanic	Total	Hispanic	Total	Hispanic	Total	Hispanic
White:	0	0	0	0	0	0		0
Black/African American:	0	0	0	0	0	0	2	0
Asian:	0	0	0	0	0	0	0	0
American Indian/Alaskan Native:	0	0	0	0	0	0	0	0
Native Hawaiian/Other Pacific Islander:	0	0	0	0	0	0	0	0
American Indian/Alaskan Native & White:	0	0	0	0	0	0	0	0
Asian White:	0	0	0	0	0	0	0	0
Black/African American & White:	0	0	0	0	0	0	0	0
American Indian/Alaskan Native & Black/African American:	0	0	0	0	0	0	0	0
Other multi-racial:	0	0	0	0	0	0	0	0
Asian/Pacific Islander:	0	0	0	0	0	0	0	0
Hispanic:	0	0	0	0	0	0	0	0
Total:	0	0	0	0	0	0	2	0



U.S. Department of Housing and Urban Development
Office of Community Planning and Development
Integrated Disbursement and Information System
CDBG Activity Summary Report (GPR) for Program Year 2014
MONTGOMERY COUNTY

Date: 03-Sep-2015

Time: 13:38

Page: 195

Female-headed Households:

0

0

0

Income Category:

	Owner	Renter	Total	Person
Extremely Low	0	0	0	1
Low Mod	0	0	0	1
Moderate	0	0	0	0
Non Low Moderate	0	0	0	0
Total	0	0	0	2
Percent Low/Mod				100.0%

Annual Accomplishments

Years	Accomplishment Narrative	# Benefitting
2015	2 people served as of date	



U.S. Department of Housing and Urban Development
Office of Community Planning and Development
Integrated Disbursement and Information System
CDBG Activity Summary Report (GPR) for Program Year 2014
MONTGOMERY COUNTY

Date: 03-Sep-2015
Time: 13:38
Page: 196

PGM Year: 2014
Project: 0024 - Flower Avenue Green Street Project-Street Light Upgrades- City of Takoma Park
IDIS Activity: 2876 - Flower Ave Street Proj/Street Light Upgrade

Status: Open
Location: 100 Maryland Ave Rockville, MD 20850-2322

Objective: Create suitable living environments
Outcome: Availability/accessibility
Matrix Code: Street Improvements (03K)

National Objective: LMA

Initial Funding Date: 09/09/2014

Description:

Provide street lighting enhancements to improve safety & efficiency.

Financing

	Fund Type	Grant Year	Grant	Funded Amount	Drawn In Program Year	Drawn Thru Program Year
CDBG	EN	Pre-2015		\$106,250.00	\$0.00	\$0.00
		2013	B13UC240001		\$43,825.00	\$43,825.00
		2014	B14UC240001		\$0.00	\$0.00
Total	Total			\$106,250.00	\$43,825.00	\$43,825.00

Proposed Accomplishments

People (General) : 2,303
Total Population in Service Area: 2,299
Census Tract Percent Low / Mod: 70.80

Annual Accomplishments

No data returned for this view. This might be because the applied filter excludes all data.



U.S. Department of Housing and Urban Development
Office of Community Planning and Development
Integrated Disbursement and Information System
CDBG Activity Summary Report (GPR) for Program Year 2014
MONTGOMERY COUNTY

Date: 03-Sep-2015
Time: 13:38
Page: 197

PGM Year: 2014
Project: 0025 - Young Men's Christian Association of Metropolitan Washington- City of Takoma Park
IDIS Activity: 2877 - YMCA/Smart Choics w/Emotions Program

Status: Open
Location: 100 Maryland Ave Rockville, MD 20850-2322

Objective: Create economic opportunities
Outcome: Availability/accessibility
Matrix Code: Youth Services (05D)

National Objective: LMC

Initial Funding Date: 09/09/2014

Description:

Provide weekly therapeutic group meetings for at-risk middle school students.
An estimated 30 children will benefit.

Financing

	Fund Type	Grant Year	Grant	Funded Amount	Drawn In Program Year	Drawn Thru Program Year
CDBG	EN	Pre-2015		\$7,270.00	\$0.00	\$0.00
		2014	B14UC240001		\$0.00	\$0.00
Total	Total			\$7,270.00	\$0.00	\$0.00

Proposed Accomplishments

People (General) : 30

Actual Accomplishments

Number assisted:

	Owner		Renter		Total		Person	
	Total	Hispanic	Total	Hispanic	Total	Hispanic	Total	Hispanic
White:	0	0	0	0	0	0	2	2
Black/African American:	0	0	0	0	0	0	16	0
Asian:	0	0	0	0	0	0	0	0
American Indian/Alaskan Native:	0	0	0	0	0	0	0	0
Native Hawaiian/Other Pacific Islander:	0	0	0	0	0	0	0	0
American Indian/Alaskan Native & White:	0	0	0	0	0	0	0	0
Asian White:	0	0	0	0	0	0	0	0
Black/African American & White:	0	0	0	0	0	0	0	0
American Indian/Alaskan Native & Black/African American:	0	0	0	0	0	0	0	0
Other multi-racial:	0	0	0	0	0	0	0	0
Asian/Pacific Islander:	0	0	0	0	0	0	0	0
Hispanic:	0	0	0	0	0	0	0	0
Total:	0	0	0	0	0	0	18	2



U.S. Department of Housing and Urban Development
Office of Community Planning and Development
Integrated Disbursement and Information System
CDBG Activity Summary Report (GPR) for Program Year 2014
MONTGOMERY COUNTY

Date: 03-Sep-2015
Time: 13:38
Page: 198

Female-headed Households:

0 0 0

Income Category:

	Owner	Renter	Total	Person
Extremely Low	0	0	0	18
Low Mod	0	0	0	0
Moderate	0	0	0	0
Non Low Moderate	0	0	0	0
Total	0	0	0	18
Percent Low/Mod				100.0%

Annual Accomplishments

Years	Accomplishment Narrative	# Benefitting
2014	18 persons served as of date	



U.S. Department of Housing and Urban Development
Office of Community Planning and Development
Integrated Disbursement and Information System
CDBG Activity Summary Report (GPR) for Program Year 2014
MONTGOMERY COUNTY

Date: 03-Sep-2015
Time: 13:38
Page: 199

PGM Year: 2014
Project: 0026 - Cornerstone Rehabilitation-Project F.I.N.D. / Therapeutic Beautification - City of Rockville
IDIS Activity: 2878 - Cornerstone Rehabilitation-Project F.I.N.D.

Status: Open
Location: 100 Maryland Ave Rockville, MD 20850-2322
Objective: Create suitable living environments
Outcome: Availability/accessibility
Matrix Code: Public Services (General) (05)
National Objective: LMC

Initial Funding Date: 09/09/2014

Description:

Rehabilitation of at least two residence for individuals living with severmental illness.

Financing

	Fund Type	Grant Year	Grant	Funded Amount	Drawn In Program Year	Drawn Thru Program Year
CDBG	EN	Pre-2015		\$30,000.00	\$0.00	\$0.00
Total	Total			\$30,000.00	\$0.00	\$0.00

Proposed Accomplishments

People (General) : 8

Actual Accomplishments

Number assisted:

	Owner		Renter		Total		Person	
	Total	Hispanic	Total	Hispanic	Total	Hispanic	Total	Hispanic
White:	0	0	0	0	0	0		0
Black/African American:	0	0	0	0	0	0	0	0
Asian:	0	0	0	0	0	0	0	0
American Indian/Alaskan Native:	0	0	0	0	0	0	0	0
Native Hawaiian/Other Pacific Islander:	0	0	0	0	0	0	0	0
American Indian/Alaskan Native & White:	0	0	0	0	0	0	0	0
Asian White:	0	0	0	0	0	0	0	0
Black/African American & White:	0	0	0	0	0	0	0	0
American Indian/Alaskan Native & Black/African American:	0	0	0	0	0	0	0	0
Other multi-racial:	0	0	0	0	0	0	0	0
Asian/Pacific Islander:	0	0	0	0	0	0	0	0
Hispanic:	0	0	0	0	0	0	0	0
Total:	0	0	0	0	0	0	0	0
Female-headed Households:	0		0		0			



U.S. Department of Housing and Urban Development
Office of Community Planning and Development
Integrated Disbursement and Information System
CDBG Activity Summary Report (GPR) for Program Year 2014
MONTGOMERY COUNTY

Date: 03-Sep-2015

Time: 13:38

Page: 200

Income Category:

	Owner	Renter	Total	Person
Extremely Low	0	0	0	0
Low Mod	0	0	0	0
Moderate	0	0	0	0
Non Low Moderate	0	0	0	0
Total	0	0	0	0
Percent Low/Mod				

Annual Accomplishments

No data returned for this view. This might be because the applied filter excludes all data.



U.S. Department of Housing and Urban Development
Office of Community Planning and Development
Integrated Disbursement and Information System
CDBG Activity Summary Report (GPR) for Program Year 2014
MONTGOMERY COUNTY

Date: 03-Sep-2015
Time: 13:38
Page: 201

PGM Year: 2014
Project: 0027 - Rockville Housing Enterprises- Public Housing Capital Improvements- City of Rockville
IDIS Activity: 2879 - Rockville Housing Enterprises

Status: Open
Location: 100 Maryland Ave Rockville, MD 20850-2322
Objective: Provide decent affordable housing
Outcome: Affordability
Matrix Code: Rehab; Single-Unit Residential (14A) **National Objective:** LMH

Initial Funding Date: 09/09/2014

Description:

Rehabilitation of at least onescattered site public housing units.
An estimated one household will benefit.

Financing

	Fund Type	Grant Year	Grant	Funded Amount	Drawn In Program Year	Drawn Thru Program Year
CDBG	EN	Pre-2015		\$15,000.00	\$0.00	\$0.00
		2014	B14UC240001		\$0.00	\$0.00
Total	Total			\$15,000.00	\$0.00	\$0.00

Proposed Accomplishments

Housing Units : 1

Actual Accomplishments

Number assisted:

	Owner		Renter		Total		Person	
	Total	Hispanic	Total	Hispanic	Total	Hispanic	Total	Hispanic
White:	0	0	0	0	0	0		0
Black/African American:	0	0	0	0	0	0	0	0
Asian:	0	0	0	0	0	0	0	0
American Indian/Alaskan Native:	0	0	0	0	0	0	0	0
Native Hawaiian/Other Pacific Islander:	0	0	0	0	0	0	0	0
American Indian/Alaskan Native & White:	0	0	0	0	0	0	0	0
Asian White:	0	0	0	0	0	0	0	0
Black/African American & White:	0	0	0	0	0	0	0	0
American Indian/Alaskan Native & Black/African American:	0	0	0	0	0	0	0	0
Other multi-racial:	0	0	0	0	0	0	0	0
Asian/Pacific Islander:	0	0	0	0	0	0	0	0
Hispanic:	0	0	0	0	0	0	0	0
Total:	0	0	0	0	0	0	0	0



U.S. Department of Housing and Urban Development
Office of Community Planning and Development
Integrated Disbursement and Information System
CDBG Activity Summary Report (GPR) for Program Year 2014
MONTGOMERY COUNTY

Date: 03-Sep-2015

Time: 13:38

Page: 202

Female-headed Households:

0

0

0

Income Category:

	Owner	Renter	Total	Person
Extremely Low	0	0	0	0
Low Mod	0	0	0	0
Moderate	0	0	0	0
Non Low Moderate	0	0	0	0
Total	0	0	0	0

Percent Low/Mod

Annual Accomplishments

No data returned for this view. This might be because the applied filter excludes all data.



U.S. Department of Housing and Urban Development
Office of Community Planning and Development
Integrated Disbursement and Information System
CDBG Activity Summary Report (GPR) for Program Year 2014
MONTGOMERY COUNTY

Date: 03-Sep-2015
Time: 13:38
Page: 203

PGM Year: 2013
Project: 0003 - Housing Acquisition and Preservation
IDIS Activity: 2891 - Housing Acquisition - CMI/1201 East-West Hwy., #119

Status: Completed 10/15/2014 10:31:15 AM
Location: 1201 E West Hwy Apt 119 Silver Spring, MD 20910-6288
Objective: Create suitable living environments
Outcome: Availability/accessibility
Matrix Code: Acquisition of Real Property (01)
National Objective: LMH

Initial Funding Date: 09/16/2014

Description:

Permanent financing of no less than ten (10) scattered-site properties to create 20 units of housing for individuals with disabilities.

Financing

	Fund Type	Grant Year	Grant	Funded Amount	Drawn In Program Year	Drawn Thru Program Year
CDBG	PI	Pre-2015		\$50,000.00	\$0.00	\$0.00
		2012	B12UC240001		\$26,357.77	\$26,357.77
		2013	B13UC240001		\$23,642.23	\$23,642.23
Total	Total			\$50,000.00	\$50,000.00	\$50,000.00

Proposed Accomplishments

Housing Units : 1

Actual Accomplishments

Number assisted:

	Owner		Renter		Total		Person	
	Total	Hispanic	Total	Hispanic	Total	Hispanic	Total	Hispanic
White:	0	0	0	0	0	0		0
Black/African American:	1	0	0	0	1	0	0	0
Asian:	0	0	0	0	0	0	0	0
American Indian/Alaskan Native:	0	0	0	0	0	0	0	0
Native Hawaiian/Other Pacific Islander:	0	0	0	0	0	0	0	0
American Indian/Alaskan Native & White:	0	0	0	0	0	0	0	0
Asian White:	0	0	0	0	0	0	0	0
Black/African American & White:	0	0	0	0	0	0	0	0
American Indian/Alaskan Native & Black/African American:	0	0	0	0	0	0	0	0
Other multi-racial:	0	0	0	0	0	0	0	0
Asian/Pacific Islander:	0	0	0	0	0	0	0	0
Hispanic:	0	0	0	0	0	0	0	0
Total:	1	0	0	0	1	0	0	0



U.S. Department of Housing and Urban Development
Office of Community Planning and Development
Integrated Disbursement and Information System
CDBG Activity Summary Report (GPR) for Program Year 2014
MONTGOMERY COUNTY

Date: 03-Sep-2015

Time: 13:38

Page: 204

Female-headed Households:

0

0

0

Income Category:

	Owner	Renter	Total	Person
Extremely Low	1	0	1	0
Low Mod	0	0	0	0
Moderate	0	0	0	0
Non Low Moderate	0	0	0	0
Total	1	0	1	0
Percent Low/Mod	100.0%		100.0%	

Annual Accomplishments

Years	Accomplishment Narrative	# Benefitting
2014	1 housing unit acquired	



U.S. Department of Housing and Urban Development
Office of Community Planning and Development
Integrated Disbursement and Information System
CDBG Activity Summary Report (GPR) for Program Year 2014
MONTGOMERY COUNTY

Date: 03-Sep-2015
Time: 13:38
Page: 205

PGM Year: 2014
Project: 0002 - Group Home Rehabilitation
IDIS Activity: 2893 - GH Rehab - Community Connections

Status: Completed 2/9/2015 8:53:44 AM
Location: 8210 Houston Ct Takoma Park, MD 20912-6247

Objective: Provide decent affordable housing
Outcome: Affordability
Matrix Code: Rehab; Single-Unit Residential (14A) **National Objective:** LMH

Initial Funding Date: 07/08/2014

Description:

Boiler replacement and ASHI property inspection.

Financing

	Fund Type	Grant Year	Grant	Funded Amount	Drawn In Program Year	Drawn Thru Program Year
CDBG	EN	Pre-2015		\$20,808.00	\$0.00	\$0.00
		2012	B12UC240001		\$20,808.00	\$20,808.00
Total	Total			\$20,808.00	\$20,808.00	\$20,808.00

Proposed Accomplishments

Housing Units : 1

Actual Accomplishments

Number assisted:

	Owner		Renter		Total		Person	
	Total	Hispanic	Total	Hispanic	Total	Hispanic	Total	Hispanic
White:	1	0	0	0	1	0	0	0
Black/African American:	0	0	0	0	0	0	0	0
Asian:	0	0	0	0	0	0	0	0
American Indian/Alaskan Native:	0	0	0	0	0	0	0	0
Native Hawaiian/Other Pacific Islander:	0	0	0	0	0	0	0	0
American Indian/Alaskan Native & White:	0	0	0	0	0	0	0	0
Asian White:	0	0	0	0	0	0	0	0
Black/African American & White:	0	0	0	0	0	0	0	0
American Indian/Alaskan Native & Black/African American:	0	0	0	0	0	0	0	0
Other multi-racial:	0	0	0	0	0	0	0	0
Asian/Pacific Islander:	0	0	0	0	0	0	0	0
Hispanic:	0	0	0	0	0	0	0	0
Total:	1	0	0	0	1	0	0	0

Female-headed Households:

0 0 0



U.S. Department of Housing and Urban Development
Office of Community Planning and Development
Integrated Disbursement and Information System
CDBG Activity Summary Report (GPR) for Program Year 2014
MONTGOMERY COUNTY

Date: 03-Sep-2015

Time: 13:38

Page: 206

Income Category:

	Owner	Renter	Total	Person
Extremely Low	1	0	1	0
Low Mod	0	0	0	0
Moderate	0	0	0	0
Non Low Moderate	0	0	0	0
Total	1	0	1	0
Percent Low/Mod	100.0%		100.0%	

Annual Accomplishments

Years	Accomplishment Narrative	# Benefitting
2014	1 housing unit rehabilitated	



U.S. Department of Housing and Urban Development
Office of Community Planning and Development
Integrated Disbursement and Information System
CDBG Activity Summary Report (GPR) for Program Year 2014
MONTGOMERY COUNTY

Date: 03-Sep-2015
Time: 13:38
Page: 207

PGM Year: 2014
Project: 0001 - Housing Acquisition and Preservation
IDIS Activity: 2894 - Housing Rehab - Connerstone Mont./4820 Brightwood Cir.

Status: Completed 2/9/2015 9:06:01 AM
Location: 4820 Brightwood Cir Olney, MD 20832-3149

Objective: Provide decent affordable housing
Outcome: Affordability
Matrix Code: Acquisition of Real Property (01)
National Objective: LMH

Initial Funding Date: 07/08/2014

Description:

Permanent financing of for 1 unit of housing for individuals with disabilities.

Financing

	Fund Type	Grant Year	Grant	Funded Amount	Drawn In Program Year	Drawn Thru Program Year
CDBG	PI	Pre-2015		\$50,000.00	\$0.00	\$0.00
		2013	B13UC240001		\$50,000.00	\$50,000.00
Total	Total			\$50,000.00	\$50,000.00	\$50,000.00

Proposed Accomplishments

Housing Units : 1

Actual Accomplishments

Number assisted:

	Owner		Renter		Total		Person	
	Total	Hispanic	Total	Hispanic	Total	Hispanic	Total	Hispanic
White:	1	0	0	0	1	0	0	0
Black/African American:	0	0	0	0	0	0	0	0
Asian:	0	0	0	0	0	0	0	0
American Indian/Alaskan Native:	0	0	0	0	0	0	0	0
Native Hawaiian/Other Pacific Islander:	0	0	0	0	0	0	0	0
American Indian/Alaskan Native & White:	0	0	0	0	0	0	0	0
Asian White:	0	0	0	0	0	0	0	0
Black/African American & White:	0	0	0	0	0	0	0	0
American Indian/Alaskan Native & Black/African American:	0	0	0	0	0	0	0	0
Other multi-racial:	0	0	0	0	0	0	0	0
Asian/Pacific Islander:	0	0	0	0	0	0	0	0
Hispanic:	0	0	0	0	0	0	0	0
Total:	1	0	0	0	1	0	0	0
Female-headed Households:	0		0		0			



U.S. Department of Housing and Urban Development
Office of Community Planning and Development
Integrated Disbursement and Information System
CDBG Activity Summary Report (GPR) for Program Year 2014
MONTGOMERY COUNTY

Date: 03-Sep-2015

Time: 13:38

Page: 208

Income Category:

	Owner	Renter	Total	Person
Extremely Low	1	0	1	0
Low Mod	0	0	0	0
Moderate	0	0	0	0
Non Low Moderate	0	0	0	0
Total	1	0	1	0
Percent Low/Mod	100.0%		100.0%	

Annual Accomplishments

Years	Accomplishment Narrative	# Benefitting
2014	1 housing unit rehabilitated	



U.S. Department of Housing and Urban Development
Office of Community Planning and Development
Integrated Disbursement and Information System
CDBG Activity Summary Report (GPR) for Program Year 2014
MONTGOMERY COUNTY

Date: 03-Sep-2015
Time: 13:38
Page: 209

PGM Year: 2014
Project: 0001 - Housing Acquisition and Preservation
IDIS Activity: 2897 - MF Rehab - Connerstone Mont./7710 Woodmont Ave, #316

Status: Completed 2/9/2015 9:09:01 AM
Location: 7710 Woodmont Ave Apt 316 Bethesda, MD 20814-6058
Objective: Provide decent affordable housing
Outcome: Affordability
Matrix Code: Acquisition of Real Property (01)
National Objective: LMH

Initial Funding Date: 09/16/2014

Description:

Permanent financing of 1 unit of housing for individuals with disabilities.

Financing

	Fund Type	Grant Year	Grant	Funded Amount	Drawn In Program Year	Drawn Thru Program Year
CDBG	PI	Pre-2015		\$50,000.00	\$0.00	\$0.00
		2013	B13UC240001		\$50,000.00	\$50,000.00
Total	Total			\$50,000.00	\$50,000.00	\$50,000.00

Proposed Accomplishments

Housing Units : 1

Actual Accomplishments

Number assisted:

	Owner		Renter		Total		Person	
	Total	Hispanic	Total	Hispanic	Total	Hispanic	Total	Hispanic
White:	1	0	0	0	1	0	0	0
Black/African American:	0	0	0	0	0	0	0	0
Asian:	0	0	0	0	0	0	0	0
American Indian/Alaskan Native:	0	0	0	0	0	0	0	0
Native Hawaiian/Other Pacific Islander:	0	0	0	0	0	0	0	0
American Indian/Alaskan Native & White:	0	0	0	0	0	0	0	0
Asian White:	0	0	0	0	0	0	0	0
Black/African American & White:	0	0	0	0	0	0	0	0
American Indian/Alaskan Native & Black/African American:	0	0	0	0	0	0	0	0
Other multi-racial:	0	0	0	0	0	0	0	0
Asian/Pacific Islander:	0	0	0	0	0	0	0	0
Hispanic:	0	0	0	0	0	0	0	0
Total:	1	0	0	0	1	0	0	0

Female-headed Households:

0 0 0



U.S. Department of Housing and Urban Development
Office of Community Planning and Development
Integrated Disbursement and Information System
CDBG Activity Summary Report (GPR) for Program Year 2014
MONTGOMERY COUNTY

Date: 03-Sep-2015

Time: 13:38

Page: 210

Income Category:

	Owner	Renter	Total	Person
Extremely Low	1	0	1	0
Low Mod	0	0	0	0
Moderate	0	0	0	0
Non Low Moderate	0	0	0	0
Total	1	0	1	0
Percent Low/Mod	100.0%		100.0%	

Annual Accomplishments

Years	Accomplishment Narrative	# Benefitting
2014	1 housing unit rehabilitated	



U.S. Department of Housing and Urban Development
Office of Community Planning and Development
Integrated Disbursement and Information System
CDBG Activity Summary Report (GPR) for Program Year 2014
MONTGOMERY COUNTY

Date: 03-Sep-2015
Time: 13:38
Page: 211

PGM Year: 2014
Project: 0028 - Single-Family Rehabilitation Program - City of Rockville
IDIS Activity: 2898 - Single-Family Rehabilitation- City of Rockville

Status: Open
Location: 5858 Aleutian Ave Rockville, MD 20851-1833

Objective: Provide decent affordable housing
Outcome: Affordability
Matrix Code: Rehab; Single-Unit Residential (14A) **National Objective:** LMH

Initial Funding Date: 09/09/2014

Description:

Provide for home improvement forgiveness loans homeowners for emergency repairs, handicap adaptability & energy efficiency improvements.
An estimated 6 households will benefit.

Financing

	Fund Type	Grant Year	Grant	Funded Amount	Drawn In Program Year	Drawn Thru Program Year
CDBG	EN	Pre-2015		\$186,285.00	\$0.00	\$0.00
		2013	B13UC240001		\$21,023.92	\$21,023.92
		2014	B14UC240001		\$0.00	\$0.00
Total	Total			\$186,285.00	\$21,023.92	\$21,023.92

Proposed Accomplishments

Housing Units : 6

Actual Accomplishments

Number assisted:

	Owner		Renter		Total		Person	
	Total	Hispanic	Total	Hispanic	Total	Hispanic	Total	Hispanic
White:	1	0	0	0	1	0	0	0
Black/African American:	3	0	0	0	3	0	0	0
Asian:	0	0	0	0	0	0	0	0
American Indian/Alaskan Native:	0	0	0	0	0	0	0	0
Native Hawaiian/Other Pacific Islander:	0	0	0	0	0	0	0	0
American Indian/Alaskan Native & White:	0	0	0	0	0	0	0	0
Asian White:	0	0	0	0	0	0	0	0
Black/African American & White:	0	0	0	0	0	0	0	0
American Indian/Alaskan Native & Black/African American:	0	0	0	0	0	0	0	0
Other multi-racial:	1	0	0	0	1	0	0	0
Asian/Pacific Islander:	0	0	0	0	0	0	0	0
Hispanic:	0	0	0	0	0	0	0	0
Total:	5	0	0	0	5	0	0	0



U.S. Department of Housing and Urban Development
Office of Community Planning and Development
Integrated Disbursement and Information System
CDBG Activity Summary Report (GPR) for Program Year 2014
MONTGOMERY COUNTY

Date: 03-Sep-2015
Time: 13:38
Page: 212

Female-headed Households: 0 0 0

Income Category:

	Owner	Renter	Total	Person
Extremely Low	2	0	2	0
Low Mod	3	0	3	0
Moderate	0	0	0	0
Non Low Moderate	0	0	0	0
Total	5	0	5	0
Percent Low/Mod	100.0%		100.0%	

Annual Accomplishments

Years	Accomplishment Narrative	# Benefitting
2014	5 housing units rehabilitated	



U.S. Department of Housing and Urban Development
Office of Community Planning and Development
Integrated Disbursement and Information System
CDBG Activity Summary Report (GPR) for Program Year 2014
MONTGOMERY COUNTY

Date: 03-Sep-2015
Time: 13:38
Page: 213

PGM Year: 2013
Project: 0003 - Housing Acquisition and Preservation
IDIS Activity: 2899 - GH Rehab - CSS/18609 Chickadee Lane

Status: Completed 2/9/2015 8:36:42 AM
Location: 18609 Chickadee Ln Gaithersburg, MD 20879-1730

Objective: Provide decent affordable housing
Outcome: Affordability
Matrix Code: Rehab; Single-Unit Residential (14A) **National Objective:** LMH

Initial Funding Date: 09/23/2014

Description:
HVAC Replacment.
Financing

	Fund Type	Grant Year	Grant	Funded Amount	Drawn In Program Year	Drawn Thru Program Year
CDBG	EN	Pre-2015		\$6,350.00	\$0.00	\$0.00
		2013	B13UC240001		\$6,350.00	\$6,350.00
Total	Total			\$6,350.00	\$6,350.00	\$6,350.00

Proposed Accomplishments

Housing Units : 1

Actual Accomplishments

Number assisted:

	Owner		Renter		Total		Person	
	Total	Hispanic	Total	Hispanic	Total	Hispanic	Total	Hispanic
White:	1	0	0	0	1	0	0	0
Black/African American:	0	0	0	0	0	0	0	0
Asian:	0	0	0	0	0	0	0	0
American Indian/Alaskan Native:	0	0	0	0	0	0	0	0
Native Hawaiian/Other Pacific Islander:	0	0	0	0	0	0	0	0
American Indian/Alaskan Native & White:	0	0	0	0	0	0	0	0
Asian White:	0	0	0	0	0	0	0	0
Black/African American & White:	0	0	0	0	0	0	0	0
American Indian/Alaskan Native & Black/African American:	0	0	0	0	0	0	0	0
Other multi-racial:	0	0	0	0	0	0	0	0
Asian/Pacific Islander:	0	0	0	0	0	0	0	0
Hispanic:	0	0	0	0	0	0	0	0
Total:	1	0	0	0	1	0	0	0

Female-headed Households:

0 0 0



U.S. Department of Housing and Urban Development
Office of Community Planning and Development
Integrated Disbursement and Information System
CDBG Activity Summary Report (GPR) for Program Year 2014
MONTGOMERY COUNTY

Date: 03-Sep-2015

Time: 13:38

Page: 214

Income Category:

	Owner	Renter	Total	Person
Extremely Low	1	0	1	0
Low Mod	0	0	0	0
Moderate	0	0	0	0
Non Low Moderate	0	0	0	0
Total	1	0	1	0
Percent Low/Mod	100.0%		100.0%	

Annual Accomplishments

Years	Accomplishment Narrative	# Benefitting
2014	1 housing units rehabilitated	



U.S. Department of Housing and Urban Development
Office of Community Planning and Development
Integrated Disbursement and Information System
CDBG Activity Summary Report (GPR) for Program Year 2014
MONTGOMERY COUNTY

Date: 03-Sep-2015
Time: 13:38
Page: 215

PGM Year: 2013
Project: 0003 - Housing Acquisition and Preservation
IDIS Activity: 2900 - GH Rehab - CSS/20221 Shipley Ter., #101

Status: Completed 8/3/2015 9:59:01 AM
Location: 20221 Shipley Ter Apt 101 Germantown, MD 20874-3708

Objective: Provide decent affordable housing
Outcome: Affordability
Matrix Code: Rehab; Single-Unit Residential (14A) **National Objective:** LMH

Initial Funding Date: 09/23/2014

Description:

HVAC Replacment.

Financing

	Fund Type	Grant Year	Grant	Funded Amount	Drawn In Program Year	Drawn Thru Program Year
CDBG	EN	Pre-2015		\$4,500.00	\$0.00	\$0.00
		2013	B13UC240001		\$4,500.00	\$4,500.00
Total	Total			\$4,500.00	\$4,500.00	\$4,500.00

Proposed Accomplishments

Housing Units : 1

Actual Accomplishments

Number assisted:

	Owner		Renter		Total		Person	
	Total	Hispanic	Total	Hispanic	Total	Hispanic	Total	Hispanic
White:	1	0	0	0	1	0	0	0
Black/African American:	0	0	0	0	0	0	0	0
Asian:	0	0	0	0	0	0	0	0
American Indian/Alaskan Native:	0	0	0	0	0	0	0	0
Native Hawaiian/Other Pacific Islander:	0	0	0	0	0	0	0	0
American Indian/Alaskan Native & White:	0	0	0	0	0	0	0	0
Asian White:	0	0	0	0	0	0	0	0
Black/African American & White:	0	0	0	0	0	0	0	0
American Indian/Alaskan Native & Black/African American:	0	0	0	0	0	0	0	0
Other multi-racial:	0	0	0	0	0	0	0	0
Asian/Pacific Islander:	0	0	0	0	0	0	0	0
Hispanic:	0	0	0	0	0	0	0	0
Total:	1	0	0	0	1	0	0	0
Female-headed Households:	0		0		0			



U.S. Department of Housing and Urban Development
Office of Community Planning and Development
Integrated Disbursement and Information System
CDBG Activity Summary Report (GPR) for Program Year 2014
MONTGOMERY COUNTY

Date: 03-Sep-2015

Time: 13:38

Page: 216

Income Category:

	Owner	Renter	Total	Person
Extremely Low	0	0	0	0
Low Mod	1	0	1	0
Moderate	0	0	0	0
Non Low Moderate	0	0	0	0
Total	1	0	1	0
Percent Low/Mod	100.0%		100.0%	

Annual Accomplishments

Years	Accomplishment Narrative	# Benefitting
2015	1 housing unit rehabilitated	



U.S. Department of Housing and Urban Development
Office of Community Planning and Development
Integrated Disbursement and Information System
CDBG Activity Summary Report (GPR) for Program Year 2014
MONTGOMERY COUNTY

Date: 03-Sep-2015
Time: 13:38
Page: 217

PGM Year: 2013
Project: 0003 - Housing Acquisition and Preservation
IDIS Activity: 2901 - GH Rehab - CSS/19843 Bassellton Pl.

Status: Completed 8/3/2015 10:00:23 AM
Location: 19843 Bazzellton Pl Montgomery Village, MD 20886-1432

Objective: Provide decent affordable housing
Outcome: Affordability
Matrix Code: Rehab; Single-Unit Residential (14A) **National Objective:** LMH

Initial Funding Date: 09/23/2014

Description:
HVAC Replacment.
Financing

	Fund Type	Grant Year	Grant	Funded Amount	Drawn In Program Year	Drawn Thru Program Year
CDBG	EN	Pre-2015		\$6,350.00	\$0.00	\$0.00
		2013	B13UC240001		\$6,350.00	\$6,350.00
Total	Total			\$6,350.00	\$6,350.00	\$6,350.00

Proposed Accomplishments

Housing Units : 1

Actual Accomplishments

Number assisted:

	Owner		Renter		Total		Person	
	Total	Hispanic	Total	Hispanic	Total	Hispanic	Total	Hispanic
White:	0	0	0	0	0	0		0
Black/African American:	1	0	0	0	1	0	0	0
Asian:	0	0	0	0	0	0	0	0
American Indian/Alaskan Native:	0	0	0	0	0	0	0	0
Native Hawaiian/Other Pacific Islander:	0	0	0	0	0	0	0	0
American Indian/Alaskan Native & White:	0	0	0	0	0	0	0	0
Asian White:	0	0	0	0	0	0	0	0
Black/African American & White:	0	0	0	0	0	0	0	0
American Indian/Alaskan Native & Black/African American:	0	0	0	0	0	0	0	0
Other multi-racial:	0	0	0	0	0	0	0	0
Asian/Pacific Islander:	0	0	0	0	0	0	0	0
Hispanic:	0	0	0	0	0	0	0	0
Total:	1	0	0	0	1	0	0	0

Female-headed Households:

0 0 0



U.S. Department of Housing and Urban Development
Office of Community Planning and Development
Integrated Disbursement and Information System
CDBG Activity Summary Report (GPR) for Program Year 2014
MONTGOMERY COUNTY

Date: 03-Sep-2015

Time: 13:38

Page: 218

Income Category:

	Owner	Renter	Total	Person
Extremely Low	1	0	1	0
Low Mod	0	0	0	0
Moderate	0	0	0	0
Non Low Moderate	0	0	0	0
Total	1	0	1	0
Percent Low/Mod	100.0%		100.0%	

Annual Accomplishments

Years	Accomplishment Narrative	# Benefitting
2015	1 housing unit rehabilitated	



U.S. Department of Housing and Urban Development
Office of Community Planning and Development
Integrated Disbursement and Information System
CDBG Activity Summary Report (GPR) for Program Year 2014
MONTGOMERY COUNTY

Date: 03-Sep-2015
Time: 13:38
Page: 219

PGM Year: 2014
Project: 0001 - Housing Acquisition and Preservation
IDIS Activity: 2902 - GH Rehab - CSS/20554 Lowfield Dr.

Status: Completed 9/2/2015 2:44:38 PM
Location: 20554 Lowfield Dr Germantown, MD 20874-2877

Objective: Provide decent affordable housing
Outcome: Affordability
Matrix Code: Rehab; Single-Unit Residential (14A) **National Objective:** LMH

Initial Funding Date: 09/29/2014

Description:

New bathroom, new washerdryer, new water heater, new kitchen appliances & cabinets, renovation of upstairs bathroom, interior painting, install of Kerdi drains, & general repairs to deficiencies identified in each room through ASHI inspection (such as window blinds, closet doors, smoke detectors), staining deck & landscapingdrainage repairs.

Financing

	Fund Type	Grant Year	Grant	Funded Amount	Drawn In Program Year	Drawn Thru Program Year
CDBG	EN	Pre-2015		\$43,079.00	\$0.00	\$0.00
		2013	B13UC240001		\$43,079.00	\$43,079.00
Total	Total			\$43,079.00	\$43,079.00	\$43,079.00

Proposed Accomplishments

Housing Units : 1

Actual Accomplishments

Number assisted:

	Owner		Renter		Total		Person	
	Total	Hispanic	Total	Hispanic	Total	Hispanic	Total	Hispanic
White:	1	0	0	0	1	0	0	0
Black/African American:	0	0	0	0	0	0	0	0
Asian:	0	0	0	0	0	0	0	0
American Indian/Alaskan Native:	0	0	0	0	0	0	0	0
Native Hawaiian/Other Pacific Islander:	0	0	0	0	0	0	0	0
American Indian/Alaskan Native & White:	0	0	0	0	0	0	0	0
Asian White:	0	0	0	0	0	0	0	0
Black/African American & White:	0	0	0	0	0	0	0	0
American Indian/Alaskan Native & Black/African American:	0	0	0	0	0	0	0	0
Other multi-racial:	0	0	0	0	0	0	0	0
Asian/Pacific Islander:	0	0	0	0	0	0	0	0
Hispanic:	0	0	0	0	0	0	0	0
Total:	1	0	0	0	1	0	0	0



U.S. Department of Housing and Urban Development
Office of Community Planning and Development
Integrated Disbursement and Information System
CDBG Activity Summary Report (GPR) for Program Year 2014
MONTGOMERY COUNTY

Date: 03-Sep-2015
Time: 13:38
Page: 220

Female-headed Households: 0 0 0

Income Category:

	Owner	Renter	Total	Person
Extremely Low	0	0	0	0
Low Mod	1	0	1	0
Moderate	0	0	0	0
Non Low Moderate	0	0	0	0
Total	1	0	1	0
Percent Low/Mod	100.0%		100.0%	

Annual Accomplishments

Years	Accomplishment Narrative	# Benefitting
2014	1 housing unit rehabilitated	



U.S. Department of Housing and Urban Development
Office of Community Planning and Development
Integrated Disbursement and Information System
CDBG Activity Summary Report (GPR) for Program Year 2014
MONTGOMERY COUNTY

Date: 03-Sep-2015
Time: 13:38
Page: 221

PGM Year: 2013
Project: 0003 - Housing Acquisition and Preservation
IDIS Activity: 2903 - GH Rehab - Hsg. Unlim/10623 Muirfield Dr.

Status: Open
Location: 10623 Muirfield Dr Potomac, MD 20854-4080

Objective: Provide decent affordable housing
Outcome: Affordability
Matrix Code: Rehab; Single-Unit Residential (14A) **National Objective:** LMH

Initial Funding Date: 09/29/2014

Description:

Kitchen renovation including countertops, sink fixtures, lighting & general repairs to deficiencies indentified in each room through ASHI inspection (such as windowns, lighting, caulking, flooring), bathroom renovations, painting & exterior repairs to patio & shed.

Financing

	Fund Type	Grant Year	Grant	Funded Amount	Drawn In Program Year	Drawn Thru Program Year
CDBG	EN	Pre-2015		\$58,955.00	\$0.00	\$0.00
Total	Total			\$58,955.00	\$0.00	\$0.00

Proposed Accomplishments

Housing Units : 1

Actual Accomplishments

Number assisted:

	Owner		Renter		Total		Person	
	Total	Hispanic	Total	Hispanic	Total	Hispanic	Total	Hispanic
White:	0	0	0	0	0	0		0
Black/African American:	0	0	0	0	0	0	0	0
Asian:	0	0	0	0	0	0	0	0
American Indian/Alaskan Native:	0	0	0	0	0	0	0	0
Native Hawaiian/Other Pacific Islander:	0	0	0	0	0	0	0	0
American Indian/Alaskan Native & White:	0	0	0	0	0	0	0	0
Asian White:	0	0	0	0	0	0	0	0
Black/African American & White:	0	0	0	0	0	0	0	0
American Indian/Alaskan Native & Black/African American:	0	0	0	0	0	0	0	0
Other multi-racial:	0	0	0	0	0	0	0	0
Asian/Pacific Islander:	0	0	0	0	0	0	0	0
Hispanic:	0	0	0	0	0	0	0	0
Total:	0	0	0	0	0	0	0	0
Female-headed Households:	0		0		0			



U.S. Department of Housing and Urban Development
Office of Community Planning and Development
Integrated Disbursement and Information System
CDBG Activity Summary Report (GPR) for Program Year 2014
MONTGOMERY COUNTY

Date: 03-Sep-2015

Time: 13:38

Page: 222

Income Category:

	Owner	Renter	Total	Person
Extremely Low	0	0	0	0
Low Mod	0	0	0	0
Moderate	0	0	0	0
Non Low Moderate	0	0	0	0
Total	0	0	0	0
Percent Low/Mod				

Annual Accomplishments

No data returned for this view. This might be because the applied filter excludes all data.



U.S. Department of Housing and Urban Development
Office of Community Planning and Development
Integrated Disbursement and Information System
CDBG Activity Summary Report (GPR) for Program Year 2014
MONTGOMERY COUNTY

Date: 03-Sep-2015
Time: 13:38
Page: 223

PGM Year:	2013								
Project:	0003 - Housing Acquisition and Preservation								
IDIS Activity:	2904 - GH Rehab - Cornerstone Montgomery								
Status:	Open	Objective:	Provide decent affordable housing						
Location:	13514 Hamlet Square Ct Germantown, MD 20874-2140	Outcome:	Affordability						
		Matrix Code:	Rehab; Single-Unit Residential (14A)				National Objective:	LMH	

Initial Funding Date: 09/29/2014

Description:

Exterior wood repairs, replace eaves, soffits, & fascia board, replace gate, exterior stone repairs, replace exterior doors (including patio & garage doors), renovate third floor bathroom, replace flooring in 2nd floor bathroom, install Kerdi drains, drywall repairs & painting.

Financing

	Fund Type	Grant Year	Grant	Funded Amount	Drawn In Program Year	Drawn Thru Program Year
CDBG	EN	Pre-2015		\$38,913.00	\$0.00	\$0.00
Total	Total			\$38,913.00	\$0.00	\$0.00

Proposed Accomplishments

Housing Units : 1

Actual Accomplishments

Number assisted:

	Owner		Renter		Total		Person	
	Total	Hispanic	Total	Hispanic	Total	Hispanic	Total	Hispanic
White:	0	0	0	0	0	0		0
Black/African American:	0	0	0	0	0	0	0	0
Asian:	0	0	0	0	0	0	0	0
American Indian/Alaskan Native:	0	0	0	0	0	0	0	0
Native Hawaiian/Other Pacific Islander:	0	0	0	0	0	0	0	0
American Indian/Alaskan Native & White:	0	0	0	0	0	0	0	0
Asian White:	0	0	0	0	0	0	0	0
Black/African American & White:	0	0	0	0	0	0	0	0
American Indian/Alaskan Native & Black/African American:	0	0	0	0	0	0	0	0
Other multi-racial:	0	0	0	0	0	0	0	0
Asian/Pacific Islander:	0	0	0	0	0	0	0	0
Hispanic:	0	0	0	0	0	0	0	0
Total:	0	0	0	0	0	0	0	0
Female-headed Households:	0		0		0			



U.S. Department of Housing and Urban Development
Office of Community Planning and Development
Integrated Disbursement and Information System
CDBG Activity Summary Report (GPR) for Program Year 2014
MONTGOMERY COUNTY

Date: 03-Sep-2015

Time: 13:38

Page: 224

Income Category:

	Owner	Renter	Total	Person
Extremely Low	0	0	0	0
Low Mod	0	0	0	0
Moderate	0	0	0	0
Non Low Moderate	0	0	0	0
Total	0	0	0	0
Percent Low/Mod				

Annual Accomplishments

No data returned for this view. This might be because the applied filter excludes all data.



U.S. Department of Housing and Urban Development
Office of Community Planning and Development
Integrated Disbursement and Information System
CDBG Activity Summary Report (GPR) for Program Year 2014
MONTGOMERY COUNTY

Date: 03-Sep-2015
Time: 13:38
Page: 225

PGM Year: 2013
Project: 0003 - Housing Acquisition and Preservation
IDIS Activity: 2905 - GH Rehab - Cornerstone Montgomery

Status: Open
Location: 615 University Blvd E Silver Spring, MD 20901-3769

Objective: Provide decent affordable housing
Outcome: Affordability
Matrix Code: Rehab; Single-Unit Residential (14A) **National Objective:** LMH

Initial Funding Date: 09/29/2014

Description:
Exterior wood repairs, exterior concrete repair, replace exterior doors, install laminate flooring, replace (3) windows, replace HVAC, electrical system repairs.

Financing

	Fund Type	Grant Year	Grant	Funded Amount	Drawn In Program Year	Drawn Thru Program Year
CDBG	EN	Pre-2015		\$34,925.00	\$0.00	\$0.00
Total	Total			\$34,925.00	\$0.00	\$0.00

Proposed Accomplishments

Housing Units : 1

Actual Accomplishments

Number assisted:

	Owner		Renter		Total		Person	
	Total	Hispanic	Total	Hispanic	Total	Hispanic	Total	Hispanic
White:	0	0	0	0	0	0		0
Black/African American:	0	0	0	0	0	0	0	0
Asian:	0	0	0	0	0	0	0	0
American Indian/Alaskan Native:	0	0	0	0	0	0	0	0
Native Hawaiian/Other Pacific Islander:	0	0	0	0	0	0	0	0
American Indian/Alaskan Native & White:	0	0	0	0	0	0	0	0
Asian White:	0	0	0	0	0	0	0	0
Black/African American & White:	0	0	0	0	0	0	0	0
American Indian/Alaskan Native & Black/African American:	0	0	0	0	0	0	0	0
Other multi-racial:	0	0	0	0	0	0	0	0
Asian/Pacific Islander:	0	0	0	0	0	0	0	0
Hispanic:	0	0	0	0	0	0	0	0
Total:	0	0	0	0	0	0	0	0
Female-headed Households:	0		0		0			



U.S. Department of Housing and Urban Development
Office of Community Planning and Development
Integrated Disbursement and Information System
CDBG Activity Summary Report (GPR) for Program Year 2014
MONTGOMERY COUNTY

Date: 03-Sep-2015

Time: 13:38

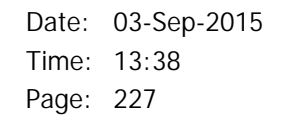
Page: 226

Income Category:

	Owner	Renter	Total	Person
Extremely Low	0	0	0	0
Low Mod	0	0	0	0
Moderate	0	0	0	0
Non Low Moderate	0	0	0	0
Total	0	0	0	0
Percent Low/Mod				

Annual Accomplishments

No data returned for this view. This might be because the applied filter excludes all data.



Page: 227 of 247



U.S. Department of Housing and Urban Development
Office of Community Planning and Development
Integrated Disbursement and Information System
CDBG Activity Summary Report (GPR) for Program Year 2014
MONTGOMERY COUNTY

Date: 03-Sep-2015

Time: 13:38

Page: 228

Income Category:

	Owner	Renter	Total	Person
Extremely Low	0	0	0	0
Low Mod	0	0	0	0
Moderate	0	0	0	0
Non Low Moderate	0	0	0	0
Total	0	0	0	0
Percent Low/Mod				

Annual Accomplishments

No data returned for this view. This might be because the applied filter excludes all data.



U.S. Department of Housing and Urban Development
Office of Community Planning and Development
Integrated Disbursement and Information System
CDBG Activity Summary Report (GPR) for Program Year 2014
MONTGOMERY COUNTY

Date: 03-Sep-2015
Time: 13:38
Page: 229

PGM Year: 2013
Project: 0003 - Housing Acquisition and Preservation
IDIS Activity: 2907 - GH Rehab - Cornerstone Montgomery

Status: Open
Location: 8205 Houston Ct Takoma Park, MD 20912-6247

Objective: Provide decent affordable housing
Outcome: Affordability
Matrix Code: Rehab; Single-Unit Residential (14A) **National Objective:** LMH

Initial Funding Date: 09/29/2014

Description:

Exterior wood repairs, replace eaves, soffits, & fascia boards, exterior brick repair, replace exterior doors, renovate bathroom, install kerdi drains, install laminate flooring, replace windows, repair baseboard heaters & electrical repairs.

Financing

	Fund Type	Grant Year	Grant	Funded Amount	Drawn In Program Year	Drawn Thru Program Year
CDBG	EN	Pre-2015		\$57,860.00	\$0.00	\$0.00
		2013	B13UC240001		\$19,011.00	\$19,011.00
Total	Total			\$57,860.00	\$19,011.00	\$19,011.00

Proposed Accomplishments

Housing Units : 1

Actual Accomplishments

Number assisted:

	Owner		Renter		Total		Person	
	Total	Hispanic	Total	Hispanic	Total	Hispanic	Total	Hispanic
White:	0	0	0	0	0	0		0
Black/African American:	0	0	0	0	0	0	0	0
Asian:	0	0	0	0	0	0	0	0
American Indian/Alaskan Native:	0	0	0	0	0	0	0	0
Native Hawaiian/Other Pacific Islander:	0	0	0	0	0	0	0	0
American Indian/Alaskan Native & White:	0	0	0	0	0	0	0	0
Asian White:	0	0	0	0	0	0	0	0
Black/African American & White:	0	0	0	0	0	0	0	0
American Indian/Alaskan Native & Black/African American:	0	0	0	0	0	0	0	0
Other multi-racial:	0	0	0	0	0	0	0	0
Asian/Pacific Islander:	0	0	0	0	0	0	0	0
Hispanic:	0	0	0	0	0	0	0	0
Total:	0	0	0	0	0	0	0	0



U.S. Department of Housing and Urban Development
Office of Community Planning and Development
Integrated Disbursement and Information System
CDBG Activity Summary Report (GPR) for Program Year 2014
MONTGOMERY COUNTY

Date: 03-Sep-2015

Time: 13:38

Page: 230

Female-headed Households:

0

0

0

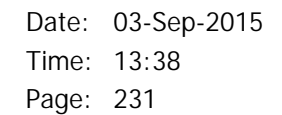
Income Category:

	Owner	Renter	Total	Person
Extremely Low	0	0	0	0
Low Mod	0	0	0	0
Moderate	0	0	0	0
Non Low Moderate	0	0	0	0
Total	0	0	0	0

Percent Low/Mod

Annual Accomplishments

No data returned for this view. This might be because the applied filter excludes all data.



Page: 231 of 247



U.S. Department of Housing and Urban Development
Office of Community Planning and Development
Integrated Disbursement and Information System
CDBG Activity Summary Report (GPR) for Program Year 2014
MONTGOMERY COUNTY

Date: 03-Sep-2015

Time: 13:38

Page: 232

Income Category:

	Owner	Renter	Total	Person
Extremely Low	0	0	0	0
Low Mod	0	0	0	0
Moderate	0	0	0	0
Non Low Moderate	0	0	0	0
Total	0	0	0	0
Percent Low/Mod				

Annual Accomplishments

No data returned for this view. This might be because the applied filter excludes all data.



U.S. Department of Housing and Urban Development
Office of Community Planning and Development
Integrated Disbursement and Information System
CDBG Activity Summary Report (GPR) for Program Year 2014
MONTGOMERY COUNTY

Date: 03-Sep-2015
Time: 13:38
Page: 233

PGM Year: 2014
Project: 0001 - Housing Acquisition and Preservation
IDIS Activity: 2909 - Housing Acquisition- CMI/3523 Woodlake Dr.

Status: Completed 2/9/2015 8:47:05 AM
Location: 3523 Woodlake Dr Silver Spring, MD 20904-4671

Objective: Provide decent affordable housing
Outcome: Affordability
Matrix Code: Acquisition of Real Property (01)
National Objective: LMH

Initial Funding Date: 12/04/2014

Description:

Townhouse-three(3)bedroom SRO for people with disabilities.

Financing

	Fund Type	Grant Year	Grant	Funded Amount	Drawn In Program Year	Drawn Thru Program Year
CDBG	EN	Pre-2015		\$50,000.00	\$0.00	\$0.00
		2013	B13UC240001		\$50,000.00	\$50,000.00
Total	Total			\$50,000.00	\$50,000.00	\$50,000.00

Proposed Accomplishments

Housing Units : 3

Actual Accomplishments

Number assisted:

	Owner		Renter		Total		Person	
	Total	Hispanic	Total	Hispanic	Total	Hispanic	Total	Hispanic
White:	0	0	3	0	3	0	0	0
Black/African American:	0	0	0	0	0	0	0	0
Asian:	0	0	0	0	0	0	0	0
American Indian/Alaskan Native:	0	0	0	0	0	0	0	0
Native Hawaiian/Other Pacific Islander:	0	0	0	0	0	0	0	0
American Indian/Alaskan Native & White:	0	0	0	0	0	0	0	0
Asian White:	0	0	0	0	0	0	0	0
Black/African American & White:	0	0	0	0	0	0	0	0
American Indian/Alaskan Native & Black/African American:	0	0	0	0	0	0	0	0
Other multi-racial:	0	0	0	0	0	0	0	0
Asian/Pacific Islander:	0	0	0	0	0	0	0	0
Hispanic:	0	0	0	0	0	0	0	0
Total:	0	0	3	0	3	0	0	0

Female-headed Households:

0 0 0



U.S. Department of Housing and Urban Development
Office of Community Planning and Development
Integrated Disbursement and Information System
CDBG Activity Summary Report (GPR) for Program Year 2014
MONTGOMERY COUNTY

Date: 03-Sep-2015

Time: 13:38

Page: 234

Income Category:

	Owner	Renter	Total	Person
Extremely Low	0	3	3	0
Low Mod	0	0	0	0
Moderate	0	0	0	0
Non Low Moderate	0	0	0	0
Total	0	3	3	0
Percent Low/Mod		100.0%	100.0%	

Annual Accomplishments

Years	Accomplishment Narrative	# Benefitting
2014	3 housing unit purchased	



U.S. Department of Housing and Urban Development
Office of Community Planning and Development
Integrated Disbursement and Information System
CDBG Activity Summary Report (GPR) for Program Year 2014
MONTGOMERY COUNTY

Date: 03-Sep-2015

Time: 13:38

Page: 235

PGM Year: 2014
Project: 0001 - Housing Acquisition and Preservation
IDIS Activity: 2910 - Housing Acquisition- CMI/3521 Woodlake Dr.

Status: Completed 2/9/2015 8:49:16 AM
Location: 3531 Woodlake Dr Silver Spring, MD 20904-4671

Objective: Provide decent affordable housing

Outcome: Affordability

Matrix Code: Acquisition of Real Property (01)

National Objective: LMH

Initial Funding Date: 12/04/2014

Description:

Townhouse-three(3)bedroom SRO for people with disabilities.

Financing

	Fund Type	Grant Year	Grant	Funded Amount	Drawn In Program Year	Drawn Thru Program Year
CDBG	EN	Pre-2015		\$50,000.00	\$0.00	\$0.00
		2013	B13UC240001		\$50,000.00	\$50,000.00
Total	Total			\$50,000.00	\$50,000.00	\$50,000.00

Proposed Accomplishments

Housing Units : 3

Actual Accomplishments

Number assisted:

	Owner		Renter		Total		Person	
	Total	Hispanic	Total	Hispanic	Total	Hispanic	Total	Hispanic
White:	0	0	2	0	2	0	0	0
Black/African American:	0	0	1	0	1	0	0	0
Asian:	0	0	0	0	0	0	0	0
American Indian/Alaskan Native:	0	0	0	0	0	0	0	0
Native Hawaiian/Other Pacific Islander:	0	0	0	0	0	0	0	0
American Indian/Alaskan Native & White:	0	0	0	0	0	0	0	0
Asian White:	0	0	0	0	0	0	0	0
Black/African American & White:	0	0	0	0	0	0	0	0
American Indian/Alaskan Native & Black/African American:	0	0	0	0	0	0	0	0
Other multi-racial:	0	0	0	0	0	0	0	0
Asian/Pacific Islander:	0	0	0	0	0	0	0	0
Hispanic:	0	0	0	0	0	0	0	0
Total:	0	0	3	0	3	0	0	0

Female-headed Households:

0 0 0



U.S. Department of Housing and Urban Development
Office of Community Planning and Development
Integrated Disbursement and Information System
CDBG Activity Summary Report (GPR) for Program Year 2014
MONTGOMERY COUNTY

Date: 03-Sep-2015
Time: 13:38
Page: 236

Income Category:

	Owner	Renter	Total	Person
Extremely Low	0	3	3	0
Low Mod	0	0	0	0
Moderate	0	0	0	0
Non Low Moderate	0	0	0	0
Total	0	3	3	0
Percent Low/Mod		100.0%	100.0%	

Annual Accomplishments

Years	Accomplishment Narrative	# Benefitting
2014	3 housing units purchased	



U.S. Department of Housing and Urban Development
Office of Community Planning and Development
Integrated Disbursement and Information System
CDBG Activity Summary Report (GPR) for Program Year 2014
MONTGOMERY COUNTY

Date: 03-Sep-2015
Time: 13:38
Page: 237

PGM Year: 2012
Project: 0005 - Housing Acquisition and Preservation
IDIS Activity: 2911 - CMI-13051 Sheffield Manor Dr.

Status: Completed 8/3/2015 9:27:20 AM
Location: 13051 Sheffield Manor Dr Silver Spring, MD 20904-7204
Objective: Provide decent affordable housing
Outcome: Affordability
Matrix Code: Rehab; Multi-Unit Residential (14B)
National Objective: LMH

Initial Funding Date: 02/20/2015

Description:

Townhouse-three(3)bedroom WRO for people with disabilities.

Financing

	Fund Type	Grant Year	Grant	Funded Amount	Drawn In Program Year	Drawn Thru Program Year
CDBG	EN	Pre-2015		\$50,000.00	\$0.00	\$0.00
		2013	B13UC240001		\$50,000.00	\$50,000.00
Total	Total			\$50,000.00	\$50,000.00	\$50,000.00

Proposed Accomplishments

Housing Units : 3

Actual Accomplishments

Number assisted:

	Owner		Renter		Total		Person	
	Total	Hispanic	Total	Hispanic	Total	Hispanic	Total	Hispanic
White:	0	0	0	0	0	0		0
Black/African American:	0	0	0	0	0	0	0	0
Asian:	0	0	0	0	0	0	0	0
American Indian/Alaskan Native:	0	0	0	0	0	0	0	0
Native Hawaiian/Other Pacific Islander:	0	0	0	0	0	0	0	0
American Indian/Alaskan Native & White:	0	0	0	0	0	0	0	0
Asian White:	0	0	0	0	0	0	0	0
Black/African American & White:	0	0	0	0	0	0	0	0
American Indian/Alaskan Native & Black/African American:	0	0	0	0	0	0	0	0
Other multi-racial:	0	0	3	0	3	0	0	0
Asian/Pacific Islander:	0	0	0	0	0	0	0	0
Hispanic:	0	0	0	0	0	0	0	0
Total:	0	0	3	0	3	0	0	0

Female-headed Households:

0 0 0



U.S. Department of Housing and Urban Development
Office of Community Planning and Development
Integrated Disbursement and Information System
CDBG Activity Summary Report (GPR) for Program Year 2014
MONTGOMERY COUNTY

Date: 03-Sep-2015

Time: 13:38

Page: 238

Income Category:

	Owner	Renter	Total	Person
Extremely Low	0	3	3	0
Low Mod	0	0	0	0
Moderate	0	0	0	0
Non Low Moderate	0	0	0	0
Total	0	3	3	0
Percent Low/Mod		100.0%	100.0%	

Annual Accomplishments

Years	Accomplishment Narrative	# Benefitting
2015	3 housing units rehabilitated	



U.S. Department of Housing and Urban Development
Office of Community Planning and Development
Integrated Disbursement and Information System
CDBG Activity Summary Report (GPR) for Program Year 2014
MONTGOMERY COUNTY

Date: 03-Sep-2015
Time: 13:38
Page: 239

PGM Year: 2014
Project: 0001 - Housing Acquisition and Preservation
IDIS Activity: 2912 - GH Rehab - CSS/10323 Procera Dr.

Status: Completed 8/3/2015 8:27:16 AM
Location: 10323 Procera Dr Rockville, MD 20850-5476

Objective: Provide decent affordable housing
Outcome: Affordability
Matrix Code: Rehab; Single-Unit Residential (14A) **National Objective:** LMH

Initial Funding Date: 02/26/2015

Description:

New bathroomwasher & dryerwater heaterkitchen appliances & cabinets.
Renovation of upstairs bathroom, interior painting, installation of Kerdi drains, and general repairs to deficiencies identified in each room through ASHI inspections (such as window blinds, closet doors, smoke detectors) staining deck and landscapingdrainage repairs.

Financing

	Fund Type	Grant Year	Grant	Funded Amount	Drawn In Program Year	Drawn Thru Program Year
CDBG	EN	Pre-2015		\$69,011.46	\$0.00	\$0.00
		2013	B13UC240001		\$69,011.46	\$69,011.46
Total	Total			\$69,011.46	\$69,011.46	\$69,011.46

Proposed Accomplishments

Housing Units : 1

Actual Accomplishments

Number assisted:

	Owner		Renter		Total		Person	
	Total	Hispanic	Total	Hispanic	Total	Hispanic	Total	Hispanic
White:	0	0	0	0	0	0		0
Black/African American:	1	0	0	0	1	0	0	0
Asian:	0	0	0	0	0	0	0	0
American Indian/Alaskan Native:	0	0	0	0	0	0	0	0
Native Hawaiian/Other Pacific Islander:	0	0	0	0	0	0	0	0
American Indian/Alaskan Native & White:	0	0	0	0	0	0	0	0
Asian White:	0	0	0	0	0	0	0	0
Black/African American & White:	0	0	0	0	0	0	0	0
American Indian/Alaskan Native & Black/African American:	0	0	0	0	0	0	0	0
Other multi-racial:	0	0	0	0	0	0	0	0
Asian/Pacific Islander:	0	0	0	0	0	0	0	0
Hispanic:	0	0	0	0	0	0	0	0
Total:	1	0	0	0	1	0	0	0



U.S. Department of Housing and Urban Development
Office of Community Planning and Development
Integrated Disbursement and Information System
CDBG Activity Summary Report (GPR) for Program Year 2014
MONTGOMERY COUNTY

Date: 03-Sep-2015
Time: 13:38
Page: 240

Female-headed Households: 0 0 0

Income Category:

	Owner	Renter	Total	Person
Extremely Low	1	0	1	0
Low Mod	0	0	0	0
Moderate	0	0	0	0
Non Low Moderate	0	0	0	0
Total	1	0	1	0
Percent Low/Mod	100.0%		100.0%	

Annual Accomplishments

Years	Accomplishment Narrative	# Benefitting
2015	1 housing unit rehabilitated	



U.S. Department of Housing and Urban Development
Office of Community Planning and Development
Integrated Disbursement and Information System
CDBG Activity Summary Report (GPR) for Program Year 2014
MONTGOMERY COUNTY

Date: 03-Sep-2015
Time: 13:38
Page: 241

PGM Year: 2014
Project: 0032 - Fair Housing Activities
IDIS Activity: 2946 - Fair Housing

Status: Open
Location: ,

Objective:
Outcome:
Matrix Code: General Program Administration (21A) **National Objective:**

Initial Funding Date: 04/29/2015

Description:

Funds will be used for activities that serve to affirmatively further fair housing choice.
Activities may include sales, rental and lending testing, education/outreach, training and research.
Activities will be administered by the Office of Human Rights.

Financing

	Fund Type	Grant Year	Grant	Funded Amount	Drawn In Program Year	Drawn Thru Program Year
CDBG	EN	Pre-2015		\$20,000.00	\$0.00	\$0.00
		2013	B13UC240001		\$19,995.84	\$19,995.84
		2014	B14UC240001		\$0.00	\$0.00
Total	Total			\$20,000.00	\$19,995.84	\$19,995.84

Proposed Accomplishments

Actual Accomplishments

Number assisted:

	Owner		Renter		Total		Person	
	Total	Hispanic	Total	Hispanic	Total	Hispanic	Total	Hispanic
White:					0	0		
Black/African American:					0	0		
Asian:					0	0		
American Indian/Alaskan Native:					0	0		
Native Hawaiian/Other Pacific Islander:					0	0		
American Indian/Alaskan Native & White:					0	0		
Asian White:					0	0		
Black/African American & White:					0	0		
American Indian/Alaskan Native & Black/African American:					0	0		
Other multi-racial:					0	0		
Asian/Pacific Islander:					0	0		
Hispanic:					0	0		
Total:	0	0	0	0	0	0	0	0



U.S. Department of Housing and Urban Development
Office of Community Planning and Development
Integrated Disbursement and Information System
CDBG Activity Summary Report (GPR) for Program Year 2014
MONTGOMERY COUNTY

Date: 03-Sep-2015

Time: 13:38

Page: 242

Female-headed Households:

0

Income Category:

	Owner	Renter	Total	Person
Extremely Low			0	
Low Mod			0	
Moderate			0	
Non Low Moderate			0	
Total	0	0	0	0
Percent Low/Mod				

Annual Accomplishments

No data returned for this view. This might be because the applied filter excludes all data.



U.S. Department of Housing and Urban Development
Office of Community Planning and Development
Integrated Disbursement and Information System
CDBG Activity Summary Report (GPR) for Program Year 2014
MONTGOMERY COUNTY

Date: 03-Sep-2015
Time: 13:38
Page: 243

PGM Year: 2014
Project: 0001 - Housing Acquisition and Preservation
IDIS Activity: 2947 - GH Rehab - MCCH Seneca Hts. (Kitchen)

Status: Open
Location: 18715 N Frederick Ave Gaithersburg, MD 20879-3121

Objective: Provide decent affordable housing
Outcome: Affordability
Matrix Code: Rehab; Single-Unit Residential (14A) **National Objective:** LMH

Initial Funding Date: 06/16/2015

Description:
Kitchen upgrade loan modifications for Seneca Heights.

Financing

	Fund Type	Grant Year	Grant	Funded Amount	Drawn In Program Year	Drawn Thru Program Year
CDBG	PI	Pre-2015		\$93,500.00	\$0.00	\$0.00
		2014	B14UC240001		\$0.00	\$0.00
Total	Total			\$93,500.00	\$0.00	\$0.00

Proposed Accomplishments

Housing Units : 1

Actual Accomplishments

Number assisted:

	Owner		Renter		Total		Person	
	Total	Hispanic	Total	Hispanic	Total	Hispanic	Total	Hispanic
White:	0	0	0	0	0	0		0
Black/African American:	0	0	0	0	0	0	0	0
Asian:	0	0	0	0	0	0	0	0
American Indian/Alaskan Native:	0	0	0	0	0	0	0	0
Native Hawaiian/Other Pacific Islander:	0	0	0	0	0	0	0	0
American Indian/Alaskan Native & White:	0	0	0	0	0	0	0	0
Asian White:	0	0	0	0	0	0	0	0
Black/African American & White:	0	0	0	0	0	0	0	0
American Indian/Alaskan Native & Black/African American:	0	0	0	0	0	0	0	0
Other multi-racial:	0	0	0	0	0	0	0	0
Asian/Pacific Islander:	0	0	0	0	0	0	0	0
Hispanic:	0	0	0	0	0	0	0	0
Total:	0	0	0	0	0	0	0	0

Female-headed Households:

0 0 0



U.S. Department of Housing and Urban Development
Office of Community Planning and Development
Integrated Disbursement and Information System
CDBG Activity Summary Report (GPR) for Program Year 2014
MONTGOMERY COUNTY

Date: 03-Sep-2015

Time: 13:38

Page: 244

Income Category:

	Owner	Renter	Total	Person
Extremely Low	0	0	0	0
Low Mod	0	0	0	0
Moderate	0	0	0	0
Non Low Moderate	0	0	0	0
Total	0	0	0	0
Percent Low/Mod				

Annual Accomplishments

No data returned for this view. This might be because the applied filter excludes all data.



U.S. Department of Housing and Urban Development
Office of Community Planning and Development
Integrated Disbursement and Information System
CDBG Activity Summary Report (GPR) for Program Year 2014
MONTGOMERY COUNTY

Date: 03-Sep-2015
Time: 13:38
Page: 245

PGM Year: 2012
Project: 0005 - Housing Acquisition and Preservation
IDIS Activity: 2948 - CMI- 11710 Old Georgetown Rd., #226

Status: Completed 8/3/2015 8:59:16 AM
Location: 11710 Old Georgetown Rd Apt 226 Rockville, MD 20852-2691

Objective: Provide decent affordable housing
Outcome: Affordability
Matrix Code: Rehab; Multi-Unit Residential (14B)

National Objective: LMH

Initial Funding Date: 06/24/2015

Description:

Townhouse-three(3)bedroom WRO for people with disabilities.

Financing

	Fund Type	Grant Year	Grant	Funded Amount	Drawn In Program Year	Drawn Thru Program Year
CDBG	EN	Pre-2015		\$50,000.00	\$0.00	\$0.00
		2013	B13UC240001		\$50,000.00	\$50,000.00
Total	Total			\$50,000.00	\$50,000.00	\$50,000.00

Proposed Accomplishments

Housing Units : 1

Actual Accomplishments

Number assisted:

	Owner		Renter		Total		Person	
	Total	Hispanic	Total	Hispanic	Total	Hispanic	Total	Hispanic
White:	0	0	0	0	0	0		0
Black/African American:	0	0	0	0	0	0	0	0
Asian:	0	0	0	0	0	0	0	0
American Indian/Alaskan Native:	0	0	0	0	0	0	0	0
Native Hawaiian/Other Pacific Islander:	0	0	0	0	0	0	0	0
American Indian/Alaskan Native & White:	0	0	0	0	0	0	0	0
Asian White:	0	0	0	0	0	0	0	0
Black/African American & White:	0	0	0	0	0	0	0	0
American Indian/Alaskan Native & Black/African American:	0	0	0	0	0	0	0	0
Other multi-racial:	0	0	3	0	3	0	0	0
Asian/Pacific Islander:	0	0	0	0	0	0	0	0
Hispanic:	0	0	0	0	0	0	0	0
Total:	0	0	3	0	3	0	0	0

Female-headed Households:

0 0 0



U.S. Department of Housing and Urban Development
Office of Community Planning and Development
Integrated Disbursement and Information System
CDBG Activity Summary Report (GPR) for Program Year 2014
MONTGOMERY COUNTY

Date: 03-Sep-2015

Time: 13:38

Page: 246

Income Category:

	Owner	Renter	Total	Person
Extremely Low	0	3	3	0
Low Mod	0	0	0	0
Moderate	0	0	0	0
Non Low Moderate	0	0	0	0
Total	0	3	3	0
Percent Low/Mod		100.0%	100.0%	

Annual Accomplishments

Years	Accomplishment Narrative	# Benefitting
2015	3 housing unit rehabilitated	



U.S. Department of Housing and Urban Development
Office of Community Planning and Development
Integrated Disbursement and Information System
CDBG Activity Summary Report (GPR) for Program Year 2014
MONTGOMERY COUNTY

Date: 03-Sep-2015
Time: 13:38
Page: 247

Total Funded Amount:	\$16,616,283.68
Total Drawn Thru Program Year:	\$13,574,304.85
Total Drawn In Program Year:	\$5,412,432.07

U.S. DEPARTMENT OF HOUSING AND URBAN
DEVELOPMENT
OFFICE OF COMMUNITY PLANNING AND DEVELOPMENT
PR06 - Summary of Consolidated Plan Projects for Report
Year

DATE: 9/3/2015
TIME: 4:22:12 PM
PAGE: 1/4

IDIS

Plan IDIS Year Project	Project Title and Description		Program	Project Estimate	Committed Amount	Amount Drawn Thru Report Year	Amount Available to Draw	Amount Drawn in Report Year
2014 1	Housing Acquisition and Preservation	Funds will be used for affordable housing activities. Eligible activities include loans to assist in the purchase of existing properties for use as housing affordable to low- and moderate-income residents and funds for housing rehabilitation to enable low and moderate income owners of single-family homes and owners of multi-family properties occupied by low- and moderate-income tenants to eliminate code violations and make other necessary improvements, including accessibility and energy conservation improvements. Assistance may be provided for public housing modernization and for group home acquisition.	CDBG	\$1,016,915.00	\$742,190.46	\$485,824.89	\$256,365.57	\$485,824.89
2	Group Home Rehabilitation	Funds will be used to assist nonprofit providers in rehabilitating group homes occupied by lower-income, special needs persons to eliminate code violations and make other necessary improvements, including accessibility and energy conservation improvements.	CDBG	\$500,000.00	\$20,808.00	\$20,808.00	\$0.00	\$20,808.00
3	Focused Neighborhood Assistance	This project provides for focused neighborhood assistance in selected neighborhoods with a primary focus on residential areas. Project elements will comprehensively address community needs for neighborhood preservation and enhancement. Resources are currently focused in Montgomery Village and DHCA is identifying new eligible neighborhoods	CDBG	\$945,000.00	\$1,145,000.00	\$255,165.64	\$889,834.36	\$255,165.64
4	Code Enforcement	Funds will be used to partially cover costs incurred for code enforcement efforts in low-and moderate income areas in conjunction with other public or private improvements and services	CDBG	\$225,000.00	\$218,909.86	\$199,638.71	\$19,271.15	\$199,638.71
5	Facility Planning	The funds will be used for preliminary planning and design for a variety of projects in eligible areas for possible inclusion in a future budget.	CDBG	\$50,000.00	\$50,000.00	\$50,000.00	\$0.00	\$50,000.00
6	Administration (capped)	This will fund DHCA's staff in planning, administration and monitoring of the CDBG program, including preparation of the Consolidated Plan, staff support for a citizens' advisory committee, environmental reviews, preparation of contracts, payment processing and auditing, federal reporting and loan servicing.	CDBG	\$786,000.00	\$766,000.00	\$751,036.46	\$14,963.54	\$751,036.46
7	Contingency (Capital)	The fund will be used to cover unanticipated costs for other eligible activities.	CDBG	\$200,000.00	\$0.00	\$0.00	\$0.00	\$0.00
8	Asian American LEAD Leadership -Asian American LEAD MD High School Program	Provide culturally appropriate enrichment activities, college preparatory assistance, service learning projects and opportunities for leadership development for low-income high school students in Wheaton and Silver Spring	CDBG	\$45,000.00	\$45,000.00	\$37,388.64	\$7,611.36	\$37,388.64
9	The Boys and Girls Clubs of Greater Washington- Power Hour	Provide homework assistance, tutoring and reading time for elementary students at the Germantown Boys and Girls club	CDBG	\$39,410.00	\$39,410.00	\$32,471.95	\$6,938.05	\$32,471.95

U.S. DEPARTMENT OF HOUSING AND URBAN
DEVELOPMENT
OFFICE OF COMMUNITY PLANNING AND DEVELOPMENT
PR06 - Summary of Consolidated Plan Projects for Report
Year

DATE: 9/3/2015
TIME: 4:22:12 PM
PAGE: 2/4

IDIS

Plan IDIS Year Project	Project Title and Description	Program	Project Estimate	Committed Amount	Amount Drawn Thru Report Year	Amount Available to Draw	Amount Drawn in Report Year
2014 10	Catholic Charities of the Archdiocese of Washington - Immigration Legal Services	CDBG	\$36,820.00	\$36,820.00	\$30,388.30	\$6,431.70	\$30,388.30
11	Ethiopian Community Center in Maryland - ECCM Health Care Project	CDBG	\$45,000.00	\$45,000.00	\$22,954.97	\$22,045.03	\$22,954.97
12	Home Care Partners - Montgomery Light Care	CDBG	\$20,000.00	\$20,000.00	\$13,804.05	\$6,195.95	\$13,804.05
13	Interfaith Works, Inc- Volunteer Coordinator - Meals for the Homeless	CDBG	\$45,000.00	\$45,000.00	\$38,162.78	\$6,837.22	\$38,162.78
14	Jewish Foundation for Group Homes, Inc- Living Independently with Autism	CDBG	\$40,500.00	\$40,500.00	\$2,145.00	\$38,355.00	\$2,145.00
15	Jewish Social Service Agency- JSSA Refugee Integration Project	CDBG	\$12,640.00	\$12,640.00	\$7,905.78	\$4,734.22	\$7,905.78
16	The Montgomery County Coalition for the Homeless- Housing Locator at the Home Builders Assessment Ct	CDBG	\$45,000.00	\$45,000.00	\$25,809.41	\$19,190.59	\$25,809.41
17	Mobile Medical Care, Inc -Anticoagulation Clinic for the Low-Income, Uninsured	CDBG	\$42,960.00	\$42,960.00	\$31,375.30	\$11,584.70	\$31,375.30
18	Montgomery Housing Partnership, Inc- MHP Play and Learn Program	CDBG	\$45,000.00	\$45,000.00	\$42,218.00	\$2,782.00	\$42,218.00
19	The National Center for Children and Families-Future Bound Transitional Housing Program	CDBG	\$45,000.00	\$45,000.00	\$41,363.71	\$3,636.29	\$41,363.71
20	The National Center for Children and Families, Inc- Bettys House	CDBG	\$45,000.00	\$45,000.00	\$27,302.40	\$17,697.60	\$27,302.40
21	Sunflower Bakery, Inc- Next Steps Employment Service Program	CDBG	\$33,000.00	\$33,000.00	\$24,125.00	\$8,875.00	\$24,125.00

U.S. DEPARTMENT OF HOUSING AND URBAN
DEVELOPMENT
OFFICE OF COMMUNITY PLANNING AND DEVELOPMENT
PR06 - Summary of Consolidated Plan Projects for Report
Year

DATE: 9/3/2015
TIME: 4:22:12 PM
PAGE: 3/4

IDIS

Plan IDIS Year Project	Project Title and Description		Program	Project Estimate	Committed Amount	Amount Drawn Thru Report Year	Amount Available to Draw	Amount Drawn in Report Year
2014 22	African Immigration and Refugee Foundation- Catching Up Program- City of Takoma Park	Provide homework assistance and individualized mentoring and tutoring assistance, including interpretation and translation assistance as needed, to residents of Essex House Apartments. An estimated 20 youth will benefit	CDBG	\$5,000.00	\$5,000.00	\$0.00	\$5,000.00	\$0.00
23	Crossroad Community Food Network- City of Takoma Park	Microenterprise Development in the Local Food Network• Microenterprise Development in the Local Food Network- Provide culturally and linguistically appropriate job training, mentoring and skills development and linkage of micro-entrepreneurs with existing resources and local food mentors. An estimated 80 people will benefit	CDBG	\$6,480.00	\$6,480.00	\$0.00	\$6,480.00	\$0.00
24	Flower Avenue Green Street Project-Street Light Upgrades- City of Takoma Park	Provide street lighting enhancements, including up to 47 LED luminaires, to improve safety conditions and improve efficiency and sustainability. An estimated 2,303 people will benefit	CDBG	\$106,250.00	\$106,250.00	\$43,825.00	\$62,425.00	\$43,825.00
25	Young Men's Christian Association of Metropolitan Washington- City of Takoma Park	Smart Choices with Emotion- Provide weekly therapeutic group meetings for at-risk middle school students. An estimated 30 children will benefit.	CDBG	\$7,270.00	\$7,270.00	\$0.00	\$7,270.00	\$0.00
26	Cornerstone Rehabilitation-Project F.I.N.D. / Therapeutic Beautification - City of Rockville	Rehabilitation of at least two residences for individuals living with severe mental illness. An estimated 8 people will benefit.	CDBG	\$30,000.00	\$30,000.00	\$0.00	\$30,000.00	\$0.00
27	Rockville Housing Enterprises- Public Housing Capital Improvements- City of Rockville	Rehabilitation of at least one scattered site public housing unit. An estimated one household will benefit.	CDBG	\$15,000.00	\$15,000.00	\$0.00	\$15,000.00	\$0.00
28	Single-Family Rehabilitation Program - City of Rockville	Provide for home improvement forgiveness loans to homeowners for lead paint abatement, emergency repairs, and to address code deficiencies. An estimated eight households will benefit.	CDBG	\$186,285.00	\$186,285.00	\$21,023.92	\$165,261.08	\$21,023.92
29	Housing Production and Preservation	Funds will be used for the construction, acquisition, and / or rehabilitation of housing (both multi- and single-family units). DHCA may work with the private sector, non-profits and / or the Montgomery County Housing Opportunities Commission (HOC) in implementing this program. This is estimated to produce or preserve 30 units	HOME	\$1,534,189.00	\$2,674,176.35	\$0.00	\$2,674,176.35	\$0.00
30	Community Housing Development Organizations (CHDOs)- Housing Production	The project will fund the housing development activities of CHDOs. This represents the federally mandated fifteen percent of the HOME allocation. Up to 10 percent of this total (\$22,000) may be used for project-specific technical assistance, site control, and seed money loans. It is anticipated that one to three organizations will use these funds for acquisition, construction, or renovation of rental housing for persons with low-incomes. This is estimated to produce or preserve 10 units.	HOME	\$220,000.00	\$0.00	\$0.00	\$0.00	\$0.00

U.S. DEPARTMENT OF HOUSING AND URBAN
DEVELOPMENT
OFFICE OF COMMUNITY PLANNING AND DEVELOPMENT
PR06 - Summary of Consolidated Plan Projects for Report
Year

DATE: 9/3/2015
TIME: 4:22:12 PM
PAGE: 4/4

IDIS

Plan IDIS Year Project	Project Title and Description	Program	Project Estimate	Committed Amount	Amount Drawn Thru Report Year	Amount Available to Draw	Amount Drawn in Report Year
2014 31	CHDO Operating Assistance	HOME	\$62,000.00	\$62,000.00	\$0.00	\$62,000.00	\$0.00
32	Fair Housing Activities	CDBG	\$0.00	\$20,000.00	\$19,995.84	\$4.16	\$19,995.84
		HOME	\$20,000.00	\$0.00	\$0.00	\$0.00	\$0.00
33	Administration	HOME	\$120,000.00	\$148,768.32	\$40,000.00	\$108,768.32	\$40,000.00
34	HESG 14 Montgomery County	HESG	\$338,770.00	\$339,770.00	\$25,000.00	\$314,770.00	\$25,000.00



U.S. Department of Housing and Urban Development
Office of Community Planning and Development
Integrated Disbursement and Information System
Status of HOME Activities - Entitlement
MONTGOMERY COUNTY, MD

DATE: 09-03-15
TIME: 14:00
PAGE: 1

IDIS - PR22

Tenure Type	Activity Type	IDIS Activity	Activity Address	Activity Status	Status Date	Total Units	Home Units	Initial Funding Date	Committed Amount	Drawn Amount	PCT
Rental	NEW CONSTRUCTION	2892	21000 Father Hurley Blvd Father Hurley Blvd , Germantown MD, 20874	Open	08/24/15	0	0	07/17/14	\$2,000,000.00	\$1,986,205.55	99.31%
Rental	NEW CONSTRUCTION	2895	23119 Roberts Tavern Dr , Clarksburg MD, 20871	Open	08/24/15	0	0	08/18/14	\$140,699.00	\$140,677.00	99.98%
Rental	NEW CONSTRUCTION	2896	23121 Roberts Tavern Dr , Clarksburg MD, 20871	Open	08/24/15	1	1	08/18/14	\$144,497.00	\$144,240.00	99.82%
Rental	NEW CONSTRUCTION	2951	1090 Milestone Drive , Silver Spring MD, 20904	Open	08/24/15	0	0	08/24/15	\$2,674,176.35	\$0.00	0.00%
Rental	ACQUISITION ONLY	2847	19438 Sandy Lake Dr , Gaithersburg MD, 20879	Completed	04/29/15	2	2	12/08/14	\$66,022.00	\$66,022.00	100.00%
Rental	ACQUISITION AND REHABILITATION	2839	439 N Frederick Ave , Gaithersburg MD, 20877	Completed	06/26/15	4	4	11/06/13	\$600,000.00	\$600,000.00	100.00%
Rental	ACQUISITION AND REHABILITATION	2844	8808 Glenville Rd , Silver Spring MD, 20901	Open	04/30/15	4	4	04/01/14	\$150,000.00	\$95,561.00	63.71%
Rental	ACQUISITION AND REHABILITATION	2848	23031 Stringtown Rd , Clarksburg MD, 20871	Completed	06/26/15	1	1	04/29/15	\$152,755.00	\$152,755.00	100.00%
Rental	ACQUISITION AND REHABILITATION	2849	23220 Shaws Tavern Ct , Clarksburg MD, 20871	Completed	06/26/15	1	1	04/29/15	\$142,591.00	\$142,591.00	100.00%
Rental	ACQUISITION AND REHABILITATION	2850	23030 Stringtown Rd , Clarksburg MD, 20871	Completed	06/26/15	1	1	04/29/15	\$145,867.00	\$145,867.00	100.00%
Rental	ACQUISITION AND REHABILITATION	2851	13306 Kilmarnock Way , Germantown MD, 20874	Completed	06/26/15	1	1	04/29/15	\$169,963.00	\$169,963.00	100.00%
Rental	ACQUISITION AND REHABILITATION	2852	106 Samuel Manor Ct , North Potomac MD, 20878	Final Draw	08/25/15	0	0	04/30/15	\$102,483.00	\$102,483.00	100.00%
Tenant-Based Rental Assistance (TBRA)	TENANT-BASED RENTAL ASSISTANCE	23	, ,	Final Draw	05/08/97	0	54	05/10/94	\$111,690.00	\$111,690.00	100.00%
Tenant-Based Rental Assistance (TBRA)	TENANT-BASED RENTAL ASSISTANCE	691	, ,	Final Draw	04/06/99	0	33	07/01/97	\$55,845.00	\$55,845.00	100.00%
Tenant-Based Rental Assistance (TBRA)	TENANT-BASED RENTAL ASSISTANCE	1188	, ,	Final Draw	03/28/02	0	35	09/19/00	\$111,690.00	\$111,690.00	100.00%
Tenant-Based Rental Assistance (TBRA)	TENANT-BASED RENTAL ASSISTANCE	1362	, ,	Final Draw	01/08/03	0	12	11/07/01	\$102,000.00	\$102,000.00	100.00%



U.S. Department of Housing and Urban Development
Office of Community Planning and Development
Integrated Disbursement and Information System
Status of HOME Activities - Entitlement
MONTGOMERY COUNTY, MD

DATE: 09-03-15
TIME: 14:00
PAGE: 2

IDIS - PR22

Tenure Type	Activity Type	IDIS Activity	Activity Address	Activity Status	Status Date	Total Units	Home Units	Initial Funding Date	Committed Amount	Drawn Amount	PCT
Tenant-Based Rental Assistance (TBRA)	TENANT-BASED RENTAL ASSISTANCE	1483	, ,	Final Draw	09/29/04	0	60	09/30/02	\$52,000.00	\$52,000.00	100.00%
Tenant-Based Rental Assistance (TBRA)	TENANT-BASED RENTAL ASSISTANCE	1611	, ,	Final Draw	04/07/04	0	23	03/12/03	\$102,000.00	\$102,000.00	100.00%
Tenant-Based Rental Assistance (TBRA)	TENANT-BASED RENTAL ASSISTANCE	1698	, ,	Final Draw	07/01/05	0	20	09/25/03	\$100,000.00	\$100,000.00	100.00%
Tenant-Based Rental Assistance (TBRA)	TENANT-BASED RENTAL ASSISTANCE	2725	, ,	Open	04/22/13	0	53	07/11/12	\$112,000.00	\$80,752.00	72.10%
Tenant-Based Rental Assistance (TBRA)	TENANT-BASED RENTAL ASSISTANCE	2730	, ,	Final Draw	02/18/14	0	22	10/03/12	\$67,088.00	\$67,088.00	100.00%



U.S. Department of Housing and Urban Development
Office of Community Planning and Development
Integrated Disbursement and Information System
CDBG Summary of Accomplishments
Program Year: 2014

DATE: 09-03-15
TIME: 14:03
PAGE: 1

MONTGOMERY COUNTY

Count of CDBG Activities with Disbursements by Activity Group & Matrix Code

Activity Group	Activity Category	Open Count	Open Activities Disbursed	Completed Count	Completed Activities Disbursed	Program Year Count	Total Activities Disbursed
Acquisition	Acquisition of Real Property (01)	0	\$0.00	7	\$250,000.00	7	\$250,000.00
	Total Acquisition	0	\$0.00	7	\$250,000.00	7	\$250,000.00
Economic Development	Rehab; Publicly or Privately-Owned Commercial/Industrial (14E)	1	\$107,012.01	1	\$0.00	2	\$107,012.01
	Total Economic Development	1	\$107,012.01	1	\$0.00	2	\$107,012.01
Housing	Rehab; Single-Unit Residential (14A)	14	\$509,223.97	19	\$284,853.55	33	\$794,077.52
	Rehab; Multi-Unit Residential (14B)	0	\$0.00	4	\$100,000.00	4	\$100,000.00
	Code Enforcement (15)	0	\$0.00	3	\$270,273.53	3	\$270,273.53
	Total Housing	14	\$509,223.97	26	\$655,127.08	40	\$1,164,351.05
Public Facilities and Improvements	Public Facilities and Improvement (General) (03)	5	\$1,494,097.34	2	\$149,250.69	7	\$1,643,348.03
	Street Improvements (03K)	5	\$612,845.48	1	\$0.00	6	\$612,845.48
	Sidewalks (03L)	0	\$0.00	2	\$0.00	2	\$0.00
	Total Public Facilities and Improvements	10	\$2,106,942.82	5	\$149,250.69	15	\$2,256,193.51
Public Services	Public Services (General) (05)	14	\$288,050.66	10	\$29,217.92	24	\$317,268.58
	Senior Services (05A)	1	\$13,804.05	0	\$0.00	1	\$13,804.05
	Legal Services (05C)	1	\$30,388.30	2	\$0.00	3	\$30,388.30
	Youth Services (05D)	4	\$42,218.00	8	\$23,639.82	12	\$65,857.82
	Battered and Abused Spouses (05G)	0	\$0.00	1	\$0.00	1	\$0.00
	Employment Training (05H)	1	\$7,905.78	0	\$0.00	1	\$7,905.78
	Health Services (05M)	2	\$43,704.52	2	\$13,722.03	4	\$57,426.55
	Mental Health Services (05O)	1	\$8,646.45	0	\$0.00	1	\$8,646.45
	Subsistence Payment (05Q)	0	\$0.00	3	\$0.00	3	\$0.00
	Housing Counseling (05U)	0	\$0.00	1	\$0.00	1	\$0.00
	Total Public Services	24	\$434,717.76	27	\$66,579.77	51	\$501,297.53
General Administration and Planning	Planning (20)	2	\$50,000.00	3	\$10,087.74	5	\$60,087.74
	General Program Administration (21A)	6	\$1,019,291.94	1	\$0.00	7	\$1,019,291.94
	Indirect Costs (21B)	4	\$54,198.29	0	\$0.00	4	\$54,198.29
	Total General Administration and Planning	12	\$1,123,490.23	4	\$10,087.74	16	\$1,133,577.97
Grand Total		61	\$4,281,386.79	70	\$1,131,045.28	131	\$5,412,432.07



U.S. Department of Housing and Urban Development
Office of Community Planning and Development
Integrated Disbursement and Information System
CDBG Summary of Accomplishments
Program Year: 2014

DATE: 09-03-15
TIME: 14:03
PAGE: 2

MONTGOMERY COUNTY

CDBG Sum of Actual Accomplishments by Activity Group and Accomplishment Type

Activity Group	Matrix Code	Accomplishment Type	Open Count	Completed Count	Program Year Totals
Acquisition	Acquisition of Real Property (01)	Housing Units	0	11	11
	Total Acquisition		0	11	11
Economic Development	Rehab; Publicly or Privately-Owned Commercial/Industrial (14E)	Business	8,117	2,299	10,416
	Total Economic Development		8,117	2,299	10,416
Housing	Rehab; Single-Unit Residential (14A)	Housing Units	21	28	49
	Rehab; Multi-Unit Residential (14B)	Housing Units	0	11	11
	Code Enforcement (15)	Persons	0	9,852	9,852
	Total Housing		21	9,891	9,912
Public Facilities and Improvements	Public Facilities and Improvement (General) (03)	Persons	0	2,043	2,043
		Public Facilities	10,492	8,117	18,609
	Street Improvements (03K)	Persons	12,867	8,117	20,984
	Sidewalks (03L)	Persons	0	4,750	4,750
	Total Public Facilities and Improvements		23,359	23,027	46,386
Public Services	Public Services (General) (05)	Persons	1,532	1,148	2,680
	Senior Services (05A)	Persons	14	0	14
	Legal Services (05C)	Persons	185	244	429
	Youth Services (05D)	Persons	204	408	612
	Battered and Abused Spouses (05G)	Persons	0	18	18
	Employment Training (05H)	Persons	6	0	6
	Health Services (05M)	Persons	2,155	368	2,523
	Mental Health Services (05O)	Persons	50	0	50
	Subsistence Payment (05Q)	Persons	0	166	166
	Housing Counseling (05U)	Households	0	40	40
	Total Public Services		4,146	2,392	6,538
Grand Total			35,643	37,620	73,263



U.S. Department of Housing and Urban Development
Office of Community Planning and Development
Integrated Disbursement and Information System
CDBG Summary of Accomplishments
Program Year: 2014

DATE: 09-03-15
TIME: 14:03
PAGE: 3

MONTGOMERY COUNTY

CDBG Beneficiaries by Racial / Ethnic Category

Housing-Non Housing	Race	Total Persons		Total Hispanic Persons Total Households		Total Hispanic Households
Housing	White	0	0	20	1	
	Black/African American	0	0	26	0	
	Asian	0	0	4	0	
	Other multi-racial	0	0	10	0	
	Total Housing	0	0	60	1	
Non Housing	White	3,376	2,414	23	6	
	Black/African American	2,231	7	28	0	
	Asian	588	0	0	0	
	American Indian/Alaskan Native	3	0	0	0	
	Native Hawaiian/Other Pacific Islander	2	0	0	0	
	American Indian/Alaskan Native & White	4	0	0	0	
	Asian & White	3	0	0	0	
	Black/African American & White	12	0	0	0	
	Amer. Indian/Alaskan Native & Black/African Amer.	3	0	0	0	
	Other multi-racial	286	12	0	0	
	Total Non Housing	6,508	2,433	51	6	
Grand Total	White	3,376	2,414	43	7	
	Black/African American	2,231	7	54	0	
	Asian	588	0	4	0	
	American Indian/Alaskan Native	3	0	0	0	
	Native Hawaiian/Other Pacific Islander	2	0	0	0	
	American Indian/Alaskan Native & White	4	0	0	0	
	Asian & White	3	0	0	0	
	Black/African American & White	12	0	0	0	
	Amer. Indian/Alaskan Native & Black/African Amer.	3	0	0	0	
	Other multi-racial	286	12	10	0	
	Total Grand Total	6,508	2,433	111	7	



U.S. Department of Housing and Urban Development
Office of Community Planning and Development
Integrated Disbursement and Information System
CDBG Summary of Accomplishments
Program Year: 2014

DATE: 09-03-15
TIME: 14:03
PAGE: 4

MONTGOMERY COUNTY

CDBG Beneficiaries by Income Category

	Income Levels	Owner Occupied	Renter Occupied	Persons
Housing	Extremely Low ($\leq 30\%$)	17	0	0
	Low ($>30\%$ and $\leq 50\%$)	7	0	0
	Mod ($>50\%$ and $\leq 80\%$)	0	0	0
	Total Low-Mod	24	0	0
	Non Low-Mod ($>80\%$)	0	0	0
	Total Beneficiaries	24	0	0
Non Housing	Extremely Low ($\leq 30\%$)	4	6	1,774
	Low ($>30\%$ and $\leq 50\%$)	1	0	858
	Mod ($>50\%$ and $\leq 80\%$)	0	0	140
	Total Low-Mod	5	6	2,772
	Non Low-Mod ($>80\%$)	0	0	14
	Total Beneficiaries	5	6	2,786



U.S. Department of Housing and Urban Development
Office of Community Planning and Development
Integrated Disbursement and Information System
HOME Summary of Accomplishments
Program Year: 2014

DATE: 09-03-15
TIME: 14:03
PAGE: 1

MONTGOMERY COUNTY
Home Disbursements and Unit Completions

Activity Type	Disbursed Amount	Units Completed	Units Occupied
Rentals	\$702,198.00	10	9
TBRA Families	\$0.00	312	312
Total, Rentals and TBRA	\$0.00	312	312
	\$702,198.00	10	9
Grand Total	\$0.00	312	312
	\$702,198.00	10	9

Home Unit Completions by Percent of Area Median Income

Activity Type	Units Completed			
	0% - 30%	51% - 60%	Total 0% - 60%	Total 0% - 80%
Rentals	9	0	9	9
TBRA Families	310	2	312	312
Total, Rentals and TBRA	319	2	321	321
Grand Total	319	2	321	321

Home Unit Reported As Vacant

Activity Type	Reported as Vacant
Rentals	1
TBRA Families	0
Total, Rentals and TBRA	1
Grand Total	1



U.S. Department of Housing and Urban Development
Office of Community Planning and Development
Integrated Disbursement and Information System
HOME Summary of Accomplishments
Program Year: 2014

DATE: 09-03-15
TIME: 14:03
PAGE: 2

MONTGOMERY COUNTY

Home Unit Completions by Racial / Ethnic Category

	Rentals		TBRA Families	
	Units Completed	Units Completed - Hispanics	Units Completed	Units Completed - Hispanics
White	4	3	72	29
Black/African American	4	0	226	4
Asian	0	0	8	0
American Indian/Alaskan Native & White	0	0	1	0
Other multi-racial	1	0	0	0
Asian/Pacific Islander (valid until 03-31-04)	0	0	1	0
Hispanic (valid until 03-31-04)	0	0	4	4
Total	9	3	312	37

	Total, Rentals and TBRA		Grand Total	
	Units Completed	Units Completed - Hispanics	Units Completed	Units Completed - Hispanics
White	76	32	76	32
Black/African American	230	4	230	4
Asian	8	0	8	0
American Indian/Alaskan Native & White	1	0	1	0
Other multi-racial	1	0	1	0
Asian/Pacific Islander (valid until 03-31-04)	1	0	1	0
Hispanic (valid until 03-31-04)	4	4	4	4
Total	321	40	321	40



Office of Community Planning and Development
U.S. Department of Housing and Urban Development
Integrated Disbursement and Information System
PR26 - CDBG Financial Summary Report
Program Year 2014
MONTGOMERY COUNTY , MD

DATE: 09-03-15
TIME: 14:05
PAGE: 1

PART I: SUMMARY OF CDBG RESOURCES

01 UNEXPENDED CDBG FUNDS AT END OF PREVIOUS PROGRAM YEAR	0.00
02 ENTITLEMENT GRANT	4,119,530.00
03 SURPLUS URBAN RENEWAL	0.00
04 SECTION 108 GUARANTEED LOAN FUNDS	0.00
05 CURRENT YEAR PROGRAM INCOME	444,710.00
05a CURRENT YEAR SECTION 108 PROGRAM INCOME (FOR SI TYPE)	0.00
06 RETURNS	0.00
07 ADJUSTMENT TO COMPUTE TOTAL AVAILABLE	0.00
08 TOTAL AVAILABLE (SUM, LINES 01-07)	4,564,240.00

PART II: SUMMARY OF CDBG EXPENDITURES

09 DISBURSEMENTS OTHER THAN SECTION 108 REPAYMENTS AND PLANNING/ADMINISTRATION	4,278,854.10
10 ADJUSTMENT TO COMPUTE TOTAL AMOUNT SUBJECT TO LOW/MOD BENEFIT	0.00
11 AMOUNT SUBJECT TO LOW/MOD BENEFIT (LINE 09 + LINE 10)	4,278,854.10
12 DISBURSED IN IDIS FOR PLANNING/ADMINISTRATION	1,133,577.97
13 DISBURSED IN IDIS FOR SECTION 108 REPAYMENTS	0.00
14 ADJUSTMENT TO COMPUTE TOTAL EXPENDITURES	0.00
15 TOTAL EXPENDITURES (SUM, LINES 11-14)	5,412,432.07
16 UNEXPENDED BALANCE (LINE 08 - LINE 15)	(848,192.07)

PART III: LOWMOD BENEFIT THIS REPORTING PERIOD

17 EXPENDED FOR LOW/MOD HOUSING IN SPECIAL AREAS	0.00
18 EXPENDED FOR LOW/MOD MULTI-UNIT HOUSING	0.00
19 DISBURSED FOR OTHER LOW/MOD ACTIVITIES	3,978,854.10
20 ADJUSTMENT TO COMPUTE TOTAL LOW/MOD CREDIT	0.00
21 TOTAL LOW/MOD CREDIT (SUM, LINES 17-20)	3,978,854.10
22 PERCENT LOW/MOD CREDIT (LINE 21/LINE 11)	92.99%

LOW/MOD BENEFIT FOR MULTI-YEAR CERTIFICATIONS

23 PROGRAM YEARS(PY) COVERED IN CERTIFICATION	PY: PY: PY:
24 CUMULATIVE NET EXPENDITURES SUBJECT TO LOW/MOD BENEFIT CALCULATION	0.00
25 CUMULATIVE EXPENDITURES BENEFITING LOW/MOD PERSONS	0.00
26 PERCENT BENEFIT TO LOW/MOD PERSONS (LINE 25/LINE 24)	0.00%

PART IV: PUBLIC SERVICE (PS) CAP CALCULATIONS

27 DISBURSED IN IDIS FOR PUBLIC SERVICES	501,297.53
28 PS UNLIQUIDATED OBLIGATIONS AT END OF CURRENT PROGRAM YEAR	0.00
29 PS UNLIQUIDATED OBLIGATIONS AT END OF PREVIOUS PROGRAM YEAR	0.00
30 ADJUSTMENT TO COMPUTE TOTAL PS OBLIGATIONS	0.00
31 TOTAL PS OBLIGATIONS (LINE 27 + LINE 28 - LINE 29 + LINE 30)	501,297.53
32 ENTITLEMENT GRANT	4,119,530.00
33 PRIOR YEAR PROGRAM INCOME	324,605.93
34 ADJUSTMENT TO COMPUTE TOTAL SUBJECT TO PS CAP	0.00
35 TOTAL SUBJECT TO PS CAP (SUM, LINES 32-34)	4,444,135.93
36 PERCENT FUNDS OBLIGATED FOR PS ACTIVITIES (LINE 31/LINE 35)	11.28%

PART V: PLANNING AND ADMINISTRATION (PA) CAP

37 DISBURSED IN IDIS FOR PLANNING/ADMINISTRATION	1,133,577.97
38 PA UNLIQUIDATED OBLIGATIONS AT END OF CURRENT PROGRAM YEAR	0.00
39 PA UNLIQUIDATED OBLIGATIONS AT END OF PREVIOUS PROGRAM YEAR	0.00
40 ADJUSTMENT TO COMPUTE TOTAL PA OBLIGATIONS	0.00
41 TOTAL PA OBLIGATIONS (LINE 37 + LINE 38 - LINE 39 +LINE 40)	1,133,577.97
42 ENTITLEMENT GRANT	4,119,530.00
43 CURRENT YEAR PROGRAM INCOME	444,710.00
44 ADJUSTMENT TO COMPUTE TOTAL SUBJECT TO PA CAP	0.00
45 TOTAL SUBJECT TO PA CAP (SUM, LINES 42-44)	4,564,240.00
46 PERCENT FUNDS OBLIGATED FOR PA ACTIVITIES (LINE 41/LINE 45)	24.84%



Office of Community Planning and Development
U.S. Department of Housing and Urban Development
Integrated Disbursement and Information System
PR26 - CDBG Financial Summary Report
Program Year 2014
MONTGOMERY COUNTY , MD

DATE: 09-03-15
TIME: 14:05
PAGE: 2

LINE 17 DETAIL: ACTIVITIES TO CONSIDER IN DETERMINING THE AMOUNT TO ENTER ON LINE 17

Report returned no data.

LINE 18 DETAIL: ACTIVITIES TO CONSIDER IN DETERMINING THE AMOUNT TO ENTER ON LINE 18

Plan Year	IDIS Project	IDIS Activity	Activity Name	Matrix Code	National Objective	Drawn Amount
2014	1	2894	Housing Rehab - Connerstone Mont./4820 Brightwood Cir.	01	LMH	\$50,000.00
2014	1	2897	MF Rehab - Connerstone Mont./7710 Woodmont Ave, #316	01	LMH	\$50,000.00
2014	1	2909	Housing Acquisition- CMI/3523 Woodlake Dr.	01	LMH	\$50,000.00
2014	1	2910	Housing Acquisition- CMI/3521 Woodlake Dr.	01	LMH	\$50,000.00
				01	Matrix Code	\$200,000.00
2012	5	2911	CMI-13051 Sheffield Manor Dr.	14B	LMH	\$50,000.00
2012	5	2948	CMI- 11710 Old Georgetown Rd., #226	14B	LMH	\$50,000.00
				14B	Matrix Code	\$100,000.00
Total						\$300,000.00

LINE 19 DETAIL: ACTIVITIES INCLUDED IN THE COMPUTATION OF LINE 19

Plan Year	IDIS Project	IDIS Activity	Voucher Number	Activity Name	Matrix Code	National Objective	Drawn Amount
2013	3	2891	5730954	Housing Acquisition - CMI/1201 East-West Hwy., #119	01	LMH	\$50,000.00
					01	Matrix Code	\$50,000.00
2008	6	2338	5732377	FENTON STREET PED. LINKS	03	LMA	\$21,057.21
2008	7	2340	5732377	LONG BRANCH PED. LINKS	03	LMA	\$57,000.00
2009	7	2468	5732375	LONG BRANCH PED. LINKS	03	LMA	\$597,671.90
2011	2	2685	5732371	Focused Neighborhood Assistance	03	LMA	\$92,250.69
2012	2	2763	5757653	Focused Neighborhood Assistance	03	LMC	\$212,888.75
2012	2	2763	5782537	Focused Neighborhood Assistance	03	LMC	\$11,476.80
2012	2	2763	5802806	Focused Neighborhood Assistance	03	LMC	\$19,668.72
2012	2	2763	5822788	Focused Neighborhood Assistance	03	LMC	\$14,614.27
2013	1	2821	5757744	Focused Neighborhood Assistance	03	LMC	\$177,584.33
2013	1	2821	5802803	Focused Neighborhood Assistance	03	LMC	\$118,350.73
2013	1	2821	5822745	Focused Neighborhood Assistance	03	LMC	\$65,618.99
2014	3	2854	5732279	Focused Neighborhood Assistance	03	LMA	\$42,232.77
2014	3	2854	5758225	Focused Neighborhood Assistance	03	LMA	\$42,346.22
2014	3	2854	5782575	Focused Neighborhood Assistance	03	LMA	\$85,301.70
2014	3	2854	5802934	Focused Neighborhood Assistance	03	LMA	\$31,981.96
2014	3	2854	5822389	Focused Neighborhood Assistance	03	LMA	\$53,302.99
					03	Matrix Code	\$1,643,348.03
2010	6	2557	5732372	Long Branch Pedestrian Linkages	03K	LMA	\$57,181.46
2010	6	2557	5802809	Long Branch Pedestrian Linkages	03K	LMA	\$74,894.15
2011	1	2684	5732371	Fenton Street Village Pedestrian Linkages	03K	LMA	\$17,040.30
2011	1	2684	5782523	Fenton Street Village Pedestrian Linkages	03K	LMA	\$620.00
2012	1	2762	5732367	Fenton Street Village Pedestrian Linkages	03K	LMA	\$271,000.00
2012	1	2762	5757653	Fenton Street Village Pedestrian Linkages	03K	LMA	\$148,284.57
2014	24	2876	5758225	Flower Ave Street Proj/Street Light Upgrade	03K	LMA	\$21,912.50
2014	24	2876	5822389	Flower Ave Street Proj/Street Light Upgrade	03K	LMA	\$21,912.50
					03K	Matrix Code	\$612,845.48
2011	30	2800	5732265	Expansion of Sunflower Bakery Program	05	LMC	\$6,499.24
2013	7	2806	5732265	Asian Pacific Amer. Legal Resource Ctr./Legal Services	05	LMC	\$5,480.46
2013	8	2807	5732265	BETHESDA CARES	05	LMC	\$2,015.00
2013	11	2801	5732265	IMPACT Silver Spring- Family Asset Building	05	LMC	\$8,458.76
2013	11	2801	5782542	IMPACT Silver Spring- Family Asset Building	05	LMC	\$1,313.22
2013	12	2808	5732265	Interfaith Works. Inc - Vol. Coord./Meals for Homeless	05	LMC	\$11,264.12
2013	12	2808	5757696	Interfaith Works. Inc - Vol. Coord./Meals for Homeless	05	LMC	\$7,556.70
2013	16	2802	5732265	Nat'l Ctr. of Children & Families/Betty's House	05	LMC	\$15,223.22



Office of Community Planning and Development
U.S. Department of Housing and Urban Development
Integrated Disbursement and Information System
PR26 - CDBG Financial Summary Report
Program Year 2014
MONTGOMERY COUNTY , MD

DATE: 09-03-15
TIME: 14:05
PAGE: 3

Plan Year	IDIS Project	IDIS Activity	Voucher Number	Activity Name	Matrix Code	National Objective	Drawn Amount
2013	21	2798	5732265	Crossroads Farmers Market- Opportunity and Community in the Crossroads	05	LMC	\$6,913.65
2013	21	2798	5782542	Crossroads Farmers Market- Opportunity and Community in the Crossroads	05	LMC	\$820.35
2014	8	2860	5758225	Asian American LEAD Leadership -Asian American LEAD MD High School Program	05	LMC	\$11,524.44
2014	8	2860	5782575	Asian American LEAD Leadership -Asian American LEAD MD High School Program	05	LMC	\$11,865.08
2014	8	2860	5802934	Asian American LEAD Leadership -Asian American LEAD MD High School Program	05	LMC	\$6,999.56
2014	8	2860	5822389	Asian American LEAD Leadership -Asian American LEAD MD High School Program	05	LMC	\$6,999.56
2014	9	2861	5758225	BOYS & GIRLS CLUB EDUCATION	05	LMC	\$9,339.69
2014	9	2861	5782575	BOYS & GIRLS CLUB EDUCATION	05	LMC	\$11,079.26
2014	9	2861	5802934	BOYS & GIRLS CLUB EDUCATION	05	LMC	\$7,582.66
2014	9	2861	5822389	BOYS & GIRLS CLUB EDUCATION	05	LMC	\$4,470.34
2014	11	2863	5782575	Ethiopian Comm. Ctr in Maryland(ECCM)	05	LMC	\$7,868.77
2014	11	2863	5802934	Ethiopian Comm. Ctr in Maryland(ECCM)	05	LMC	\$10,827.40
2014	11	2863	5822389	Ethiopian Comm. Ctr in Maryland(ECCM)	05	LMC	\$4,258.80
2014	13	2865	5758225	Interfaith Works. Inc - Vol. Coord./Meals for Homeless	05	LMC	\$3,019.18
2014	13	2865	5782575	Interfaith Works. Inc - Vol. Coord./Meals for Homeless	05	LMC	\$18,586.21
2014	13	2865	5802934	Interfaith Works. Inc - Vol. Coord./Meals for Homeless	05	LMC	\$7,903.71
2014	13	2865	5822389	Interfaith Works. Inc - Vol. Coord./Meals for Homeless	05	LMC	\$8,653.68
2014	14	2866	5802934	Jewish Found./Living Independ. w/Autism	05	LMC	\$2,145.00
2014	16	2868	5758225	Mont Co Coal/ Homeless-Hsg Locator	05	LMC	\$8,269.89
2014	16	2868	5782575	Mont Co Coal/ Homeless-Hsg Locator	05	LMC	\$12,568.74
2014	16	2868	5822389	Mont Co Coal/ Homeless-Hsg Locator	05	LMC	\$4,970.78
2014	19	2871	5732279	Nat'l Ctr. of Children & Families/Future Bond	05	LMC	\$7,216.27
2014	19	2871	5758225	Nat'l Ctr. of Children & Families/Future Bond	05	LMC	\$5,840.10
2014	19	2871	5782575	Nat'l Ctr. of Children & Families/Future Bond	05	LMC	\$11,680.20
2014	19	2871	5802934	Nat'l Ctr. of Children & Families/Future Bond	05	LMC	\$4,512.24
2014	19	2871	5822389	Nat'l Ctr. of Children & Families/Future Bond	05	LMC	\$12,114.90
2014	20	2872	5732279	Nat'l Ctr. of Children & Families/Betty's House	05	LMC	\$4,488.18
2014	20	2872	5758225	Nat'l Ctr. of Children & Families/Betty's House	05	LMC	\$4,700.13
2014	20	2872	5782575	Nat'l Ctr. of Children & Families/Betty's House	05	LMC	\$9,408.54
2014	20	2872	5802934	Nat'l Ctr. of Children & Families/Betty's House	05	LMC	\$1,199.60
2014	20	2872	5822389	Nat'l Ctr. of Children & Families/Betty's House	05	LMC	\$7,505.95
2014	21	2873	5758225	Sunflower Bakery, Inc- Next Steps Employ.	05	LMC	\$9,941.00
2014	21	2873	5782575	Sunflower Bakery, Inc- Next Steps Employ.	05	LMC	\$5,428.00
2014	21	2873	5822389	Sunflower Bakery, Inc- Next Steps Employ.	05	LMC	\$8,756.00
					05	Matrix Code	\$317,268.58
2014	12	2864	5782575	Home Care Partners, Inc./Mont. Light Care	05A	LMC	\$2,971.65
2014	12	2864	5802934	Home Care Partners, Inc./Mont. Light Care	05A	LMC	\$2,995.93
2014	12	2864	5822389	Home Care Partners, Inc./Mont. Light Care	05A	LMC	\$7,836.47
					05A	Matrix Code	\$13,804.05
2014	10	2862	5758225	Cath. Charities/Immigration Legal Svcs.	05C	LMC	\$9,116.49
2014	10	2862	5782575	Cath. Charities/Immigration Legal Svcs.	05C	LMC	\$9,116.49
2014	10	2862	5822389	Cath. Charities/Immigration Legal Svcs.	05C	LMC	\$12,155.32
					05C	Matrix Code	\$30,388.30
2013	14	2797	5732265	MONT. CO. MD DELTA ALUMNAE FOUNDATION	05D	LMC	\$295.82
2013	15	2810	5732265	MHP, Inc. Play & Learn Program	05D	LMC	\$15,567.00
2013	22	2804	5732265	MHP Takoma Park(Comm. Life Services)	05D	LMC	\$3,891.00
2013	24	2805	5732265	YMCA/Smart Choics w/Emotions Program	05D	LMC	\$3,886.00
2014	18	2870	5758225	MHP, Inc. Play & Learn Program	05D	LMC	\$15,465.00
2014	18	2870	5782575	MHP, Inc. Play & Learn Program	05D	LMC	\$19,132.00
2014	18	2870	5802934	MHP, Inc. Play & Learn Program	05D	LMC	\$4,473.00
2014	18	2870	5822389	MHP, Inc. Play & Learn Program	05D	LMC	\$3,148.00



Office of Community Planning and Development
U.S. Department of Housing and Urban Development
Integrated Disbursement and Information System
PR26 - CDBG Financial Summary Report
Program Year 2014
MONTGOMERY COUNTY , MD

DATE: 09-03-15
TIME: 14:05
PAGE: 4

Plan Year	IDIS Project	IDIS Activity	Voucher Number	Activity Name	Matrix Code	National Objective	Drawn Amount
					05D	Matrix Code	\$65,857.82
2014	15	2867	5782575	Jewish Soc. Svc./JSSA Refugee Intergration	05H	LMC	\$3,692.45
2014	15	2867	5822389	Jewish Soc. Svc./JSSA Refugee Intergration	05H	LMC	\$4,213.33
					05H	Matrix Code	\$7,905.78
2013	10	2799	5732265	Mansfield Kaseman Health Clinic - Community Ministries	05M	LMC	\$10,406.55
2013	10	2799	5757696	Mansfield Kaseman Health Clinic - Community Ministries	05M	LMC	\$1,922.67
2013	13	2809	5732265	Mobile Medical Care, Inc. - Anticoagulation Clinic	05M	LMC	\$13,722.03
2014	17	2869	5758225	Mobile Medical Care, Inc. - Anticoagulation Clinic	05M	LMC	\$6,487.07
2014	17	2869	5782575	Mobile Medical Care, Inc. - Anticoagulation Clinic	05M	LMC	\$9,396.57
2014	17	2869	5802934	Mobile Medical Care, Inc. - Anticoagulation Clinic	05M	LMC	\$7,345.52
2014	17	2869	5822389	Mobile Medical Care, Inc. - Anticoagulation Clinic	05M	LMC	\$8,146.14
					05M	Matrix Code	\$57,426.55
2013	17	2811	5732265	St. Luke's Hse. & Threshold Ser. (Case Manager)	05O	LMC	\$7,101.63
2013	17	2811	5757696	St. Luke's Hse. & Threshold Ser. (Case Manager)	05O	LMC	\$1,544.82
					05O	Matrix Code	\$8,646.45
2012	5	2793	5822767	SF Rehab - Mazariegos	14A	LMH	\$26,875.00
2013	3	2841	5730954	Hsg. Rehab & Production (BG8002)	14A	LMH	\$31,555.59
2013	3	2842	5732265	SF Rehab - Yvonne Conolley	14A	LMH	\$9,092.50
2013	3	2846	5730954	GH Rehab Jubilee Assoc/14644 Tynewick Ter.	14A	LMH	\$24,035.00
2013	3	2899	5757696	GH Rehab - CSS/18609 Chickadee Lane	14A	LMH	\$6,350.00
2013	3	2900	5757696	GH Rehab - CSS/20221 Shipley Ter., #101	14A	LMH	\$4,500.00
2013	3	2901	5757696	GH Rehab - CSS/19843 Bassellton Pl.	14A	LMH	\$6,350.00
2013	3	2907	5782575	GH Rehab - Cornerstone Montgomery	14A	LMH	\$19,011.00
2013	23	2818	5732265	Rebuilding Together/Critical Needs Home Repair	14A	LMH	\$23,819.67
2013	23	2818	5782542	Rebuilding Together/Critical Needs Home Repair	14A	LMH	\$83,546.95
2013	25	2817	5732265	Interfaith Works. Inc - SF Rehab	14A	LMH	\$15,998.09
2013	25	2817	5782542	Interfaith Works. Inc - SF Rehab	14A	LMH	\$10,791.91
2013	26	2815	5730954	Rockville Housing Enterprises	14A	LMH	\$43,197.00
2013	27	2814	5730954	Single-Family Rehabilitation- City of Rockville	14A	LMH	\$22,068.98
2013	27	2814	5732265	Single-Family Rehabilitation- City of Rockville	14A	LMH	\$11,356.94
2013	27	2814	5782542	Single-Family Rehabilitation- City of Rockville	14A	LMH	\$127,872.08
2014	1	2857	5732279	Hsg. Rehab & Production (BG8002)	14A	LMH	\$24,668.88
2014	1	2857	5758225	Hsg. Rehab & Production (BG8002)	14A	LMH	\$26,883.90
2014	1	2857	5782575	Hsg. Rehab & Production (BG8002)	14A	LMH	\$55,121.07
2014	1	2857	5802934	Hsg. Rehab & Production (BG8002)	14A	LMH	\$20,021.35
2014	1	2857	5822389	Hsg. Rehab & Production (BG8002)	14A	LMH	\$47,039.23
2014	1	2902	5782575	GH Rehab - CSS/20554 Lowfield Dr.	14A	LMH	\$43,079.00
2014	1	2912	5802934	GH Rehab - CSS/10323 Procera Dr.	14A	LMH	\$69,011.46
2014	2	2893	5732265	GH Rehab - Community Connections	14A	LMH	\$20,808.00
2014	28	2898	5822389	Single-Family Rehabilitation- City of Rockville	14A	LMH	\$21,023.92
					14A	Matrix Code	\$794,077.52
2011	33	2651	5822816	Façade, Sign and Canopy	14E	LMA	\$107,012.01
					14E	Matrix Code	\$107,012.01
2013	4	2816	5732265	Code Enforcement	15	LMA	\$70,634.82
2014	4	2856	5732279	Code Enforcement	15	LMA	\$32,771.89
2014	4	2856	5758225	Code Enforcement	15	LMA	\$34,963.21
2014	4	2856	5782575	Code Enforcement	15	LMA	\$66,044.58
2014	4	2856	5802934	Code Enforcement	15	LMA	\$24,275.88
2014	4	2856	5822389	Code Enforcement	15	LMA	\$41,583.15
					15	Matrix Code	\$270,273.53
Total							\$3,978,854.10

LINE 27 DETAIL: ACTIVITIES INCLUDED IN THE COMPUTATION OF LINE 27



Office of Community Planning and Development
U.S. Department of Housing and Urban Development
Integrated Disbursement and Information System
PR26 - CDBG Financial Summary Report
Program Year 2014
MONTGOMERY COUNTY , MD

DATE: 09-03-15
TIME: 14:05
PAGE: 5

Plan Year	IDIS Project	IDIS Activity	Voucher Number	Activity Name	Matrix Code	National Objective	Drawn Amount
2011	30	2800	5732265	Expansion of Sunflower Bakery Program	05	LMC	\$6,499.24
2013	7	2806	5732265	Asian Pacific Amer. Legal Resource Ctr./Legal Services	05	LMC	\$5,480.46
2013	8	2807	5732265	BETHESDA CARES	05	LMC	\$2,015.00
2013	11	2801	5732265	IMPACT Silver Spring- Family Asset Building	05	LMC	\$8,458.76
2013	11	2801	5782542	IMPACT Silver Spring- Family Asset Building	05	LMC	\$1,313.22
2013	12	2808	5732265	Interfaith Works. Inc - Vol. Coord./Meals for Homeless	05	LMC	\$11,264.12
2013	12	2808	5757696	Interfaith Works. Inc - Vol. Coord./Meals for Homeless	05	LMC	\$7,556.70
2013	16	2802	5732265	Nat'l Ctr. of Children & Families/Betty's House	05	LMC	\$15,223.22
2013	21	2798	5732265	Crossroads Farmers Market- Opportunity and Community in the Crossroads	05	LMC	\$6,913.65
2013	21	2798	5782542	Crossroads Farmers Market- Opportunity and Community in the Crossroads	05	LMC	\$820.35
2014	8	2860	5758225	Asian American LEAD Leadership -Asian American LEAD MD High School Program	05	LMC	\$11,524.44
2014	8	2860	5782575	Asian American LEAD Leadership -Asian American LEAD MD High School Program	05	LMC	\$11,865.08
2014	8	2860	5802934	Asian American LEAD Leadership -Asian American LEAD MD High School Program	05	LMC	\$6,999.56
2014	8	2860	5822389	Asian American LEAD Leadership -Asian American LEAD MD High School Program	05	LMC	\$6,999.56
2014	9	2861	5758225	BOYS & GIRLS CLUB EDUCATION	05	LMC	\$9,339.69
2014	9	2861	5782575	BOYS & GIRLS CLUB EDUCATION	05	LMC	\$11,079.26
2014	9	2861	5802934	BOYS & GIRLS CLUB EDUCATION	05	LMC	\$7,582.66
2014	9	2861	5822389	BOYS & GIRLS CLUB EDUCATION	05	LMC	\$4,470.34
2014	11	2863	5782575	Ethiopian Comm. Ctr in Maryland(ECCM)	05	LMC	\$7,868.77
2014	11	2863	5802934	Ethiopian Comm. Ctr in Maryland(ECCM)	05	LMC	\$10,827.40
2014	11	2863	5822389	Ethiopian Comm. Ctr in Maryland(ECCM)	05	LMC	\$4,258.80
2014	13	2865	5758225	Interfaith Works. Inc - Vol. Coord./Meals for Homeless	05	LMC	\$3,019.18
2014	13	2865	5782575	Interfaith Works. Inc - Vol. Coord./Meals for Homeless	05	LMC	\$18,586.21
2014	13	2865	5802934	Interfaith Works. Inc - Vol. Coord./Meals for Homeless	05	LMC	\$7,903.71
2014	13	2865	5822389	Interfaith Works. Inc - Vol. Coord./Meals for Homeless	05	LMC	\$8,653.68
2014	14	2866	5802934	Jewish Found./Living Independ. w/Autism	05	LMC	\$2,145.00
2014	16	2868	5758225	Mont Co Coal/ Homeless-Hsg Locator	05	LMC	\$8,269.89
2014	16	2868	5782575	Mont Co Coal/ Homeless-Hsg Locator	05	LMC	\$12,568.74
2014	16	2868	5822389	Mont Co Coal/ Homeless-Hsg Locator	05	LMC	\$4,970.78
2014	19	2871	5732279	Nat'l Ctr. of Children & Families/Future Bond	05	LMC	\$7,216.27
2014	19	2871	5758225	Nat'l Ctr. of Children & Families/Future Bond	05	LMC	\$5,840.10
2014	19	2871	5782575	Nat'l Ctr. of Children & Families/Future Bond	05	LMC	\$11,680.20
2014	19	2871	5802934	Nat'l Ctr. of Children & Families/Future Bond	05	LMC	\$4,512.24
2014	19	2871	5822389	Nat'l Ctr. of Children & Families/Future Bond	05	LMC	\$12,114.90
2014	20	2872	5732279	Nat'l Ctr. of Children & Families/Betty's House	05	LMC	\$4,488.18
2014	20	2872	5758225	Nat'l Ctr. of Children & Families/Betty's House	05	LMC	\$4,700.13
2014	20	2872	5782575	Nat'l Ctr. of Children & Families/Betty's House	05	LMC	\$9,408.54
2014	20	2872	5802934	Nat'l Ctr. of Children & Families/Betty's House	05	LMC	\$1,199.60
2014	20	2872	5822389	Nat'l Ctr. of Children & Families/Betty's House	05	LMC	\$7,505.95
2014	21	2873	5758225	Sunflower Bakery, Inc- Next Steps Employ.	05	LMC	\$9,941.00
2014	21	2873	5782575	Sunflower Bakery, Inc- Next Steps Employ.	05	LMC	\$5,428.00
2014	21	2873	5822389	Sunflower Bakery, Inc- Next Steps Employ.	05	LMC	\$8,756.00
					05	Matrix Code	\$317,268.58
2014	12	2864	5782575	Home Care Partners, Inc./Mont. Light Care	05A	LMC	\$2,971.65
2014	12	2864	5802934	Home Care Partners, Inc./Mont. Light Care	05A	LMC	\$2,995.93
2014	12	2864	5822389	Home Care Partners, Inc./Mont. Light Care	05A	LMC	\$7,836.47
					05A	Matrix Code	\$13,804.05
2014	10	2862	5758225	Cath. Charities/Immigration Legal Svcs.	05C	LMC	\$9,116.49
2014	10	2862	5782575	Cath. Charities/Immigration Legal Svcs.	05C	LMC	\$9,116.49
2014	10	2862	5822389	Cath. Charities/Immigration Legal Svcs.	05C	LMC	\$12,155.32
					05C	Matrix Code	\$30,388.30



Office of Community Planning and Development
U.S. Department of Housing and Urban Development
Integrated Disbursement and Information System
PR26 - CDBG Financial Summary Report
Program Year 2014
MONTGOMERY COUNTY , MD

DATE: 09-03-15
TIME: 14:05
PAGE: 6

Plan Year	IDIS Project	IDIS Activity	Voucher Number	Activity Name	Matrix Code	National Objective	Drawn Amount
2013	14	2797	5732265	MONT. CO. MD DELTA ALUMNAE FOUNDATION	05D	LMC	\$295.82
2013	15	2810	5732265	MHP, Inc. Play & Learn Program	05D	LMC	\$15,567.00
2013	22	2804	5732265	MHP Takoma Park(Comm. Life Services)	05D	LMC	\$3,891.00
2013	24	2805	5732265	YMCA/Smart Choics w/Emotions Program	05D	LMC	\$3,886.00
2014	18	2870	5758225	MHP, Inc. Play & Learn Program	05D	LMC	\$15,465.00
2014	18	2870	5782575	MHP, Inc. Play & Learn Program	05D	LMC	\$19,132.00
2014	18	2870	5802934	MHP, Inc. Play & Learn Program	05D	LMC	\$4,473.00
2014	18	2870	5822389	MHP, Inc. Play & Learn Program	05D	LMC	\$3,148.00
					05D	Matrix Code	\$65,857.82
2014	15	2867	5782575	Jewish Soc. Svc./JSSA Refugee Intergration	05H	LMC	\$3,692.45
2014	15	2867	5822389	Jewish Soc. Svc./JSSA Refugee Intergration	05H	LMC	\$4,213.33
					05H	Matrix Code	\$7,905.78
2013	10	2799	5732265	Mansfield Kaseman Health Clinic - Community Ministries	05M	LMC	\$10,406.55
2013	10	2799	5757696	Mansfield Kaseman Health Clinic - Community Ministries	05M	LMC	\$1,922.67
2013	13	2809	5732265	Mobile Medical Care, Inc. - Anticoagulation Clinic	05M	LMC	\$13,722.03
2014	17	2869	5758225	Mobile Medical Care, Inc. - Anticoagulation Clinic	05M	LMC	\$6,487.07
2014	17	2869	5782575	Mobile Medical Care, Inc. - Anticoagulation Clinic	05M	LMC	\$9,396.57
2014	17	2869	5802934	Mobile Medical Care, Inc. - Anticoagulation Clinic	05M	LMC	\$7,345.52
2014	17	2869	5822389	Mobile Medical Care, Inc. - Anticoagulation Clinic	05M	LMC	\$8,146.14
					05M	Matrix Code	\$57,426.55
2013	17	2811	5732265	St. Luke's Hse. & Threshold Ser. (Case Manager)	05O	LMC	\$7,101.63
2013	17	2811	5757696	St. Luke's Hse. & Threshold Ser. (Case Manager)	05O	LMC	\$1,544.82
					05O	Matrix Code	\$8,646.45
Total							\$501,297.53

LINE 37 DETAIL: ACTIVITIES INCLUDED IN THE COMPUTATION OF LINE 37

Plan Year	IDIS Project	IDIS Activity	Voucher Number	Activity Name	Matrix Code	National Objective	Drawn Amount
2013	5	2820	5732265	Facility Planning	20		\$10,087.74
2014	5	2855	5732279	Facility Planning	20		\$7,910.96
2014	5	2855	5758225	Facility Planning	20		\$8,533.00
2014	5	2855	5782575	Facility Planning	20		\$17,060.15
2014	5	2855	5802934	Facility Planning	20		\$6,473.63
2014	5	2855	5822389	Facility Planning	20		\$10,022.26
					20	Matrix Code	\$60,087.74
2013	6	2819	5732265	Administration	21A		\$245,576.99
2013	6	2819	5757696	Administration	21A		\$1,527.59
2013	6	2819	5782542	Administration	21A		\$1,006.10
2013	6	2819	5822469	Administration	21A		\$148.96
2014	6	2858	5732279	Administration	21A		\$120,319.74
2014	6	2858	5758225	Administration	21A		\$128,675.67
2014	6	2858	5782575	Administration	21A		\$260,120.79
2014	6	2858	5802934	Administration	21A		\$87,711.99
2014	6	2858	5822389	Administration	21A		\$154,208.27
2014	32	2946	5822389	Fair Housing	21A		\$19,995.84
					21A	Matrix Code	\$1,019,291.94
2011	4	2687	5732371	Contingency (Capital)	21B		\$4,054.49
2011	4	2687	5782523	Contingency (Capital)	21B		\$1,081.50
2012	4	2764	5757653	Contingency (Capital)	21B		\$35,334.16
2012	4	2764	5782537	Contingency (Capital)	21B		\$733.57
2012	4	2764	5822805	Contingency (Capital)	21B		\$6,542.00
2012	4	2822	5757744	Contingency (Capital)	21B		\$452.57
2012	4	2822	5802803	Contingency (Capital)	21B		\$6,000.00
					21B	Matrix Code	\$54,198.29
Total							\$1,133,577.97



U.S. Department of Housing and Urban Development
Office of Community Planning and Development
Integrated Disbursement and Information System
Status of HOME Grants
MONTGOMERY COUNTY

DATE: 09-03-15
TIME: 14:06
PAGE: 1

IDIS - PR27

Commitments from Authorized Funds

Fiscal Year	Total Authorization	Admin/CHDO OP Authorization	CR/CL/CC – Amount Committed to CHDOS	% CHDO Cmtd	SU Funds-Subgrants to Other Entities	EN Funds-PJ Committed to Activities	Total Authorized Commitments	% of Auth Cmtd
1992	\$1,842,000.00	\$184,200.00	\$1,100,000.00	59.7%	\$0.00	\$557,800.00	\$1,842,000.00	100.0%
1993	\$1,210,000.00	\$131,500.00	\$250,000.00	20.6%	\$0.00	\$828,500.00	\$1,210,000.00	100.0%
1994	\$1,737,000.00	\$205,231.00	\$400,000.00	23.0%	\$0.00	\$1,131,769.00	\$1,737,000.00	100.0%
1995	\$1,848,000.00	\$184,800.00	\$277,200.00	15.0%	\$0.00	\$1,386,000.00	\$1,848,000.00	100.0%
1996	\$1,856,000.00	\$252,500.00	\$278,400.00	15.0%	\$0.00	\$1,325,100.00	\$1,856,000.00	100.0%
1997	\$1,808,000.00	\$204,300.00	\$271,200.00	15.0%	\$0.00	\$1,332,500.00	\$1,808,000.00	100.0%
1998	\$1,953,000.00	\$292,800.00	\$292,950.00	15.0%	\$75,250.00	\$1,292,000.00	\$1,953,000.00	100.0%
1999	\$2,098,000.00	\$314,700.00	\$314,700.00	15.0%	\$0.00	\$1,468,600.00	\$2,098,000.00	100.0%
2000	\$2,014,000.00	\$201,400.00	\$302,100.00	15.0%	\$0.00	\$1,510,500.00	\$2,014,000.00	100.0%
2001	\$2,238,000.00	\$335,700.00	\$335,700.00	15.0%	\$0.00	\$1,566,600.00	\$2,238,000.00	100.0%
2002	\$2,325,000.00	\$348,750.00	\$348,750.00	15.0%	\$0.00	\$1,627,500.00	\$2,325,000.00	100.0%
2003	\$2,609,196.45	\$391,379.55	\$391,379.00	14.9%	\$0.00	\$1,826,437.90	\$2,609,196.45	100.0%
2004	\$2,920,819.00	\$404,794.90	\$390,633.60	13.3%	\$0.00	\$2,125,390.50	\$2,920,819.00	100.0%
2005	\$2,559,513.00	\$369,179.40	\$1,219,324.10	47.6%	\$0.00	\$971,009.50	\$2,559,513.00	100.0%
2006	\$2,363,177.00	\$347,141.60	\$1,347,162.40	57.0%	\$0.00	\$668,873.00	\$2,363,177.00	100.0%
2007	\$2,358,624.00	\$345,479.30	\$1,582,341.30	67.0%	\$0.00	\$430,803.40	\$2,358,624.00	100.0%
2008	\$2,260,535.00	\$336,124.40	\$0.00	0.0%	\$0.00	\$1,924,410.60	\$2,260,535.00	100.0%
2009	\$2,504,723.00	\$362,514.30	\$850,000.00	33.9%	\$0.00	\$1,292,208.70	\$2,504,723.00	100.0%
2010	\$2,491,884.00	\$361,188.40	\$1,130,000.00	45.3%	\$0.00	\$1,000,695.60	\$2,491,884.00	100.0%
2011	\$2,212,374.00	\$320,917.40	\$865,111.33	39.1%	\$0.00	\$541,329.82	\$1,727,358.55	78.0%
2012	\$1,326,417.00	\$191,841.70	\$0.00	0.0%	\$0.00	\$935,612.75	\$1,127,454.45	85.0%
2013	\$1,370,122.00	\$193,193.00	\$0.00	0.0%	\$0.00	\$971,410.70	\$1,164,603.70	85.0%
2014	\$1,456,189.00	\$207,599.25	\$0.00	0.0%	\$0.00	\$1,030,161.40	\$1,237,760.65	85.0%
Total	\$47,362,573.45	\$6,487,234.20	\$11,946,951.73	25.2%	\$75,250.00	\$27,745,212.87	\$46,254,648.80	97.6%



U.S. Department of Housing and Urban Development
Office of Community Planning and Development
Integrated Disbursement and Information System
Status of HOME Grants
MONTGOMERY COUNTY

DATE: 09-03-15
TIME: 14:06
PAGE: 2

IDIS - PR27

Program Income (PI)

Program Year	Total Receipts	Amount Suballocated to PA	Amount Committed to Activities	% Committed	Net Disbursed	Disbursed Pending Approval	Total Disbursed	% Disbursed
1992	\$0.00	N/A	\$0.00	0.0%	\$0.00	\$0.00	\$0.00	0.0%
1993	\$0.00	N/A	\$0.00	0.0%	\$0.00	\$0.00	\$0.00	0.0%
1994	\$0.00	N/A	\$0.00	0.0%	\$0.00	\$0.00	\$0.00	0.0%
1995	\$0.00	N/A	\$0.00	0.0%	\$0.00	\$0.00	\$0.00	0.0%
1996	\$0.00	N/A	\$0.00	0.0%	\$0.00	\$0.00	\$0.00	0.0%
1997	\$132,250.00	N/A	\$132,250.00	100.0%	\$132,250.00	\$0.00	\$132,250.00	100.0%
1998	\$71,698.00	N/A	\$71,698.00	100.0%	\$71,698.00	\$0.00	\$71,698.00	100.0%
1999	\$161,600.00	N/A	\$161,600.00	100.0%	\$161,600.00	\$0.00	\$161,600.00	100.0%
2000	\$0.00	N/A	\$0.00	0.0%	\$0.00	\$0.00	\$0.00	0.0%
2001	\$114,332.00	N/A	\$114,332.00	100.0%	\$114,332.00	\$0.00	\$114,332.00	100.0%
2002	\$127,596.00	N/A	\$127,596.00	100.0%	\$127,596.00	\$0.00	\$127,596.00	100.0%
2003	\$623,990.00	N/A	\$623,990.00	100.0%	\$623,990.00	\$0.00	\$623,990.00	100.0%
2004	\$254,000.00	N/A	\$254,000.00	100.0%	\$254,000.00	\$0.00	\$254,000.00	100.0%
2005	\$263,595.00	N/A	\$263,595.00	100.0%	\$263,595.00	\$0.00	\$263,595.00	100.0%
2006	\$0.00	N/A	\$0.00	0.0%	\$0.00	\$0.00	\$0.00	0.0%
2007	\$272,498.00	N/A	\$272,498.00	100.0%	\$272,498.00	\$0.00	\$272,498.00	100.0%
2008	\$251,875.00	N/A	\$251,875.00	100.0%	\$251,875.00	\$0.00	\$251,875.00	100.0%
2009	\$323,351.00	N/A	\$323,351.00	100.0%	\$323,351.00	\$0.00	\$323,351.00	100.0%
2010	\$365,450.12	N/A	\$365,450.12	100.0%	\$365,450.12	\$0.00	\$365,450.12	100.0%
2011	\$333,118.94	N/A	\$333,118.94	100.0%	\$333,118.94	\$0.00	\$333,118.94	100.0%
2012	\$413,491.51	\$0.00	\$413,491.51	100.0%	\$399,697.06	\$0.00	\$399,697.06	96.6%
2013	\$1,173,977.29	\$0.00	\$1,173,977.29	100.0%	\$1,173,977.29	\$0.00	\$1,173,977.29	100.0%
2014	\$243,091.00	\$0.00	\$243,091.00	100.0%	\$0.00	\$0.00	\$0.00	0.0%
2015	\$204,516.64	\$0.00	\$204,516.64	100.0%	\$0.00	\$0.00	\$0.00	0.0%
Total	\$5,330,430.50	\$0.00	\$5,330,430.50	100.0%	\$4,869,028.41	\$0.00	\$4,869,028.41	91.3%



U.S. Department of Housing and Urban Development
Office of Community Planning and Development
Integrated Disbursement and Information System
Status of HOME Grants
MONTGOMERY COUNTY

DATE: 09-03-15
TIME: 14:06
PAGE: 3

IDIS - PR27

Program Income for Administration (PA)

Program Year	Authorized Amount	Amount Committed to Activities	% Committed	Net Disbursed	Disbursed Pending Approval	Total Disbursed	% Disbursed
2012	\$0.00	\$0.00	0.0%	\$0.00	\$0.00	\$0.00	0.0%
2013	\$0.00	\$0.00	0.0%	\$0.00	\$0.00	\$0.00	0.0%
2014	\$0.00	\$0.00	0.0%	\$0.00	\$0.00	\$0.00	0.0%
2015	\$0.00	\$0.00	0.0%	\$0.00	\$0.00	\$0.00	0.0%
Total	\$0.00	\$0.00	0.0%	\$0.00	\$0.00	\$0.00	0.0%



U.S. Department of Housing and Urban Development
Office of Community Planning and Development
Integrated Disbursement and Information System
Status of HOME Grants
MONTGOMERY COUNTY

DATE: 09-03-15
TIME: 14:06
PAGE: 4

IDIS - PR27

Recaptured Homebuyer Funds (HP)

Program Year	Total Receipts	Amount Committed to Activities	% Committed	Net Disbursed	Disbursed Pending Approval	Total Disbursed	% Disbursed
2015	\$0.00	\$0.00	0.0%	\$0.00	\$0.00	\$0.00	0.0%
Total	\$0.00	\$0.00	0.0%	\$0.00	\$0.00	\$0.00	0.0%



U.S. Department of Housing and Urban Development
Office of Community Planning and Development
Integrated Disbursement and Information System
Status of HOME Grants
MONTGOMERY COUNTY

DATE: 09-03-15
TIME: 14:06
PAGE: 5

IDIS - PR27

Repayments to Local Account (IU)

Program Year	Total Receipts	Amount Committed to Activities	% Committed	Net Disbursed	Disbursed Pending Approval	Total Disbursed	% Disbursed
2015	\$0.00	\$0.00	0.0%	\$0.00	\$0.00	\$0.00	0.0%
Total	\$0.00	\$0.00	0.0%	\$0.00	\$0.00	\$0.00	0.0%



U.S. Department of Housing and Urban Development
Office of Community Planning and Development
Integrated Disbursement and Information System
Status of HOME Grants
MONTGOMERY COUNTY

DATE: 09-03-15
TIME: 14:06
PAGE: 6

IDIS - PR27

Disbursements from Treasury Account

Fiscal Year	Total Authorization	Disbursed	Returned	Net Disbursed	Disbursed Pending Approval	Total Disbursed	% Disb	Available to Disburse
1992	\$1,842,000.00	\$1,842,000.00	\$0.00	\$1,842,000.00	\$0.00	\$1,842,000.00	100.0%	\$0.00
1993	\$1,210,000.00	\$1,210,000.00	\$0.00	\$1,210,000.00	\$0.00	\$1,210,000.00	100.0%	\$0.00
1994	\$1,737,000.00	\$1,737,000.00	\$0.00	\$1,737,000.00	\$0.00	\$1,737,000.00	100.0%	\$0.00
1995	\$1,848,000.00	\$1,848,000.00	\$0.00	\$1,848,000.00	\$0.00	\$1,848,000.00	100.0%	\$0.00
1996	\$1,856,000.00	\$1,856,000.00	\$0.00	\$1,856,000.00	\$0.00	\$1,856,000.00	100.0%	\$0.00
1997	\$1,808,000.00	\$1,808,000.00	\$0.00	\$1,808,000.00	\$0.00	\$1,808,000.00	100.0%	\$0.00
1998	\$1,953,000.00	\$1,953,000.00	\$0.00	\$1,953,000.00	\$0.00	\$1,953,000.00	100.0%	\$0.00
1999	\$2,098,000.00	\$2,098,000.00	\$0.00	\$2,098,000.00	\$0.00	\$2,098,000.00	100.0%	\$0.00
2000	\$2,014,000.00	\$2,014,000.00	\$0.00	\$2,014,000.00	\$0.00	\$2,014,000.00	100.0%	\$0.00
2001	\$2,238,000.00	\$2,238,000.00	\$0.00	\$2,238,000.00	\$0.00	\$2,238,000.00	100.0%	\$0.00
2002	\$2,325,000.00	\$2,325,000.00	\$0.00	\$2,325,000.00	\$0.00	\$2,325,000.00	100.0%	\$0.00
2003	\$2,609,196.45	\$2,609,196.45	\$0.00	\$2,609,196.45	\$0.00	\$2,609,196.45	100.0%	\$0.00
2004	\$2,920,819.00	\$2,920,819.00	\$0.00	\$2,920,819.00	\$0.00	\$2,920,819.00	100.0%	\$0.00
2005	\$2,559,513.00	\$2,559,513.00	\$0.00	\$2,559,513.00	\$0.00	\$2,559,513.00	100.0%	\$0.00
2006	\$2,363,177.00	\$2,363,177.00	\$0.00	\$2,363,177.00	\$0.00	\$2,363,177.00	100.0%	\$0.00
2007	\$2,358,624.00	\$2,358,624.00	\$0.00	\$2,358,624.00	\$0.00	\$2,358,624.00	100.0%	\$0.00
2008	\$2,260,535.00	\$2,260,535.00	\$0.00	\$2,260,535.00	\$0.00	\$2,260,535.00	100.0%	\$0.00
2009	\$2,504,723.00	\$2,504,723.00	\$0.00	\$2,504,723.00	\$0.00	\$2,504,723.00	100.0%	\$0.00
2010	\$2,491,884.00	\$2,491,884.00	\$0.00	\$2,491,884.00	\$0.00	\$2,491,884.00	100.0%	\$0.00
2011	\$2,212,374.00	\$1,672,640.55	\$0.00	\$1,672,640.55	\$0.00	\$1,672,640.55	75.6%	\$539,733.45
2012	\$1,326,417.00	\$811,463.14	\$0.00	\$811,463.14	\$0.00	\$811,463.14	61.1%	\$514,953.86
2013	\$1,370,122.00	\$56,181.00	\$0.00	\$56,181.00	\$0.00	\$56,181.00	4.1%	\$1,313,941.00
2014	\$1,456,189.00	\$52,971.35	\$0.00	\$52,971.35	\$0.00	\$52,971.35	3.6%	\$1,403,217.65
Total	\$47,362,573.45	\$43,590,727.49	\$0.00	\$43,590,727.49	\$0.00	\$43,590,727.49	92.0%	\$3,771,845.96



U.S. Department of Housing and Urban Development
Office of Community Planning and Development
Integrated Disbursement and Information System
Status of HOME Grants
MONTGOMERY COUNTY

DATE: 09-03-15
TIME: 14:06
PAGE: 7

IDIS - PR27

Home Activities Commitments/Disbursements from Treasury Account

Fiscal Year	Authorized for Activities	Amount Committed to Activities	% Cmt'd	Disbursed	Returned	Net Disbursed	% Net Disb	Disbursed Pending Approval	Total Disbursed	% Disb
1992	\$1,657,800.00	\$1,657,800.00	100.0%	\$1,657,800.00	\$0.00	\$1,657,800.00	100.0%	\$0.00	\$1,657,800.00	100.0%
1993	\$1,078,500.00	\$1,078,500.00	100.0%	\$1,078,500.00	\$0.00	\$1,078,500.00	100.0%	\$0.00	\$1,078,500.00	100.0%
1994	\$1,531,769.00	\$1,531,769.00	100.0%	\$1,531,769.00	\$0.00	\$1,531,769.00	100.0%	\$0.00	\$1,531,769.00	100.0%
1995	\$1,663,200.00	\$1,663,200.00	100.0%	\$1,663,200.00	\$0.00	\$1,663,200.00	100.0%	\$0.00	\$1,663,200.00	100.0%
1996	\$1,603,500.00	\$1,603,500.00	100.0%	\$1,603,500.00	\$0.00	\$1,603,500.00	100.0%	\$0.00	\$1,603,500.00	100.0%
1997	\$1,603,700.00	\$1,603,700.00	100.0%	\$1,603,700.00	\$0.00	\$1,603,700.00	100.0%	\$0.00	\$1,603,700.00	100.0%
1998	\$1,660,200.00	\$1,660,200.00	100.0%	\$1,660,200.00	\$0.00	\$1,660,200.00	100.0%	\$0.00	\$1,660,200.00	100.0%
1999	\$1,783,300.00	\$1,783,300.00	100.0%	\$1,783,300.00	\$0.00	\$1,783,300.00	100.0%	\$0.00	\$1,783,300.00	100.0%
2000	\$1,812,600.00	\$1,812,600.00	100.0%	\$1,812,600.00	\$0.00	\$1,812,600.00	100.0%	\$0.00	\$1,812,600.00	100.0%
2001	\$1,902,300.00	\$1,902,300.00	100.0%	\$1,902,300.00	\$0.00	\$1,902,300.00	100.0%	\$0.00	\$1,902,300.00	100.0%
2002	\$1,976,250.00	\$1,976,250.00	100.0%	\$1,976,250.00	\$0.00	\$1,976,250.00	100.0%	\$0.00	\$1,976,250.00	100.0%
2003	\$2,217,816.90	\$2,217,816.90	100.0%	\$2,217,816.90	\$0.00	\$2,217,816.90	100.0%	\$0.00	\$2,217,816.90	100.0%
2004	\$2,516,024.10	\$2,516,024.10	100.0%	\$2,516,024.10	\$0.00	\$2,516,024.10	100.0%	\$0.00	\$2,516,024.10	100.0%
2005	\$2,190,333.60	\$2,190,333.60	100.0%	\$2,190,333.60	\$0.00	\$2,190,333.60	100.0%	\$0.00	\$2,190,333.60	100.0%
2006	\$2,016,035.40	\$2,016,035.40	100.0%	\$2,016,035.40	\$0.00	\$2,016,035.40	100.0%	\$0.00	\$2,016,035.40	100.0%
2007	\$2,013,144.70	\$2,013,144.70	100.0%	\$2,013,144.70	\$0.00	\$2,013,144.70	100.0%	\$0.00	\$2,013,144.70	100.0%
2008	\$1,924,410.60	\$1,924,410.60	100.0%	\$1,924,410.60	\$0.00	\$1,924,410.60	100.0%	\$0.00	\$1,924,410.60	100.0%
2009	\$2,142,208.70	\$2,142,208.70	100.0%	\$2,142,208.70	\$0.00	\$2,142,208.70	100.0%	\$0.00	\$2,142,208.70	100.0%
2010	\$2,130,695.60	\$2,130,695.60	100.0%	\$2,130,695.60	\$0.00	\$2,130,695.60	100.0%	\$0.00	\$2,130,695.60	100.0%
2011	\$1,891,456.60	\$1,406,441.15	74.3%	\$1,351,723.15	\$0.00	\$1,351,723.15	71.4%	\$0.00	\$1,351,723.15	71.4%
2012	\$1,134,575.30	\$935,612.75	82.4%	\$679,368.14	\$0.00	\$679,368.14	59.8%	\$0.00	\$679,368.14	59.8%
2013	\$1,176,929.00	\$971,410.70	82.5%	\$0.00	\$0.00	\$0.00	0.0%	\$0.00	\$0.00	0.0%
2014	\$1,248,589.75	\$1,030,161.40	82.5%	\$0.00	\$0.00	\$0.00	0.0%	\$0.00	\$0.00	0.0%
Total	\$40,875,339.25	\$39,767,414.60	97.2%	\$37,454,879.89	\$0.00	\$37,454,879.89	91.6%	\$0.00	\$37,454,879.89	91.6%



U.S. Department of Housing and Urban Development
Office of Community Planning and Development
Integrated Disbursement and Information System
Status of HOME Grants
MONTGOMERY COUNTY

DATE: 09-03-15
TIME: 14:06
PAGE: 8

IDIS - PR27

Administrative Funds (AD)

Fiscal Year	Authorized Amount	Amount Committed	% Auth Cmtd	Balance to Commit	Total Disbursed	% Auth Disb	Available to Disburse
1992	\$184,200.00	\$184,200.00	100.0%	\$0.00	\$184,200.00	100.0%	\$0.00
1993	\$71,000.00	\$71,000.00	100.0%	\$0.00	\$71,000.00	100.0%	\$0.00
1994	\$173,700.00	\$173,700.00	100.0%	\$0.00	\$173,700.00	100.0%	\$0.00
1995	\$134,800.00	\$134,800.00	100.0%	\$0.00	\$134,800.00	100.0%	\$0.00
1996	\$185,600.00	\$185,600.00	100.0%	\$0.00	\$185,600.00	100.0%	\$0.00
1997	\$180,800.00	\$180,800.00	100.0%	\$0.00	\$180,800.00	100.0%	\$0.00
1998	\$195,300.00	\$195,300.00	100.0%	\$0.00	\$195,300.00	100.0%	\$0.00
1999	\$209,800.00	\$209,800.00	100.0%	\$0.00	\$209,800.00	100.0%	\$0.00
2000	\$201,400.00	\$201,400.00	100.0%	\$0.00	\$201,400.00	100.0%	\$0.00
2001	\$223,800.00	\$223,800.00	100.0%	\$0.00	\$223,800.00	100.0%	\$0.00
2002	\$232,500.00	\$232,500.00	100.0%	\$0.00	\$232,500.00	100.0%	\$0.00
2003	\$260,919.70	\$260,919.70	100.0%	\$0.00	\$260,919.70	100.0%	\$0.00
2004	\$274,944.90	\$274,944.90	100.0%	\$0.00	\$274,944.90	100.0%	\$0.00
2005	\$246,179.40	\$246,179.40	100.0%	\$0.00	\$246,179.40	100.0%	\$0.00
2006	\$231,441.60	\$231,441.60	100.0%	\$0.00	\$231,441.60	100.0%	\$0.00
2007	\$230,986.30	\$230,986.30	100.0%	\$0.00	\$230,986.30	100.0%	\$0.00
2008	\$224,083.40	\$224,083.40	100.0%	\$0.00	\$224,083.40	100.0%	\$0.00
2009	\$250,472.30	\$250,472.30	100.0%	\$0.00	\$250,472.30	100.0%	\$0.00
2010	\$249,188.40	\$249,188.40	100.0%	\$0.00	\$249,188.40	100.0%	\$0.00
2011	\$221,237.40	\$221,237.40	100.0%	\$0.00	\$221,237.40	100.0%	\$0.00
2012	\$132,641.70	\$132,641.70	100.0%	\$0.00	\$72,895.00	54.9%	\$59,746.70
2013	\$137,012.00	\$137,012.00	100.0%	\$0.00	\$0.00	0.0%	\$137,012.00
2014	\$145,618.90	\$145,618.90	100.0%	\$0.00	\$0.00	0.0%	\$145,618.90
Total	\$4,597,626.00	\$4,597,626.00	100.0%	\$0.00	\$4,255,248.40	92.5%	\$342,377.60



U.S. Department of Housing and Urban Development
Office of Community Planning and Development
Integrated Disbursement and Information System
Status of HOME Grants
MONTGOMERY COUNTY

DATE: 09-03-15
TIME: 14:06
PAGE: 9

IDIS - PR27

CHDO Operating Funds (CO)

Fiscal Year	Authorized Amount	Amount Committed	% Auth Cmtd	Balance to Commit	Total Disbursed	% Auth Disb	Available to Disburse
1992	\$0.00	\$0.00	0.0%	\$0.00	\$0.00	0.0%	\$0.00
1993	\$60,500.00	\$60,500.00	100.0%	\$0.00	\$60,500.00	100.0%	\$0.00
1994	\$31,531.00	\$31,531.00	100.0%	\$0.00	\$31,531.00	100.0%	\$0.00
1995	\$50,000.00	\$50,000.00	100.0%	\$0.00	\$50,000.00	100.0%	\$0.00
1996	\$66,900.00	\$66,900.00	100.0%	\$0.00	\$66,900.00	100.0%	\$0.00
1997	\$23,500.00	\$23,500.00	100.0%	\$0.00	\$23,500.00	100.0%	\$0.00
1998	\$97,500.00	\$97,500.00	100.0%	\$0.00	\$97,500.00	100.0%	\$0.00
1999	\$104,900.00	\$104,900.00	100.0%	\$0.00	\$104,900.00	100.0%	\$0.00
2000	\$0.00	\$0.00	0.0%	\$0.00	\$0.00	0.0%	\$0.00
2001	\$111,900.00	\$111,900.00	100.0%	\$0.00	\$111,900.00	100.0%	\$0.00
2002	\$116,250.00	\$116,250.00	100.0%	\$0.00	\$116,250.00	100.0%	\$0.00
2003	\$130,459.85	\$130,459.85	100.0%	\$0.00	\$130,459.85	100.0%	\$0.00
2004	\$129,850.00	\$129,850.00	100.0%	\$0.00	\$129,850.00	100.0%	\$0.00
2005	\$123,000.00	\$123,000.00	100.0%	\$0.00	\$123,000.00	100.0%	\$0.00
2006	\$115,700.00	\$115,700.00	100.0%	\$0.00	\$115,700.00	100.0%	\$0.00
2007	\$114,493.00	\$114,493.00	100.0%	\$0.00	\$114,493.00	100.0%	\$0.00
2008	\$112,041.00	\$112,041.00	100.0%	\$0.00	\$112,041.00	100.0%	\$0.00
2009	\$112,042.00	\$112,042.00	100.0%	\$0.00	\$112,042.00	100.0%	\$0.00
2010	\$112,000.00	\$112,000.00	100.0%	\$0.00	\$112,000.00	100.0%	\$0.00
2011	\$99,680.00	\$99,680.00	100.0%	\$0.00	\$99,680.00	100.0%	\$0.00
2012	\$59,200.00	\$59,200.00	100.0%	\$0.00	\$59,200.00	100.0%	\$0.00
2013	\$56,181.00	\$56,181.00	100.0%	\$0.00	\$56,181.00	100.0%	\$0.00
2014	\$61,980.35	\$61,980.35	100.0%	\$0.00	\$52,971.35	85.4%	\$9,009.00
Total	\$1,889,608.20	\$1,889,608.20	100.0%	\$0.00	\$1,880,599.20	99.5%	\$9,009.00



U.S. Department of Housing and Urban Development
Office of Community Planning and Development
Integrated Disbursement and Information System
Status of HOME Grants
MONTGOMERY COUNTY

DATE: 09-03-15
TIME: 14:06
PAGE: 10

IDIS - PR27

CHDO Funds (CR)

Fiscal Year	CHDO Requirement	Authorized Amount	Amount Suballocated to CL/CC	Amount Subgranted to CHDOS	Balance to Subgrant	Funds Committed to Activities	% Subg Cmt'd	Balance to Commit	Total Disbursed	% Subg Disb	Available to Disburse
1992	\$276,300.00	\$1,100,000.00	\$0.00	\$1,100,000.00	\$0.00	\$1,100,000.00	100.0%	\$0.00	\$1,100,000.00	100.0%	\$0.00
1993	\$181,500.00	\$250,000.00	\$0.00	\$250,000.00	\$0.00	\$250,000.00	100.0%	\$0.00	\$250,000.00	100.0%	\$0.00
1994	\$260,550.00	\$400,000.00	\$0.00	\$400,000.00	\$0.00	\$400,000.00	100.0%	\$0.00	\$400,000.00	100.0%	\$0.00
1995	\$277,200.00	\$277,200.00	\$0.00	\$277,200.00	\$0.00	\$277,200.00	100.0%	\$0.00	\$277,200.00	100.0%	\$0.00
1996	\$278,400.00	\$278,400.00	\$0.00	\$278,400.00	\$0.00	\$278,400.00	100.0%	\$0.00	\$278,400.00	100.0%	\$0.00
1997	\$271,200.00	\$271,200.00	\$0.00	\$271,200.00	\$0.00	\$271,200.00	100.0%	\$0.00	\$271,200.00	100.0%	\$0.00
1998	\$292,950.00	\$292,950.00	\$0.00	\$292,950.00	\$0.00	\$292,950.00	100.0%	\$0.00	\$292,950.00	100.0%	\$0.00
1999	\$314,700.00	\$314,700.00	\$0.00	\$314,700.00	\$0.00	\$314,700.00	100.0%	\$0.00	\$314,700.00	100.0%	\$0.00
2000	\$302,100.00	\$302,100.00	\$0.00	\$302,100.00	\$0.00	\$302,100.00	100.0%	\$0.00	\$302,100.00	100.0%	\$0.00
2001	\$335,700.00	\$335,700.00	\$0.00	\$335,700.00	\$0.00	\$335,700.00	100.0%	\$0.00	\$335,700.00	100.0%	\$0.00
2002	\$348,750.00	\$348,750.00	\$0.00	\$348,750.00	\$0.00	\$348,750.00	100.0%	\$0.00	\$348,750.00	100.0%	\$0.00
2003	\$391,379.00	\$391,379.00	\$0.00	\$391,379.00	\$0.00	\$391,379.00	100.0%	\$0.00	\$391,379.00	100.0%	\$0.00
2004	\$390,633.60	\$390,633.60	\$33,515.76	\$357,117.84	\$0.00	\$357,117.84	100.0%	\$0.00	\$357,117.84	100.0%	\$0.00
2005	\$369,269.10	\$1,219,324.10	\$121,932.41	\$1,097,391.69	\$0.00	\$1,097,391.69	100.0%	\$0.00	\$1,097,391.69	100.0%	\$0.00
2006	\$347,162.40	\$1,347,162.40	\$236,317.70	\$1,110,844.70	\$0.00	\$1,110,844.70	100.0%	\$0.00	\$1,110,844.70	100.0%	\$0.00
2007	\$346,479.45	\$1,582,341.30	\$158,234.13	\$1,424,107.17	\$0.00	\$1,424,107.17	100.0%	\$0.00	\$1,424,107.17	100.0%	\$0.00
2008	\$0.00	\$0.00	\$0.00	\$0.00	\$0.00	\$0.00	0.0%	\$0.00	\$0.00	0.0%	\$0.00
2009	\$375,708.45	\$850,000.00	\$0.00	\$850,000.00	\$0.00	\$850,000.00	100.0%	\$0.00	\$850,000.00	100.0%	\$0.00
2010	\$373,782.60	\$1,130,000.00	\$0.00	\$1,130,000.00	\$0.00	\$1,130,000.00	100.0%	\$0.00	\$1,130,000.00	100.0%	\$0.00
2011	\$331,856.10	\$1,350,126.78	\$0.00	\$1,350,126.78	\$0.00	\$865,111.33	64.0%	\$485,015.45	\$810,393.33	60.0%	\$539,733.45
2012	\$198,962.55	\$198,962.55	\$0.00	\$198,962.55	\$0.00	\$0.00	0.0%	\$198,962.55	\$0.00	0.0%	\$198,962.55
2013	\$205,518.30	\$205,518.30	\$0.00	\$0.00	\$205,518.30	\$0.00	0.0%	\$205,518.30	\$0.00	0.0%	\$205,518.30
2014	\$218,428.35	\$218,428.35	\$0.00	\$0.00	\$218,428.35	\$0.00	0.0%	\$218,428.35	\$0.00	0.0%	\$218,428.35
Total	\$6,688,529.90	\$13,054,876.38	\$550,000.00	\$12,080,929.73	\$423,946.65	\$11,396,951.73	94.3%	\$1,107,924.65	\$11,342,233.73	93.8%	\$1,162,642.65



U.S. Department of Housing and Urban Development
Office of Community Planning and Development
Integrated Disbursement and Information System
Status of HOME Grants
MONTGOMERY COUNTY

DATE: 09-03-15
TIME: 14:06
PAGE: 11

IDIS - PR27

CHDO Loans (CL)

Fiscal Year	Authorized Amount	Amount Subgranted	Amount Committed	% Auth Cmt'd	Balance to Commit	Total Disbursed	% Auth Disb	Available to Disburse
1992	\$0.00	\$0.00	\$0.00	0.0%	\$0.00	\$0.00	0.0%	\$0.00
1993	\$0.00	\$0.00	\$0.00	0.0%	\$0.00	\$0.00	0.0%	\$0.00
1994	\$0.00	\$0.00	\$0.00	0.0%	\$0.00	\$0.00	0.0%	\$0.00
1995	\$0.00	\$0.00	\$0.00	0.0%	\$0.00	\$0.00	0.0%	\$0.00
1996	\$0.00	\$0.00	\$0.00	0.0%	\$0.00	\$0.00	0.0%	\$0.00
1997	\$0.00	\$0.00	\$0.00	0.0%	\$0.00	\$0.00	0.0%	\$0.00
1998	\$0.00	\$0.00	\$0.00	0.0%	\$0.00	\$0.00	0.0%	\$0.00
1999	\$0.00	\$0.00	\$0.00	0.0%	\$0.00	\$0.00	0.0%	\$0.00
2000	\$0.00	\$0.00	\$0.00	0.0%	\$0.00	\$0.00	0.0%	\$0.00
2001	\$0.00	\$0.00	\$0.00	0.0%	\$0.00	\$0.00	0.0%	\$0.00
2002	\$0.00	\$0.00	\$0.00	0.0%	\$0.00	\$0.00	0.0%	\$0.00
2003	\$0.00	\$0.00	\$0.00	0.0%	\$0.00	\$0.00	0.0%	\$0.00
2004	\$33,515.76	\$33,515.76	\$33,515.76	100.0%	\$0.00	\$33,515.76	100.0%	(\$33,515.76)
2005	\$121,932.41	\$121,932.41	\$121,932.41	100.0%	\$0.00	\$121,932.41	100.0%	(\$121,932.41)
2006	\$236,317.70	\$236,317.70	\$236,317.70	100.0%	\$0.00	\$236,317.70	100.0%	(\$236,317.70)
2007	\$158,234.13	\$158,234.13	\$158,234.13	100.0%	\$0.00	\$158,234.13	100.0%	(\$158,234.13)
2008	\$0.00	\$0.00	\$0.00	0.0%	\$0.00	\$0.00	0.0%	\$0.00
2009	\$0.00	\$0.00	\$0.00	0.0%	\$0.00	\$0.00	0.0%	\$0.00
2010	\$0.00	\$0.00	\$0.00	0.0%	\$0.00	\$0.00	0.0%	\$0.00
2011	\$0.00	\$0.00	\$0.00	0.0%	\$0.00	\$0.00	0.0%	\$0.00
2012	\$0.00	\$0.00	\$0.00	0.0%	\$0.00	\$0.00	0.0%	\$0.00
2013	\$0.00	\$0.00	\$0.00	0.0%	\$0.00	\$0.00	0.0%	\$0.00
2014	\$0.00	\$0.00	\$0.00	0.0%	\$0.00	\$0.00	0.0%	\$0.00
Total	\$550,000.00	\$550,000.00	\$550,000.00	100.0%	\$0.00	\$550,000.00	100.0%	(\$550,000.00)



U.S. Department of Housing and Urban Development
Office of Community Planning and Development
Integrated Disbursement and Information System
Status of HOME Grants
MONTGOMERY COUNTY

DATE: 09-03-15
TIME: 14:06
PAGE: 12

IDIS - PR27

CHDO Capacity (CC)

Fiscal Year	Authorized Amount	Amount Subgranted	Amount Committed	% Auth Cmtd	Balance to Commit	Total Disbursed	% Auth Disb	Available to Disburse
1992	\$0.00	\$0.00	\$0.00	0.0%	\$0.00	\$0.00	0.0%	\$0.00
1993	\$0.00	\$0.00	\$0.00	0.0%	\$0.00	\$0.00	0.0%	\$0.00
1994	\$0.00	\$0.00	\$0.00	0.0%	\$0.00	\$0.00	0.0%	\$0.00
1995	\$0.00	\$0.00	\$0.00	0.0%	\$0.00	\$0.00	0.0%	\$0.00
1996	\$0.00	\$0.00	\$0.00	0.0%	\$0.00	\$0.00	0.0%	\$0.00
1997	\$0.00	\$0.00	\$0.00	0.0%	\$0.00	\$0.00	0.0%	\$0.00
1998	\$0.00	\$0.00	\$0.00	0.0%	\$0.00	\$0.00	0.0%	\$0.00
1999	\$0.00	\$0.00	\$0.00	0.0%	\$0.00	\$0.00	0.0%	\$0.00
2000	\$0.00	\$0.00	\$0.00	0.0%	\$0.00	\$0.00	0.0%	\$0.00
2001	\$0.00	\$0.00	\$0.00	0.0%	\$0.00	\$0.00	0.0%	\$0.00
2002	\$0.00	\$0.00	\$0.00	0.0%	\$0.00	\$0.00	0.0%	\$0.00
2003	\$0.00	\$0.00	\$0.00	0.0%	\$0.00	\$0.00	0.0%	\$0.00
2004	\$0.00	\$0.00	\$0.00	0.0%	\$0.00	\$0.00	0.0%	\$0.00
2005	\$0.00	\$0.00	\$0.00	0.0%	\$0.00	\$0.00	0.0%	\$0.00
2006	\$0.00	\$0.00	\$0.00	0.0%	\$0.00	\$0.00	0.0%	\$0.00
2007	\$0.00	\$0.00	\$0.00	0.0%	\$0.00	\$0.00	0.0%	\$0.00
2008	\$0.00	\$0.00	\$0.00	0.0%	\$0.00	\$0.00	0.0%	\$0.00
2009	\$0.00	\$0.00	\$0.00	0.0%	\$0.00	\$0.00	0.0%	\$0.00
2010	\$0.00	\$0.00	\$0.00	0.0%	\$0.00	\$0.00	0.0%	\$0.00
2011	\$0.00	\$0.00	\$0.00	0.0%	\$0.00	\$0.00	0.0%	\$0.00
2012	\$0.00	\$0.00	\$0.00	0.0%	\$0.00	\$0.00	0.0%	\$0.00
2013	\$0.00	\$0.00	\$0.00	0.0%	\$0.00	\$0.00	0.0%	\$0.00
2014	\$0.00	\$0.00	\$0.00	0.0%	\$0.00	\$0.00	0.0%	\$0.00
Total	\$0.00	\$0.00	\$0.00	0.0%	\$0.00	\$0.00	0.0%	\$0.00



U.S. Department of Housing and Urban Development
Office of Community Planning and Development
Integrated Disbursement and Information System
Status of HOME Grants
MONTGOMERY COUNTY

DATE: 09-03-15
TIME: 14:06
PAGE: 13

IDIS - PR27

Reservations to State Recipients and Sub-recipients (SU)

Fiscal Year	Authorized Amount	Amount Subgranted to Other Entities	Amount Committed	% Auth Cmtd	Balance to Commit	Total Disbursed	% Auth Disb	Available to Disburse
1992	\$0.00	\$0.00	\$0.00	0.0%	\$0.00	\$0.00	0.0%	\$0.00
1993	\$0.00	\$0.00	\$0.00	0.0%	\$0.00	\$0.00	0.0%	\$0.00
1994	\$0.00	\$0.00	\$0.00	0.0%	\$0.00	\$0.00	0.0%	\$0.00
1995	\$0.00	\$0.00	\$0.00	0.0%	\$0.00	\$0.00	0.0%	\$0.00
1996	\$0.00	\$0.00	\$0.00	0.0%	\$0.00	\$0.00	0.0%	\$0.00
1997	\$0.00	\$0.00	\$0.00	0.0%	\$0.00	\$0.00	0.0%	\$0.00
1998	\$75,250.00	\$75,250.00	\$75,250.00	100.0%	\$0.00	\$75,250.00	100.0%	\$0.00
1999	\$0.00	\$0.00	\$0.00	0.0%	\$0.00	\$0.00	0.0%	\$0.00
2000	\$0.00	\$0.00	\$0.00	0.0%	\$0.00	\$0.00	0.0%	\$0.00
2001	\$0.00	\$0.00	\$0.00	0.0%	\$0.00	\$0.00	0.0%	\$0.00
2002	\$0.00	\$0.00	\$0.00	0.0%	\$0.00	\$0.00	0.0%	\$0.00
2003	\$0.00	\$0.00	\$0.00	0.0%	\$0.00	\$0.00	0.0%	\$0.00
2004	\$0.00	\$0.00	\$0.00	0.0%	\$0.00	\$0.00	0.0%	\$0.00
2005	\$0.00	\$0.00	\$0.00	0.0%	\$0.00	\$0.00	0.0%	\$0.00
2006	\$0.00	\$0.00	\$0.00	0.0%	\$0.00	\$0.00	0.0%	\$0.00
2007	\$0.00	\$0.00	\$0.00	0.0%	\$0.00	\$0.00	0.0%	\$0.00
2008	\$0.00	\$0.00	\$0.00	0.0%	\$0.00	\$0.00	0.0%	\$0.00
2009	\$0.00	\$0.00	\$0.00	0.0%	\$0.00	\$0.00	0.0%	\$0.00
2010	\$0.00	\$0.00	\$0.00	0.0%	\$0.00	\$0.00	0.0%	\$0.00
2011	\$0.00	\$0.00	\$0.00	0.0%	\$0.00	\$0.00	0.0%	\$0.00
2012	\$0.00	\$0.00	\$0.00	0.0%	\$0.00	\$0.00	0.0%	\$0.00
2013	\$0.00	\$0.00	\$0.00	0.0%	\$0.00	\$0.00	0.0%	\$0.00
2014	\$0.00	\$0.00	\$0.00	0.0%	\$0.00	\$0.00	0.0%	\$0.00
Total	\$75,250.00	\$75,250.00	\$75,250.00	100.0%	\$0.00	\$75,250.00	100.0%	\$0.00



U.S. Department of Housing and Urban Development
Office of Community Planning and Development
Integrated Disbursement and Information System
Status of HOME Grants
MONTGOMERY COUNTY

DATE: 09-03-15
TIME: 14:06
PAGE: 14

IDIS - PR27

Total Program Funds

Fiscal Year	Total Authorization	Local Account Funds	Committed Amount	Net Disbursed for Activities	Net Disbursed for Admin/CHDO OP	Net Disbursed	Disbursed Pending Approval	Total Disbursed	Available to Disburse
1992	\$1,842,000.00	\$0.00	\$1,657,800.00	\$1,657,800.00	\$184,200.00	\$1,842,000.00	\$0.00	\$1,842,000.00	\$0.00
1993	\$1,210,000.00	\$0.00	\$1,078,500.00	\$1,078,500.00	\$131,500.00	\$1,210,000.00	\$0.00	\$1,210,000.00	\$0.00
1994	\$1,737,000.00	\$0.00	\$1,531,769.00	\$1,531,769.00	\$205,231.00	\$1,737,000.00	\$0.00	\$1,737,000.00	\$0.00
1995	\$1,848,000.00	\$0.00	\$1,663,200.00	\$1,663,200.00	\$184,800.00	\$1,848,000.00	\$0.00	\$1,848,000.00	\$0.00
1996	\$1,856,000.00	\$0.00	\$1,603,500.00	\$1,603,500.00	\$252,500.00	\$1,856,000.00	\$0.00	\$1,856,000.00	\$0.00
1997	\$1,808,000.00	\$132,250.00	\$1,735,950.00	\$1,735,950.00	\$204,300.00	\$1,940,250.00	\$0.00	\$1,940,250.00	\$0.00
1998	\$1,953,000.00	\$71,698.00	\$1,731,898.00	\$1,731,898.00	\$292,800.00	\$2,024,698.00	\$0.00	\$2,024,698.00	\$0.00
1999	\$2,098,000.00	\$161,600.00	\$1,944,900.00	\$1,944,900.00	\$314,700.00	\$2,259,600.00	\$0.00	\$2,259,600.00	\$0.00
2000	\$2,014,000.00	\$0.00	\$1,812,600.00	\$1,812,600.00	\$201,400.00	\$2,014,000.00	\$0.00	\$2,014,000.00	\$0.00
2001	\$2,238,000.00	\$114,332.00	\$2,016,632.00	\$2,016,632.00	\$335,700.00	\$2,352,332.00	\$0.00	\$2,352,332.00	\$0.00
2002	\$2,325,000.00	\$127,596.00	\$2,103,846.00	\$2,103,846.00	\$348,750.00	\$2,452,596.00	\$0.00	\$2,452,596.00	\$0.00
2003	\$2,609,196.45	\$623,990.00	\$2,841,806.90	\$2,841,806.90	\$391,379.55	\$3,233,186.45	\$0.00	\$3,233,186.45	\$0.00
2004	\$2,920,819.00	\$254,000.00	\$2,770,024.10	\$2,770,024.10	\$404,794.90	\$3,174,819.00	\$0.00	\$3,174,819.00	\$0.00
2005	\$2,559,513.00	\$263,595.00	\$2,453,928.60	\$2,453,928.60	\$369,179.40	\$2,823,108.00	\$0.00	\$2,823,108.00	\$0.00
2006	\$2,363,177.00	\$0.00	\$2,016,035.40	\$2,016,035.40	\$347,141.60	\$2,363,177.00	\$0.00	\$2,363,177.00	\$0.00
2007	\$2,358,624.00	\$272,498.00	\$2,285,642.70	\$2,285,642.70	\$345,479.30	\$2,631,122.00	\$0.00	\$2,631,122.00	\$0.00
2008	\$2,260,535.00	\$251,875.00	\$2,176,285.60	\$2,176,285.60	\$336,124.40	\$2,512,410.00	\$0.00	\$2,512,410.00	\$0.00
2009	\$2,504,723.00	\$323,351.00	\$2,465,559.70	\$2,465,559.70	\$362,514.30	\$2,828,074.00	\$0.00	\$2,828,074.00	\$0.00
2010	\$2,491,884.00	\$365,450.12	\$2,496,145.72	\$2,496,145.72	\$361,188.40	\$2,857,334.12	\$0.00	\$2,857,334.12	\$0.00
2011	\$2,212,374.00	\$333,118.94	\$1,739,560.09	\$1,684,842.09	\$320,917.40	\$2,005,759.49	\$0.00	\$2,005,759.49	\$539,733.45
2012	\$1,326,417.00	\$413,491.51	\$1,349,104.26	\$1,079,065.20	\$132,095.00	\$1,211,160.20	\$0.00	\$1,211,160.20	\$528,748.31
2013	\$1,370,122.00	\$1,173,977.29	\$2,145,387.99	\$1,173,977.29	\$56,181.00	\$1,230,158.29	\$0.00	\$1,230,158.29	\$1,313,941.00
2014	\$1,456,189.00	\$243,091.00	\$1,273,252.40	\$0.00	\$52,971.35	\$52,971.35	\$0.00	\$52,971.35	\$1,646,308.65
2015	\$0.00	\$204,516.64	\$204,516.64	\$0.00	\$0.00	\$0.00	\$0.00	\$0.00	\$204,516.64
Total	\$47,362,573.45	\$5,330,430.50	\$45,097,845.10	\$42,323,908.30	\$6,135,847.60	\$48,459,755.90	\$0.00	\$48,459,755.90	\$4,233,248.05



U.S. Department of Housing and Urban Development
Office of Community Planning and Development
Integrated Disbursement and Information System
Status of HOME Grants
MONTGOMERY COUNTY

DATE: 09-03-15
TIME: 14:06
PAGE: 15

IDIS - PR27

Total Program Percent

Fiscal Year	Total Authorization	Local Account Funds	% Committed for Activities	% Disb for Activities	% Disb for Admin/CHDO OP	% Net Disbursed	% Disbursed Pending Approval	% Total Disbursed	% Available to Disburse
1992	\$1,842,000.00	\$0.00	90.0%	90.0%	10.0%	100.0%	0.0%	100.0%	0.0%
1993	\$1,210,000.00	\$0.00	89.1%	89.1%	10.8%	100.0%	0.0%	100.0%	0.0%
1994	\$1,737,000.00	\$0.00	88.1%	88.1%	11.8%	100.0%	0.0%	100.0%	0.0%
1995	\$1,848,000.00	\$0.00	90.0%	90.0%	10.0%	100.0%	0.0%	100.0%	0.0%
1996	\$1,856,000.00	\$0.00	86.3%	86.3%	13.6%	100.0%	0.0%	100.0%	0.0%
1997	\$1,808,000.00	\$132,250.00	89.4%	89.4%	11.2%	100.0%	0.0%	100.0%	0.0%
1998	\$1,953,000.00	\$71,698.00	85.5%	85.5%	14.9%	100.0%	0.0%	100.0%	0.0%
1999	\$2,098,000.00	\$161,600.00	86.0%	86.0%	15.0%	100.0%	0.0%	100.0%	0.0%
2000	\$2,014,000.00	\$0.00	90.0%	90.0%	10.0%	100.0%	0.0%	100.0%	0.0%
2001	\$2,238,000.00	\$114,332.00	85.7%	85.7%	15.0%	100.0%	0.0%	100.0%	0.0%
2002	\$2,325,000.00	\$127,596.00	85.7%	85.7%	15.0%	100.0%	0.0%	100.0%	0.0%
2003	\$2,609,196.45	\$623,990.00	87.8%	87.8%	15.0%	99.9%	0.0%	99.9%	0.0%
2004	\$2,920,819.00	\$254,000.00	87.2%	87.2%	13.8%	100.0%	0.0%	100.0%	0.0%
2005	\$2,559,513.00	\$263,595.00	86.9%	86.9%	14.4%	100.0%	0.0%	100.0%	0.0%
2006	\$2,363,177.00	\$0.00	85.3%	85.3%	14.6%	100.0%	0.0%	100.0%	0.0%
2007	\$2,358,624.00	\$272,498.00	86.8%	86.8%	14.6%	100.0%	0.0%	100.0%	0.0%
2008	\$2,260,535.00	\$251,875.00	86.6%	86.6%	14.8%	100.0%	0.0%	100.0%	0.0%
2009	\$2,504,723.00	\$323,351.00	87.1%	87.1%	14.4%	100.0%	0.0%	100.0%	0.0%
2010	\$2,491,884.00	\$365,450.12	87.3%	87.3%	14.4%	100.0%	0.0%	100.0%	0.0%
2011	\$2,212,374.00	\$333,118.94	68.3%	66.1%	14.5%	78.7%	0.0%	78.7%	21.2%
2012	\$1,326,417.00	\$413,491.51	77.5%	62.0%	9.9%	69.6%	0.0%	69.6%	30.3%
2013	\$1,370,122.00	\$1,173,977.29	84.3%	46.1%	4.1%	48.3%	0.0%	48.3%	51.6%
2014	\$1,456,189.00	\$243,091.00	74.9%	0.0%	3.6%	3.1%	0.0%	3.1%	96.8%
2015	\$0.00	\$204,516.64	100.0%	0.0%	0.0%	0.0%	0.0%	0.0%	100.0%
Total	\$47,362,573.45	\$5,330,430.50	85.5%	80.3%	12.9%	91.9%	0.0%	91.9%	8.0%

Public Facilities and Infrastructure

	Create Suitable Living			Provide Decent Housing			Create Economic Opportunities			Total
	Access	Afford	Sustain	Access	Afford	Sustain	Access	Afford	Sustain	

Number of Persons Assisted										
with new access to a facility	0	0	0	0	0	0	0	0	0	0
with improved access to a facility	0	0	0	0	0	0	0	0	0	0
with access to a facility that is no longer substandard	0	0	0	0	0	0	0	0	0	0
Totals :	0	0	0	0	0	0	0	0	0	0

Number of Households Assisted										
with new access to a facility	0	0	0	0	0	0	0	0	0	0
with improved access to a facility	0	0	0		0	0	0	0	0	0
with access to a facility that is no longer substandard	0	0	0	0	0	0	0	0	0	0
Totals :	0	0	0	0	0	0	0	0	0	0

Public Services

	Create Suitable Living			Provide Decent Housing			Create Economic Opportunities			Total
	Access	Afford	Sustain	Access	Afford	Sustain	Access	Afford	Sustain	

Number of Persons Assisted										
with new (or continuing) access to a service	692	217	50	96	0	0	531	1,190	0	2,776
with improved (or continuing) access to a service	0	0	0	0	0	0	0	0	0	0
with new access to a service that is no longer substandard	0	0	0	0	0	0	0	0	0	0
Totals :	692	217	50	96	0	0	531	1,190	0	2,776

Public Services (continued)

	Create Suitable Living			Provide Decent Housing			Create Economic Opportunities			Total
	Access	Afford	Sustain	Access	Afford	Sustain	Access	Afford	Sustain	
Number of Households Assisted										
with new (or continuing) access to a service	0	0	0	0	0	0	0	0	0	0
with improved (or continuing) access to a service	0	0	0	0	0	0	0	0	0	0
with new access to a service that is no longer substandard	0	0	0	0	0	0	0	0	0	0
Totals :	0	0	0	0	0	0	0	0	0	0

Economic Development

	Create Suitable Living			Provide Decent Housing			Create Economic Opportunities			Total
	Access	Afford	Sustain	Access	Afford	Sustain	Access	Afford	Sustain	
Total Number of Businesses Assisted	0	0	0	0	0	0	0	0	0	0
Of Total										
New businesses assisted	0	0	0	0	0	0	0	0	0	0
Existing businesses assisted	0	0	0	0	0	0	0	0	0	0
Number of business facades/buildings rehabilitated	0	0	0	0	0	0	0	0	0	0
Assisted businesses that provide a good or service to service area/neighborhood/community	0	0	0	0	0	0	0	0	0	0
Total Number of Jobs Created	0	0	0	0	0	0	0	0	0	0
Types of Jobs Created										
Officials and Managers	0	0	0	0	0	0	0	0	0	0

Economic Development (continued)

	Create Suitable Living			Provide Decent Housing			Create Economic Opportunities			Total
	Access	Afford	Sustain	Access	Afford	Sustain	Access	Afford	Sustain	
Professional	0	0	0	0	0	0	0	0	0	0
Technicians	0	0	0	0	0	0	0	0	0	0
Sales	0	0	0	0	0	0	0	0	0	0
Office and Clerical	0	0	0	0	0	0	0	0	0	0
Craft Workers (skilled)	0	0	0	0	0	0	0	0	0	0
Operatives (semi-skilled)	0	0	0	0	0	0	0	0	0	0
Laborers (unskilled)	0	0	0	0	0	0	0	0	0	0
Service Workers	0	0	0	0	0	0	0	0	0	0
Of jobs created, number with employer sponsored health care benefits	0	0	0	0	0	0	0	0	0	0
Number unemployed prior to taking jobs	0	0	0	0	0	0	0	0	0	0
Total Number of Jobs Retained	0	0	0	0	0	0	0	0	0	0
Types of Jobs Retained										
Officials and Managers	0	0	0	0	0	0	0	0	0	0
Professional	0	0	0	0	0	0	0	0	0	0

Economic Development (continued)

	Create Suitable Living			Provide Decent Housing			Create Economic Opportunities			Total
	Access	Afford	Sustain	Access	Afford	Sustain	Access	Afford	Sustain	
Technicians	0	0	0	0	0	0	0	0	0	0
Sales	0	0	0	0	0	0	0	0	0	0
Office and Clerical	0	0	0	0	0	0	0	0	0	0
Craft Workers (skilled)	0	0	0	0	0	0	0	0	0	0
Operatives (semi-skilled)	0	0	0	0	0	0	0	0	0	0
Laborers (unskilled)	0	0	0	0	0	0	0	0	0	0
Service Workers	0	0	0	0	0	0	0	0	0	0
Of jobs retained, number with employer sponsored health care benefits	0	0	0	0	0	0	0	0	0	0
Acres of Brownfields Remediated	0	0	0	0	0	0	0	0	0	0

Rehabilitation of Rental Housing

	Create Suitable Living			Provide Decent Housing			Create Economic Opportunities			Total
	Access	Afford	Sustain	Access	Afford	Sustain	Access	Afford	Sustain	
Total LMH* units	0	0	0	0	9	0	0	0	0	9
Total SB*, URG units	0	0	0	0	0	0	0	0	0	0
Of Total, Number of Units										
Made 504 accessible	0	0	0	0	0	0	0	0	0	0
Brought from substandard to standard condition	0	0	0	0	0	0	0	0	0	0
Created through conversion of non-residential to residential buildings	0	0	0	0	0	0	0	0	0	0
Qualified as Energy Star	0	0	0	0	0	0	0	0	0	0
Brought to lead safety compliance	0	0	0	0	0	0	0	0	0	0
Affordable	0	0	0	0	6	0	0	0	0	6
Of Affordable Units										
Number subsidized by another federal, state, local program	0	0	0	0	0	0	0	0	0	0
Number occupied by elderly	0	0	0	0	0	0	0	0	0	0
Number of years of affordability	0	0	0	0	0	0	0	0	0	0
Average number of years of affordability per unit	0	0	0	0	0	0	0	0	0	0
Number designated for persons with HIV/AIDS	0	0	0	0	0	0	0	0	0	0

Rehabilitation of Rental Housing (continued)

	Create Suitable Living			Provide Decent Housing			Create Economic Opportunities			Total
	Access	Afford	Sustain	Access	Afford	Sustain	Access	Afford	Sustain	
Of those, number for the chronically homeless	0	0	0	0	0	0	0	0	0	0
Number of permanent housing units for homeless persons and families	0	0	0	0	0	0	0	0	0	0
Of those, number for the chronically homeless	0	0	0	0	0	0	0	0	0	0

Construction of Rental Housing

	Create Suitable Living			Provide Decent Housing			Create Economic Opportunities			Total
	Access	Afford	Sustain	Access	Afford	Sustain	Access	Afford	Sustain	
Total LMH* units	0	0	0	0	6	0	0	0	0	6
Total SB*, URG units	0	0	0	0	0	0	0	0	0	0
Of Total, Number of 504 accessible units	0	0	0	0	0	0	0	0	0	0
Units qualified as Energy Star	0	0	0	0	0	0	0	0	0	0
Affordable units	0	0	0	0	6	0	0	0	0	6
Of Affordable Units										
Number occupied by elderly	0	0	0	0	0	0	0	0	0	0
Years of affordability	0	0	0	0	0	0	0	0	0	0
Average number of years of affordability per unit	0	0	0	0	0	0	0	0	0	0

Construction of Rental Housing (continued)

	Create Suitable Living			Provide Decent Housing			Create Economic Opportunities			Total
	Access	Afford	Sustain	Access	Afford	Sustain	Access	Afford	Sustain	
Number subsidized with project based rental assistance by another federal, state, or local program	0	0	0	0	0	0	0	0	0	0
Number designated for persons with HIV/AIDS	0	0	0	0	0	0	0	0	0	0
Of those, the number for the chronically homeless	0	0	0	0	0	0	0	0	0	0
Number of permanent housing units for homeless persons and families	0	0	0	0	0	0	0	0	0	0
Of those, the number for the chronically homeless	0	0	0	0	0	0	0	0	0	0

Owner Occupied Housing Rehabilitation

	Create Suitable Living			Provide Decent Housing			Create Economic Opportunities			Total
	Access	Afford	Sustain	Access	Afford	Sustain	Access	Afford	Sustain	
Total LMH* units	0	0	0	0	22	4	0	0	0	26
Total SB*, URG units	0	0	0	0	0	0	0	0	0	0
Of Total, Number of Units Occupied by elderly	0	0	0	0	21	4	0	0	0	25
Brought from substandard to standard condition	0	0	0	0	0	0	0	0	0	0
Qualified as Energy Star	0	0	0	0	0	0	0	0	0	0
Brought to lead safety compliance	0	0	0	0	0	0	0	0	0	0
Made accessible	0	0	0	0	0	0	0	0	0	0

Homebuyer Assistance

	Create Suitable Living			Provide Decent Housing			Create Economic Opportunities			Total
	Access	Afford	Sustain	Access	Afford	Sustain	Access	Afford	Sustain	
Total Households Assisted	0	0	0	0	0	0	0	0	0	0
Of Total:										
Number of first-time homebuyers	0	0	0	0	0	0	0	0	0	0
Of those, number receiving housing counseling	0	0	0	0	0	0	0	0	0	0
Number of households receiving downpayment/closing costs assistance	0	0	0	0	0	0	0	0	0	0

Development of Homeowner Housing

	Create Suitable Living			Provide Decent Housing			Create Economic Opportunities			Total
	Access	Afford	Sustain	Access	Afford	Sustain	Access	Afford	Sustain	
Total LMH* units	1	0	0	0	4	0	0	0	0	5
Total SB*, URG units	0	0	0	0	0	0	0	0	0	0
Of Total, Number of Affordable units	1	0	0	0	2	0	0	0	0	3
Years of affordability	0	0	0	0	0	0	0	0	0	0
Average number of years of affordability per unit	0	0	0	0	0	0	0	0	0	0
Units qualified as Energy Star	0	0	0	0	0	0	0	0	0	0
504 accessible units	0	0	0	0	0	0	0	0	0	0
Units occupied by households previously living in subsidized housing	0	0	0	0	0	0	0	0	0	0
Of Affordable Units										
Number occupied by elderly	0	0	0	0	1	0	0	0	0	1
Number designated for persons with HIV/AIDS	0	0	0	0	0	0	0	0	0	0
Of those, number for the chronically homeless	0	0	0	0	0	0	0	0	0	0
Number of housing units for homeless persons and families	0	0	0	0	0	0	0	0	0	0
Of those, number for the chronically homeless	0	0	0	0	0	0	0	0	0	0

Housing Subsidies

	Create Suitable Living			Provide Decent Housing			Create Economic Opportunities			Total
	Access	Afford	Sustain	Access	Afford	Sustain	Access	Afford	Sustain	
Total Number of Households	0	0	0	0	0	0	0	0	0	0
Of Total:										
Number of households receiving short-term rental assistance (< = 3 months)	0	0	0	0	0	0	0	0	0	0
Number of households assisted that were previously homeless	0	0	0	0	0	0	0	0	0	0
Of those, number of chronically homeless households	0	0	0	0	0	0	0	0	0	0

Shelter for Homeless Persons

	Create Suitable Living			Provide Decent Housing			Create Economic Opportunities			Total
	Access	Afford	Sustain	Access	Afford	Sustain	Access	Afford	Sustain	
Number of beds created in overnight shelter/other emergency housing	0	0	0	0	0	0	0	0	0	0
Number of homeless persons given overnight shelter	0	0	0	0	0	0	0	0	0	0

Homeless Prevention

	Create Suitable Living			Provide Decent Housing			Create Economic Opportunities			Total
	Access	Afford	Sustain	Access	Afford	Sustain	Access	Afford	Sustain	
Number of Persons Assisted										
that received emergency financial assistance to prevent homelessness	0	0	0	0	0	0	0	0	0	0
that received emergency legal assistance to prevent homelessness	0	0	0	0	0	0	0	0	0	0

Objectives	Outcomes						# of Total Units Brought to Property				Of the Total Units, the # occupied by		
	Availability / Accessibility		Affordability		Sustainability		Total by Objective		Standard		Households <= 80% AMI		
	Units	\$	Units	\$	Units	\$	Units	\$	Units	\$	Units	\$	
Suitable Living	167	1,558,009.00	3	362,824.00	0	0.00	170	1,920,833.00	0		***	170	***
Decent Housing	1	3,900.00	3,457	27,834,847.46	1	84,915.00	3,459	27,923,662.46	0	27,923,662.46		3,458	***
Economic Opportunity	0	0.00	0	0.00	0	0.00	0	0.00	0	0.00		0	0.00
Total by Outcome	168	1,561,909.00	3,460	28,197,671.46	1	84,915.00	3,629	29,844,495.46	0		***	3,628	***

Program Rental , Homebuyer , Homeowner Rehab, TBRA
Date Range 06/30/2015
Home Tenure Type

Objectives	Outcomes						# of Total Units Brought to Property		Of the Total Units, the # occupied by			
	Availability / Accessibility		Affordability		Sustainability							
	Units	\$	Units	\$	Units	\$	Units	\$	Standard	Households <= 80% AMI	Units	\$
Suitable Living	0	0.00	0	0.00	0	0.00	0	0.00	0	0.00	0	0.00
Decent Housing	0	0.00	1,278	37,504,986.75	35	111,690.00	1,313	37,616,676.75	1,313	37,616,676.75	1,313	37,616,676.75
Economic Opportunity	0	0.00	0	0.00	0	0.00	0	0.00	0	0.00	0	0.00
Total by Outcome	0	0.00	1,278	37,504,986.75	35	111,690.00	1,313	37,616,676.75	1,313	37,616,676.75	1,313	37,616,676.75

CR-60 - ESG 91.520(g) (ESG Recipients only)

ESG Supplement to the CAPER in *e-snaps*

For Paperwork Reduction Act

1. Recipient Information—All Recipients Complete

Basic Grant Information

Recipient Name	MONTGOMERY COUNTY
Organizational DUNS Number	062014378
EIN/TIN Number	526000980
Identify the Field Office	WASHINGTON DC
Identify CoC(s) in which the recipient or subrecipient(s) will provide ESG assistance	MD-601 - Montgomery County CoC

ESG Contact Name

Prefix	Ms
First Name	Sara
Middle Name	
Last Name	Black
Suffix	
Title	Administrator, Housing Stabilization Services

ESG Contact Address

Street Address 1	1301 Piccard Drive, Rockville MD 20850
Street Address 2	
City	Rockville
State	MD
ZIP Code	20850
Phone Number	240-777-4082
Extension	
Fax Number	
Email Address	sara.black@montgomerycountymd.gov

ESG Secondary Contact

Prefix	Ms.
First Name	Kim
Last Name	Ball
Suffix	
Title	Administrator, Homeless Services
Phone Number	(240) 777-4125
Extension	
Email Address	kim.ball@montgomerycountymd.gov

5CR-65 ESG Persons Assisted

4a - Homeless Prevention Activities

Number of Persons in Households	Total
Adults	0
Children	0
Don't Know/Refused	0
Missing Information	0
Total	0

4b - Rapid Re-Housing Activities

Number of Persons in Households	Total
Adults	57
Children	63
Don't Know/Refused	0
Missing Information	0
Total	120

4c - Shelter Activities

Number of Persons in Households	Total
Adults	504
Children	742
Don't Know/Refused	0
Missing Information	0
Total	1246

4d - Street Outreach

Number of Persons in Households	Total
Adults	0
Children	0
Don't Know/Refused	0
Missing Information	0
Total	0
Clients Contacted (DQ)	0
Clients Engaged (DQ)	0

4e - Total Persons Served

Number of Persons in Households	Total
Adults	548
Children	782
Don't Know/Refused	0

Missing Information	0
Total	1330

5 - Gender

Gender	Total
Male	514
Female	816
Transgendered	0
Unknown	0
Total	1330

6 - Age

Age	Total
Under 18	792
18-24	158
Over 24	390
Don't Know/Refused	0
Missing Information	0
Total	1330

7 - Special Populations

Special Populations Sub-populations	Total	Total Persons Served Prevention	Total Persons Served RRH	Total Persons Served in Emergency Shelters
Veterans	10	0	1	10
Victims of Domestic Violence	333	0	18	324
Elderly	14	0	1	13
HIV/AIDS	1	0	0	1
Chronically Homeless	28	0	0	28
Persons With Disabilities				
Severely Mentally Ill	41	0	4	37
Chronic Substance Abuse	14	0	0	14
Other Disability	51	0	7	44
Total	420	0	28	402

Additional Information

Race of Total Persons Served	
Race	Total
White	296
Black or African American	995
Asian	16
American Indian or Alaska Native	0
Native Hawaiian or Other Pacific Islander	4
Total	1272
Ethnicity of Total Persons Served	
Ethnicity	Total
Hispanic	248
Not Hispanic	1046
Missing Information	36
Total	1330

CR-70 – Assistance Provided

8. Shelter Utilization

Number of New Units – Rehabbed	
Number of New Units – Conversion	
Total Number of bed - nights available	57,699
Total Number of bed - nights provided	57,699
Capacity Utilization	100%

CR-75 – Expenditures

11. Expenditures

11a. ESG Expenditures for Homelessness Prevention

	Dollar Amount of Expenditures in Program Year		
	FY 2012	FY 2013	FY 2014
Expenditures for Rental Assistance			
Expenditures for Housing Relocation and Stabilization Services - Financial Assistance			
Expenditures for Housing Relocation & Stabilization Services - Services			
Expenditures for Homeless Prevention under Emergency Shelter Grants Program			
Subtotal Homelessness Prevention			

Table 1 – ESG Expenditures for Homelessness Prevention

11b. ESG Expenditures for Rapid Re-Housing

	Dollar Amount of Expenditures in Program Year		
	FY 2012	FY 2013	FY 2014
Expenditures for Rental Assistance	9,623.00	85,256.12	124,110.00
Expenditures for Housing Relocation and Stabilization Services - Financial Assistance	17,115.00	36,821.00	24,998.58
Expenditures for Housing Relocation & Stabilization Services - Services	52,244.70	64,462.26	75,746.56
Expenditures for Homeless Prevention under Emergency Shelter Grants Program			
Subtotal Homelessness Prevention	78,982.70	186,539.38	224,845.56

Table 2 – ESG Expenditures for Rapid Re-Housing

11c. ESG Expenditures for Emergency Shelter

	Dollar Amount of Expenditures in Program Year		
	FY 2012	FY 2013	FY 2014
Essential Services			
Operations	61,731.72	126,447.81	75,000.00
Renovation			
Major Rehab			
Conversion			
Subtotal	61,731.72	126,447.81	75,000.00

Table 3 – ESG Expenditures for Emergency Shelter

11d. Other Grant Expenditures

	Dollar Amount of Expenditures in Program Year		
	FY 2012	FY 2013	FY 2014
Street Outreach			
HMIS	3087.00	46,984.00	15,545.42
Administration		11,202.09	

Table 4 - Other Grant Expenditures**11e. Total ESG Grant Funds**

Total ESG Funds Expended	FY 2012	FY 2013	FY 2014
	143,801.42	371,173.28	314,790.56

Table 5 - Total ESG Funds Expended**11f. Match Source**

	FY 2012	FY 2013	FY 2014
Other Non-ESG HUD Funds			
Other Federal Funds			
State Government			
Local Government	143,801.42	371,173.28	314,790.56
Private Funds			
Other			
Fees			
Program Income			
Total Match Amount			

Table 6 - Other Funds Expended on Eligible ESG Activities**11g. Total**

Total Amount of Funds Expended on ESG Activities	FY 2012	FY 2013	FY 2014
	287,602.84	742,346.56	629,581.12

Table 7 - Total Amount of Funds Expended on ESG Activities