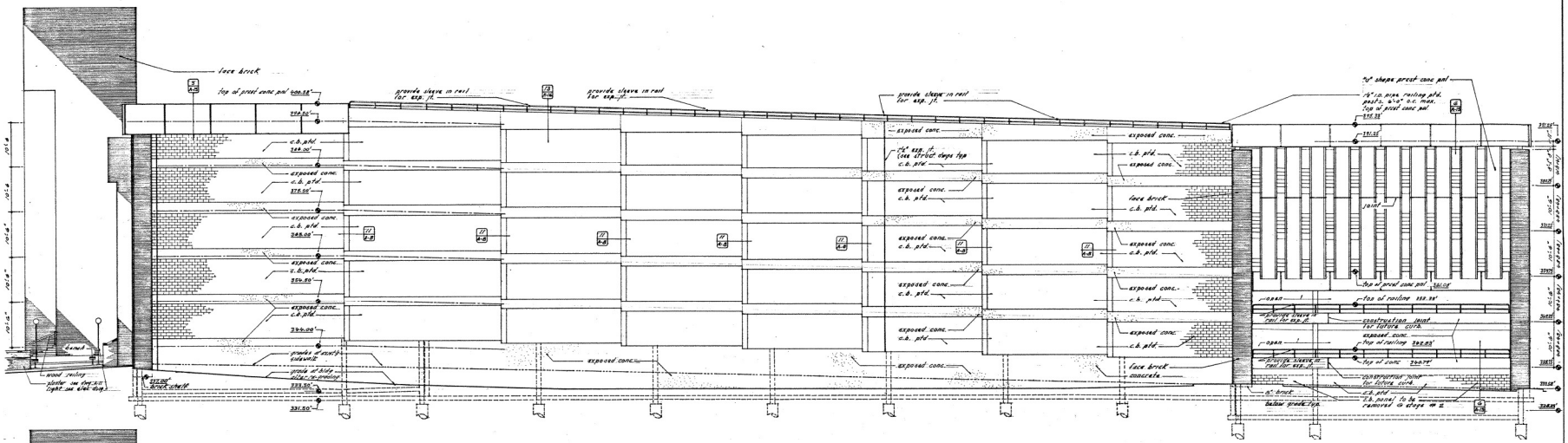

EAST ELEVATION
SCALE 1/8" = 1'-0"

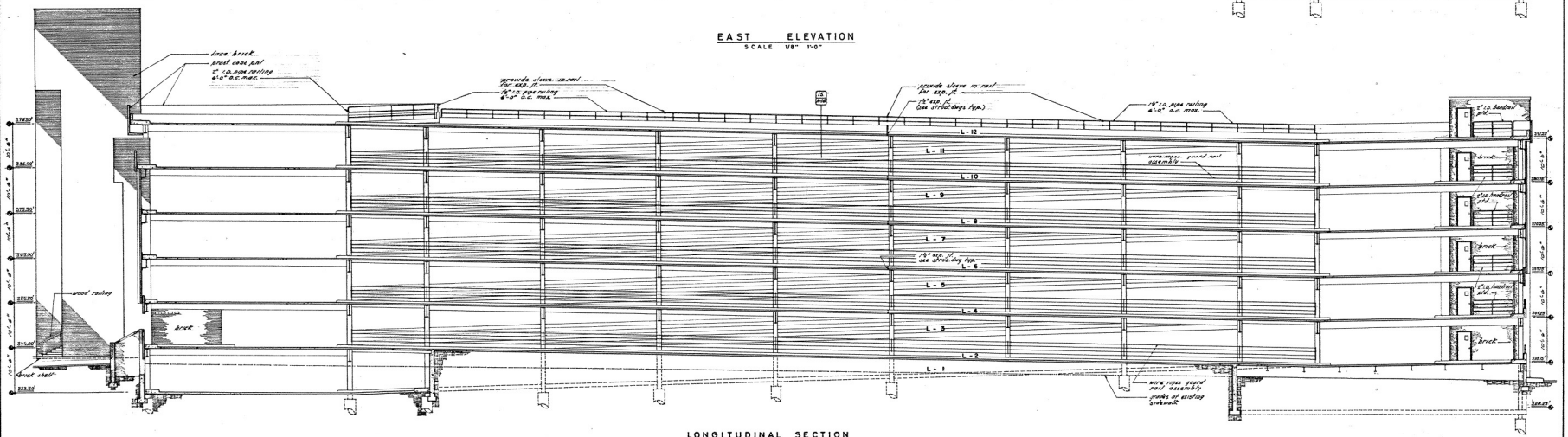

LONGITUDINAL SECTION
SCALE 1/8" = 1'-0"

Department of Public Works, Bureau of Engineering
MONTGOMERY COUNTY PUBLIC PARKING GARAGE NO. 2
Elevation Street, Silver Spring, Maryland

ELEVATION & SECTION

SHEET A-10

50

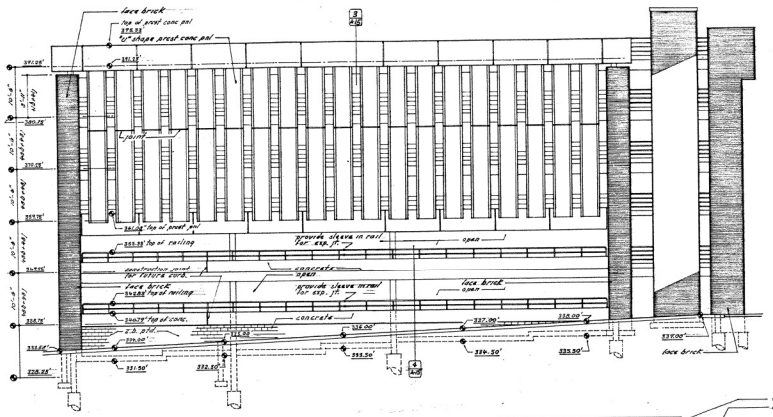

NORTH ELEVATION
SCALE: 1/8"= 1'-0"

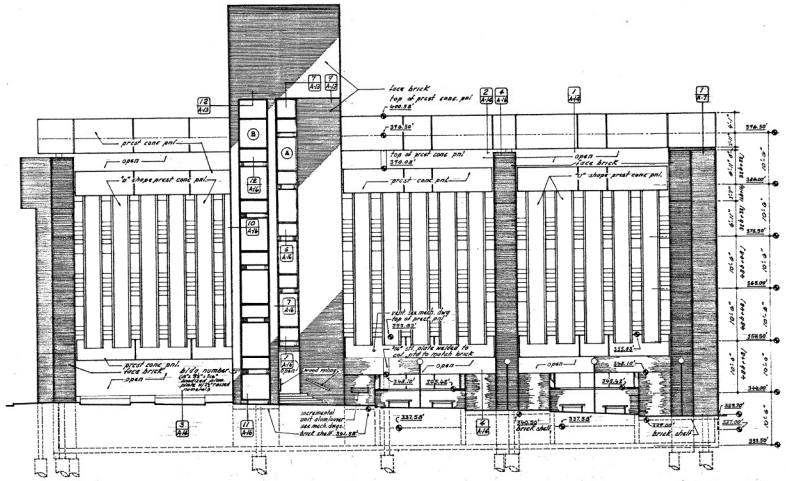

CAMERON STREET ELEVATION (SOUTH ELEVATION)
SCALE: 1/8"= 1'-0"

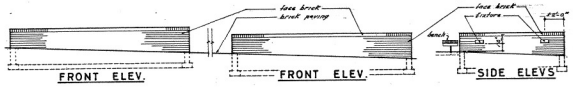

FRONT ELEV.

FRONT ELEV.

SIDE ELEVS

PLANTER'S ELEVATIONS
SCALE: 1/4"= 1'-0"

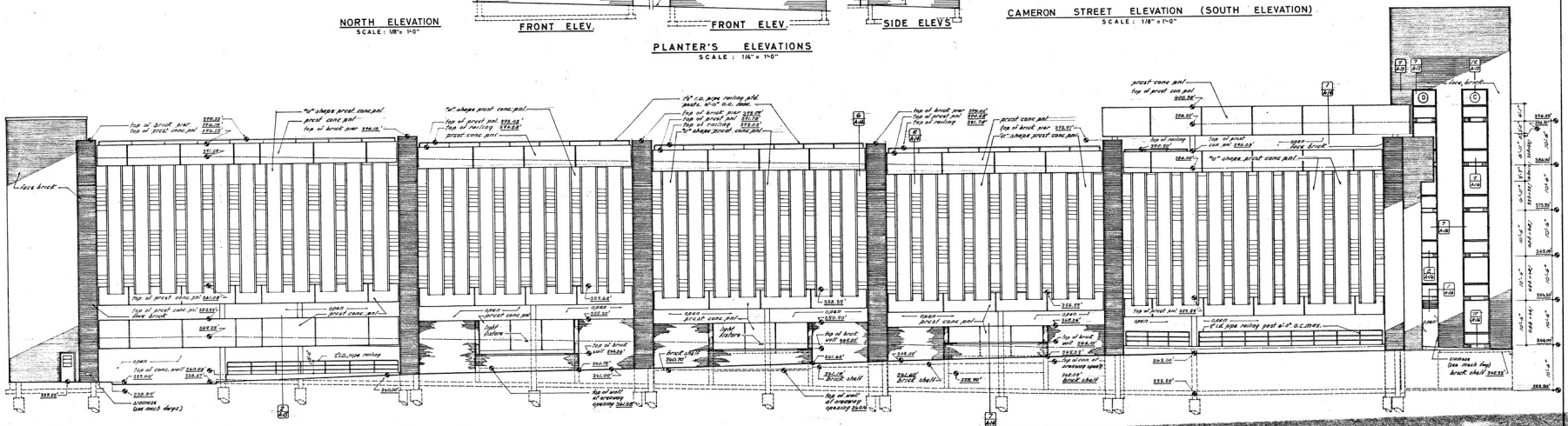

WEST ELEVATION
SCALE: 1/8"= 1'-0"

Department of Public Works Bureau of Design
MONTGOMERY COUNTY PUBLIC PARKING GARAGE NO. 2
Wayne Avenue Silver Spring Maryland

ELEVATIONS & PLANTERS ELEVATIONS

SHEET
A-9

49

DOOR SCHEDULE

DOOR NO	LOCATION	DOOR DIMENSIONS QTY.	WIDTH	HEIGHT	THICK	DOOR ELEV.	THRESD.	JAMB DETAIL	REMARKS
1	Office to Toilet	1	2'-6"	6'-8"	1-3/4"	A	T-1	1	
2	Closet to Office	1	2'-0"	6'-8"	1-3/4"	A	-	2	
3	Garage to Office	1	3'-0"	7'-0"	1-3/4"	C	T-2	*	*See Detail on Dwg. A-11
4	Storage to Garage	2	2'-6"	6'-8"	1-3/4"	B	-	3	
5	Garage to Utility Room	1	3'-0"	6'-8"	1-3/4"	I	-	4	
6	Garage to Stair #1	1	2'-0"	6'-8"	1-3/4"	D	-	5	
7	Garage to Elevator	1	3'-0"	7'-0"	1-3/4"	E	*	*	*See Detail on Dwg. A-12
8	Stair #1 to Outside	1	3'-0"	6'-8"	1-3/4"	F	T-4	3	
9	Garage to Elevator Vestibule	1	3'-0"	6'-8"	1-3/4"	F	-	*	*See Detail on Dwg. A-12
10	Elevator Machine Stair to Stair #1	1	2'-10"	6'-8"	1-3/4"	G	-	2	
11	Elev. Mach. Rm. Stair to Stair #1	1	3'-0"	6'-8"	1-3/4"	I	-	4	
12	Garage to Stair No. 2	1	3'-0"	6'-8"	1-3/4"	D	T-4	6	
13	Stair #2 to Outside	1	3'-0"	6'-8"	1-3/4"	F	T-5	6	

DOOR ELEVATIONS

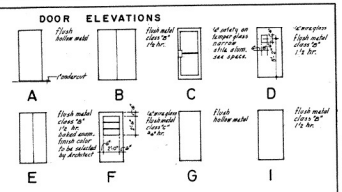

JAMBS

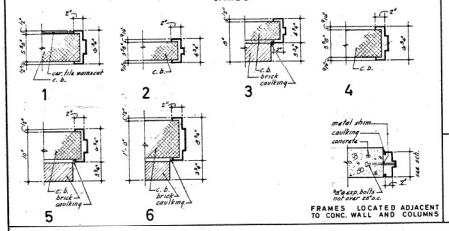

THRESHOLDS

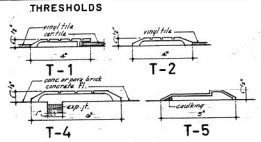

NOTES

1. - ALL CLASS "A" OR "B" DOOR SHALL BE UNDERWRITERS' LABEL AND SHALL HAVE UNDERWRITER'S LABELED SELF CLOSING HARDWARE AND UNDERWRITERS LABELED FRAME.
2. - JAMBS SHOWN EXCEPT AS NOTED, HEAD SIMILAR.
3. - FOR WALL MATERIAL, WALL FINISHES, DOOR AWNG., CONC. COL. AND WALLS, SEE DWGS.

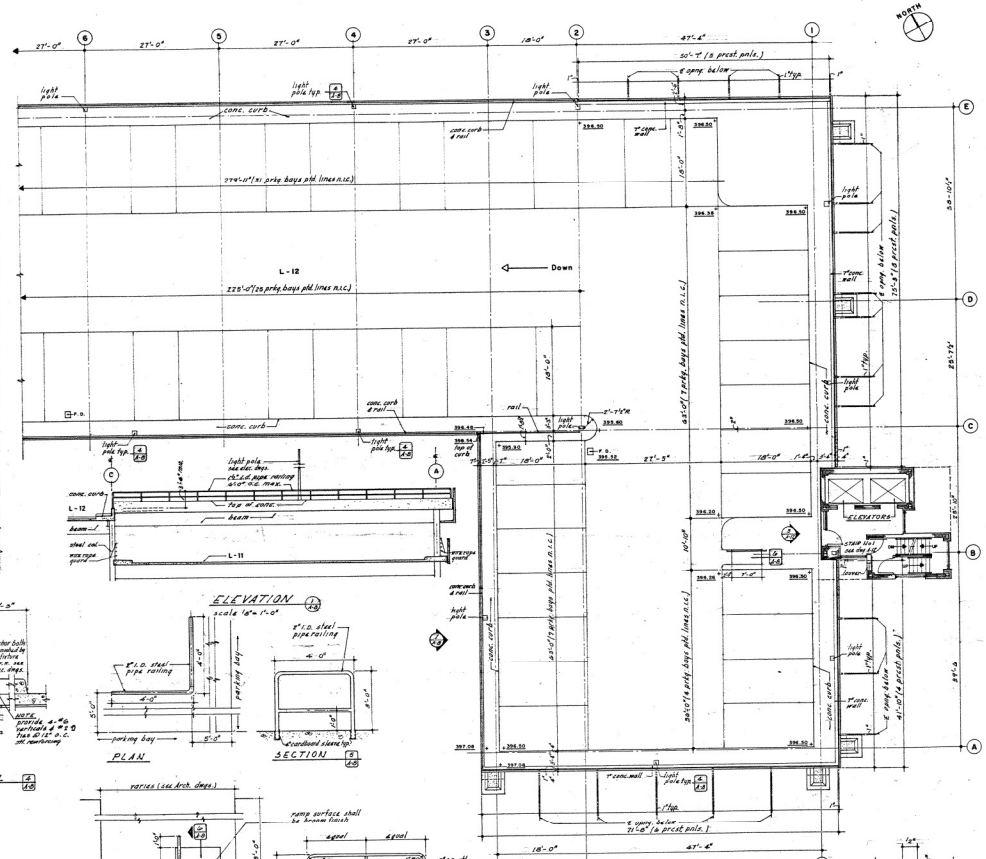

Dept. of Public Works & Transportation

MONTGOMERY COUNTY PUBLIC PARKING GARAGE NO. 2

SILVER SPRING, MARYLAND

FLOOR PLAN LEVEL L-12, DOOR SCHEDULE & DETAILS

SHEET A-8

48

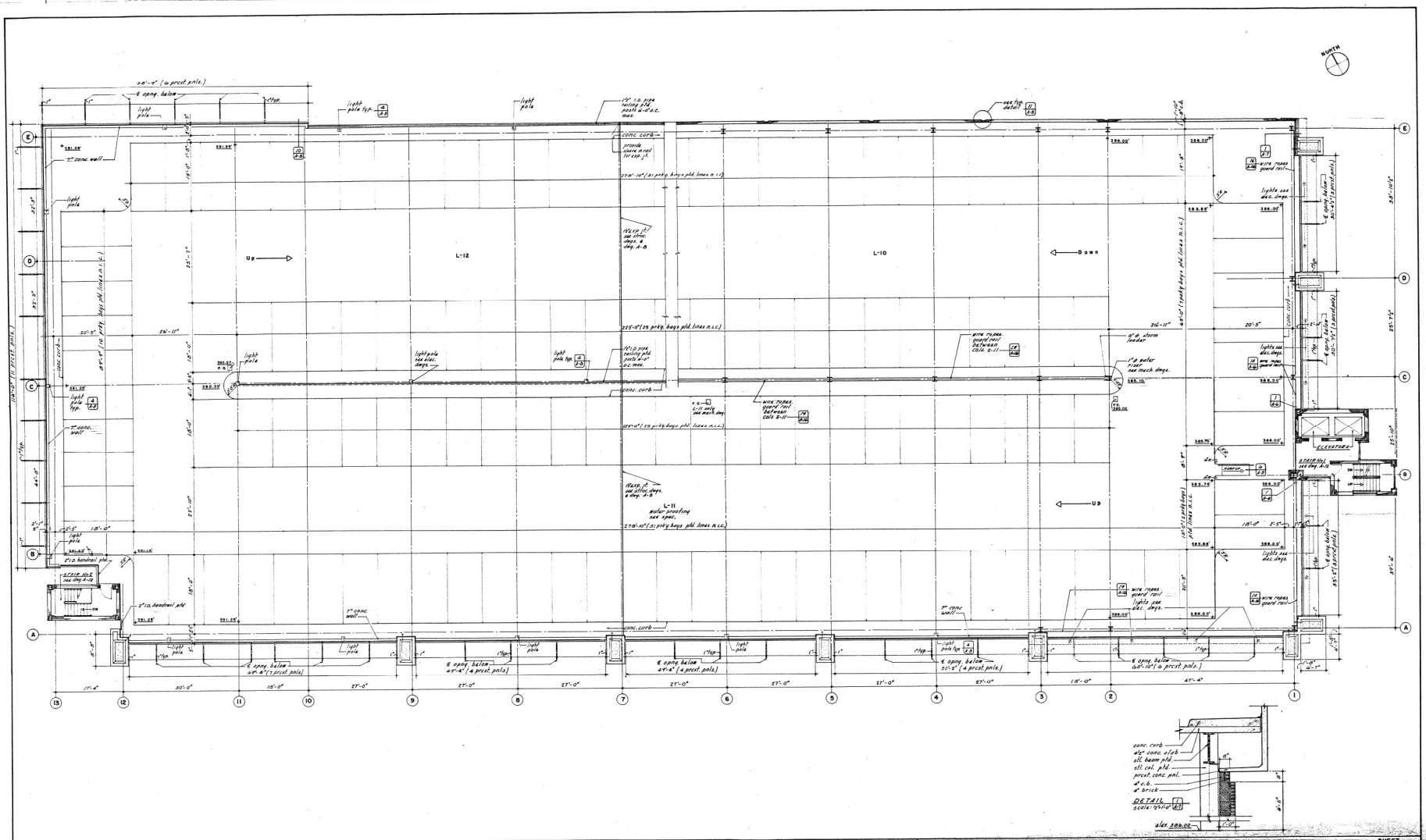

Department of Public Works, Bureau of Parking

MONTGOMERY COUNTY PUBLIC PARKING GARAGE NO. 2

GLAS RIGGS OWENS & RANOS

FLOOR PLAN LEVELS L-10 & L-11

SHEET A-7

47

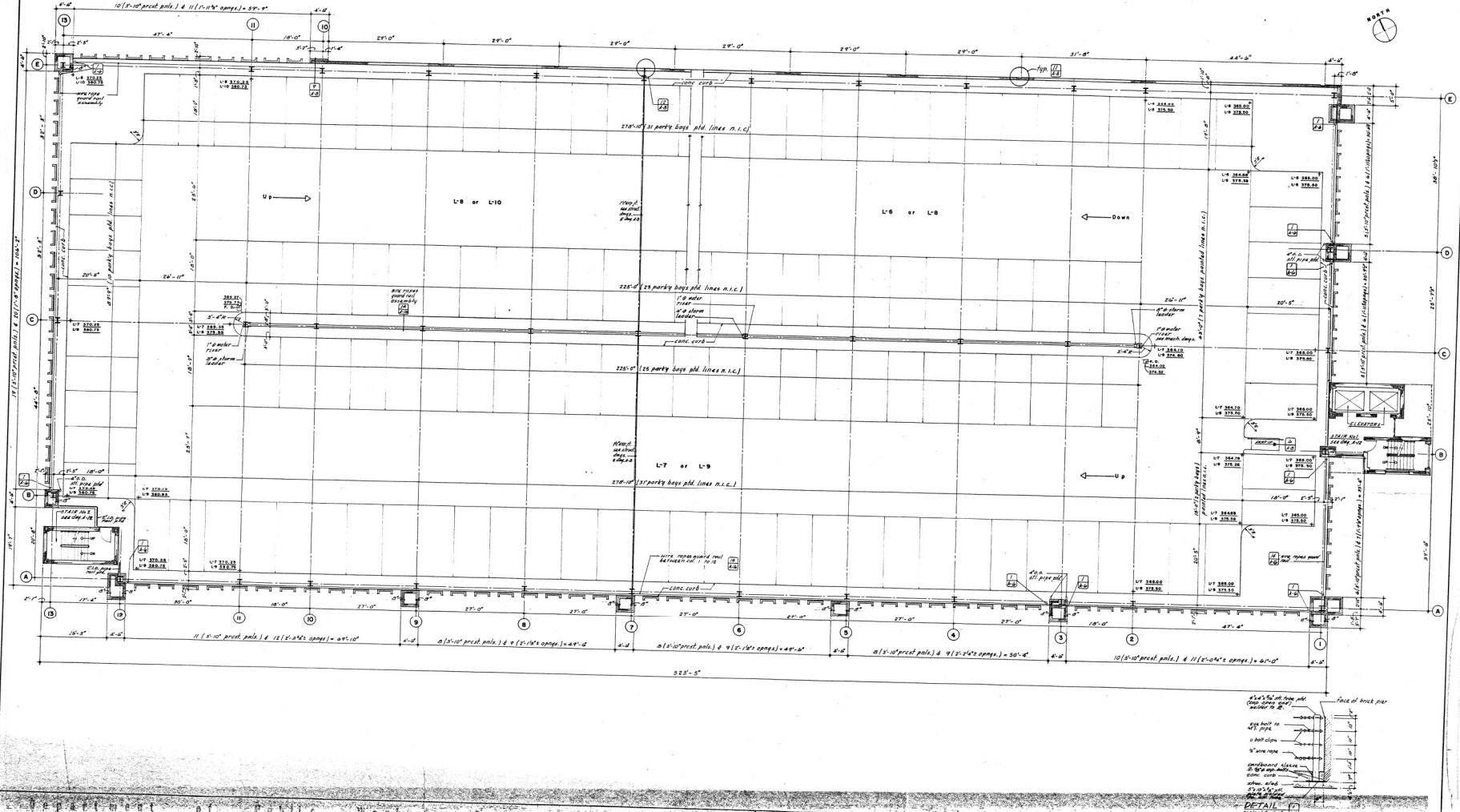

Department of Public Works Bureau of Parking
MONTGOMERY COUNTY PUBLIC PARKING GARAGE NO. 2
Jamaica Street, Silver Spring, Maryland

CLAS GILES OWENS & CAMOS
ARCHITECTS & ENGINEERS
FORMERLY ASSOCIATED

FLOOR PLAN LEVELS L-6 L-8 & L-7 L-9

3/31/71 P.B. REVIEW
3/31/71 CONSTRUCTION

SHEET A-6

46

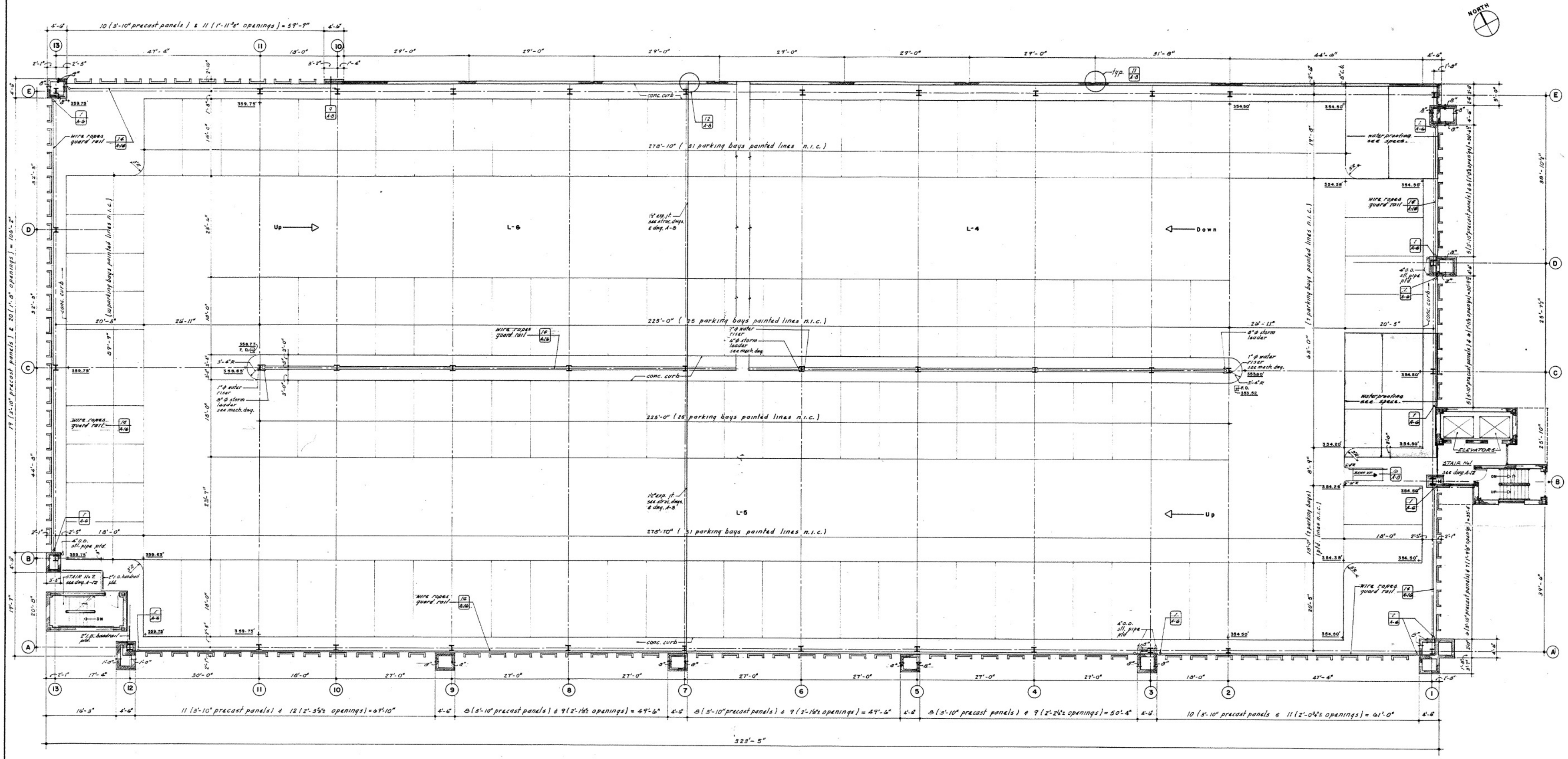

GENERAL NOTES:

1. ALL PAINTED PARKING LINES ARE N.I.C. (NOT IN CONTRACT)
2. PARKING METER POSTS & HEADS WILL BE PROVIDED & INSTALLED BY THE OWNER.
3. ALL SPOT ELEVATIONS SHOWN ARE TOP OF SLAB OR GRADE.
4. ALL PARTITIONS OF STAIRS, PIPE SHAFTS, AND ALL UTILITY CLOSETS & ROOMS SHALL EXTEND TO THE BOTTOM OF THE CONC. SLAB ABOVE.
5. SEE MECHANICAL, ELECTRICAL, & ARCHITECTURAL DRAWINGS FOR OPENINGS IN WALLS & FLOORS WHICH MAY BE REQUIRED, LINTEL WALLS AS SCHEDULED AND REINFORCE FLOORS, CEILINGS & ROOF OPENINGS AS REQUIRED.
6. ALL REQUIRED FIRE DOORS, FRAMES AND HARDWARE SHALL BE UNDERWRITERS LABORATORIES, INC. APPROVED & LABELED.
7. EXTEND FACE BRICK A MINIMUM OF 5-¼" BELOW GRADE OR BELOW ABUTTING SLAB WHERE A BRICK SHELF IS NOT NOTED ON DRAWINGS.
8. MASONRY SHALL BE SEPARATED A MINIMUM OF 1" FROM STEEL STRUCTURE &/OR THE BOTTOM OF CONC. FLOOR SLABS EXCEPT IN ELEVATOR & STAIR SHAFTS. STRUCTURAL STEEL COLUMNS IN STAIR & ELEVATOR SHAFTS SHALL HAVE A PAPER BOND BREAKER BETWEEN STEEL & MASONRY.
9. SEE DRAWINGS & SPECIFICATIONS FOR EXTENT OF CAULKING. DO NOT CAULK SPACE BETWEEN MASONRY PYLONS & CONCRETE SLABS.
10. SEE STRUCTURAL DRAWINGS FOR CONSTRUCTION OF MASONRY, THICKNESS, REINFORCEMENT & ANCHORING OF MASONRY PYLONS. PROVIDE STANDARD WEIGHT WIRE MESH REINFORCING IN EACH SECOND COURSE OF MASONRY IN PYLONS.
11. DO NOT SCALE DRAWINGS.
12. FIRE RATED PARTITIONS SHALL HAVE THE THICKNESS AS SPECIFIED ON THE DRAWINGS. HOLLOW MASONRY PARTITIONS SHALL HAVE THE FOLLOWING MINIMUM SOLIDITY:

4" PARTITIONS	100% SOLID
6" PARTITIONS	73% SOLID
8" PARTITIONS	52% SOLID

13. PRECAST CONCRETE PANELS SHALL BE DEMENSIONED FROM THE GRAPHIC SIZE AND SPACINGS SHOWN ON THE DRAWINGS & COMPLETLY DIMENSIONED WITH OPENINGS, ETC. ON THE SHOP DRAWINGS.
14. "PATCH" OR "PATCH TO MATCH" INDICATES & SHALL INCLUDE THE PATCHING OF EXISTING DISTURBED MATERIALS AND RESURFACING WITH EXPOSED OR FACE MATERIALS SIMILAR TO THAT OF THE ADJACENT UNDISTURBED AREA.

Department of Public Works, Bureau of Parking
MONTGOMERY COUNTY PUBLIC PARKING GARAGE NO. 2

CLAS RIGGS OWENS & RAMOS

FLOOR PLAN LEVELS L-4 & L-5

STATE OF MARYLAND

SHEET A-5

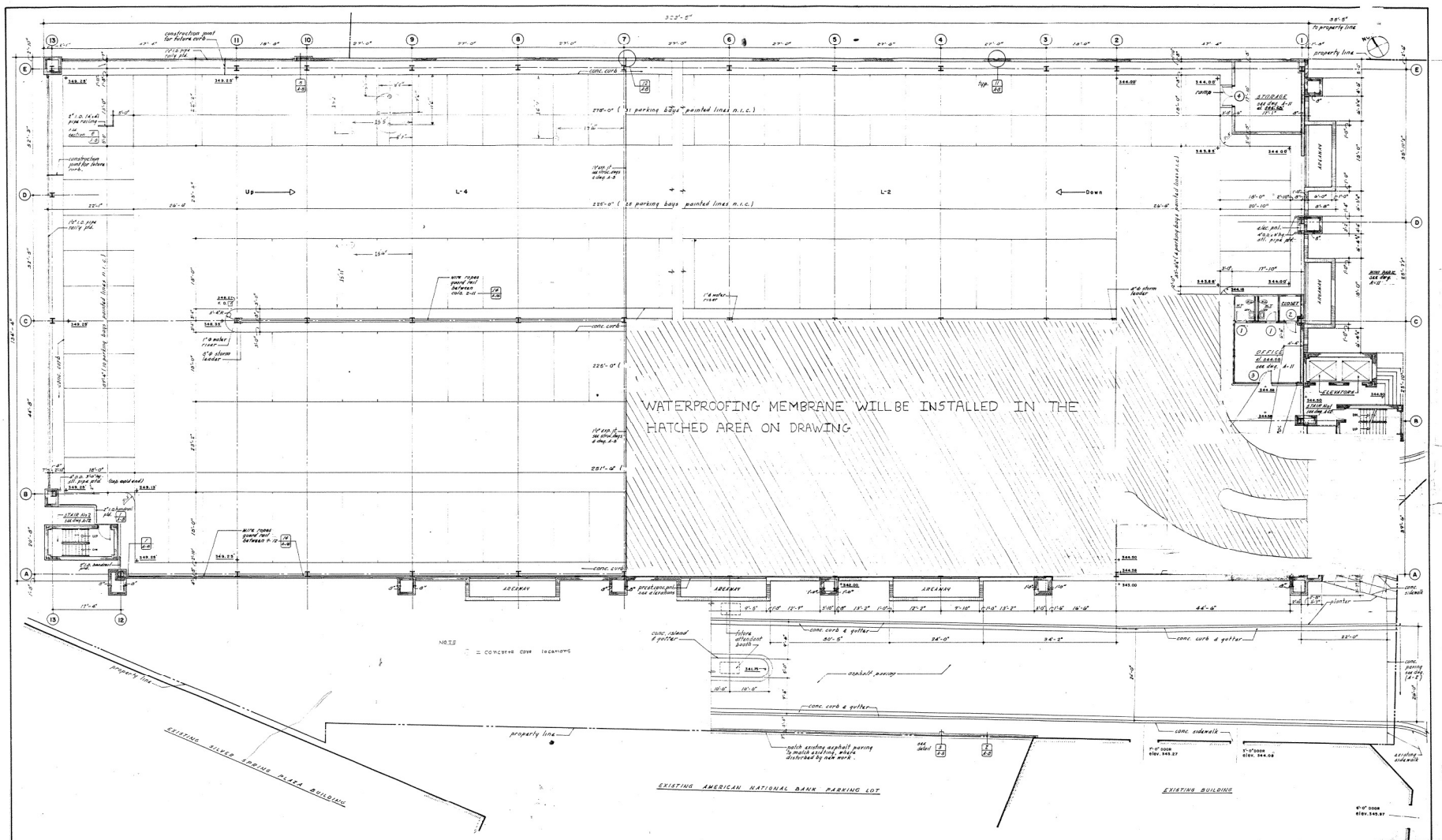

Department of Public Works Bureau of Parking

MONTGOMERY COUNTY PUBLIC PARKING GARAGE NO. 7

Silver Spring, Maryland

CLAS HICKS OWENS & RAMOS

FLOOR PLAN LEVELS L-2 & L-3

1/8" = 1'-0"

SHEET A-4

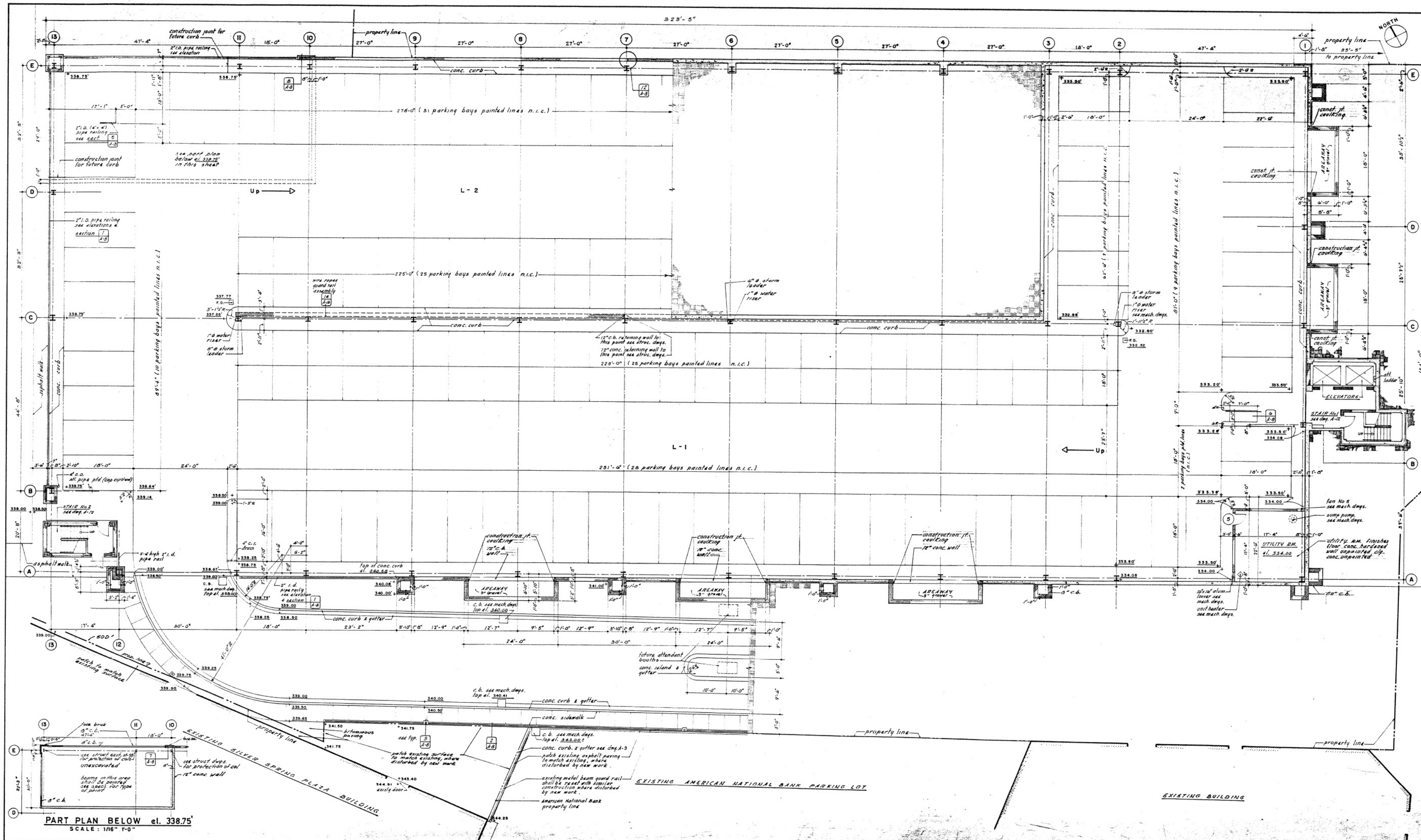

Department of Public Works, Bureau of Parking

MONTGOMERY COUNTY PUBLIC PARKING GARAGE NO. 2

Cameron Street, Silver Spring, Maryland

CLAS RIGGS OWENS & RAMOS
ARCHITECTS

FLOOR PLAN LEVEL L-1

Issued
3/6/71 P.B. REVIEW
3/15/71 CONSTRUCTION

SHEET
A-3

43

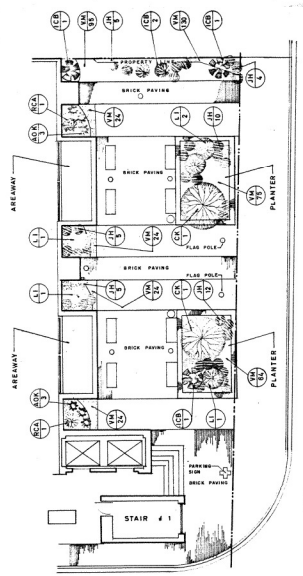

CAMERON ST. PLANTING PLAN
SCALE : 1/8" = 1'-0"

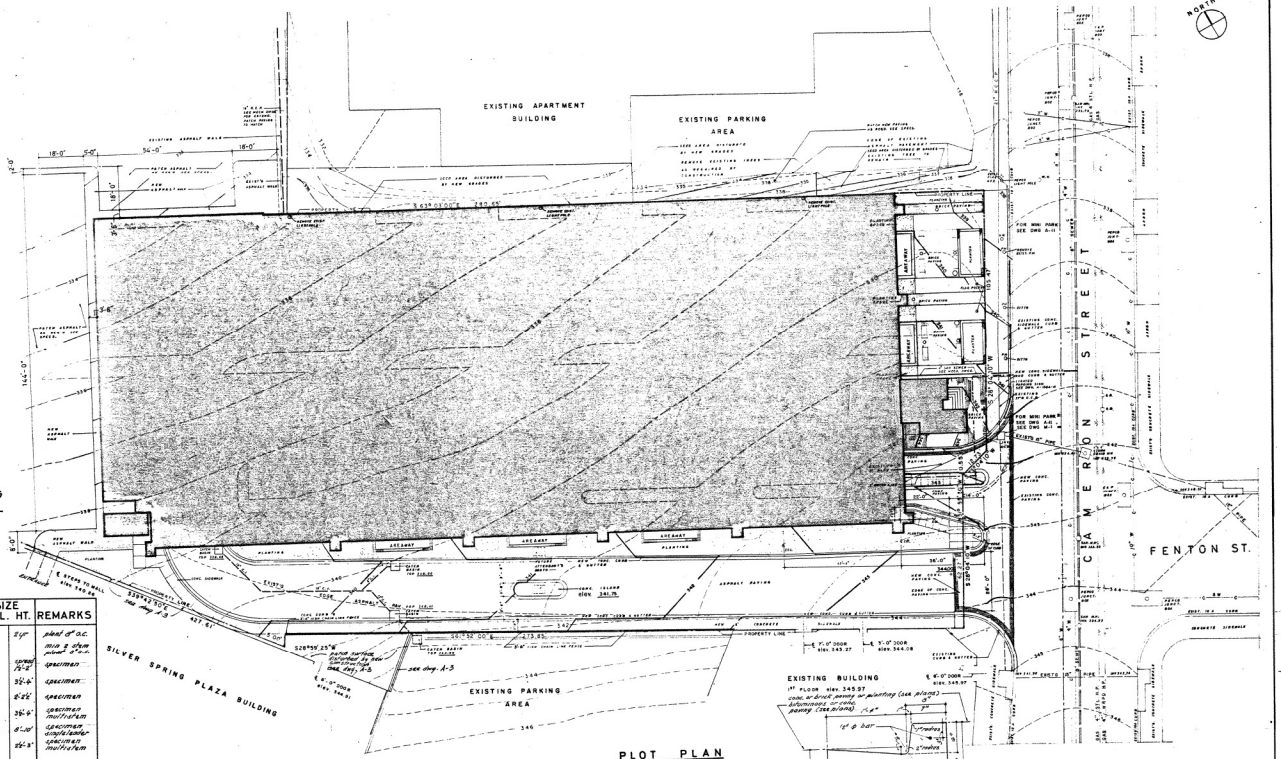

PLOT PLAN
SCALE : 1/16" = 1'-0"

SHRUBS AND TREES NOT IN CONTRACT

SYMBOL	QUANTITY	BOTANICAL NAME	COMMON NAME	ROOT	SIZE CAL. HT.	REMARKS
VM	400	vinca minor	myrtle	3" pot	2 yr	plant 8" o.c.
PT	1320	pachysandra terminalis	japanese spurge	2½" pot		min 2 stem plant 8" o.c.
JH	60	juniperus horizontalis	creeping juniper	B + B	spread 1½'-2'	specimen
ICB	30	ilex cornuta burfordi	buford chinese holly	B + B	3½'-4'	specimen
AOK	10	azalea obtusum Kurume snowflake	dwarf azalea	B + B	2'-2½'	specimen
LI	5	lagestroemia indica	crape myrtle	B + B	3½'-4'	specimen multistem
CK	2	cornus Kousa	japanese dogwood	B + B	6'-10'	specimen single leader
RCA	2	rhododendron catawbriense album	rhododendron album grandiflorum	B + B	2½'-3'	specimen multistem

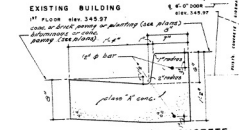

TYPICAL COMBINATION CONCRETE CURB & GUTTER
SCALE : 1/2" = 1'-0"

AREAWAYS : 3" wash gravel 1½"-2" diameter
5" OF TAN BARK (N.I.S.) UNDER ALL PLANTING

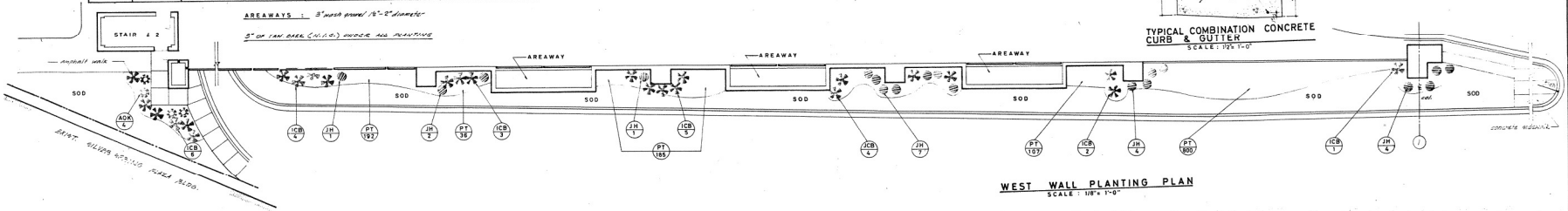

WEST WALL PLANTING PLAN
SCALE : 1/8" = 1'-0"

Department of Public Works, Bureau of Parking
MONTGOMERY COUNTY PUBLIC PARKING GARAGE NO. 2
Cameron Street, Silver Spring, Maryland

CLAS RIGGS OWENS & RAMOS
CONSULTING ENGINEERS
ARCHITECTS
1010 EAST TOWERS SILVER SPRING, MARYLAND 20910
H. ALLISON & H. L. MEYER
STRUCTURAL ENGINEERS
E. B. WABLE ASSOCIATES
MECHANICAL ENGINEERS

SITE PLAN & LANDSCAPING PLANS

Commission No. 41-1709 | Scale: AS NOTED

Issued
3/8/71 P. B. REVIEW
3/15/71 CONSTRUCTION

SHEET A-2

42

PUBLIC PARKING GARAGE Nº 2

CAMERON STREET SILVER SPRING MARYLAND

MONTGOMERY COUNTY GOVERNMENT
DEPARTMENT OF PUBLIC WORKS
BUREAU OF PARKING

CLAS RIGGS OWENS & RAMOS
1015 TWIN TOWERS SILVER SPRING, MARYLAND 20910
Architects

H. ALLISON & R. L. MEYER
121 CONGRESSIONAL LANE ROCKVILLE, MARYLAND 20852
Structural Engineers

J. B. WYBLE & ASSOCIATES
7950 NORFOLK AVENUE BETHESDA, MARYLAND 20014
Mechanical & Electrical Engineers

JAMES P. GLEASON
County Executive

JOSEPH C. KORDELLA
Director of Public Works

LIST OF DRAWINGS

ARCHITECTURAL

C-S	COVER SHEET
A-1	TOPOGRAPHIC SURVEY OF SITE, CONSTRUCTION FENCE LOCATION PLAN & SYMBOLS
A-2	SITE PLAN & LANDSCAPING PLANS
A-3	FLOOR PLAN LEVEL L-1
A-4	FLOOR PLAN LEVELS L-2 AND L-3
A-5	FLOOR PLAN LEVELS L-4 AND L-5
A-6	FLOOR PLAN LEVELS L-6, L-8 AND L-7, L-9
A-7	FLOOR PLAN LEVELS L-10 AND L-11
A-8	FLOOR PLAN LEVEL L-12, DOOR SCHEDULE & DETAILS
A-9	ELEVATIONS & PLANTERS' ELEVATIONS
A-10	ELEVATIONS & SECTION
A-11	MINIPARK PLAN & DETAIL - OFFICE PLAN, ELEVATIONS AND DETAILS
A-12	STAIR NO. 1 AND NO. 2
A-13	STAIR DETAILS, WINDOW ELEVATIONS & DETAILS
A-14	WALL SECTIONS
A-15	WALL SECTIONS
A-16	WALL AND WINDOW SECTIONS

STRUCTURAL

S-1	BORING LOGS & CONSTRUCTION JOINT PLAN & DETAILS
S-2	FOUNDATION PLAN
S-3	LEVELS L-3 AND L-4 FRAMING PLAN
S-4	TYPICAL LEVEL FRAMING PLAN
S-5	ROOF FRAMING PLAN
S-6	STAIR TOWER PLANS & DETAILS
S-7	COLUMNS SCHEDULE & DETAILS
S-8	SECTIONS & DETAILS
S-9	NOTES & DETAILS

MECHANICAL AND ELECTRICAL

M-1	PLBG. & ELEC. NOTES - DETAILS & UTILITY SITE PLAN
M-2	PLBG. & MECH. ST FLOOR PLAN - LEVELS L-1 AND L-2
M-3	PLBG. -TYPICAL FLOOR PLAN LEVELS L-3 TO L-11 AND MECH.FLOOR PLAN, LEVEL L-8, EQUIP. LIST & NOTES
M-4	PLBG. & MECH. MISC. FLOOR PLANS & DETAILS, PLBG. EQUIP. LIST, SYMBOLS, SCHEDULES & RISER DIAGRAMS
E-1	ELECTRICAL FLOOR PLAN LEVEL L-1
E-2	ELECTRICAL FLOOR PLAN LEVELS L-2 AND L-3
E-3	ELECTRICAL FLOOR PLAN LEVELS L-4 TO L-9
E-4	ELECTRICAL FLOOR PLAN LEVELS L-10 AND L-11
E-5	ELECTRICAL FLOOR PLAN LEVEL L-12 & DETAILS
E-6	ELEC. RISER DIAGRAM, LEGEND, SEALS, NOTES & DETAILS

THIS BUILDING HAS BEEN DESIGNED IN ACCORDANCE WITH ALL APPLICABLE CODES AND ORDINANCES.

3-15-71
DATE

ANTONIO J. RAMOS REG. ARCH.

COVER SHEET CS