

NOTE:
 WORK VEHICLES SHALL DISPLAY
 ROTATING AND /OR FLASHING LIGHT
 ATOP VEHICLES AND FLASHING
 WARNING LIGHTS IN FRONT AND REAR.

**VEHICLES SHALL NOT PROCEED
 MORE THAN THREE (3) MILES AHEAD
 OF THE ADVANCE WARNING
 SIGNS.**

**VEHICLES SHOULD NOT OCCUPY OR BE
 STOPPED IN A LANE BEYOND A HORIZONTAL
 CURVE OR A VERTICAL CURVE (HILL).**

**IF STOPPING IS NECESSARY, FLAGGERS SHALL
 BE POSITIONED PRIOR TO STOPPING WORK
 VEHICLES.**

**THE FLAGGER SHALL BE POSITIONED IN
 ADVANCE OF THE CURVE (HORIZONTAL OR
 VERTICAL) TO PROVIDE MOTORIST ADEQUATE
 ADVANCE WARNING OF TEMPORARY WORK ZONE.**

**NO WORK OPERATIONS WHICH INTERFERES
 WITH THE FLOW OF TRAFFIC MAY TAKE PLACE
 DURING PEAK HOURS MONDAY - FRIDAY
 6 A.M. - 9 A.M. AND 3:30 P.M. - 7 P.M.**

**FOR PAVEMENT MARKING MATERIALS HAVING
 SLOW DRYING TIMES ADDITIONAL BACK-UP
 VEHICLES TO FOLLOW TRUCK MAY
 BE NECESSARY.**



DIRECTION OF TRAFFIC



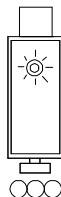
SIGN



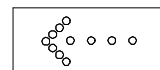
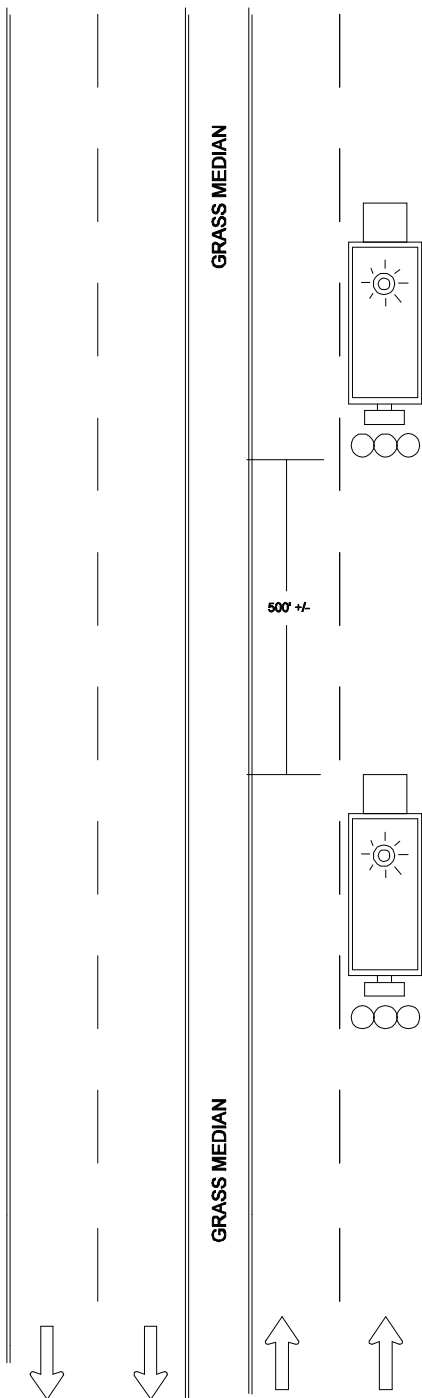
FLASHING OR ROTATING LIGHT



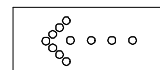
ARROW PANEL



WORK VEHICLE



WET PAINT



WET PAINT

**NOTE: WHEN SHADOW
 VEHICLE IS USED SIGN
 MAY BE MOUNTED
 ON ITS REAR**



**W20-1 (MOD)
 48" x 48"**

**SLOW TRAFFIC
 AHEAD**

W23-1

**OPTIONAL SIGN FOR
 SHORT DURATION**

REVISION BY	DATE	APPROVED

DATE 07-01-14	TRAFFIC OPERATIONS SECTION MONTGOMERY COUNTY, MARYLAND
DES. BY MCDPWT	
DRAWN BY TCLE	TRAFFIC CONTROL FOR MOVING MARKING OPERATION (2)
SCALE NTS	APPROVED _____ CHIEF, TRAFFIC OPERATIONS SECTION
	STANDARD TCP-103.06 _____ OF _____ SHEETS