

Montgomery County Interagency Commission on Homelessness

**Monday, April 27 | 2-4p
Virtual Meeting**



Welcome and Introductions

Agenda and Meeting Format

Agenda

Welcome | Introductions

Continuum of Care Response to COVID-19

Future forecasting of housing and homeless needs

Exploration of available funding for both immediate and long-term needs

Review of advocacy efforts on using hotels to address the public health emergency (VOTE)

Announcements

Next Meeting: Tentatively: Wednesday, May 20, 2020, 3:00-6:00p. Location or Platform TBD

Continuum of Care Response to COVID-19

Montgomery County's efforts to address the
coronavirus pandemic

Protecting People in Emergency Shelter

- Seasonal overflow shelters will remain open through the duration of the pandemic.
- Repurposed two closed recreational centers to serve as additional emergency shelter facilities. This move allowed us to meet the CDC social distancing recommendations.
- Placed individuals over age 62 and those with complex medical conditions in hotels with daily meal delivery, laundry services, and case management services.
- Secured 48 hotel rooms for isolation of individuals who have tested positive for COVID-19 or were exposed and advised to isolate.
- Regular screening for COVID-19 symptoms at the shelters and hotels including a team of Ready Responders from the state Task Force.
- Remain open to new intakes and established quarantine locations within the shelters.

Protecting People Sleeping Outside

- Placed individuals at high risk for COVID complications in hotels with daily meal delivery, laundry, and case management services.
- Shepherd's Table limited meals to brunch and dinner. Meals are provided in to-go containers.
- Interfaith Works Empowerment Center is closed for new intakes. Shower trailers outside are available for anyone and funding provided for laundry in the community.
- Offering daily meal pick up in partnership with the City of Gaithersburg where there is no day program.
- Expanding medical services in partnership with outreach teams to screen individuals for COVID-19 symptoms.

Preventing People from Entering Homelessness

- Waiving requirement of a court eviction notice and/or utility shut-off notices
- Waiving documentation requirements including birth certificates, social security cards, and proof of expenses
- Flexible cash assistance for people in informal housing arrangements without an active lease
- Phone interviews only and online applications available
- Extended eligibility for the Rental Assistance Program through July 2020
- Suspended terminations from housing programs

Protecting People through Housing

- Prioritizing housing resources for those most at risk of COVID-19 complications
- Adding Housing Location staff
- Adding Rapid Rehousing staff
- GOAL of clearing out the shelters by placing 75 people in permanent housing in the next four weeks
- Providing first month's rent and security deposit for any household exiting homelessness

Supporting Our Partners

- Providing cleaning supplies and PPE for shelter, outreach, and housing staff.
- Technical assistance from Health Care for the Homeless to identify quarantine and isolation space and shelter protocols.
- Approved incentive/ hazard pay for shelter staff.
- Every other day calls with the CoC to give updates, answer questions and collaboratively problem solve.
- Sharing resources for private funding

Future Forecasting

Economic Impact of COVID-19 and increased
Housing Instability

HALF OF NEW HOUSEHOLDS ARE LOW-INCOME

- Since 2010, 1 out of every 2 new households is low-income (earning under \$50,000 a year).
- Montgomery County is capturing an outsized share of new low-income households in the region.

CHANGE IN NUMBER OF HOUSEHOLDS BY INCOME BRACKET (2010-2018)



Source: Montgomery County Housing Needs Assessment

*2018 inflation-adjusted dollars

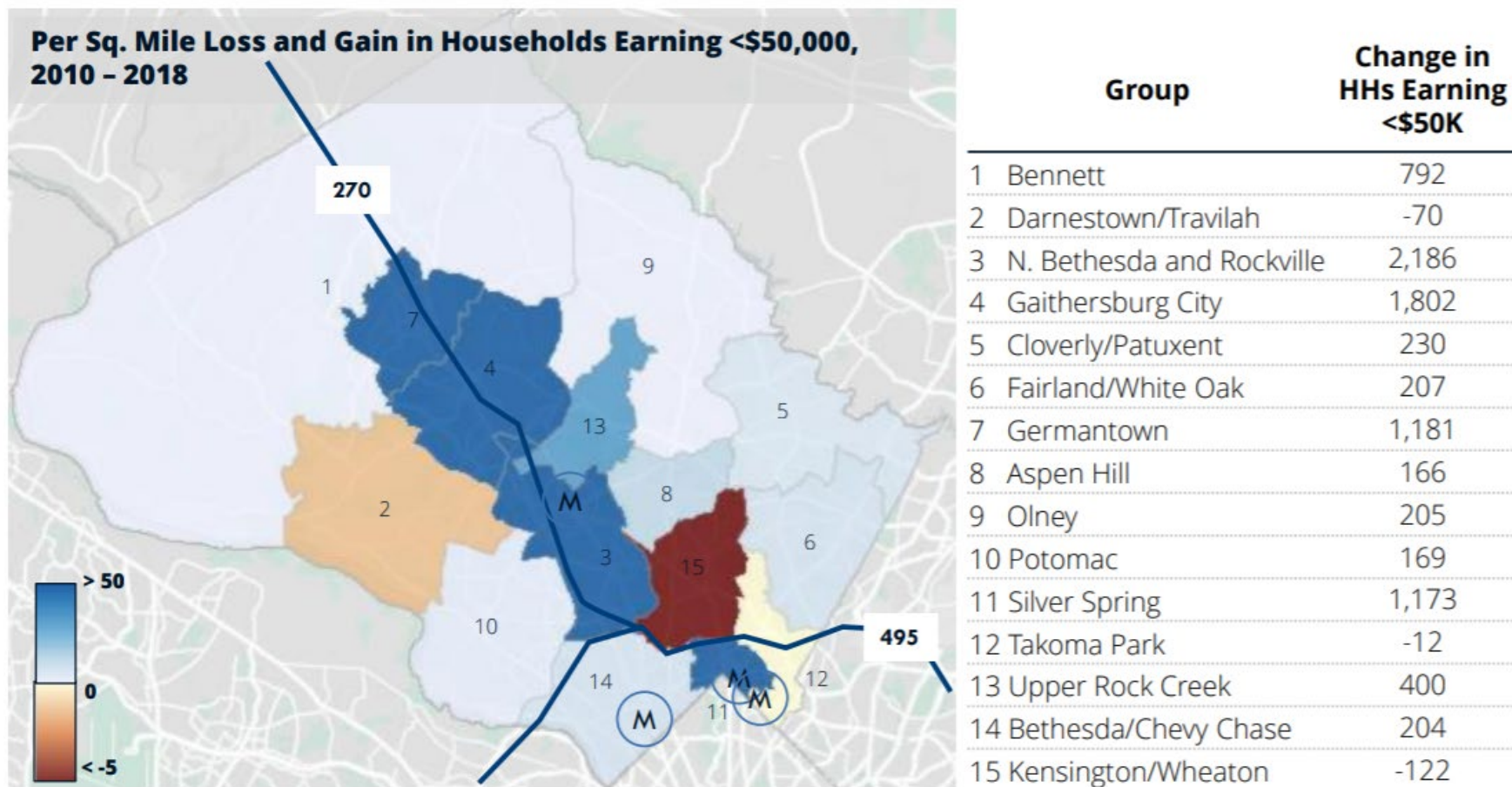
Source: 2010, 2018 ACS 5-Year Estimates

\$108,000
Median HH Income

GROWTH IN LOW-INCOME HOUSEHOLDS BY AREA

Growth in low-income households occurring along I-270

There is a gain in lower-income households along I-270 and near some metro stations. Overall, over the past decade, more submarkets have experienced a gain in lower-income households than a loss.



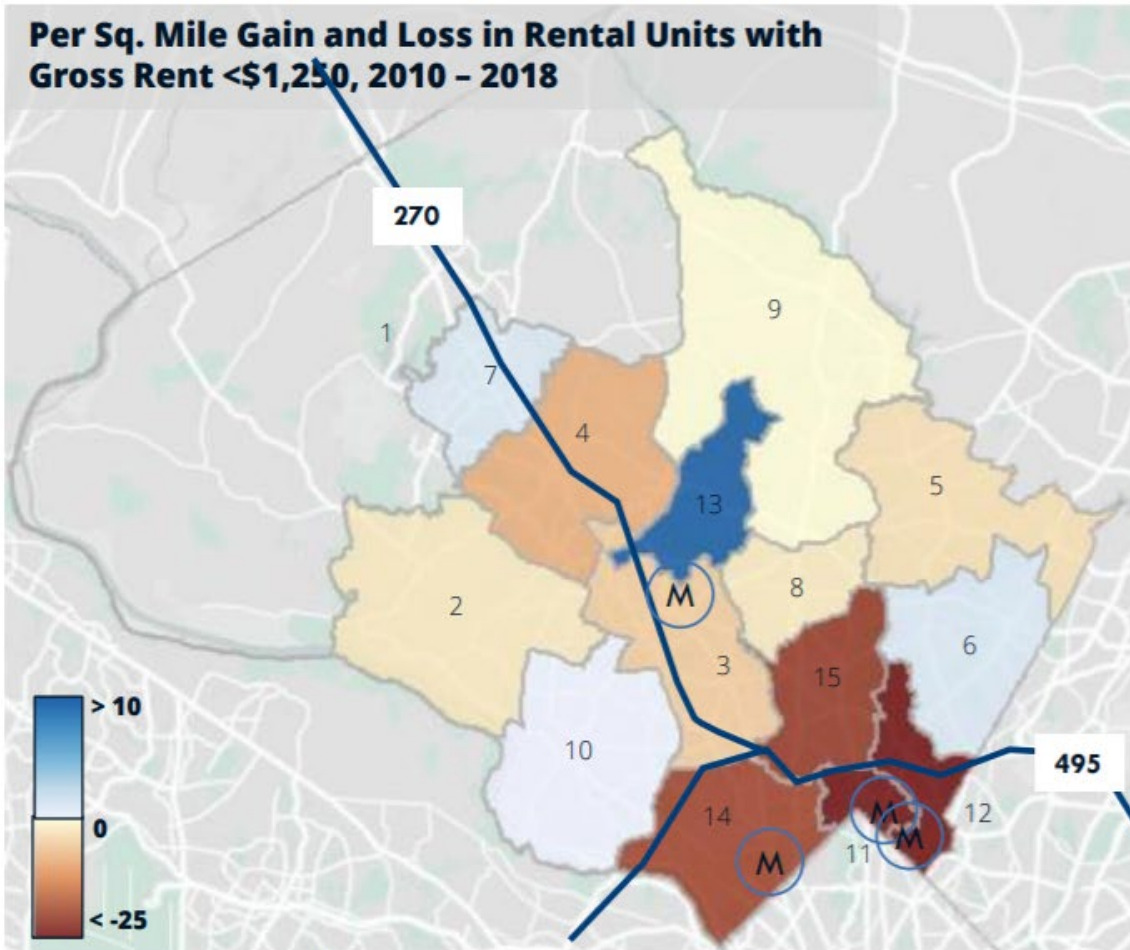
*2018 inflation-adjusted dollars

Source: 2010, 2018 ACS 5-Year Estimates

Source: Montgomery County Housing Needs Assessment

DECLINE IN LOW-COST RENTAL HOUSING BY AREA

Submarkets with relatively affordable stock have also faced the most significant pricing pressure, leading to the loss of affordably priced units.



*2018 inflation-adjusted dollars

Source: 2010, 2018 ACS 5-Year Estimates

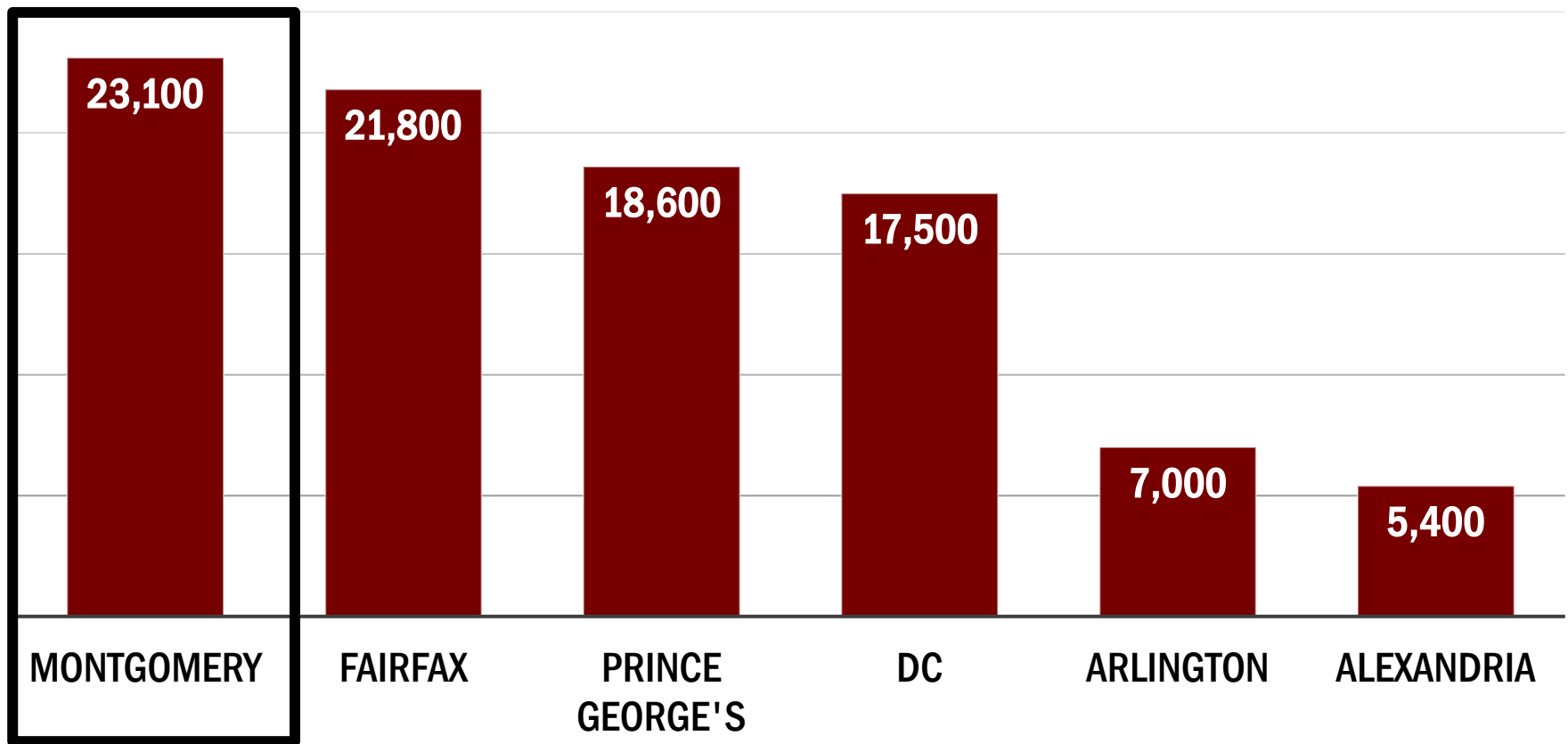
Group	Change in Rental Units <\$1250
1 Bennett	74
2 Darnestown/Travilah	-115
3 N. Bethesda and Rockville	-131
4 Gaithersburg City	-246
5 Cloverly/Patuxent	-108
6 Fairland/White Oak	47
7 Germantown	26
8 Aspen Hill	-31
9 Olney	-34
10 Potomac	18
11 Silver Spring	-352
12 Takoma Park	-1,093
13 Upper Rock Creek	156
14 Bethesda/Chevy Chase	-411
15 Kensington/Wheaton	-341

Source: Montgomery County Housing Needs Assessment

PROJECTIONS OF NEED: AFFORDABLE HOUSING SHORTAGE

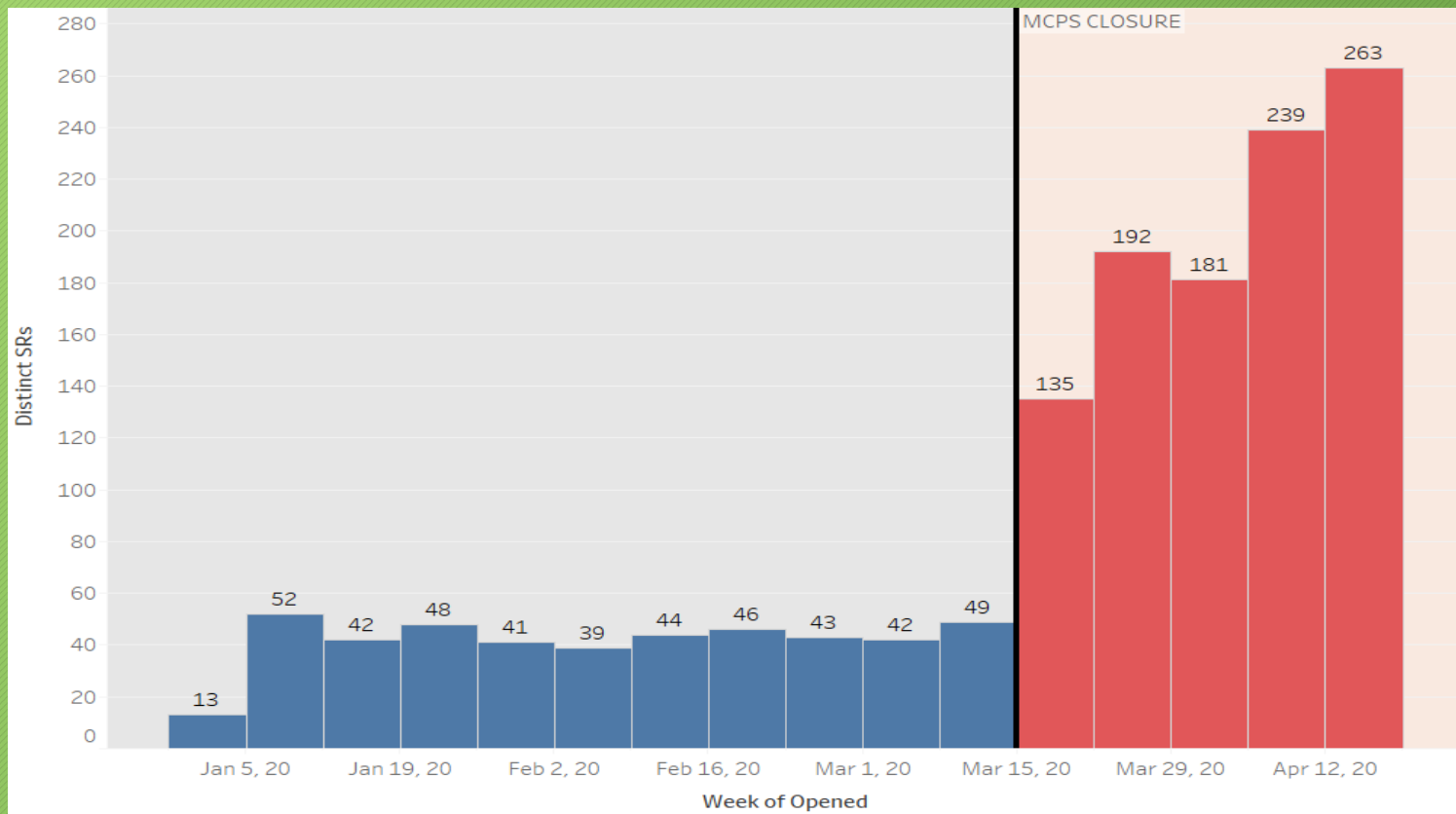
Montgomery County is expected to experience the **highest need** in the region for additional units to accommodate low-cost housing (2015-2030): **23,100 units**.

ADDITIONAL LOW-COST UNITS NEEDED TO ACCOMMODATE EXPECTED HOUSEHOLD GROWTH (2015-2030)

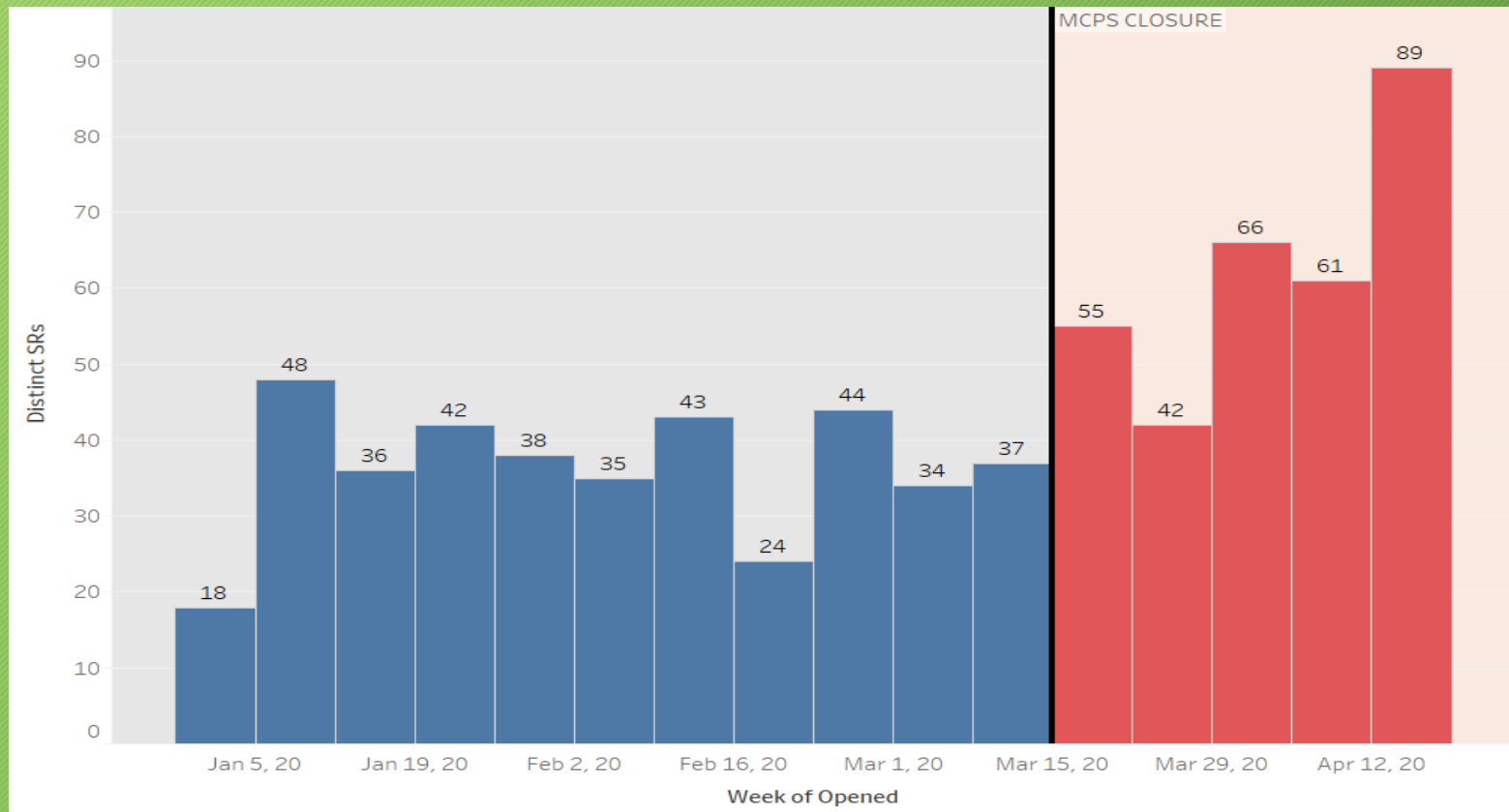


Source: 2019 Urban Institute Report

MC311: HOW TO APPLY FOR PUBLIC ASSISTANCE (CYF)



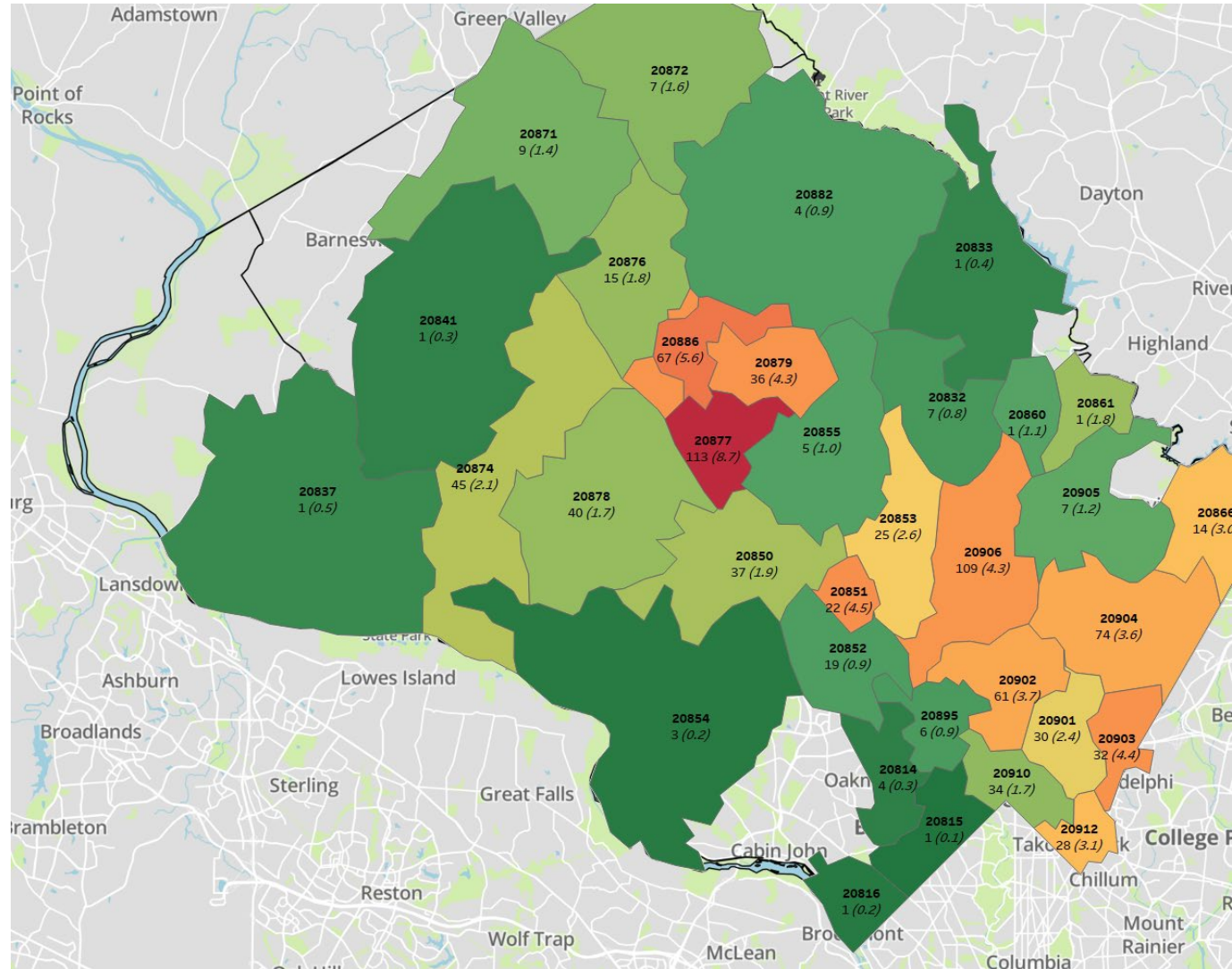
MC311: SEPH PREVENTION SERVICES



Number of Manna Customers (households) that have accessed services between March 5-April 15, 2020 for the first time in at least a year



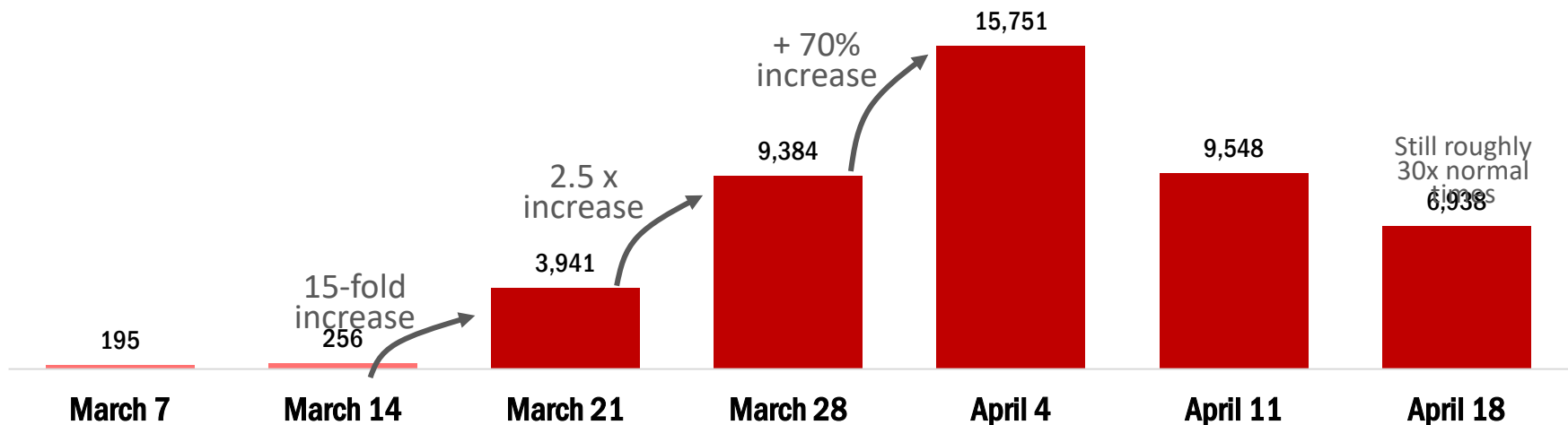
- Ratio shown in parenthesis is the rate per 1000 Households that accessed Manna between March 5-April 15, 2020 for the first time in the past year within each respective Zip Code.
- 24.8% or 862 of Manna customers/households (shown on map) that were served between March 5-April 15, 2020, were first time customers in that past year.
- 17.4% or 606 of Manna customers/households that were served between March 5-April 15, 2020, were first time customers on record.



IMPACT OF COVID-19: WEEKLY UNEMPLOYMENT CLAIMS

Weekly Unemployment Claims for Montgomery County Residents

45,562 unemployment claims in 5 weeks | 8.0% of the County labor force



8.0% of the County's labor force applied for unemployment over just a five-week period.

OTHER MD COUNTIES: Prince George's: **7.7%** | State rate: **10.5%** | Baltimore County: **11.6%** | Baltimore City: **12.3%** | Allegany: **13.4%**
NATIONALLY: The US has seen almost **26 million** residents (**16%** of the labor force) apply for unemployment benefits over the past five weeks.

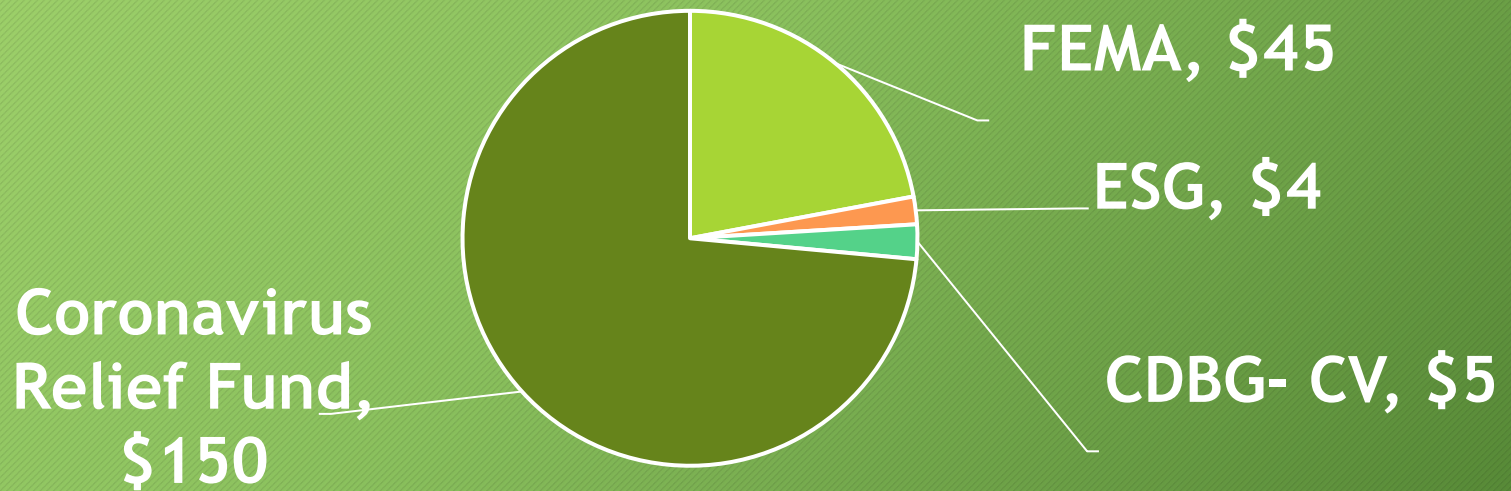
www.dllr.state.md.us/employment/uicounty.shtml | DLLR labor force counts for Feb 2020 | US Department of Labor

COVID-19 Funding Availability

Federal, state, and local funding streams to
address homelessness and coronavirus

CARES ACT Funding

Funding Available in Billions



Local Allocation of Federal Funding

- Emergency Solutions Grant, Round One: \$1,438,797
- Community Development Block Grant, Round One: \$2,955,102
- Coronavirus Relief Fund - Estimated Allocation to Maryland: \$2,244,000,000
- FEMA Disaster Relief - Allocation to the State is unknown

Local Funding

Emergency Assistance Relief Payment (EARP)

- Provides immediate cash assistance for people in need
- Targeted to households who will not be eligible or who will not benefit directly from federal or state relief funds
- Total funding is \$5 million

Supplemental Funding for Housing

- Introduced by Councilmember Glass and scheduled for public hearing/action April 28
- Provides \$2 million in funding for eviction prevention, housing stabilization, rapid rehousing, and rental assistance

Summary of Eligible Activities

	Local	FEMA	CVRF	CDBG	ESG
Emergency Health & Safety PPE, medical transportation, cleaning supplies, food in some cases		✗	✗	✗	✗
Shelter & Temp Housing Ops Isolation/ quarantining, ops costs, housing navigation, testing sites in some cases		✗		✗	✗
Permanent Housing Capital, rental assistance, housing navigation/ stability, operations subsidies	✗		✗		✗
Services Medical care coordination, shelter services, supportive housing services			✗	✗	✗

Funding Restrictions

LOCAL	FEMA	ESG	CDBG	CVRF
Flexible - limited restrictions	For Non-Congregate Shelter- MD will only reimburse for “at risk” population	Income limitations	Limited Federal restrictions but may be local restrictions based on existing action plan	Flexible - limited restrictions
	Reimbursement only for cost of hotel/ shelter. Does not include meals, laundry, services, etc.	Target population includes people experiencing homelessness and those at risk	Target population includes those directly impacted by COVID-19	

Questions?