



What are the 9 Accessible Features for Homeowners?

FEATURES

For All Ages and Stages of Life

4 Ways Homeowners Benefit from Designing Accessible Homes.

1. Live longer in a home you'll love for life.
2. Welcome guests of diverse abilities.
3. Increase the value of your home.
4. Qualify for property tax credits.

Individual Accessibility Features Eligible for Property Tax Credit

Property Tax Credit — runs with property— **50% of eligible costs.** Up to \$2500 less other subsidy. Amount of credit that exceeds tax imposed carries over.





Applicability — Expenditures in excess of \$500. Incurred within 12 months of application.

Type of residence ownership — Multi-family condo. Attached single family. Detached single family.

Program annual limit — \$100,000

School Impact Tax Credit — Not Applicable


Access into the Home

-  **1 No-step front door entrance or a no-step entrance** to another location providing access to the main living space.
-  **2 Ramp** creating a no-step entrance.
-  **3 Exterior doorway** with a 32-inch clear opening, and exterior lighting controlled from inside the residence or automatic or continuously on.
-  **4 An exterior or interior elevator** or lift or stair glide unit.




Interior Doorway

-  **5 Interior doorway** with a 32-inch clear opening.

Accommodations for individuals with sensory disabilities

-  **6 Alarm, appliance, and control** structurally integrated to assist with a sensory disability.

Accessible bathroom features

-  **7 Maneuverable** bathroom or kitchen.
-  **8 Walls around a toilet, tub, or shower** reinforced and properly installed grab bars.
-  **9 Accessibility-enhanced bathroom**, including a walk-in-or roll-in shower or tub. Department



STANDARDS

What are the Level I & Level II Standards for Homeowners?

Live Longer in a Home You'll Love for Life

Level I (VISITable) and Level II (LIVEable) Accessibility Standards for Property Tax Credit

Accessibility Standards for Level I (VISITable) homes and Level II (LIVEable) homes include design elements such as a no-step entrance, and slightly wider interior doors. These elements make it easier and safer to bring in a baby stroller, move enlarged furniture, and accommodate people living with temporary or permanent disabilities as well as friends or relatives with mobility limitations.

The 4 design elements required to meet Level I (VISITable) Accessibility Standards

- Property Tax Credit** — runs with property– Up to \$3000 less other subsidy including school impact tax credit. Maximum credit to be applied in any tax year is \$2000 and excess credit carries over.
- Applicability** — Expenditures in excess of \$500. Incurred within 12 months of application.
- Program annual limit** — \$500,000
- School Impact Tax Credit** —
 - 5% of the single family houses in project – \$500/ Level I house.
 - 10% of the single family houses in project – \$1,000/ Level I house.
 - 25% of the single family houses in project – \$1,500/ Level I house.
 - 30% of the single family houses in project – \$2,000/ Level I house.
- Applies only where there is no bonus density for DFL units.
- Type of residence ownership** — Attached or detached single family.








Permanent Addition

-  **A Access into the Home**
At least one no-step entrance
-  **B Place to Visit**
Connected to an accessible route to a place to visit on the entry level
-  **C Powder room**
A usable powder room or bathroom
-  **D Interior doorway**
A 32-inch nominal clear width interior door

The 7 design elements required to meet Level II (LIVEable) Accessibility Standards

- Property Tax Credit** — runs with property– Up to \$10,000 less other subsidy including school impact tax credit. Maximum credit to be applied in any tax year is \$2000 and excess credit carries over.
- Applicability** — Expenditures in excess of \$500. Incurred within 12 months of application.
- Program annual limit** — \$500,000
- School Impact Tax Credit** — Not Applicable
- Type of residence ownership** — Attached or detached single family.

Permanent Addition

-  **A Access into the Home**
At least one no-step entrance
-  **B Place to Visit**
Connected to an accessible route to a place to visit on the entry level
-  **C Powder room**
To a usable powder room or bathroom
-  **D Interior doorway**
To a 32-inch clear width interior door
-  **E Circulation Path to Kitchen**
An accessible circulation path that connects the accessible entrance to an accessible kitchen.
-  **F Accessible Bedroom**
At least one accessible bedroom
-  **G Accessible Bathroom**
A full bath