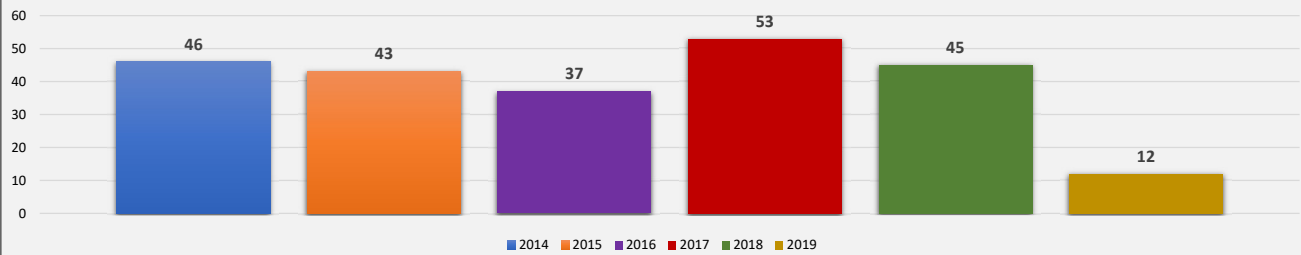




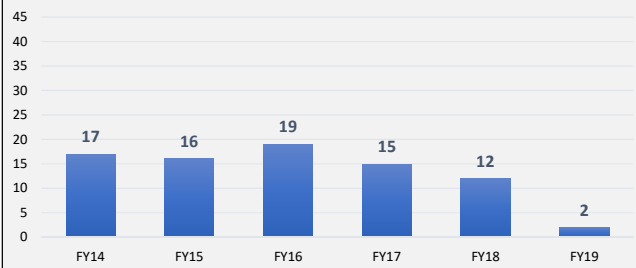
STAFF VACANCIES

July 1, 2013 - September 30, 2018

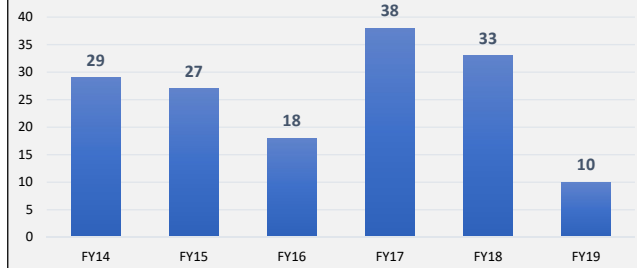
Total Number of Departures (by Fiscal Year)
236 Vacancies since FY14



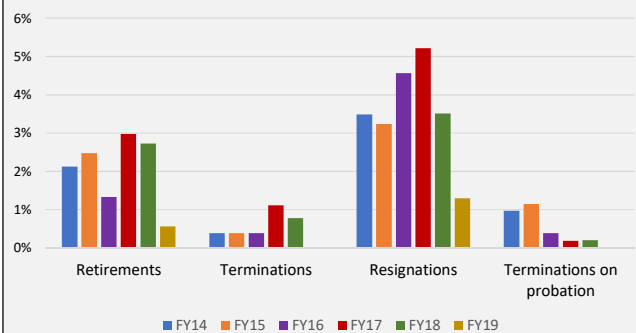
Total Non-Uniform Departures/Vacancies



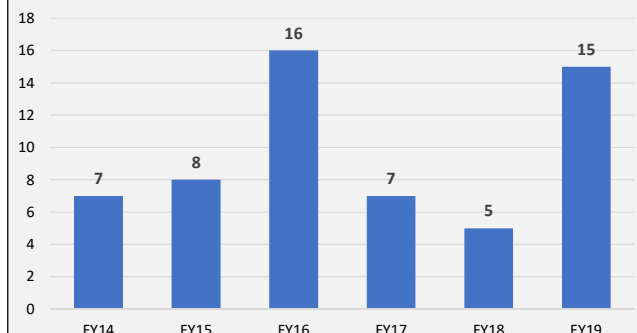
Total Uniformed Departures/Vacancies



Departure By Reason



Competitive Promotions



All Staff:

Fiscal Year	# vacated	Total # employees	% vacated
FY14	46	517	8.90%
FY15	43	526	8.17%
FY16	37	526	7.03%
FY17	53	537	9.87%
FY18	45	513	8.77%
FY19	12	538	2.23%

Uniformed Staff Only:

Fiscal Year	# Uniformed positions vacated	Approved Uniformed Positions	% Uniformed Officers Vacated
FY14	29	329	8.81%
FY15	27	333	8.11%
FY16	18	336	5.36%
FY17	38	348	10.92%
FY18	33	348	9.48%
FY19	10	348	2.87%

* Uniformed Staff includes:

Correctional Officer Captain
 Correctional Officer LT
 Correctional Officer Sergeant
 Correctional Officer III Corporal
 Corr Dietary Officer
 Corr Dietary Supervisor