

Montgomery County Yard Trim Compost Facility

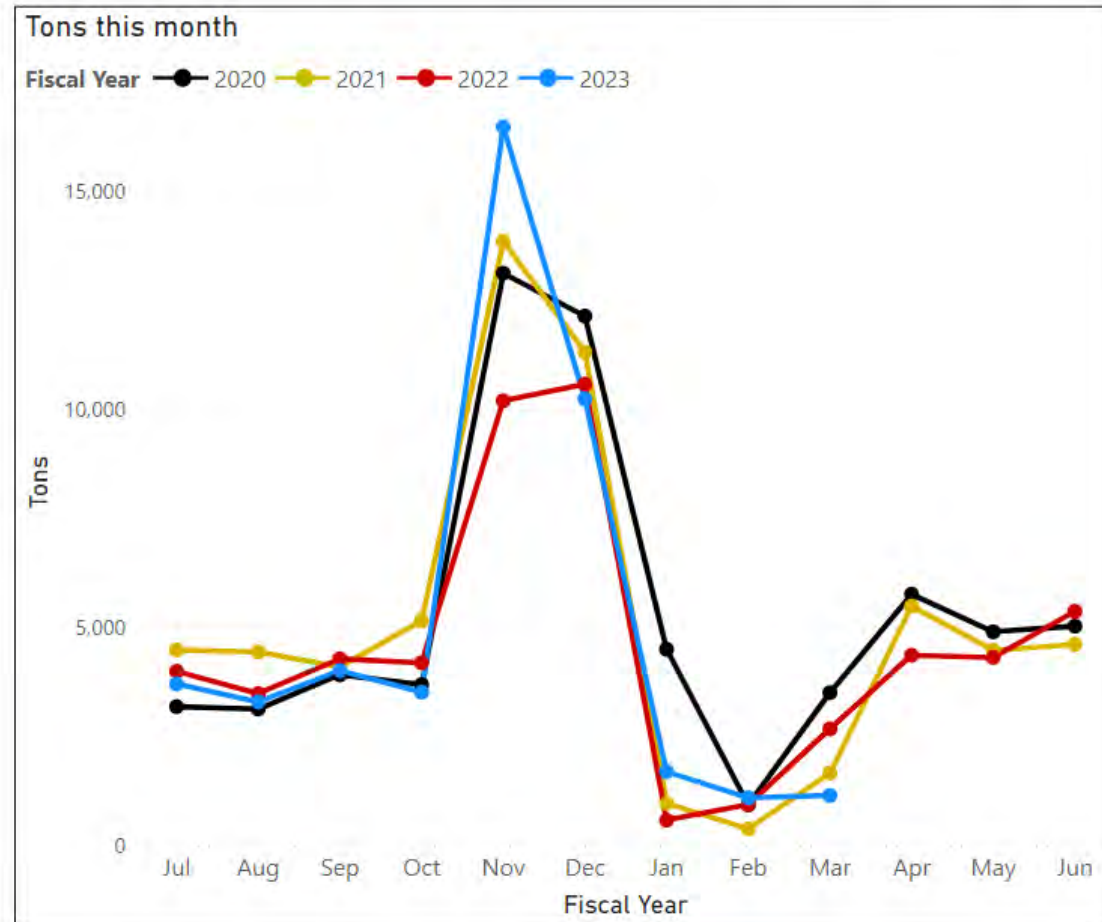
DAFIG QUARTERLY REPORT

MARCH 14, 2022



Tons of Yard Trim Received Per Month

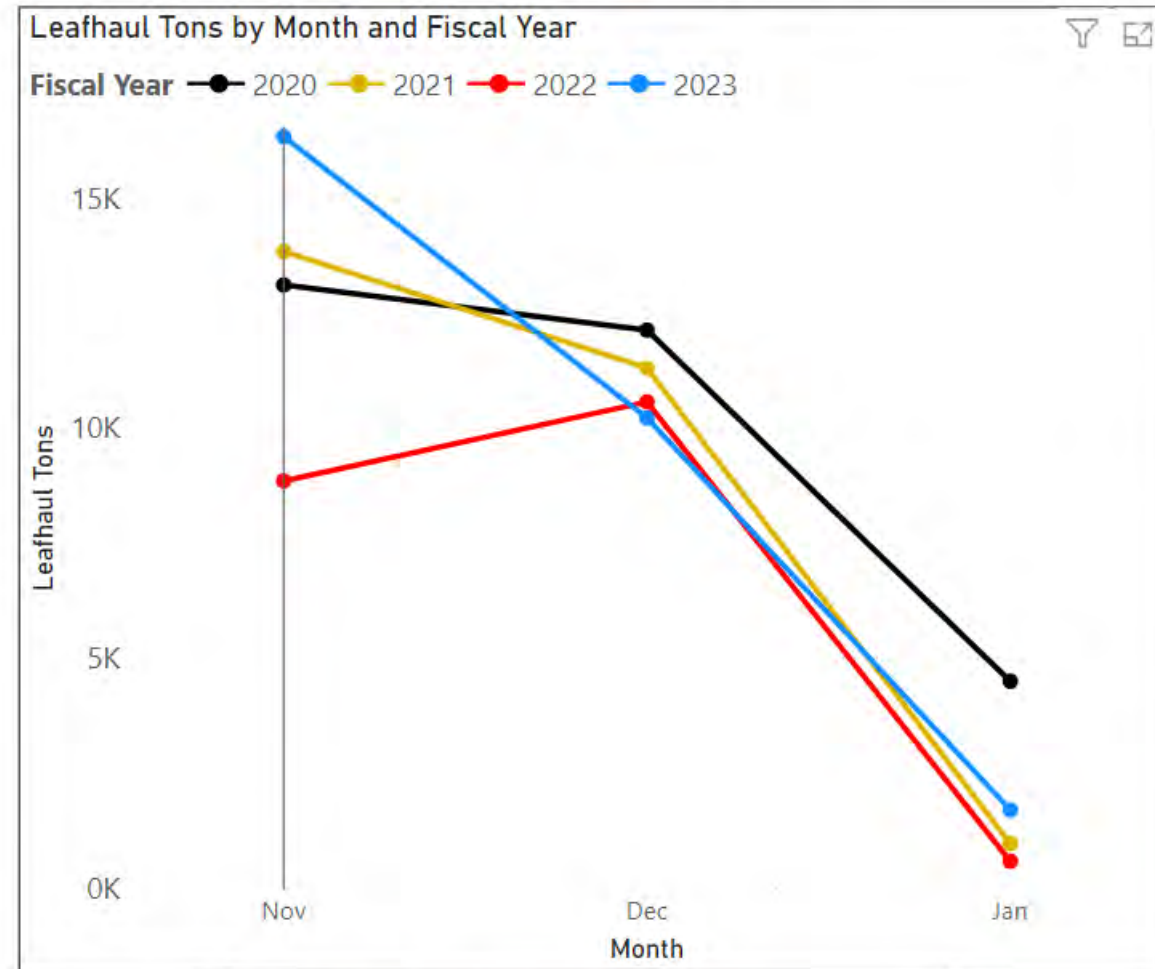
FY 2023 as of 3/12/2023



Fiscal Year	Jul	Aug	Sep	Oct	Nov	Dec	Jan	Feb	Mar	Apr	May	Jun
2020	3,175	3,119	3,903	3,678	13,103	12,121	4,487	924	3,493	5,751	4,890	5,018
2021	4,474	4,429	4,080	5,146	13,832	11,297	960	374	1,652	5,476	4,465	4,600
2022	3,983	3,472	4,269	4,180	10,178	10,561	575	932	2,665	4,352	4,301	5,356
2023	3,695	3,286	4,000	3,505	16,453	10,223	1,686	1,088	1,140			

Leaf Haul per Fiscal Year FY 2023 as of 3/10/2023

MCYTCF Incoming Tons by Month

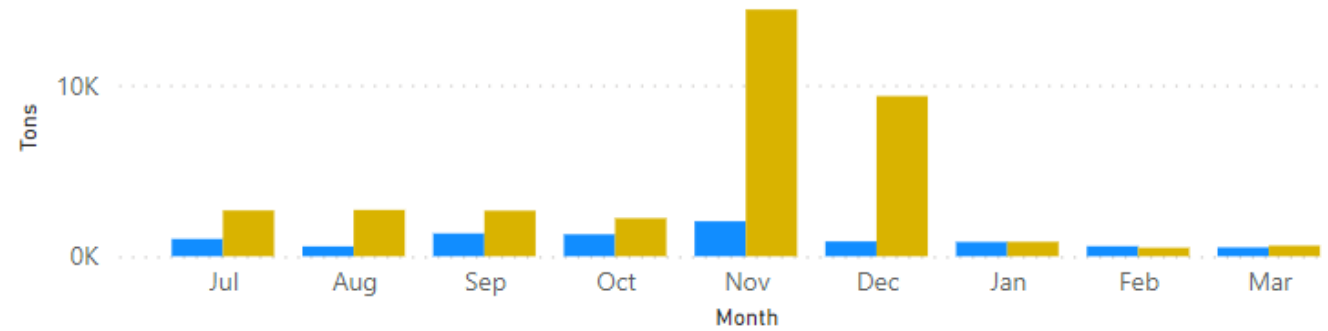


Month	2020	2021	2022	2023
Nov	13,103	13,832	8,843	16,327
Dec	12,121	11,297	10,561	10,210
Jan	4,487	960	575	1,686
Total	29,710	26,089	19,979	28,223

Tons of Yard Trim Received by Mode FY 2023 as of 3/10/2023

Tons by Mode, Month, FYTD

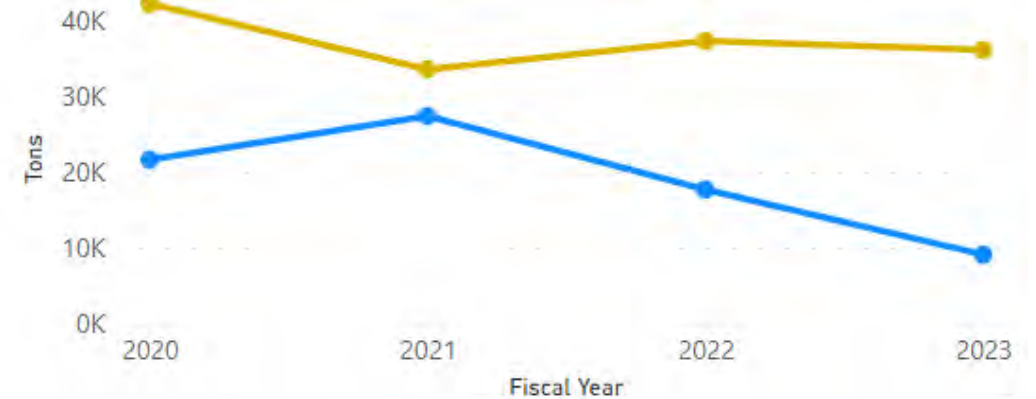
Vehicle Label (groups) ● Rail ● Truck



Tons by Mode, FY & FYTD

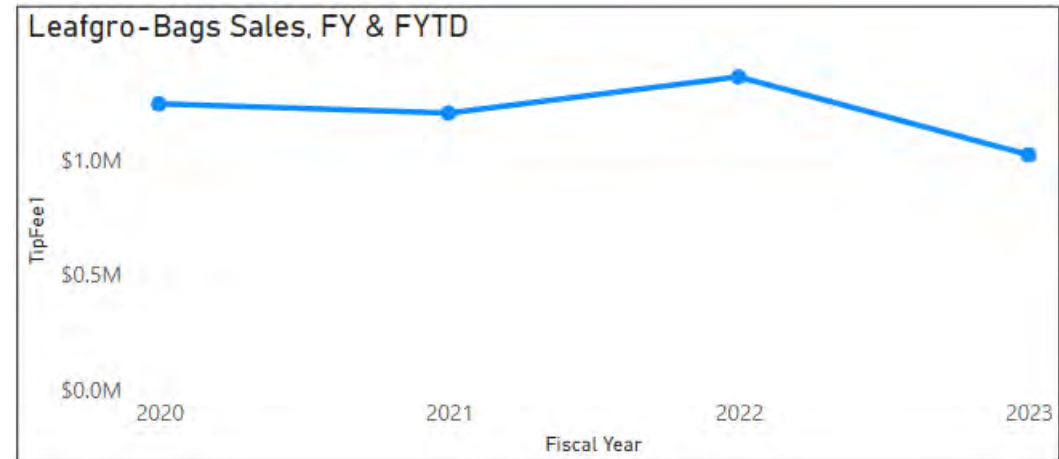
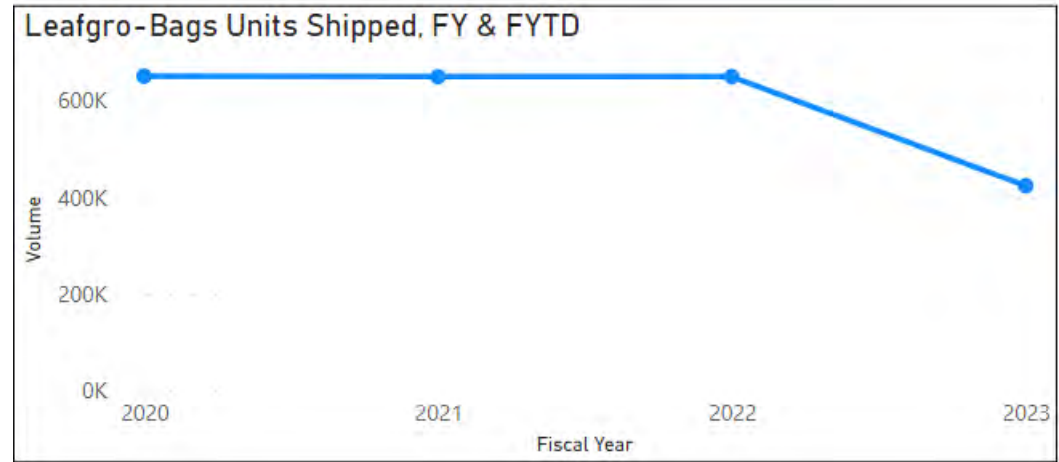
Vehicle Label (groups)

● Rail ● Truck

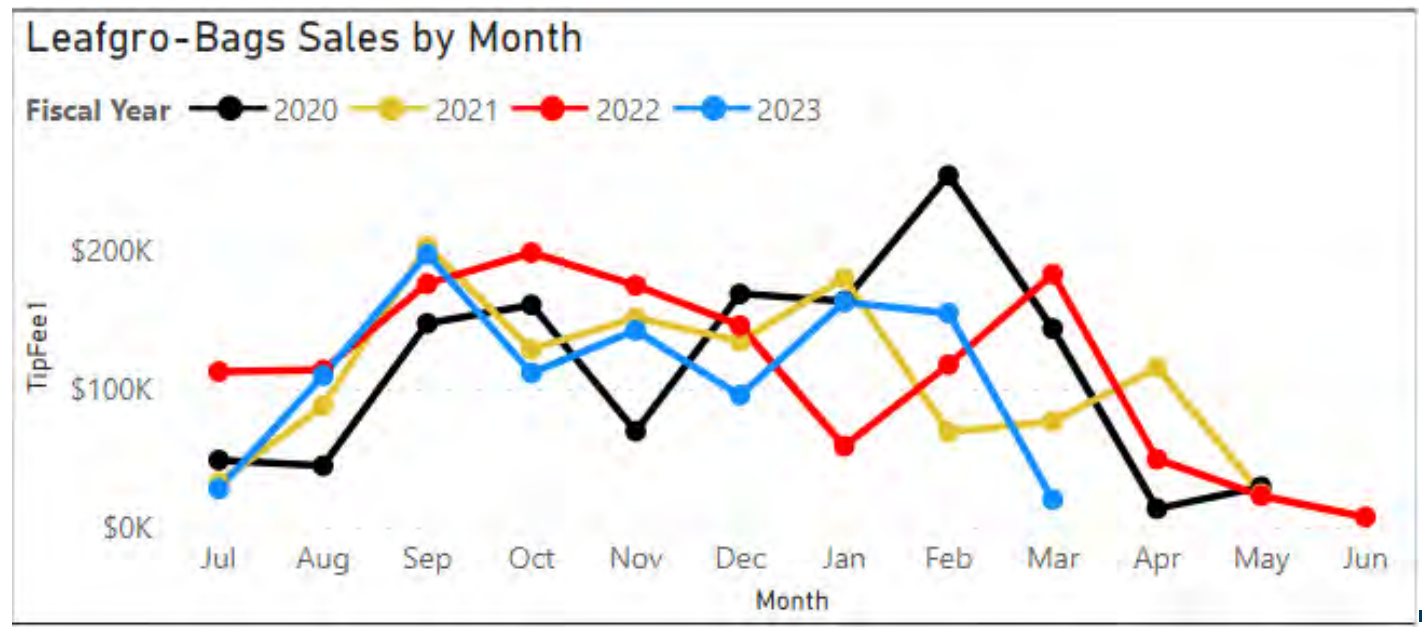
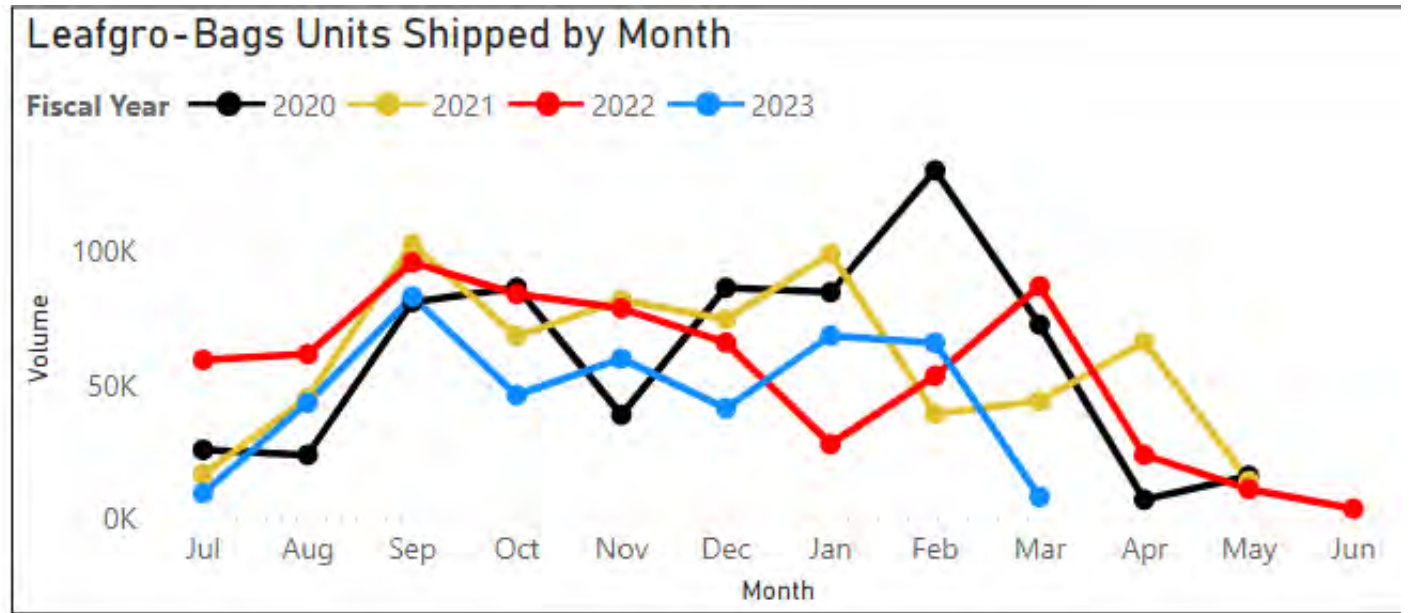


Vehicle Label	2020	2021	2022	2023
Truck	42,091	33,472	37,198	36,003
Rail	21,570	27,312	17,627	9,072
Total	63,661	60,784	54,824	45,075

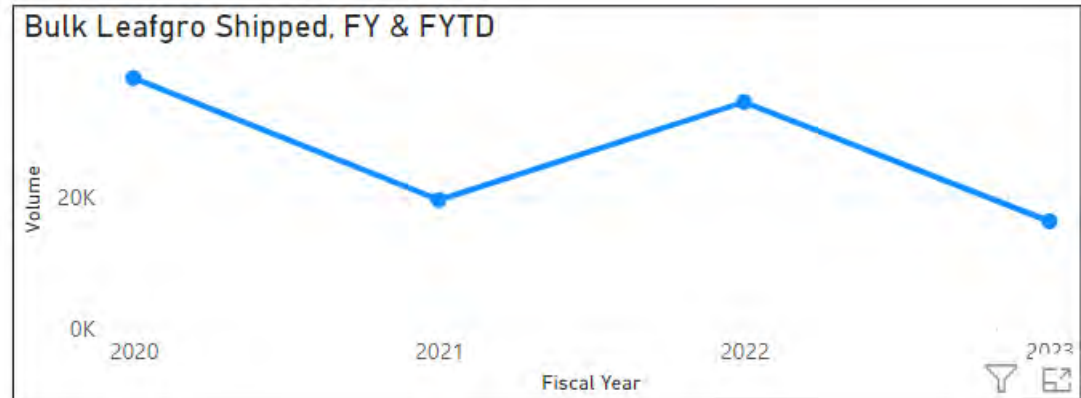
Leafgro® Bags Units Shipped & Sales per Fiscal Year FY 2023 as of 3/10/2023



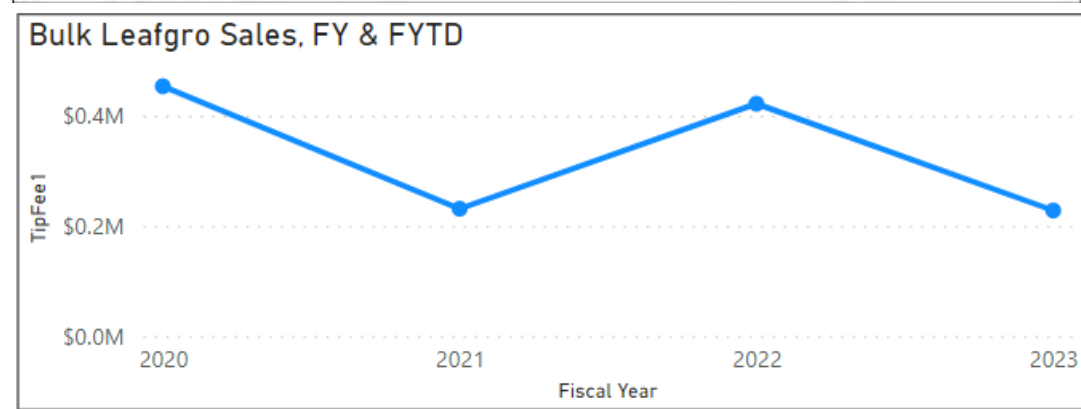
Leafgro® Bags Units Shipped & Sales per Month FY 2023 as of 3/10/2023



Bulk Leafgro® Yd³ Shipped & Sales per Fiscal Year FY 2023 as of 3/10/2023

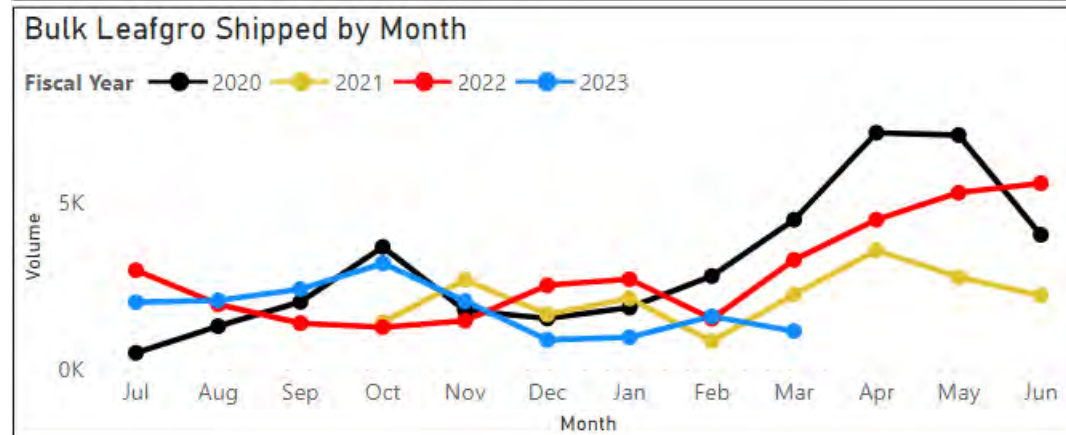


Material Label	2020	2021	2022	2023
Leafgro - OUT	37,925	19,431	28,540	16,200
Bulk Leafgro for Bags (Low Products)			5,744	

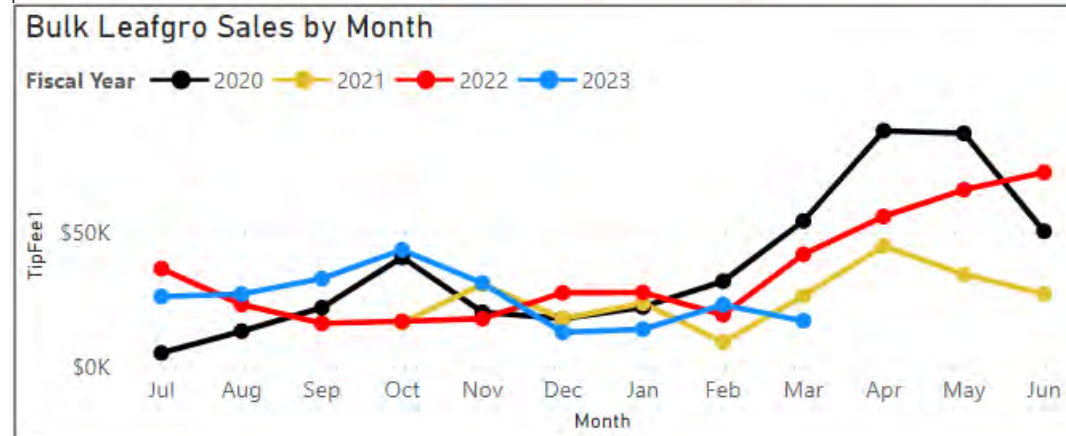


Material Label	2020	2021	2022	2023
Leafgro - OUT	\$453,368	\$231,098	\$369,996	\$227,971
Bulk Leafgro for Bags (Low Products)			\$51,696	

Bulk Leafgro® Yd³ Shipped & Sales per Month FY 2023 as of 3/10/2023



Material Label	ep	Oct	Nov	Dec	Jan	Feb	Mar	A
Bulk Leafgro for Bags (Lowe Products)			338	1,230	1,753	132	564	
Leafgro - OUT	7,786	9,480	7,584	5,315	5,850	6,582	10,558	1



Material Label	Nov	Dec	Jan	Feb	Mar	A
Bulk Leafgro for Bags (Lowe Products)	\$3,042	\$11,070	\$15,777	\$1,188	\$5,076	
Leafgro - OUT	6	\$97,149	\$65,255	\$71,846	\$82,300	\$134,794

STORMWATER POND MANAGEMENT



- Ponds sampled before discharge per NPDES permit requirements
- Biological Oxygen Demand (BOD)
 - The measure of how much oxygen is needed to breakdown organic matter in water; measured in mg/l
- Total Suspended Solids (TSS)
 - The measure of the total amount of suspended solids in the water column; measured in mg/l
- Power of Hydrogen (pH)
 - The measure of how acidic/basic water is. The ranges from 0 to 14, with 7 being neutral

OIL SPILLS

Overview:

Last quarter we saw an increase in small spills from contractors during leaf season. We continue to speak with contractors before they enter the site.

12/3/22 Leaf haul contractor

- Hydraulic fluid leak
- Estimated two gallons spilled

1/2/23 Row turner over filled

- Diesel Fuel spilled
- Estimated 3/4ths of a gallon spilled