

Montgomery County Yard Trim Compost Facility

DAFIG QUARTERLY REPORT

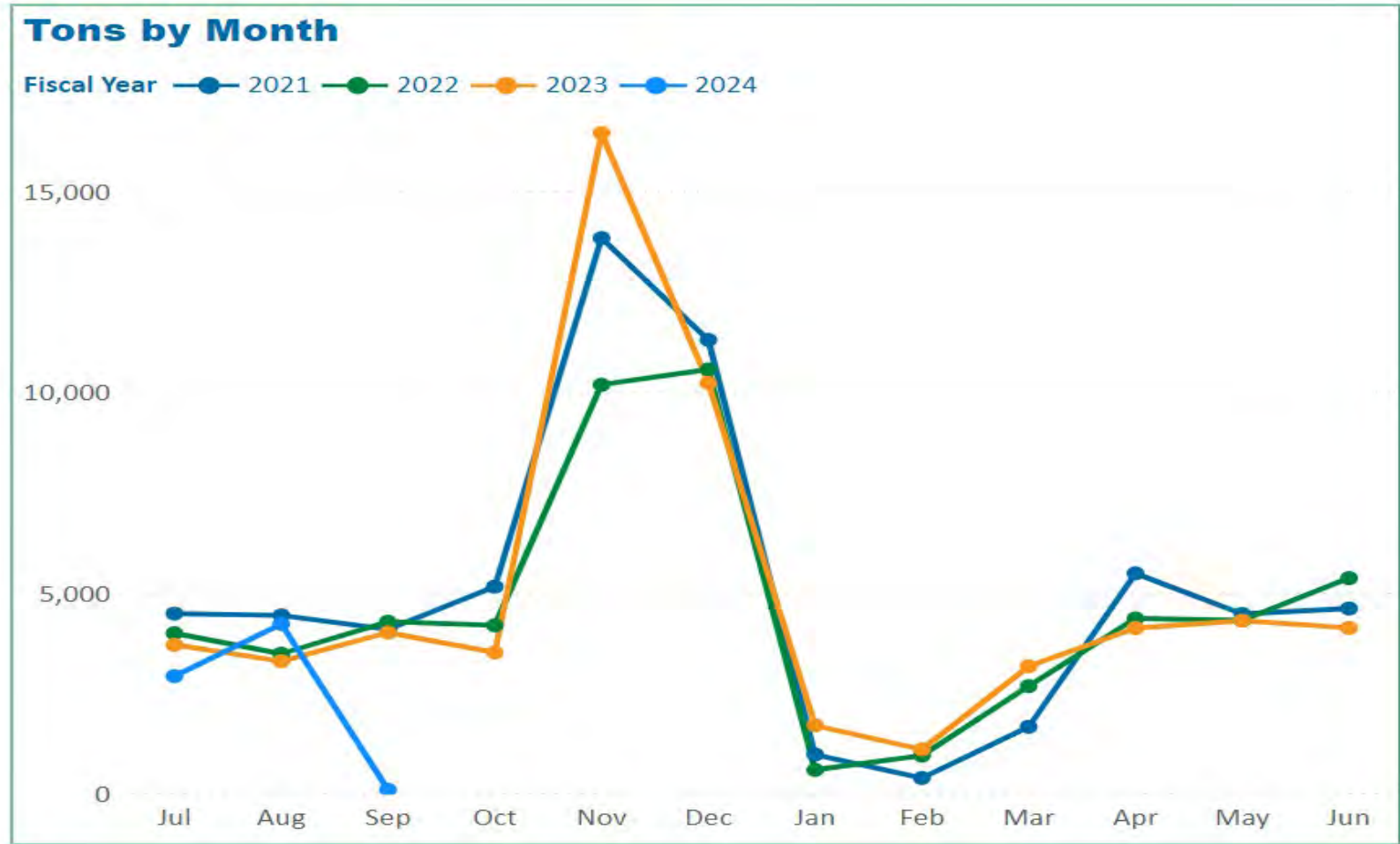
SEPTEMBER 12, 2023



DEPARTMENT OF
ENVIRONMENTAL
PROTECTION
MONTGOMERY COUNTY • MARYLAND

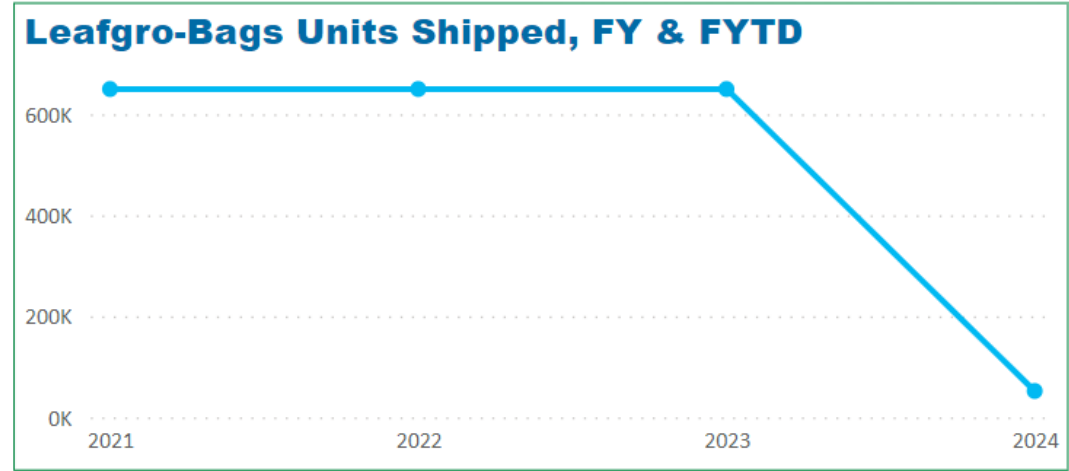


Tons of Yard Trim
Received
Per Month
FY 2023 as of 9/3/2023

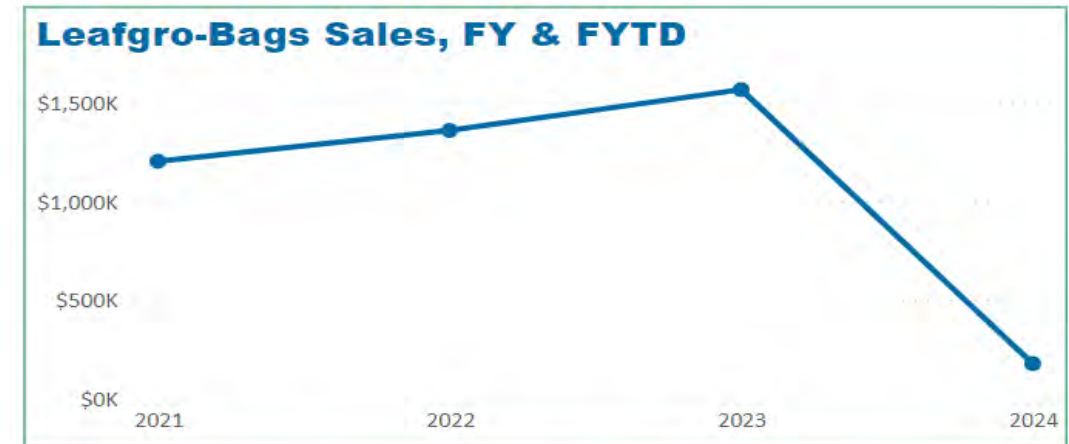


Fiscal Year	Jul	Aug	Sep	Oct	Nov	Dec	Jan	Feb	Mar	Apr	May	Jun
2024	2,913	4,214	80									
2023	3,695	3,286	4,000	3,505	16,453	10,223	1,686	1,088	3,158	4,114	4,298	4,116
2022	3,983	3,472	4,269	4,180	10,178	10,561	575	932	2,665	4,352	4,301	5,356
2021	4,474	4,429	4,080	5,146	13,832	11,297	960	374	1,652	5,476	4,465	4,600

Leafgro® Bags Units Shipped & Sales per Fiscal Year FY 2023 as of 9/3/2023



Material Label	2021	2022	2023	2024
Leafgro Bags 1.5	650,000	650,000	650,000	52,100



Material Label	2021	2022	2023	2024
Leafgro Bags 1.5	\$1,203,028	\$1,359,583	\$1,566,696	\$176,050

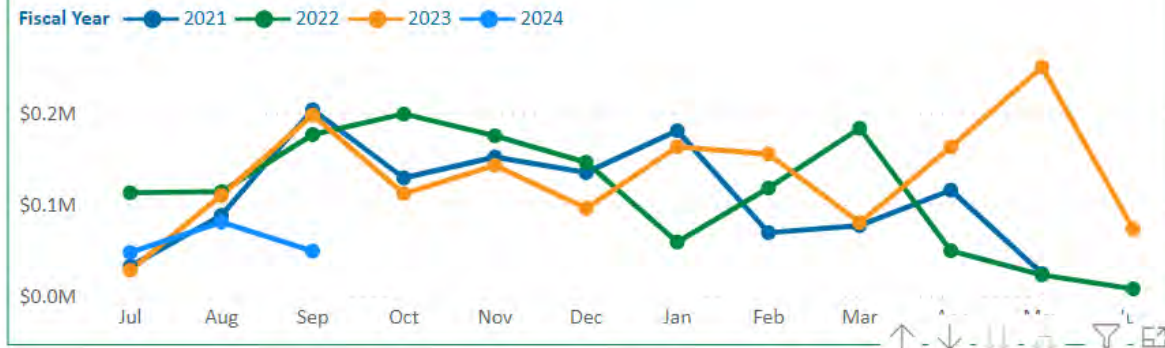
Leafgro® Bags Units Shipped & Sales per Month FY 2023 as of 9/3/2023

Leafgro-Bags Units Shipped by Month



Material Label	Jul	Aug	Sep	Oct	Nov	Dec	Jan	Feb	Mar	Apr	May	Jun
Leafgro Bags 1.5	104K	182K	302K	198K	220K	181K	195K	158K	163K	156K	129K	34K

Leafgro-Bags Sales by Month



Material Label	Aug	Sep	Oct	Nov	Dec	Jan	Feb	Mar	Apr	May	Jun
Leafgro Bags 1.5	\$391K	\$625K	\$439K	\$469K	\$376K	\$402K	\$341K	\$339K	\$327K	\$297K	\$80K

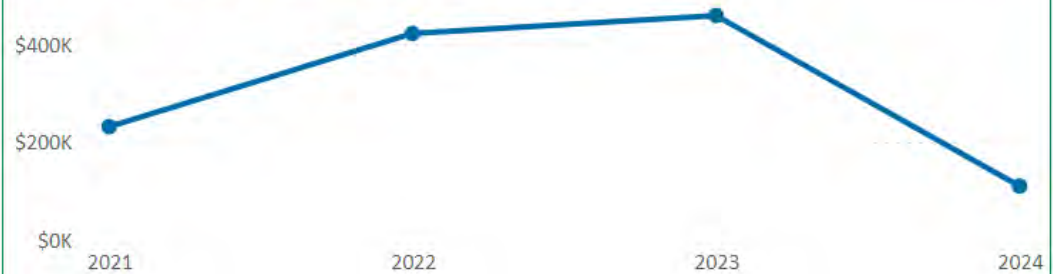
Bulk Leafgro® Yd³ Shipped & Sales per Fiscal Year FY 2023 as of 9/7/2023

Bulk Leafgro Shipped, FY & FYTD



Material Label	2021	2022	2023	2024
Leafgro - OUT	19,431	28,540	31,572	7,409
Bulk Leafgro for Bags (Lowe Products)		5,744		

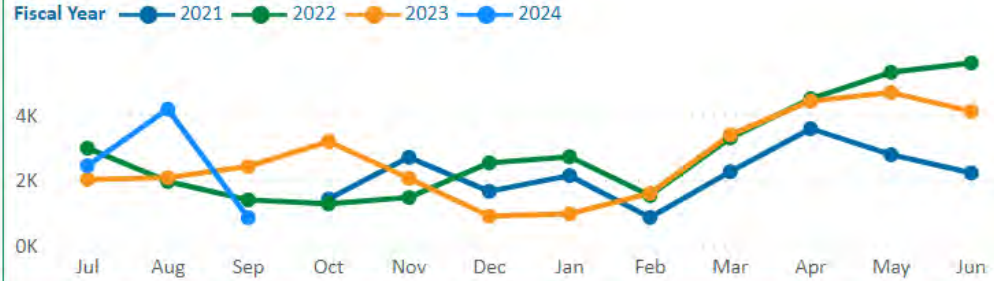
Bulk Leafgro Sales, FY & FYTD



Material Label	2021	2022	2023	2024
Leafgro - OUT	\$231,098	\$369,996	\$458,251	\$109,666
Bulk Leafgro for Bags (Lowe Products)		\$51,696		

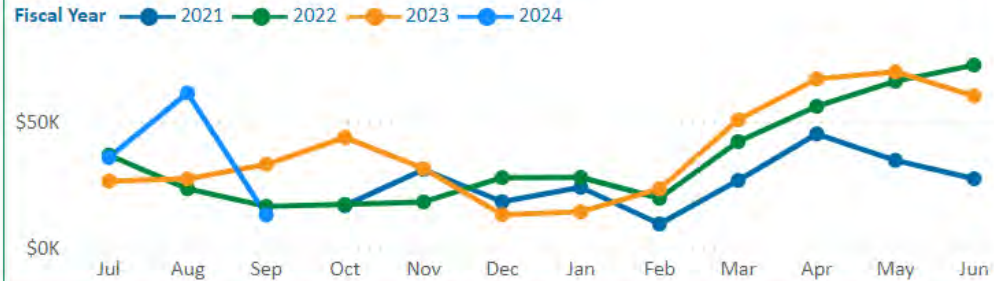
Bulk Leafgro® Yd³ Shipped & Sales per Month FY 2023 as of 9/7/2023

Bulk Leafgro Shipped by Month



Material Label	Jul	Aug	Sep	Oct	Nov	Dec	Jan	Feb	Mar
Bulk Leafgro for Bags (Low Products)					338	1,230	1,753	132	564
Leafgro - OUT	7,385	8,149	4,608	5,821	5,825	3,797	4,010	3,795	8,315

Bulk Leafgro Sales by Month



Material Label	Jul	Aug	Sep	Oct	Nov	Dec	Jan
Leafgro - OUT	\$98,340	\$111,580	\$61,732	\$76,903	\$76,831	\$47,346	\$49,616
Bulk Leafgro for Bags (Low Products)					\$3,042	\$11,070	\$15,777

STORMWATER POND MANAGEMENT



- Ponds sampled before discharge per NPDES permit requirements
- Biological Oxygen Demand (BOD)
 - The measure of how much oxygen is needed to breakdown organic matter in water; measured in mg/l
- Total Suspended Solids (TSS)
 - The measure of the total amount of suspended solids in the water column; measured in mg/l
- Power of Hydrogen (pH)
 - The measure of how acidic/basic water is. The ranges from 0 to 14, with 7 being neutral

FLUID SPILLS

Overview:

We experienced two spills during the period of June – August 2023

6/21/23 MES Loader

- Pinched hydraulic hose on a new loader spilled fluid under the pavilion
- Estimated ¼ gallon spilled and was contained on the asphalt

7/24/23 Contract Trucker

- Shut off valve came off of the hydraulic tank while unhooking the trailer
- Estimated 30 gallon spilled and contained