

# Montgomery County Yard Trim Compost Facility

## DAFIG QUARTERLY REPORT

DECEMBER 12, 2023



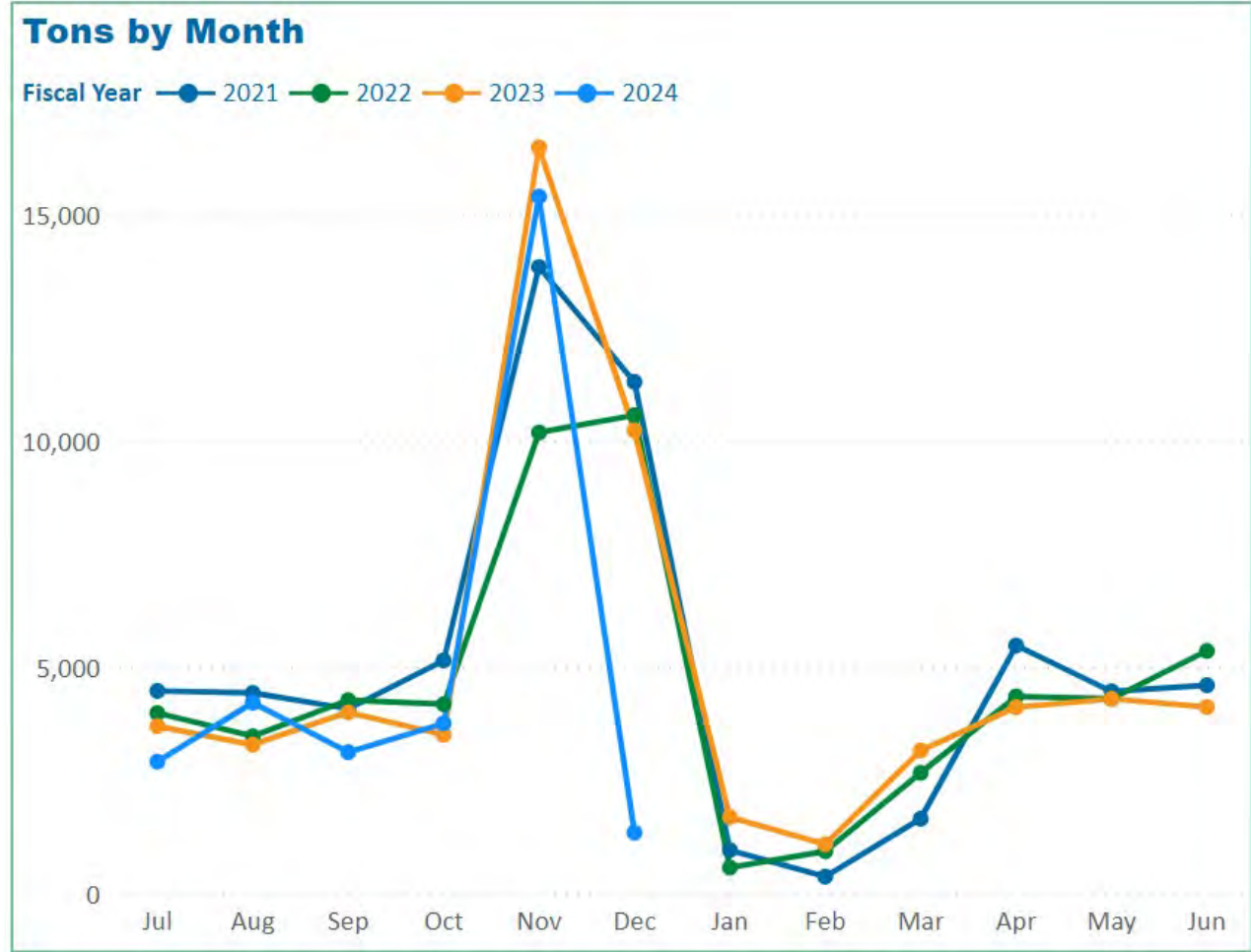
DEPARTMENT OF  
ENVIRONMENTAL  
PROTECTION  
MONTGOMERY COUNTY • MARYLAND



# Tons of Yard Trim Received Per Month

FY 2024 as of 12/4/2023

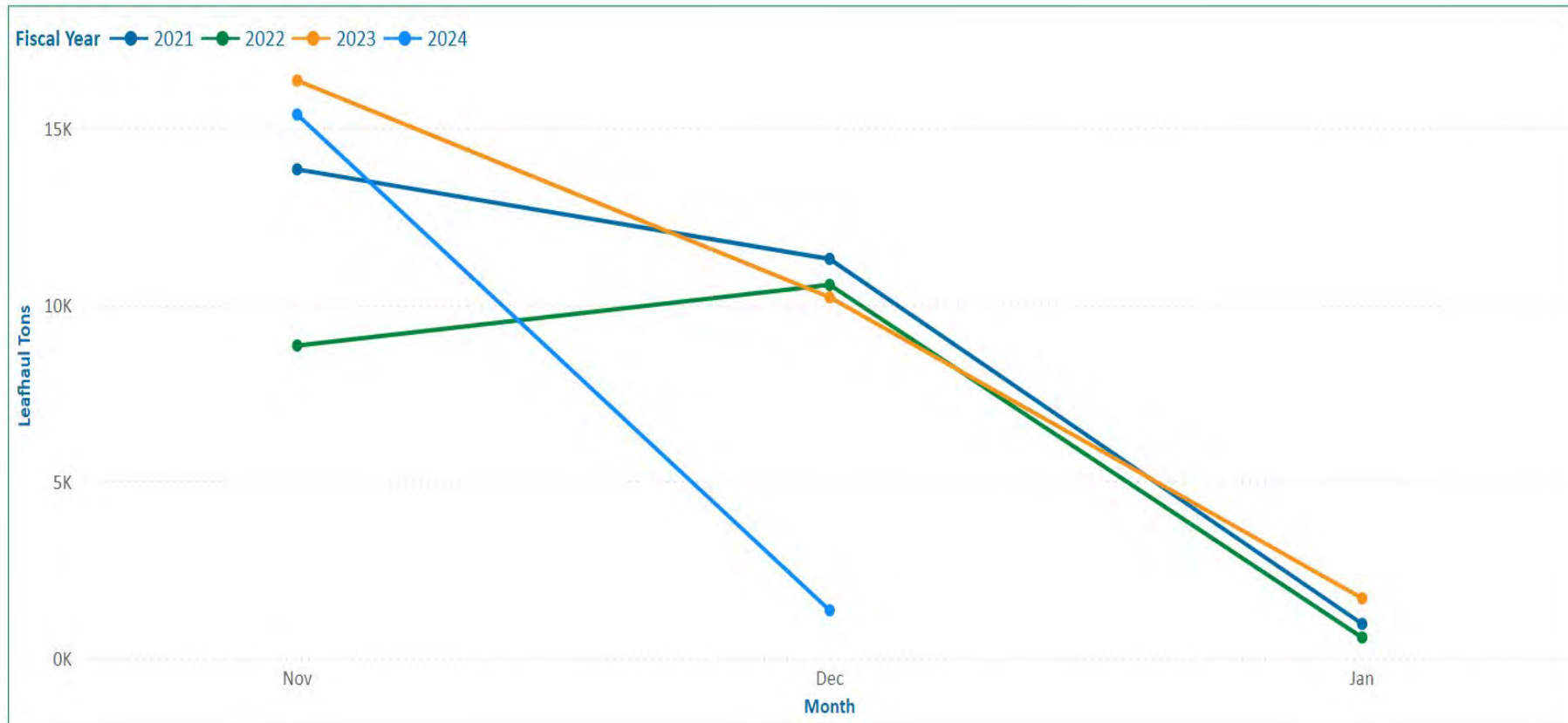
**MCYTCF Incoming Tons - In FYTD: 12/04/2023**



Fiscal Year	Jul	Aug	Sep	Oct	Nov	Dec	Jan	Feb	Mar	Apr	May	Jun
2024	2,913	4,214	3,120	3,756	15,386	1,345						
2023	3,695	3,286	4,000	3,505	16,474	10,223	1,686	1,088	3,158	4,114	4,298	4,116
2022	3,983	3,472	4,269	4,180	10,178	10,561	575	932	2,665	4,352	4,301	5,356
2021	4,474	4,429	4,080	5,146	13,832	11,297	960	374	1,652	5,476	4,465	4,600

# Leafhaul Tons in by Month per Fiscal Year

FY 2024 as of 12/4/2023

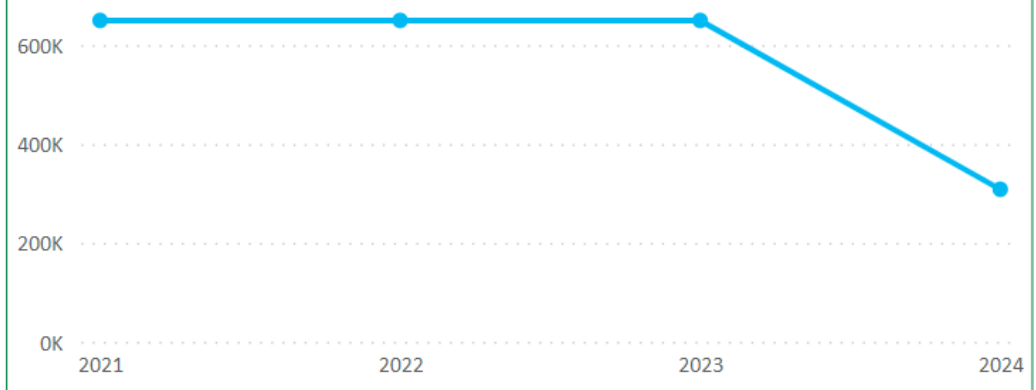


Month	2021	2022	2023	2024
Nov	13,832	8,843	16,348	15,386
Dec	11,297	10,561	10,210	1,345
Jan	960	575	1,686	
<b>Total</b>	<b>26,089</b>	<b>19,979</b>	<b>28,244</b>	<b>16,731</b>

# Leafgro® Bags Units Shipped & Sales per Fiscal Year FY 2024 as of 12/4/2023

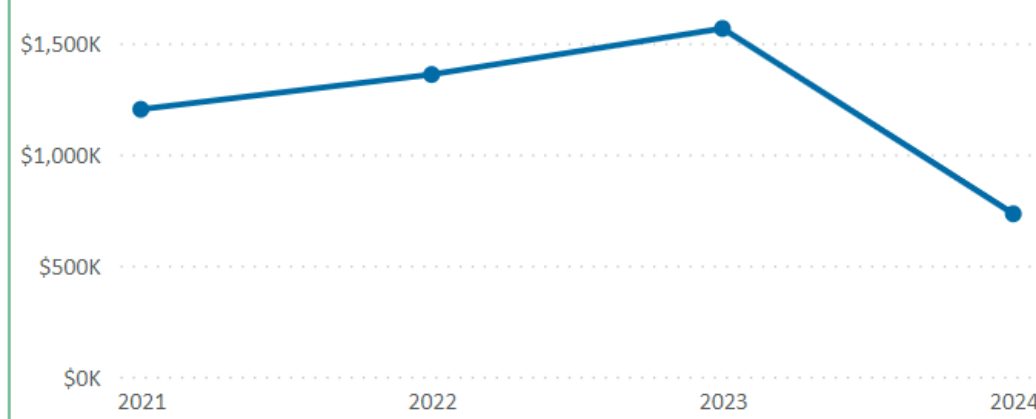
**MCYTCF Leafgro-Bags FYTD: 12/04/2023**

**Leafgro-Bags Units Shipped, FY & FYTD**



Material Label	2021	2022	2023	2024
Leafgro Bags 1.5	650,000	650,000	650,000	308,550

**Leafgro-Bags Sales, FY & FYTD**



Material Label	2021	2022	2023	2024
Leafgro Bags 1.5	\$1,203,028	\$1,359,583	\$1,566,696	\$732,605

# Leafgro® Bags Units Shipped & Sales per Month FY 2024 as of 12/4/2023

### Leafgro-Bags Units Shipped by Month



Material Label	Jul	Aug	Sep	Oct	Nov	Dec	Jan	Feb	Mar	Apr	May	Jun
Leafgro Bags 1.5	104K	182K	392K	288K	272K	186K	195K	158K	163K	156K	129K	34K

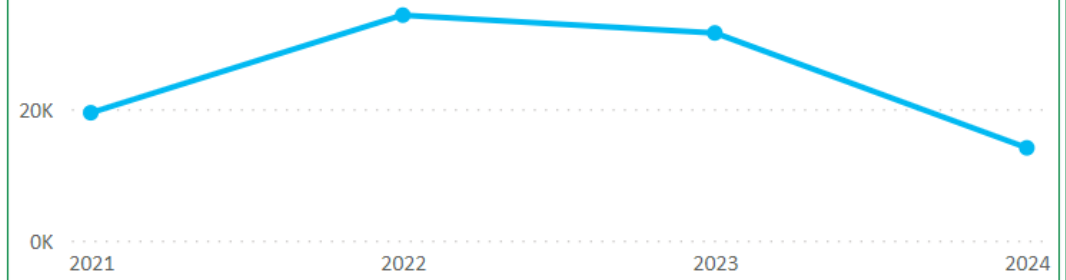
### Leafgro-Bags Sales by Month



Material Label	Jul	Aug	Sep	Oct	Nov	Dec	Jan	Feb	Mar	Apr	May
Leafgro Bags 1.5	\$219K	\$391K	\$836K	\$650K	\$592K	\$386K	\$402K	\$341K	\$339K	\$327K	\$297K

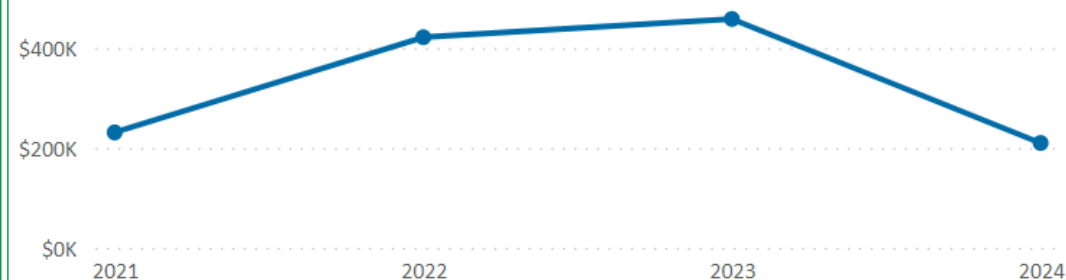
# Bulk Leafgro® Yd<sup>3</sup> Shipped & Sales per Fiscal Year FY 2024 as of 12/4/2023

**Bulk Leafgro Shipped, FY & FYTD**



Material Label	2021	2022	2023	2024
Leafgro - OUT	19,431	28,540	31,572	14,094
Bulk Leafgro for Bags (Lowe Products)		5,744		
<b>Total</b>	<b>19,431</b>	<b>34,284</b>	<b>31,572</b>	<b>14,094</b>

**Bulk Leafgro Sales, FY & FYTD**

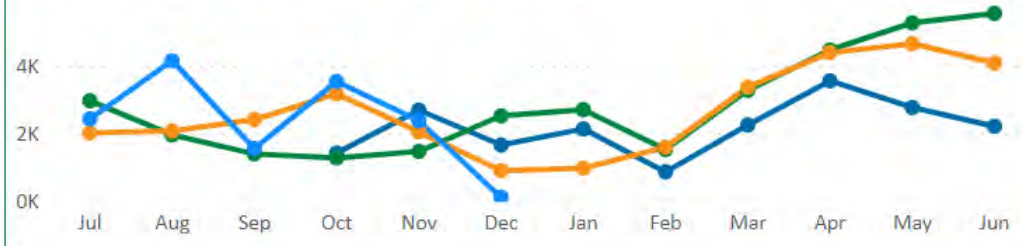


Material Label	2021	2022	2023	2024
Leafgro - OUT	\$231,098	\$369,996	\$458,251	\$209,980
Bulk Leafgro for Bags (Lowe Products)		\$51,696		

# Bulk Leafgro® Yd³ Shipped & Sales per Month FY 2024 as of 12/5/2023

## Bulk Leafgro Shipped by Month

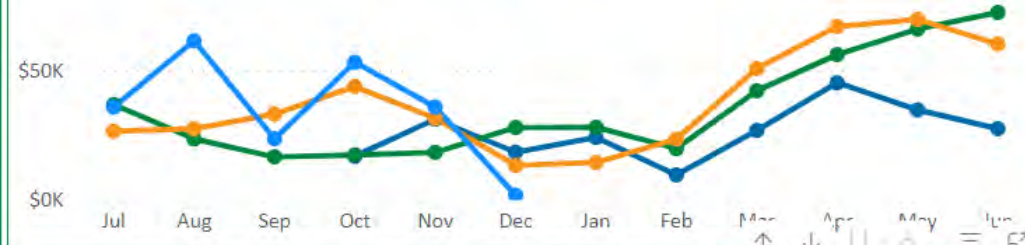
Fiscal Year ● 2021 ● 2022 ● 2023 ● 2024



Material Label	Oct	Nov	Dec	Jan	Feb	Mar	Apr	May	Jun
Bulk Leafgro for Bags (Lowe Products)		338	1,230	1,753	132	564	916	811	
Leafgro - OUT	9,355	8,188	3,880	4,010	3,795	8,315	11,508	11,891	11,848

## Bulk Leafgro Sales by Month

Fiscal Year ● 2021 ● 2022 ● 2023 ● 2024



Material Label	Oct	Nov	Dec	Jan	Feb	Mar	Apr
Leafgro - OUT	\$129,917	\$112,411	\$48,588	\$49,616	\$50,411	\$113,909	\$159,711
Bulk Leafgro for Bags (Lowe Products)		\$3,042	\$11,070	\$15,777	\$1,188	\$5,076	\$8,111

# STORMWATER POND MANAGEMENT



- Ponds sampled before discharge per NPDES permit requirements
- Biological Oxygen Demand (BOD)
  - The measure of how much oxygen is needed to breakdown organic matter in water; measured in mg/l
- Total Suspended Solids (TSS)
  - The measure of the total amount of suspended solids in the water column; measured in mg/l
- Power of Hydrogen (pH)
  - The measure of how acidic/basic water is. The ranges from 0 to 14, with 7 being neutral























# FLUID SPILLS

## Overview:

We experienced two spills during the period of October – December 2023

### 11/7/23 MES LOADER

- Hydraulic line failure
- Estimated 2 gallon spilled and was contained on the asphalt

### 11/15/23 LEAF HAUL CONTRACT TRUCKER

- Pinched hydraulic hose spilled oil
- Estimated 30 gallon spilled and was contained on the asphalt