

Montgomery County Yard Trim Compost Facility

DAFIG QUARTERLY REPORT

JUNE 10, 2025

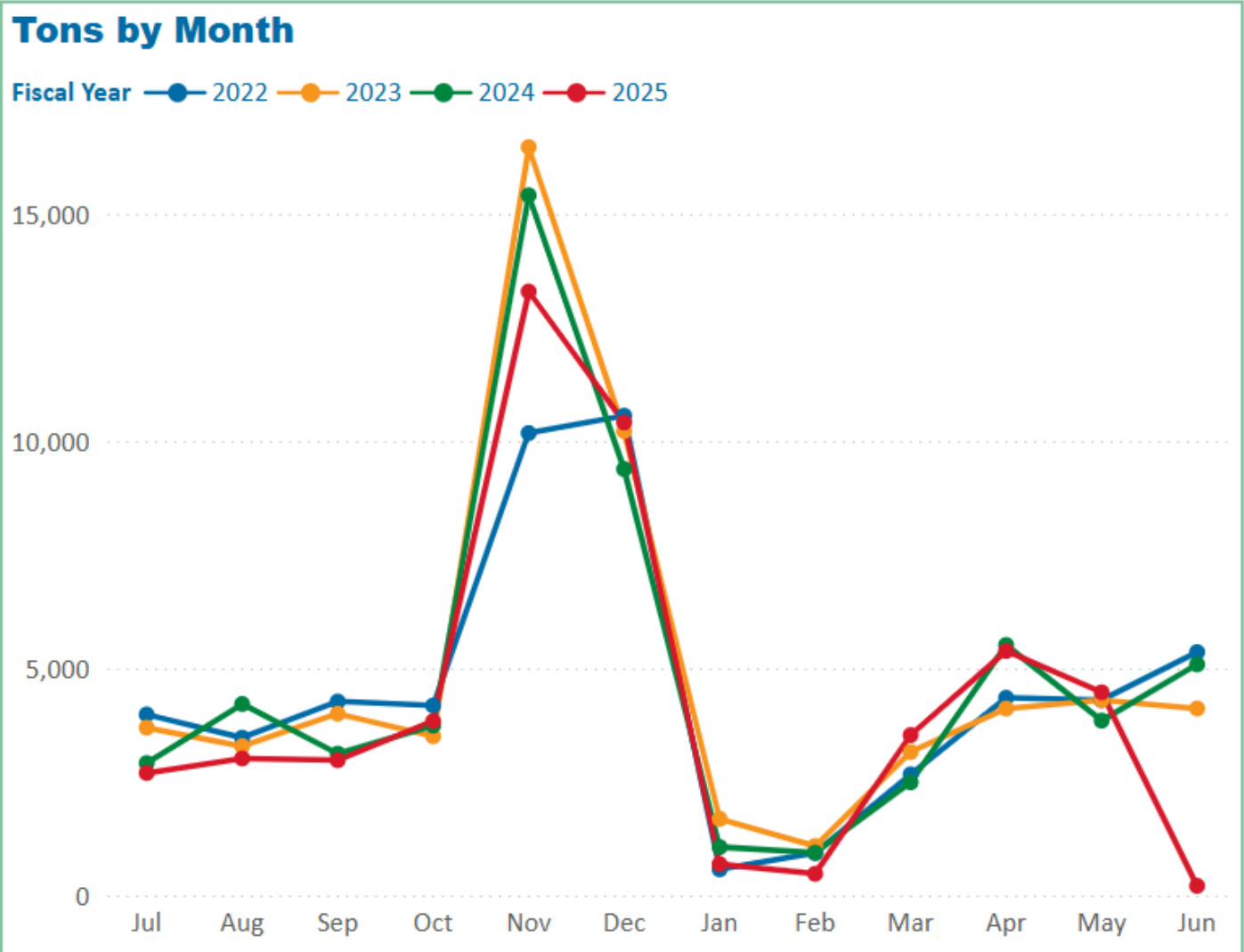


DEPARTMENT OF
**ENVIRONMENTAL
PROTECTION**
MONTGOMERY COUNTY • MARYLAND



Tons of Yard Trim Received By Fiscal Year

FY 2025 as of 6/1/2025

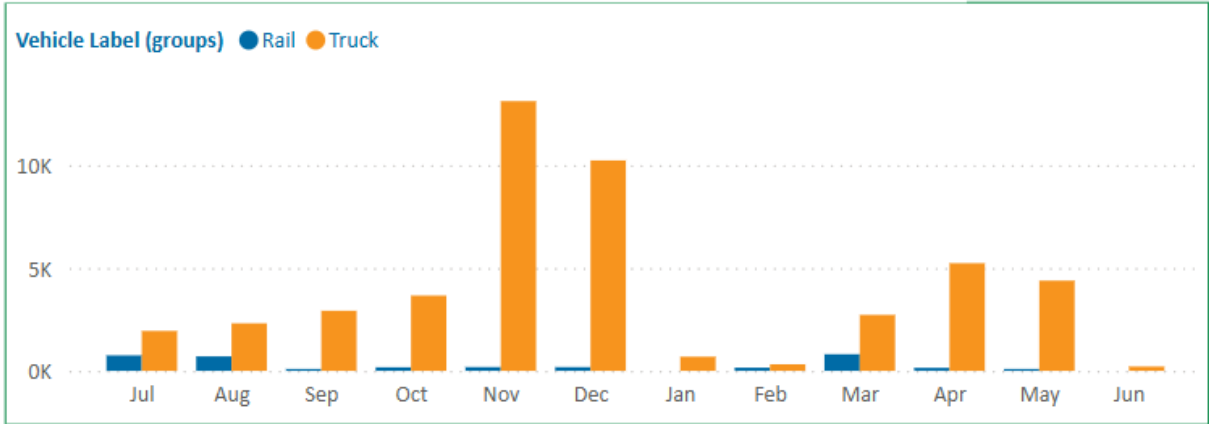


Total Tons by FY

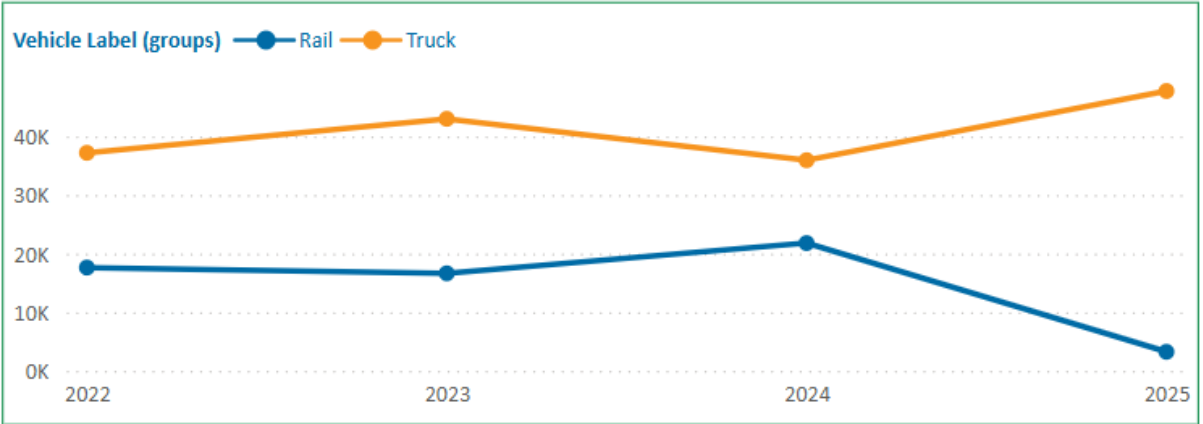
2022	2023	2024	2025
54,824	59,640	57,730	50,993

Fiscal Year	Jul	Aug	Sep	Oct	Nov	Dec	Jan	Feb	Mar	Apr	May	Jun
2025	2,696	3,016	2,978	3,836	13,294	10,412	689	477	3,531	5,381	4,472	211
2024	2,913	4,214	3,120	3,738	15,413	9,385	1,064	943	2,491	5,513	3,849	5,086
2023	3,695	3,286	4,000	3,505	16,474	10,223	1,686	1,088	3,158	4,114	4,298	4,116
2022	3,983	3,472	4,269	4,180	10,178	10,561	575	932	2,665	4,352	4,301	5,356

MCYTCF Incoming Tons by Mode FYTD: 06/01/2025

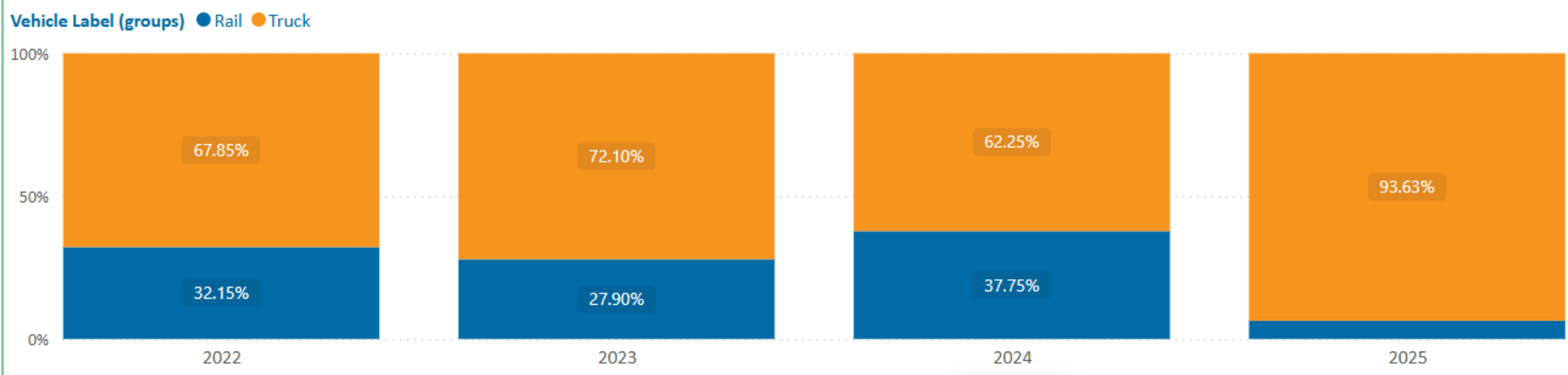


Vehicle Label	Aug	Sep	Oct	Nov	Dec	Jan	Feb	Mar	Apr	May	Jun
Rail	705	56	175	184	182		155	809	147	84	
Truck	2,311	2,922	3,662	13,110	10,229	689	322	2,722	5,235	4,387	211
Total	3,016	2,978	3,836	13,294	10,412	689	477	3,531	5,381	4,472	211



Vehicle Label	2022	2023	2024	2025
Truck	37,198	42,999	35,936	47,742
Rail	17,627	16,641	21,793	3,251
Total	54,824	59,640	57,730	50,993

Percentage Incoming Mode, FY & FYTD

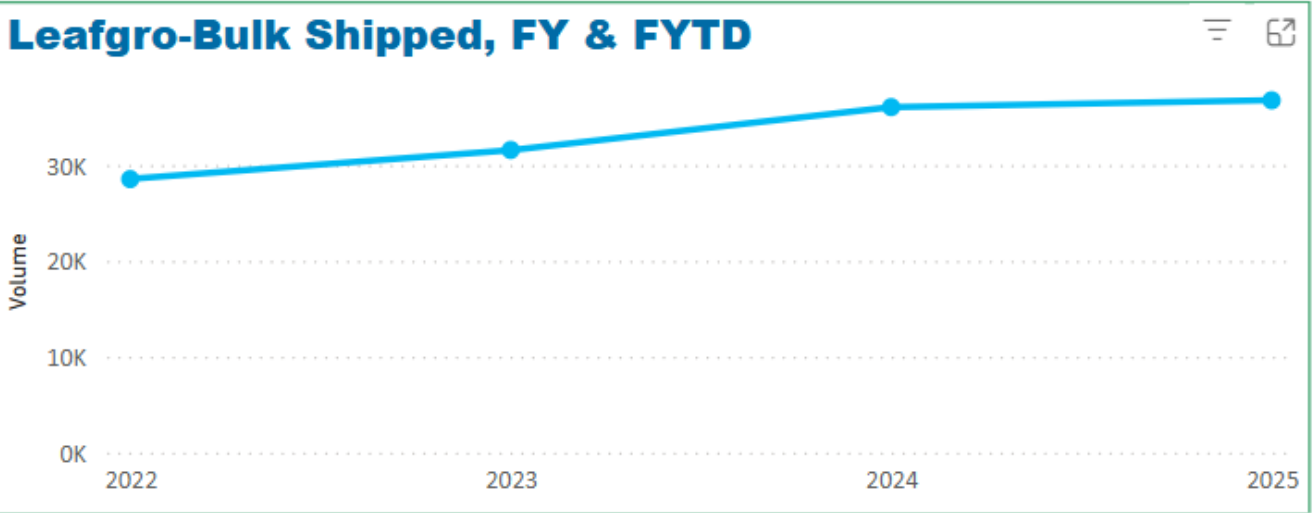


entry	Material Label
100	Leaves - IN
110	Yard Trim - IN

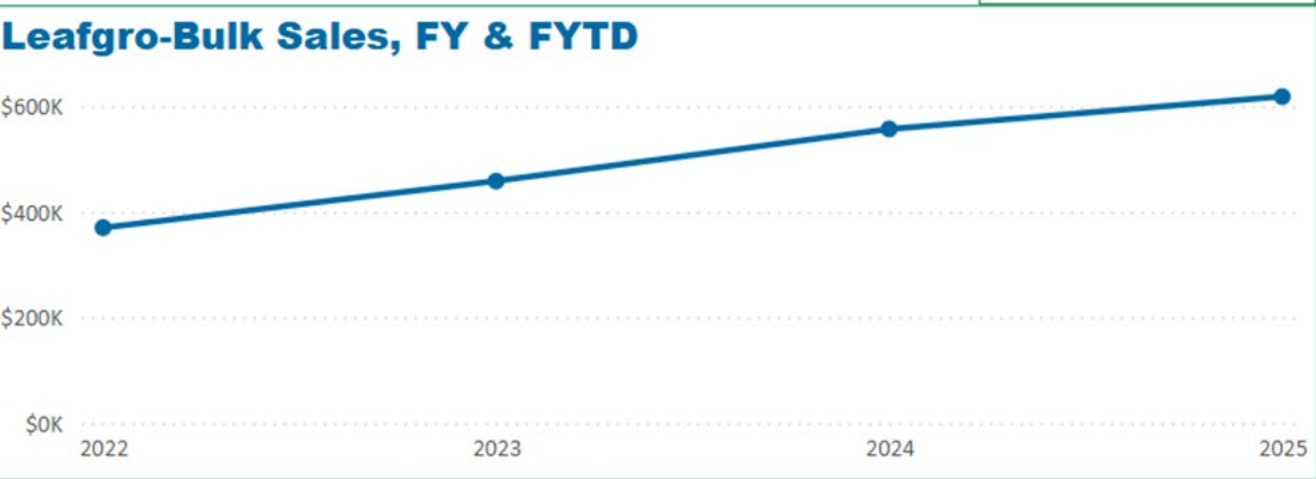
Bulk Leafgro® Yd³ Shipped & Sales per Fiscal Year

FY 2025 as of 6/1/2025

MCYTCF Bulk Leafgro Units and Sales FYTD: 06/01/2025



Material Label	2022	2023	2024	2025
Leafgro - OUT	28,540	31,572	36,049	36,756

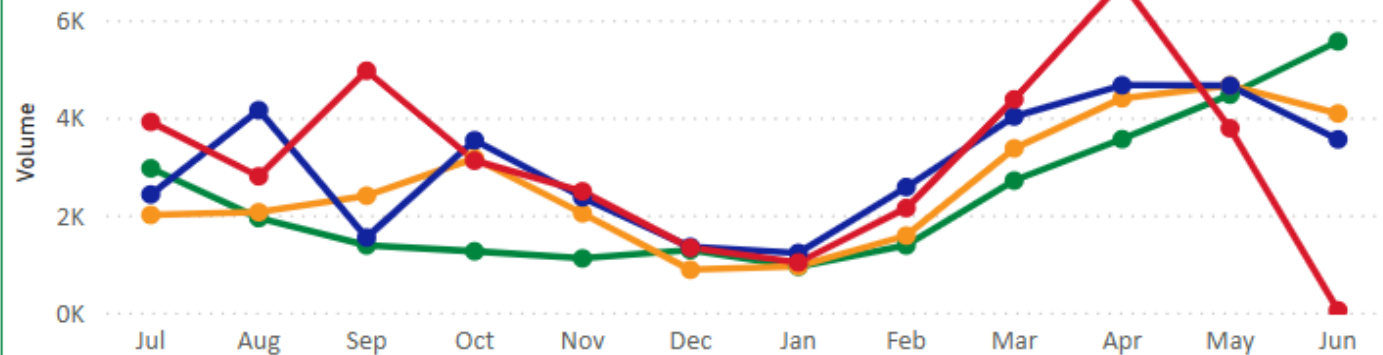


Material Label	2022	2023	2024	2025
Leafgro - OUT	\$369,996	\$458,251	\$556,958	\$618,305

Bulk Leafgro® Yd³ Shipped & Sales per Month FY 2025 as of 6/2/2025

Leafgro-Bulk Shipped by Month

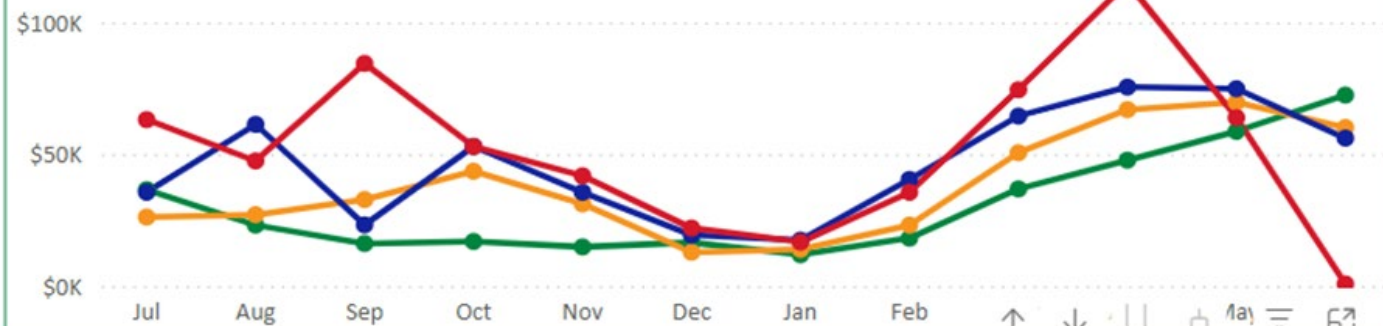
Fiscal Year ● 2022 ● 2023 ● 2024 ● 2025



Material Label	p	Oct	Nov	Dec	Jan	Feb	Mar	Apr	May	Jun
Leafgro - OUT	74	11,070	7,997	4,830	4,141	7,672	14,472	19,402	17,570	13,246

Leafgro-Bulk Sales by Month

Fiscal Year ● 2022 ● 2023 ● 2024 ● 2025



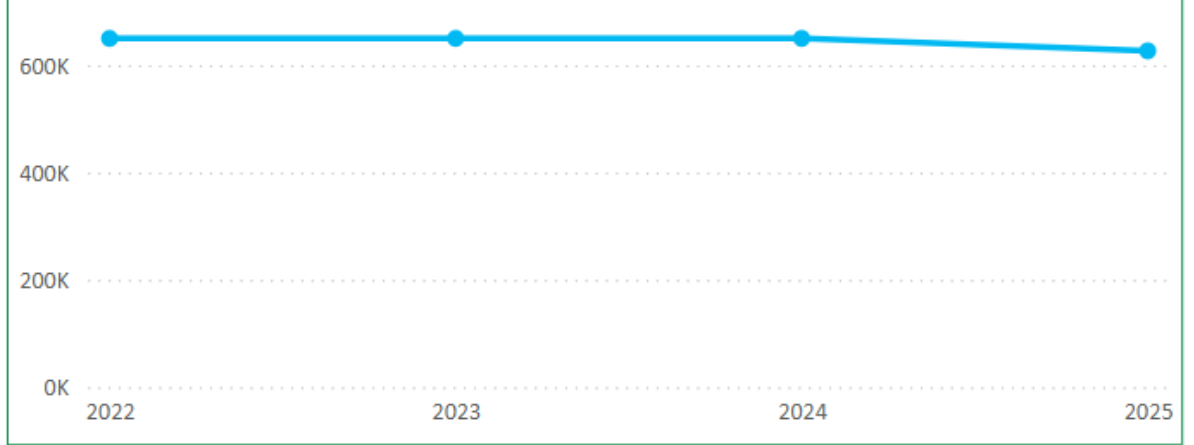
Material Label	Nov	Dec	Jan	Feb	Mar	Apr	May	Jun
Leafgro - OUT	23,465	\$70,761	\$60,021	\$117,332	\$226,404	\$305,224	\$267,184	\$189,528

Bagged Leafgro® Units Shipped & Sales per Fiscal Year

FY 2025 as of 6/1/2025

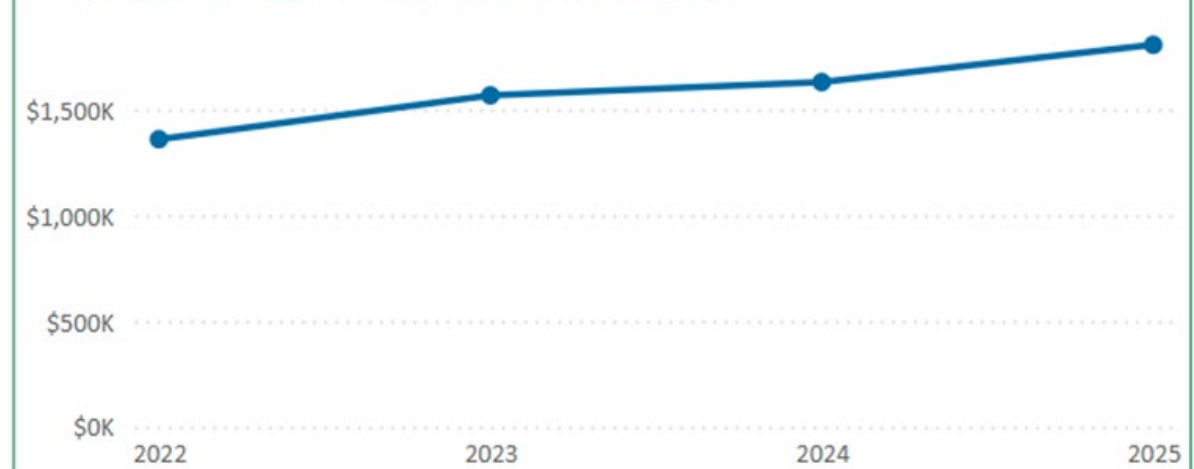
MCYTCF Leafgro-Bags, FYTD: 06/01/2025

Leafgro-Bags Units Shipped, FY & FYTD



Material Label	2022	2023	2024	2025
Leafgro Bags 1.5	650,000	650,000	650,000	626,800

Leafgro-Bags Sales, FY & FYTD



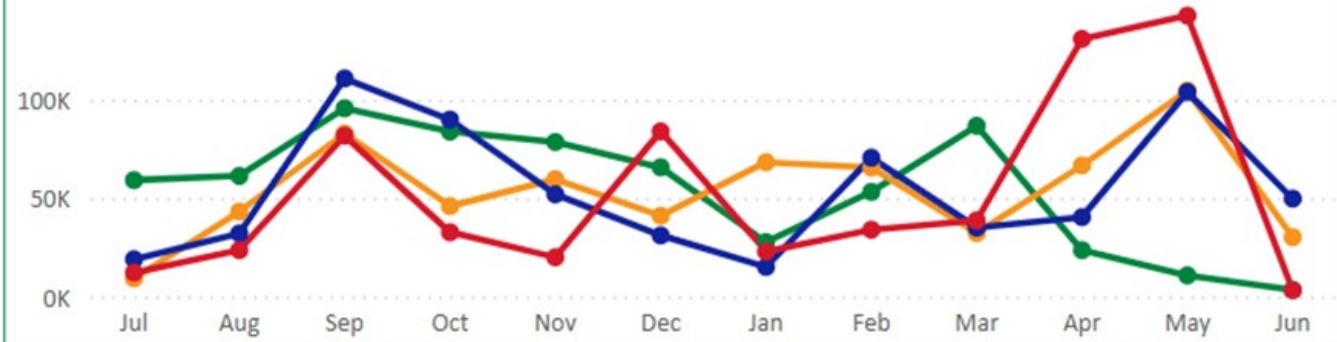
Material Label	2022	2023	2024	2025
Leafgro Bags 1.5	\$1,359,583	\$1,566,696	\$1,629,293	\$1,805,360

Bagged Leafgro® Units Shipped & Sales per Month

FY 2025 as of 6/2/2025

Leafgro-Bags Units Shipped by Month

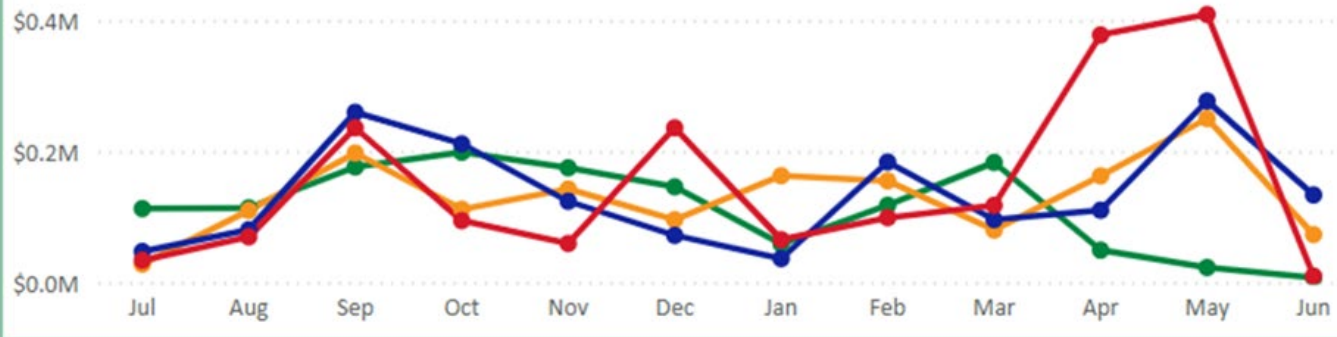
Fiscal Year ● 2022 ● 2023 ● 2024 ● 2025



Material Label	Jul	Aug	Sep	Oct	Nov	Dec	Jan	Feb	Mar	Apr	May	Jun
Leafgro Bags 1.5	100K	160K	371K	253K	210K	222K	134K	223K	193K	262K	362K	87K

Leafgro-Bags Sales by Month

Fiscal Year ● 2022 ● 2023 ● 2024 ● 2025



Material Label	Aug	Sep	Oct	Nov	Dec	Jan	Feb	Mar	Apr	May	Jun
Leafgro Bags 1.5	\$373K	\$869K	\$615K	\$500K	\$549K	\$323K	\$555K	\$476K	\$699K	\$958K	\$223K

STORMWATER POND MANAGEMENT

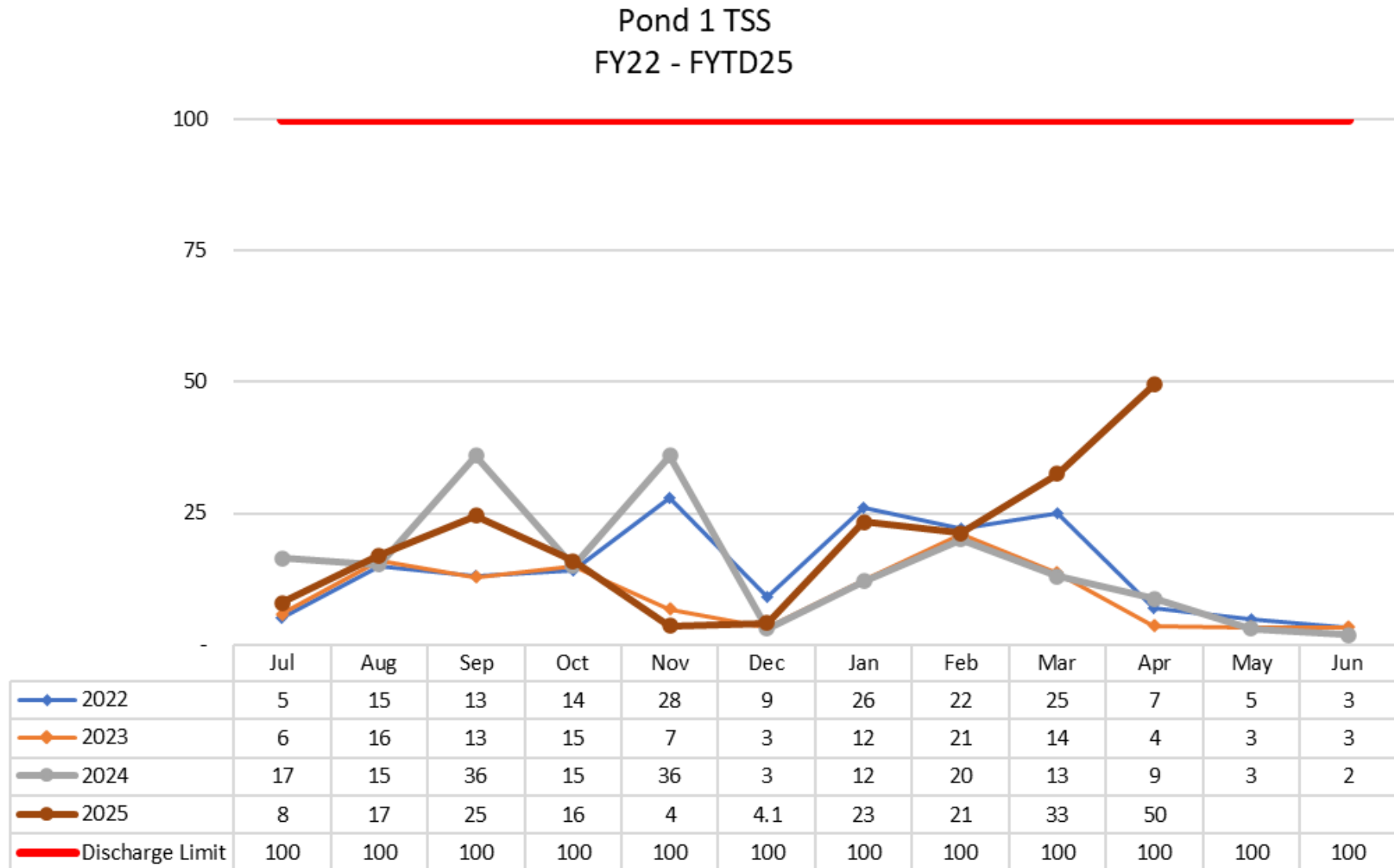
Ponds sampled monthly per NPDES permit requirements



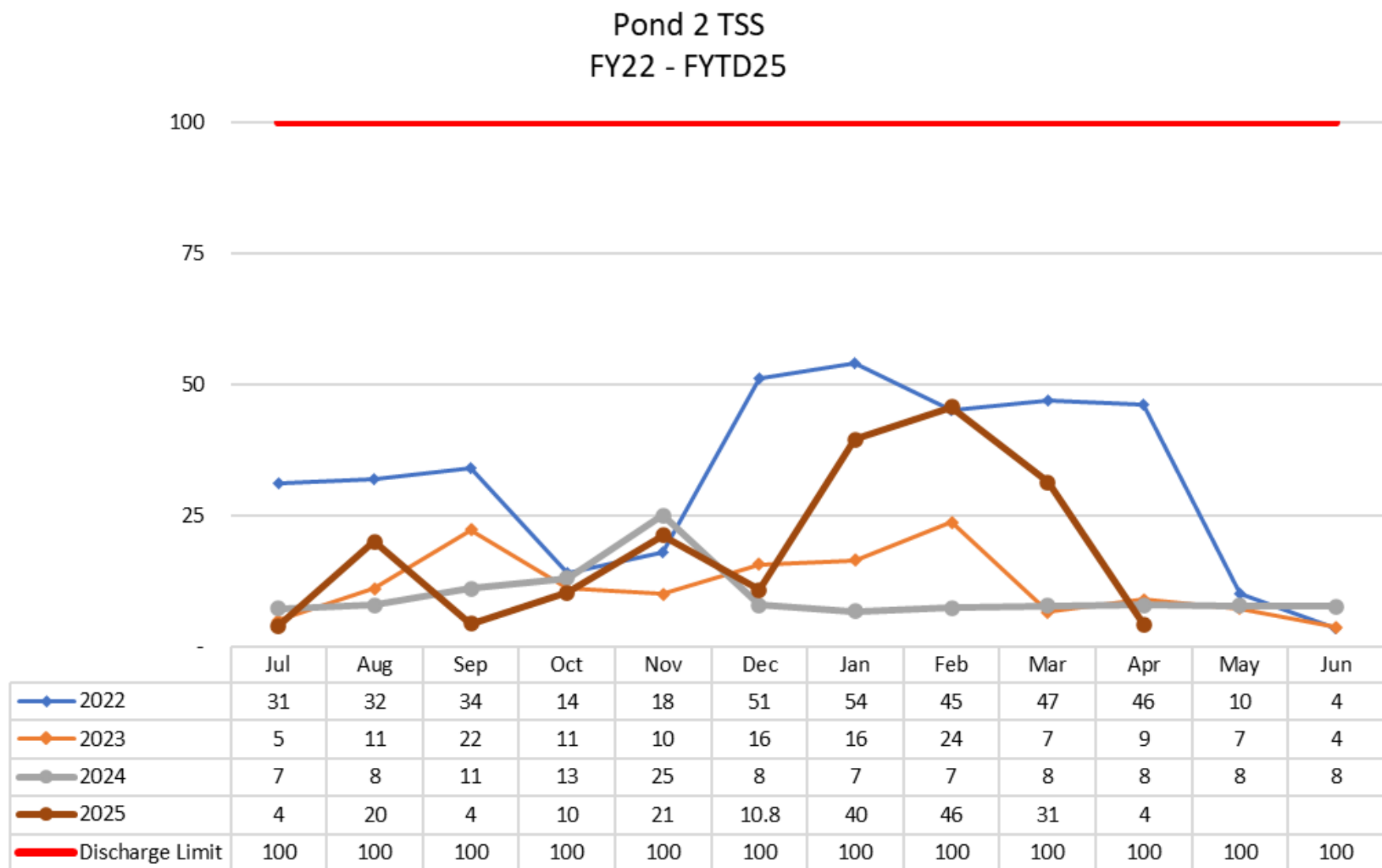
- **Biological Oxygen Demand (BOD)**
 - How much oxygen is needed to breakdown organic matter in water
 - Measured in mg/l.
 - Discharge Limit: 100 mg/l
- **Total Suspended Solids (TSS)**
 - The total amount of suspended solids in the water column
 - Measured in mg/l.
 - Discharge Limit: 100 mg/l
- **Power of Hydrogen (pH)**
 - How acidic/basic water is.
 - pH Range: 0 – 14 7 is neutral
 - Discharge Limit: 8.5

All ponds were within permit limits during this quarter

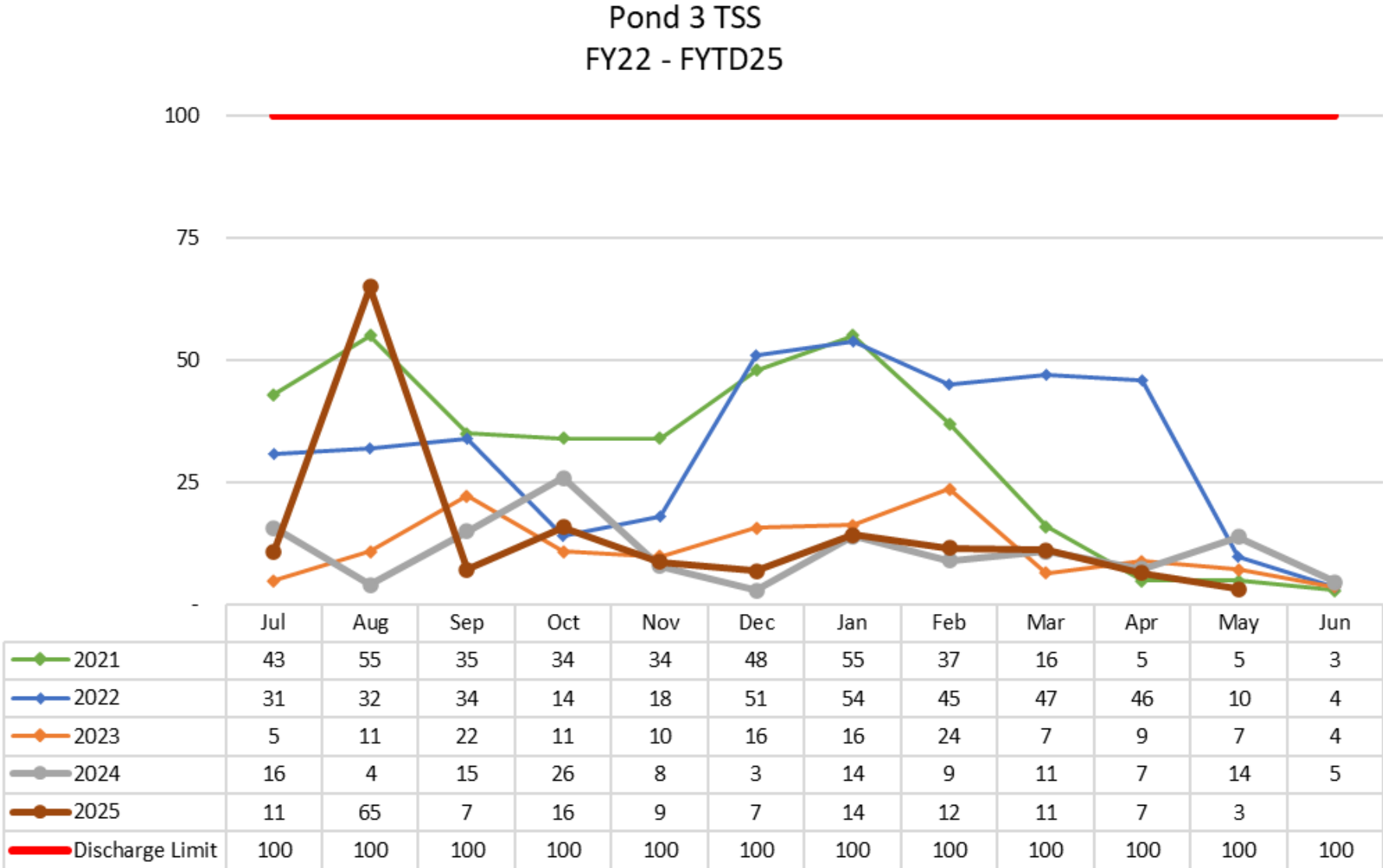
POND 1 TOTAL SUSPENDED SOLIDS (TSS)



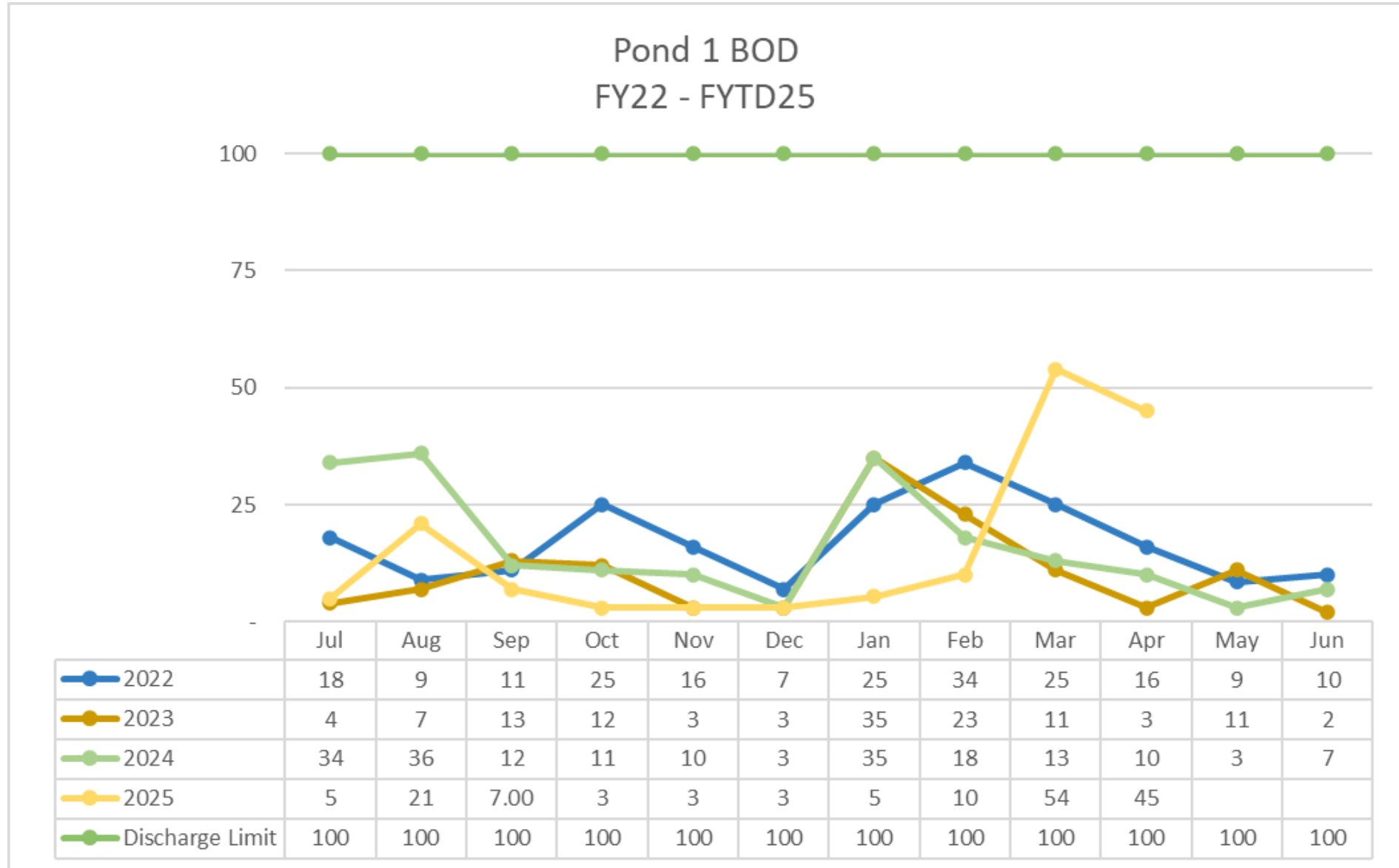
POND 2 TOTAL SUSPENDED SOLIDS (TSS)



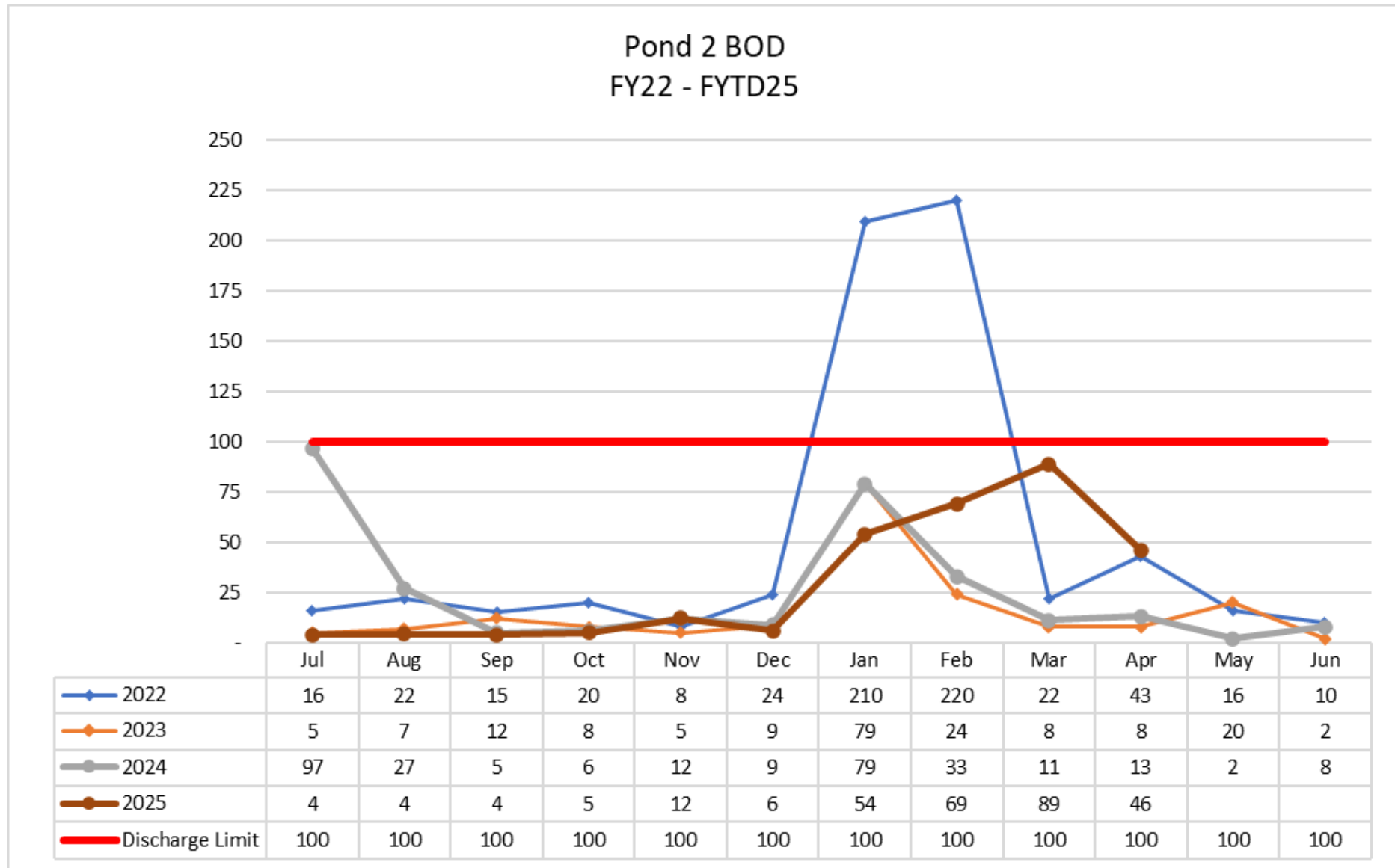
POND 3 TOTAL SUSPENDED SOLIDS (TSS)



POND 1 BIOLOGICAL OXYGEN DEMAND (BOD)



POND 2 BIOLOGICAL OXYGEN DEMAND (BOD)



[illegible]

FLUID SPILLS

Overview:

No spill events during this period.