



Fall 2021
Semi-Annual Water Quality Report
Gude Landfill
Montgomery County, Maryland

Prepared for

Department of Environmental Protection
Recycling and Resource Management Division
Montgomery County, Maryland 20850

Prepared by

EA Engineering, Science, and Technology, Inc., PBC
225 Schilling Circle, Suite 400
Hunt Valley, Maryland 21031
410-584-7000

December 2021
Version: Draft
EA Project No. 15564.04

This page intentionally left blank

CONTENTS

	<u>Page</u>
LIST OF FIGURES	ii
LIST OF TABLES	ii
LIST OF APPENDICES	ii
LIST OF ACRONYMS AND ABBREVIATIONS	iii
1. INTRODUCTION	1
1.1 INTRODUCTION	1
1.2 BACKGROUND	1
1.2.1 Site Description	1
1.2.2 Site History	1
1.2.3 Hydrogeologic Setting	3
2. SAMPLING PROCEDURES	5
3. SUMMARY OF GROUNDWATER AND SURFACE WATER RESULTS	7
3.1 GROUNDWATER FLOW	7
3.2 ANALYTICAL RESULTS	8
3.2.1 Quality Control Samples	8
3.2.2 Volatile Organic Compounds	8
3.2.3 Inorganics	10
3.2.4 General Water Quality Parameters	11
3.2.5 Methane	12
4. STATISTICAL ANALYSIS	13
4.1 METHODOLOGY	13
4.2 GROUNDWATER TREND RESULTS	14
4.2.1 Volatile Organic Compounds	14
4.2.2 Metals	17
4.2.3 General Indicator Parameters	17
5. CONCLUSIONS	18
6. REFERENCES	19

LIST OF FIGURES

<u>Number</u>	<u>Title</u>
1	Groundwater and Surface Water Monitoring Locations, May 2017
2	Groundwater Contour Map, August 2021

LIST OF TABLES

<u>Number</u>	<u>Title</u>
1	Groundwater Elevation Data
2	Fall 2021 Results
3	Relative Percent Difference for Volatile Organic Compounds – Duplicate Analysis
4	Relative Percent Difference for Inorganics and General Water Quality Parameters – Duplicate Analysis
5	MCL Exceedances – Volatile Organic Compounds
6	MCL Exceedances – Inorganics
7	Historical Methane Concentrations
8	Gude Landfill Groundwater Monitoring Data – Chemical Constituents with Statistically Significant Increasing Trends (2001 through August 2021)
9	Gude Landfill Groundwater Monitoring Data – Chemical Constituents with Statistically Significant Decreasing Trends (2001 through August 2021)

LIST OF APPENDICES

APPENDIX A:	FIELD FORMS
APPENDIX B:	CHAIN-OF-CUSTODY DOCUMENTS
APPENDIX C:	LABORATORY REPORTS
APPENDIX D:	MAXIMUM CONTAMINANT LEVEL EXCEEDANCE GRAPHS
APPENDIX E:	HISTORICAL DATA TABLES

LIST OF ACRONYMS AND ABBREVIATIONS

µg/L	Microgram(s) per liter
ACM	Assessment of Corrective Measures
CMA	Corrective Measure Alternative
COMAR	Code of Maryland Regulations
the County	Montgomery County
DEP	Department of Environmental Protection
EA	EA Engineering, Science, and Technology, Inc., PBC
EPA	U.S. Environmental Protection Agency
GW&SWMP	Groundwater and Surface Water Monitoring Plan
the Landfill	Gude Landfill
M-NCPPC	Maryland-National Capital Park and Planning Commission
MCL	Maximum contaminant level
MDE	Maryland Department of the Environment
mg/L	Milligram(s) per liter
PCE	Tetrachloroethene
RAO	Remedial action objectives
RPD	Relative percent difference
TCE	Trichloroethene
VC	Vinyl chloride
VOC	Volatile organic compound

This page intentionally left blank

1. INTRODUCTION

1.1 INTRODUCTION

On behalf of Montgomery County (the County) Department of Environmental Protection (DEP), EA Engineering, Science, and Technology, Inc., PBC completed the semi-annual groundwater and surface-water sampling for Gude Landfill (the Landfill) located in Rockville, Maryland, for the Fall 2021 sampling event. This report summarizes, interprets, and statistically analyzes the analytical results for the semi-annual sampling event performed in August–September 2021.

In accordance with the Groundwater and Surface Water Monitoring Plan (GW&SWMP) (Montgomery County DEP 2019), EA has prepared the semi-annual report on water quality at the Landfill. The analytical results, historical data tables, required statistical analysis, groundwater elevations, and groundwater contour map with the most recent topography of the site are included in the report. The County has finalized an updated GW&SWMP that addresses transition to low-flow sampling methods, revisions to the practical quantitation limits, and other changes made to the program. The updated GW&SWMP was submitted to the Maryland Department of the Environment (MDE) in July 2020.

1.2 BACKGROUND

1.2.1 Site Description

The Landfill is located at 600 East Gude Drive, Rockville, Maryland 20850. The site has road access at two locations: East Gude Drive and Southlawn Lane. A site location map is provided as **Figure 1**.

The Landfill is currently owned and maintained by the County DEP Recycling and Resource Management Division (formerly Division of Solid Waste Services). The Landfill was used for the disposal of municipal solid waste and incinerator residues from 1964 to 1982. The Landfill property encompasses approximately 162 acres, of which approximately 140 acres was used for waste disposal. An additional 17 acres of waste disposal area was delineated in 2009 on Maryland-National Capital Park and Planning Commission (M-NCPPC) property, beyond the northeastern property boundary of the Landfill. A land exchange between the County and M-NCPPC on October 21, 2014, transferred ownership of this additional waste disposal area to the County in exchange for a similar area of land without waste, which was transferred to M-NCPPC.

1.2.2 Site History

The Landfill was initially permitted by the County in 1963. The Landfill was subsequently operated and closed under several facility names and refuse disposal permits from 1964 to 1982. The facility name of the Gude-Southlawn Landfill was modified by reference to the Gude Landfill. There is no current refuse disposal permit that is applicable to the Landfill.

The Landfill was constructed and operated prior to modern solid waste management disposal and facility design and closure standards that were implemented by the U.S. Environmental Protection Agency (EPA) under the Resource Conservation and Recovery Act. Therefore, the Landfill was not originally constructed with a geosynthetic liner or compacted clay bottom liner, a leachate collection system, a landfill gas collection system, or a stormwater management system. Reportedly, soil was used as daily cover during waste filling, and a 2-foot (minimum) final layer of soil was reportedly placed over the waste mass during closure of the Landfill (in 1982) to support the vegetative cover.

Since 1982, the County has voluntarily, or through regulatory mandates, implemented and maintained best management practices for pre-regulatory era landfills to ensure compliance with Code of Maryland Regulations (COMAR) requirements. These best management practices include soil and vegetative cover system installation, cover system maintenance, water quality and landfill gas monitoring, and stormwater infrastructure improvements. The County currently maintains an active landfill gas collection system including flares, over 100 gas extraction wells, and horizontal gas conveyance piping. A network of onsite and offsite groundwater monitoring wells; a network of onsite landfill gas monitoring wells; environmental monitoring programs for groundwater, surface water, and landfill gas; and stormwater management infrastructure are also maintained at and for the Landfill site.

Since 1984, to monitor the quality of ground and surface water, Montgomery County DEP has been collecting groundwater samples at a total of 25 monitoring sites, which include 20 observation wells and 5 stream locations. Beginning in Fall 2010, as part of a Nature and Extent Study, 16 additional monitoring wells were installed at the site. The purpose of the Nature and Extent Study, directed by MDE and managed by the County, was to assess and investigate the nature and extent of environmental impacts near and potentially resulting from the Landfill.

The Gude Landfill Assessment of Corrective Measures (ACM), dated April 2016 (EA 2016), included a Work Plan for the Recommended Corrective Measure Alternative (CMA) – toupee capping and additional landfill gas collection. As part of the Work Plan, a total of 9 groundwater monitoring well shallow and deep pairs (18 total groundwater monitoring wells) were proposed. In 2017, 12 of these wells were installed (MW-16A/B, MW-19A/B, MW-21A/B, MW-22A/B, MW-23A/B, MW-24A/B), per the updated GW&SWMP. MW-17A/B and MW-18A/B (along the west/northwestern property boundary) are in an area that will be impacted by the capping project; therefore, the County plans to install these well pairs during construction of the cap. Monitoring well pair MW-20A/B will not be installed due to the site conditions as acknowledged by MDE in correspondence dated October 12, 2016 (Hynson 2016). Sampling and analysis are conducted semi-annually and include laboratory analysis for volatile organic compounds (VOCs), heavy metals, field parameters (temperature, pH, and conductivity), and other water quality parameters.

The ACM, approved July 8, 2016, included a Contingency Plan for the Recommended CMA, which provided a framework for the monitoring and evaluation of the selected CMA for the Landfill to document progress toward the attainment of established remedial action objectives (RAOs) for the site and dictate criteria or “triggers” for the implementation of contingency measures, in the event the recommended CMA fails to perform as anticipated. According to the ACM, a detailed

evaluation of the groundwater monitoring data will be conducted every 10 years after implementation of the selected CMA to assess progress toward meeting RAOs. The focus of the evaluation will be an assessment of changes in the concentrations of the constituents of potential concern, particularly those reported at concentrations that exceed their respective maximum contaminant levels (MCLs). The identified changes (or stable concentrations) will be evaluated in the context of the physical characteristics of local groundwater transport (groundwater velocity and direction).

As presented in the ACM, it is estimated that the timeframe to meet the RAO for groundwater at the Landfill will be approximately 30 to 40 years following toupee capping, as the water infiltration will be decreased. Following capping and the resulting decrease in leachate production, it is estimated that VOCs, which are the most widespread constituents of potential concern at the Landfill, would be degraded in approximately 30 to 40 years. For the metals exceedances that are representative of groundwater quality and likely reflect Landfill-related impacts (e.g., cadmium in well OB11), elevated concentrations are localized in nature and only slightly exceed the MCL. Therefore, it is expected that these concentrations will fall consistently below MCLs following capping and decreased leachate production.

Starting with the Spring 2019 sampling event, the County has contracted EA to perform the semi-annual sampling and analysis. The County is currently in the process of requesting proposals for the construction of the Recommended CMA – toupee capping and additional landfill gas collection.

1.2.3 Hydrogeologic Setting

The uplands section of the Piedmont is underlain by three principal types of bedrock aquifers: crystalline-rock and undifferentiated sedimentary-rock aquifers, aquifers in early Mesozoic basins, and carbonate-rock aquifers (Trapp and Horn 1997). The Landfill is underlain by the crystalline rock aquifer that extends over approximately 86 percent of the Piedmont Plateau Physiographic Province. At the Landfill, the crystalline rock that comprises the regional aquifer is overlain by unconsolidated material consisting of interbedded silts and clays and saprolite. Recorded logs from onsite and offsite borings for the groundwater monitoring wells correlated well with these general geological descriptions.

Based on information from site boring logs and well gauging, groundwater is present in the unconsolidated material, as well as the bedrock at the Landfill site. The groundwater table is typically present in the unconsolidated material along the perimeter of the Landfill and under the Derwood Station development, at depths ranging from approximately 3 to 60 feet below ground surface. Groundwater recharge at the Landfill is variable and is primarily determined by precipitation and runoff. Topographic relief, unconsolidated material, and surface recharge variations created by the Landfill may significantly affect the groundwater flow.

Groundwater flow is highly dependent on the composition and grain size of the sediments and, therefore, water likely moves more readily in the unconsolidated material than in the underlying bedrock. Groundwater in the bedrock (typically 20–60 feet below grade) is stored in, and moves

through, fractures. No documentation of the degree of fracturing or orientation of bedrock fractures at the Landfill is available.

Based on site topography, some amount of surface water infiltration likely occurs through the natural cover system (grassy surface and soil layer) of the Landfill. Some of the infiltrating water likely moves vertically into the bedrock, while a portion also moves laterally along the boundary between the unconsolidated material and the surface of the bedrock and discharges to nearby streams and surface depressions.

2. SAMPLING PROCEDURES

On behalf of the County, EA performed the semi-annual groundwater and surface-water sampling for the Landfill. Upon arrival at each well, the condition of the well and surrounding area was noted. This process checks for evidence of tampering, evidence of physical damage, well integrity, evidence of breakage or heaving of the concrete pad (if present), and evidence of surface infiltration. After the physical inspection was completed, the static water levels were determined for all wells prior to initiation of any purging and sampling activities using an electronic water level indicator.

Prior to sample acquisition, wells were purged to ensure that the sample collection was as representative as possible of that in the aquifer. Low-flow purging and sampling methods (less than 0.5 liter per minute) were performed and achieved for the Fall 2021 sampling event at all monitoring well locations.

Temperature, pH, specific conductivity, dissolved oxygen, oxidation-reduction potential, and turbidity were measured in the field during groundwater purging, unless noted otherwise. These determinations were made using a YSI meter. All instrumentation was calibrated prior to transport to the field and recalibrated during the event daily.

During purging of the wells, water quality parameters as well as purge rate and depth to water were monitored and recorded every 5 minutes. Purging of the standing water was considered complete when three consecutive readings of the water quality indicator parameters agreed within approximately 10 percent. The water quality parameters of temperature, pH, specific conductance, dissolved oxygen, and oxidation-reduction potential reached stabilization prior to sampling. Due to the characteristics of some of the wells, stabilization and the turbidity goal of less than 10 nephelometric turbidity units were not achieved prior to sampling.

After sampling parameters had stabilized to within 10 percent of each other, sample containers were filled by allowing the pump discharge to flow gently down the inside of the containers with as little agitation or aeration as possible. The first sample aliquot was used to fill the volatile organics parameter vials and was collected in a manner that minimized aeration and kept the glass containers free of bubbles and headspace. Containers that contained preservative were not filled to overflowing and were thoroughly mixed after filling by upending. Each pre-labeled container was placed in a cooler containing ice and a sample entry was made on the chain-of-custody form.

In addition, surface water samples were collected from five locations near the perimeter of the Landfill (ST015, ST065, ST70, ST80, and ST120). Surface water was collected using a clean, non-preservative bottle, which was rinsed several times with the surface water from the sampling location and then transferred into the proper sample container. Water quality parameters (temperature, pH, specific conductivity, oxidation-reduction potential, dissolved oxygen, and turbidity) were measured in the field and recorded.

Information regarding low-flow well purging was recorded on field data sheets, which are presented in **Appendix A**. The chain-of-custody documents are provided in **Appendix B**.

Groundwater elevations are presented in **Table 1**. Results of field-measured parameters, along with laboratory results, are shown in **Table 2**.

3. SUMMARY OF GROUNDWATER AND SURFACE WATER RESULTS

During the Fall 2021 semi-annual sampling event (August 30–September 8, 2021), EA sampled 51 groundwater monitoring wells and 5 surface water locations at the Landfill. This sampling event completes the second of two semi-annual monitoring events at the Landfill for the 2021 calendar year monitoring period in accordance with the revised GW&SWMP (July 2020).

During the Fall 2021 sampling event, groundwater monitoring well samples were analyzed by Maryland Spectral Services Laboratory located in Baltimore, Maryland. The laboratory utilized the following methods for analyses:

- Inorganics (total metals) (EPA 3010A/6020A)
- Mercury (EPA 3010A/6020A)
- Ammonia (EPA 350.1)
- Chloride (EPA 300.0)
- Nitrate (EPA 300.0)
- VOCs (EPA 8260B)
- 1,2-Dibromo-3-chloropropane and 1,2-dibromoethane (EPA 8011)
- Chemical oxygen demand (EPA 410.4)
- Sulfate (EPA 300.0)
- Alkalinity (SM 2320B)
- Total hardness (SM 2340B/C)
- Total dissolved solids (SM 2540C)
- Total suspended solids (USGS I-3765-85).

The laboratory reports are provided in **Appendix C**.

The monitoring program is designed to evaluate how the Landfill is affecting the groundwater quality. This section discusses groundwater quality for VOCs, total metals, and physical and general parameters. The analytical methods and parameters utilized during this event are in compliance with 40 Code of Federal Regulations, Part 258, *Criteria for Municipal Solid Waste Landfills*, and the GW&SWMP. Samples are analyzed semi-annually. All analytical results below practical quantitation limits that were reported are identified with a “J” qualifier; non-detect analytical results are identified with a “U” qualifier.

Alternate practical quantitation limits are presented for total iron, magnesium, chloride, nitrate, sulfate, and turbidity in the updated GW&SWMP (Montgomery County DEP 2020).

3.1 GROUNDWATER FLOW

Based on the data collected from new and existing groundwater monitoring wells, the groundwater flow direction was inferred. The data indicated that groundwater flows in an easterly flow direction across the Landfill site, with minor northerly, northeasterly, and southeasterly flow components. Surface water elevations measured in 2011, as part of the Nature and Extent Study, from temporary

stream gauges were consistent with groundwater table elevations from adjacent groundwater monitoring wells and locations, indicating a hydraulic connection between groundwater and surface water. Groundwater elevation data collected were utilized to prepare a groundwater contour map for the Fall 2021 sampling event. The inferred groundwater flow contours have been overlain on the site topographic map and are presented on **Figure 2**. Groundwater elevations for Fall 2021 are presented in **Table 1**.

3.2 ANALYTICAL RESULTS

3.2.1 Quality Control Samples

During all sampling events, trip blanks were prepared and delivered to the laboratory accompanying the field samples on sampling days. Each sample was analyzed for VOCs, and was prepared prior to field sampling by the laboratory, sealed and labeled, and never opened during any sampling activities. Trip blanks are collected to identify potential contamination during shipping and handling of samples. VOCs were not detected in any of the trip blanks.

During the Fall 2021 sampling event, three field duplicate samples were collected at monitoring wells MW-13B (duplicate OB30), MW-24B (duplicate OB40), and OB11 (duplicate OB50) and analyzed for general water quality parameters, total metals, and VOCs.

The relative percent differences (RPDs) between sampling locations and corresponding duplicates were evaluated for the Fall 2021 sampling event to obtain an estimate of laboratory method precision. As shown in **Table 3**, eight VOCs were detected with an RPD greater than 20 percent between the duplicates and corresponding samples, which are indicated by the gray shading. For one duplicate sample pair that exhibited RPD exceedances for seven VOCs, potential sources for the RPD exceedances were evaluated, including contacting the laboratory and evaluating historical data. However, the source could not be determined. The results are similar to historical results and therefore, no additional data qualification was performed. As shown in **Table 4**, the RPDs for seventeen inorganic parameters were greater than 20 percent. The RPD exceedances with the laboratory are likely related to the sample aliquots for the inorganic parameters.

3.2.2 Volatile Organic Compounds

EA performed semi-annual sampling, which included groundwater and surface water. A complete summary of Fall 2021 analytical results is provided in **Table 2**.

Thirteen monitoring wells had MCL exceedances for one or more VOCs. Historical MCL exceedance graphs and historical analytical data tables are presented in **Appendix D** and **Appendix E**, respectively. There were no first time MCL exceedances for VOCs during this sampling event.

The MCL exceedances are summarized in **Table 5**. There were no VOC detections in the surface water monitoring locations (ST015, ST065, ST70, ST80, and ST120), with the exception of trichloroethene (TCE) detected at a concentration of 1.1 micrograms per liter ($\mu\text{g/L}$) in ST015 and

acetone detected at concentrations of 17.7 µg/L in ST70 and 5.3 µg/L in ST80. The following is a summary of the MCL exceedances based on well locations:

Northwest—Groundwater along the Northwest portion of the Landfill boundary (in the vicinity of groundwater monitoring wells MW-8, MW-11A, MW-11B, MW-12, MW-13A, MW-13B, MW-16A, MW-16B, OB03, OB03A, OB04, OB04A, and OB105) has historically been impacted by VOCs. During this sampling event, MW-11B, MW-13A, MW-13B, OB03, OB03A, and OB04A had MCL exceedances.

- Tetrachloroethene (PCE) was detected above the MCL (5 µg/L) in MW-11B (10.0 µg/L), MW-13A (6.6 µg/L), and MW-13B (8.5 µg/L);
- TCE was detected above the MCL (5 µg/L) in MW-13A (8.8 µg/L) and MW-13B (8.5 µg/L); and
- Vinyl chloride (VC) was detected above the MCL (2 µg/L) in five wells: MW-13A (2.7 µg/L), MW-13B (3.9 µg/L), OB03 (7.9 µg/L), OB03A (6.8 µg/L), and OB04A (2.3µg/L).

These exceedances are consistent with past events.

West—Groundwater along the West portion of the Landfill boundary (in the vicinity of groundwater monitoring wells MW-6, MW-7, MW-9, MW-10, MW-14A, MW-14B, MW-15, MW-19A, MW-19B, OB01, OB02, and OB02A) has historically been impacted by VOCs at lower concentrations than the Northwest portion of the Landfill.

- No MCL exceedances for VOCs were identified during this sampling event.

Southwest—Groundwater along the Southwest portion of the Landfill boundary (in the vicinity of groundwater monitoring wells MW-21A, MW-21B, OB015, and OB12) has historically been impacted by VOCs at concentrations higher than both the Northwest and West portions of the Landfill. During this sampling event only OB12 had MCL exceedances in this area of the Landfill.

- 1,2-Dicholoropropane was detected above the MCL (5 µg/L) in OB12 (10.2 µg/L);
- PCE was detected above the MCL (5 µg/L) in OB12 (20.8 µg/L);
- TCE was detected above the MCL (5 µg/L) in OB12 (18.4 µg/L); and
- VC was detected above the MCL (2 µg/L) in OB12 (6.0 µg/L).

These exceedances are consistent with past events.

South—Groundwater along the South portion of the Landfill boundary (in the vicinity of groundwater monitoring wells MW-22A, MW-22B, MW-23A, MW-23B, OB11, OB11A, and OB025) has historically been impacted by VOCs at concentrations of a magnitude similar to those reported in the Northwest portion of the Landfill. During this sampling event, wells OB11, OB11A, and OB25 had MCL exceedances in this area of the Landfill.

- TCE was detected above the MCL (5 µg/L) in OB11 (7.0 µg/L) and OB11A (7.2 µg/L); and
- VC was detected above the MCL (2 µg/L) in OB11 (3.3 µg/L), OB11A (15.6 µg/L), and OB25 (3.5 µg/L).

These exceedances are consistent with past events.

Southeast—Groundwater along the Southeast portion of the Landfill boundary (in the vicinity of groundwater monitoring wells MW-3A, MW-3B, MW-4, MW-24A, MW-24B, OB08, OB08A, and OB10) has historically been impacted by VOCs at relatively low concentrations. During this sampling event, wells MW-24A, MW-24B, and OB10 had MCL exceedances in this area of the Landfill.

- Benzene was detected above the MCL (5 µg/L) in MW-24B (5.6 µg/L); and
- VC was detected above the MCL (2 µg/L) in MW-24A (11.9 µg/L) and OB10 (21.4 µg/L).

These exceedances are consistent with past events.

Northeast—Groundwater along the Northeast portion of the Landfill boundary (in the vicinity of groundwater monitoring wells MW-1B, MW-2A, MW-2B, OB06, OB07, OB07A, and OB102) has historically had limited VOC detections.

- No MCL exceedances for VOCs were identified during this sampling event.

3.2.3 Inorganics

In Spring 2015, based on recommendations by MDE, the method of collecting samples changed from the three well volume purge method to the low-flow/low-stress method. The primary reason for this change in collection was to reduce the sample turbidity level, as turbidity could potentially interfere with the accuracy of metal analyses.

During this sampling event, a first time MCL exceedance for mercury was observed at MW-2A (**Table 6**). Mercury was detected above the MCL (0.002 mg/L) in MW-2A (0.00236 mg/L). MDE was notified of the first time MCL exceedance on October 25, 2021. This was the twentieth sampling event for this well. This exceedance is not believed to be representative of background

groundwater conditions. However, the County chose not to perform verification re-sampling for this exceedance since they are currently in the process of implementing a remedial action at the site. MDE acknowledged and approved the approach via email on October 26, 2021. The County will re-evaluate the elevated mercury concentration in MW-2A during the Spring 2022 semi-annual groundwater monitoring event.

Four groundwater monitoring wells had MCL exceedances in the Southern (OB11) and Southeastern (MW-4 and MW-24B), and Northeastern (MW-2A) portions of the Landfill. A summary of the metals MCL exceedances is shown in **Table 6**.

- Total cadmium was detected above the MCL (0.005 mg/L) in OB11 (0.0202 mg/L).
- Total mercury was detected above the MCL (0.002 mg/L) in OB11 (0.00214 mg/L) and MW-2A (0.00236 mg/L).
- Total lead was detected above the Action Level (0.015 mg/L) in MW-4 (0.0152 mg/L).
- Total arsenic was detected above the MCL (0.01 mg/L) in MW-24B (0.0398 mg/L).

All the exceedances are consistent with historical data.

All five surface monitoring locations had detections for barium, calcium, iron, magnesium, manganese, nickel, potassium, and sodium but had no MCL exceedances.

- Antimony was detected below the MCL in ST70;
- Chromium was detected below the MCL in ST70 and ST80;
- Cobalt was detected at estimated concentrations below the MCL in ST70;
- Copper was detected below the MCL in ST015, ST70, and ST80;
- Lead was detected below the MCL in ST70 and ST80;
- Vanadium was detected below the MCL in ST015, ST80, and ST120; and
- Zinc was detected below the MCL in ST015, ST70, and ST80.

All the detections are consistent with historical data.

3.2.4 General Water Quality Parameters

None of the groundwater monitoring wells had an MCL exceedance for any of the general water quality parameters.

The five surface water monitoring locations (ST015, ST065, ST70, ST80, and ST120) did not have any MCL exceedances for any of the general water quality parameters.

3.2.5 Methane

EA also measured the headspace within the groundwater monitoring well casings for methane. Historical methane concentrations recorded within the wells are presented in **Table 7**. Methane was not detected in any of the monitoring wells during this sampling event.

4. STATISTICAL ANALYSIS

EA performed statistical analysis for Gude Landfill groundwater monitoring data for the Fall 2021 sampling event. Statistical analysis was performed for wells within the Landfill groundwater monitoring network using data collected from 2001 through September 2021, when available.

Groundwater monitoring wells OB01, OB02, OB02A, OB03, OB03A, OB04, OB04A, OB06, OB07, OB07A, OB08, OB08A, OB10, OB11, OB11A, OB12, OB015, OB025, OB102, and OB105 were installed between 1984 and 1988. The statistical trend analysis for these wells used monitoring data since 2001. Groundwater monitoring wells MW-1B, MW-2A, MW-2B, MW-3A, MW-3B, MW-4, MW-6, MW-7, MW-8, MW-9, MW-10, MW-11A, MW-11B, MW-12, MW-13A, and MW-13B were installed in 2010 and first sampled in July 2010. Twelve additional groundwater monitoring wells (MW-16A, MW-16B, MW-19A, MW-19B, MW-21A, MW-21B, MW-22A, MW-22B, MW-23A, MW-23B, MW-24A, and MW-24B) were installed in 2017. Groundwater monitoring wells MW-14A, MW-14B, and MW-15 were installed and sampled in 2011 and have been sampled for the past seven sampling events. All available data were used in the statistical analysis for these wells.

Low-flow groundwater sampling methods were employed beginning with the Spring 2015 event and will continue to be utilized by the County during future monitoring events. Previously, three volume well purge methods, which use higher flow rates, had been used. Higher flow rates can be associated with higher turbidity and can impact concentrations of constituents in groundwater samples. As a result, this change in methodologies may require further evaluation to exclude the historical data prior to employing the low-flow sampling method and potential modification of the statistical methods used as part of the semi-annual groundwater evaluation.

Because there is insufficient offsite/background well data to conduct interwell statistical comparisons, intrawell Mann-Kendall trend tests were performed consistent with the EPA Unified Guidance (EPA 2009). If interwell analysis is required in the future, additional background data will need to have been collected from an offsite/background well (i.e., MW-14A/B).

4.1 METHODOLOGY

Gude Landfill ceased accepting waste in 1982 and is, therefore, only governed by the State of Maryland under COMAR and as directed by MDE. Since 1982, the County has voluntarily, or through regulatory mandates, implemented and maintained best management practices for pre-regulatory era landfills to ensure compliance with COMAR requirements, including routine monitoring of groundwater and surface water. Part of routine water monitoring includes statistical analysis of groundwater data.

The Mann-Kendall test for monotonic trend (Gilbert 1987) was used to identify constituents with concentrations that display an increasing or decreasing trend over time. The basic principle of the Mann-Kendall test is to examine the sign of pairwise differences of observed values. The test does not have distributional assumptions (i.e., it does not require the data to be normally distributed or follow any other distribution) and the test also can handle non-detects and irregular

sampling intervals. The data are ordered by sampling date for each well/parameter pair, and each concentration is compared to previous/historical concentrations. The test statistics are calculated based on the number of increases and decreases from one sampling event to another. The significance probability of an increasing or decreasing trend is then calculated from the test statistic and the number of sampling events for each well/parameter pair. Reported concentrations less than the laboratory detection limit were treated as 0. Exact two-sided probabilities for the null distribution of the Mann-Kendall test were obtained from Hollander and Wolfe (1973). The null hypothesis of no trend was evaluated against the two-sided alternative hypothesis. Rejection of the null hypothesis at the 95 percent significance level (i.e., two-sided $p < 0.05$) led to the conclusion that the monitoring data contain a statistically significant trend. Statistically significant trends were characterized as increasing ($S > 0$) or decreasing ($S < 0$).

The statistical test does not evaluate the magnitude of the increase or decrease associated with the results of the analysis.

A trend analysis was performed for each chemical constituent at every monitoring well if:

1. The monitoring well had been sampled on at least four independent time periods
2. At least 4 sample results for a constituent exceeded the analytical laboratory detection limit.

4.2 GROUNDWATER TREND RESULTS

Trend analysis results for VOCs, metals, and general indicator parameters in groundwater are discussed in this section. **Table 8** identifies parameters with statistically increasing trends and **Table 9** identifies parameters with statistically decreasing trends.

4.2.1 Volatile Organic Compounds

Thirteen VOCs were identified as having increasing statistical trends, and 22 of the groundwater monitoring wells had one or more VOCs with increasing statistical trends (**Table 8**). Fifteen VOCs were identified as having decreasing trends, and 27 of the groundwater monitoring wells had one or more VOCs with decreasing statistical trends (**Table 9**).

Eleven VOCs (1,2-dichloroethane, 1,2-dichloropropane, 1,4-dichlorobenzene, benzene, chlorobenzene, *cis*-1,2-dichloroethene, methylene chloride, PCE, *trans*-1,2-dichloroethene, TCE, and VC) had both decreasing and increasing trends. Two VOCs had only increasing trends: 1,2-dichlorobenzene (OB03, OB11, and OB11A) and chloroform (MW-13A). Four VOCs had only decreasing trends: 1,1-dichloroethane (MW-13A, MW-13B, OB03 and OB03A, OB01, OB11A, MW-24A, and MW-24B), chloroethane (OB03 and OB03A), toluene (MW-24B), and trichlorofluoromethane (OB11 and OB11A).

The following is a summary of the trends based on well locations.

Northwest—This area represents groundwater along the Northwest portion of the Landfill boundary in the vicinity of groundwater monitoring wells MW-8, MW-11A, MW-11B, MW-12, MW-13A, MW-13B, MW-16A, MW-16B, OB03, OB03A, OB04, OB04A, and OB105.

- MW-8, MW-11A, MW-12, and MW-16B had no statistically significant increasing or decreasing VOC trends this event.
- MW-13B and MW-16A had no statistically significant increasing VOC trends this event.
- MW-11B, OB04, and OB105 had no statistically significant decreasing VOC trends this event.
- Statistically significant increasing VOC trends were observed for MW-11B (3 parameters), MW-13A (1 parameter), OB03 (2 parameters), OB03A (1 parameter), OB04 (4 parameters), OB04A (5 parameters), and OB105 (1 parameter).
- Statistically significant decreasing VOC trends were observed for MW-13A (10 parameters), MW-13B (12 parameters), MW-16A (1 parameter), OB03 (9 parameters), OB03A (8 parameters), and OB04A (1 parameter).

West—This area represents groundwater along the West portion of the Landfill boundary in the vicinity of groundwater monitoring wells MW-6, MW-7, MW-9, MW-10, MW-14A, MW-14B, MW-15, MW-19A, MW-19B, OB01, OB02, and OB02A.

- MW-10, MW-14A, MW-14B, MW-15, and MW-19A had no statistically significant increasing or decreasing VOC trends this event.
- MW-7, MW-9, OB01, OB02, and OB02A had no statistically significant increasing VOC trends this event.
- Statistically significant increasing VOC trends were observed for MW-6 (1 parameter) and MW-19B (2 parameters).
- Statistically significant decreasing VOC trends were observed for MW-6 (1 parameter), MW-7 (2 parameters), MW-9 (1 parameter), MW-19B (1 parameter), OB01 (4 parameters), OB02 (1 parameter), and OB02A (2 parameters).

Southwest—This area represents groundwater along the Southwest portion of the Landfill boundary in the vicinity of groundwater monitoring wells MW-21A, MW-21B, OB015, and OB12.

- MW-21A had no statistically significant increasing or decreasing VOC trends this event.
- OB015 had no statistically significant increasing VOC trends this event.

- MW-21B had no statistically significant decreasing VOC trends this event.
- Statistically significant increasing VOC trends were observed for MW-21B (2 parameters) and OB12 (8 parameters).
- Statistically significant decreasing VOC trends were observed for OB015 (1 parameter) and OB12 (1 parameter).

South—This area represents groundwater along the South portion of the Landfill boundary in the vicinity of groundwater monitoring wells MW-22A, MW-22B, MW-23A, MW-23B, OB11, OB11A, and OB025.

- MW-22A and MW-23B had no statistically significant increasing or decreasing VOC trends this event.
- MW-22B and MW-23A had no statistically significant increasing VOC trends this event.
- OB025 had no statistically significant decreasing VOC trends this event.
- Statistically significant increasing VOC trends were observed for OB11 (2 parameters), OB11A (3 parameters), and OB025 (1 parameter).
- Statistically significant decreasing VOC trends were observed for MW-22B (2 parameters), MW-23A (1 parameter), OB11 (3 parameters), and OB11A (8 parameters).

Southeast—This area represents groundwater along the Southeast portion of the Landfill boundary in the vicinity of groundwater monitoring wells MW-3A, MW-3B, MW-4, MW-24A, MW-24B, OB08, OB08A, and OB10.

- MW-3A, MW-3B, and MW-4 had no statistically significant increasing or decreasing VOC trends this event.
- OB08 had no statistically significant decreasing VOC trends this event.
- Statistically significant increasing VOC trends were observed for MW-24A (1 parameter), MW-24B (2 parameters), OB08 (3 parameters), OB08A (2 parameters), and OB10 (5 parameters).
- Statistically significant decreasing VOC trends were observed for MW-24A (1 parameter), MW-24B (2 parameters), OB08A (1 parameter), and OB10 (1 parameter).

Northeast—This area represents groundwater along the Northeast portion of the Landfill boundary in the vicinity of groundwater monitoring wells MW-1B, MW-2A, MW-2B, OB06, OB07, OB07A, and OB102.

- MW-1B had no statistically significant increasing or decreasing VOC trends this event.
- MW-2A, MW-2B, and OB07A had no statistically significant increasing VOC trends this event.
- OB07 and OB102 had no statistically significant decreasing VOC trends this event.
- Statistically significant increasing VOC trends were observed for OB06 (1 parameter), OB07 (1 parameter), and OB102 (1 parameter).
- Statistically significant decreasing VOC trends were observed for MW-2A (1 parameter), MW-2B (1 parameter), OB06 (1 parameter), and OB07A (2 parameters).

4.2.2 Metals

Eighteen metals (total) were identified as having increasing statistical trends, and 30 of the groundwater monitoring wells had one or more metals with increasing statistical trends (**Table 8**). Sixteen metals (total) were identified as having decreasing statistical trends, and 37 of the groundwater monitoring wells had one or more metals with decreasing statistical trends (**Table 9**). The trend analysis does not indicate an overall trend of improvement or degradation in the groundwater quality with respect to metals concentrations. Beginning with the Spring 2015 sampling event, low-flow groundwater sampling methods were employed due to issues with high metal concentrations potentially related to high turbidity. Future data will be assessed to determine whether the reported concentrations of metals in samples collected using low-flow sampling methods, once the low-flow method is performed accurately at all well locations, are consistently lower than the concentrations reported using the old methodology. If such a difference is observed, the changed sampling methodology could result in artificial decreasing trends in total metals, which do not reflect changes in groundwater chemistry. If needed, the statistical methods used as part of the semi-annual groundwater evaluation could be modified to address such artificial trends. In order to conduct meaningful comparisons, it is recommended that a minimum of 4 years of low-flow sampling (eight events) be collected before conducting hypothesis testing to compare the low-flow methodology to those obtained using three well volume purge methods. Since there was some variability in the low-flow methodology prior to 2019, this assessment will be performed in 2023.

4.2.3 General Indicator Parameters

Forty groundwater monitoring well locations were determined to have statistically increasing trends for one or more general indicator parameters (**Table 8**), and 44 groundwater monitoring well locations were determined to have statistically decreasing trends for general indicator parameters (**Table 9**).

5. CONCLUSIONS

This report summarizes the groundwater data obtained from the Fall 2021 semi-annual sampling event and historical data dating back to 2001. The data indicate that groundwater has a primarily easterly flow direction across the Landfill site, which is consistent with historical flow direction.

Thirteen monitoring wells had MCL exceedances for one or more VOCs and four monitoring wells had MCL exceedances for one or more metals during this monitoring event. A first time MCL exceedance was observed for a metal during this event which will be re-evaluated during the Spring 2022 semi-annual groundwater monitoring event. None of the general water quality parameters were detected above the MCLs during this sampling event

All historical data have been evaluated and statistical testing and analysis were performed as described in Section 4. Based on statistical analysis, concentrations of VOCs, metals, and general indicator parameters are generally stable and historically consistent in the groundwater monitoring wells across the site. In general, the groundwater and surface water results are consistent with historical data and trends. Semi-annual monitoring will continue with the Spring 2022 event in accordance with the updated GW&SWMP.

6. REFERENCES

- EA Engineering, Science, and Technology, Inc., PBC (EA). 2016. *Gude Landfill Assessment of Corrective Measures Montgomery County, Maryland*. April.
- Gilbert, R.O. 1987. *Statistical Methods for Environmental Pollution Monitoring*. Van Nostrand Reinhold, New York.
- Hollander, M. and D.A. Wolfe. 1973. *Nonparametric Statistical Methods*. Wiley, New York.
- Hynson, M. 2016. Maryland Department of the Environment. Letter from Martha Hynson, Chief, Solid Waste Operations Division, to Rao Malladi, Department of Environmental Protection. October 12.
- Montgomery County Department of Environmental Protection (DEP). 2020. *Gude Landfill Groundwater and Surface Water Monitoring Plan*. July.
- Trapp, H., Jr. and M.A. Horn. 1997. *Hydrologic Atlas 730-L*. U.S. Geological Survey.
- U.S. Environmental Protection Agency (USEPA). 2009. *Statistical Analysis of Groundwater Monitoring Data at RCRA Facilities, Unified Guidance*. EPA 530/R-09-007. Office of Resource Conservation and Recovery, Washington D.C. March.

This page intentionally left blank

Figures

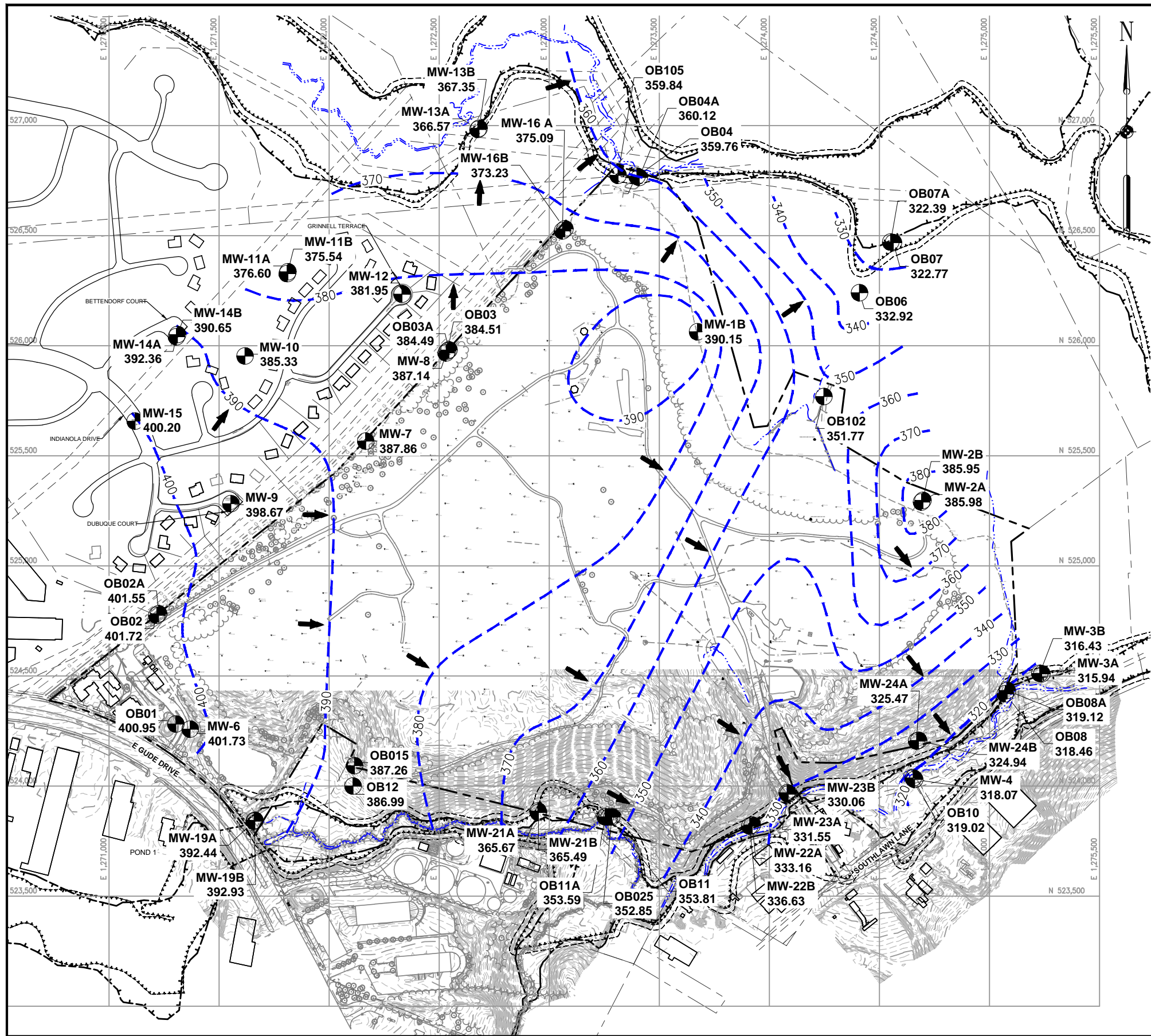
This page intentionally left blank



Figure 1.
Groundwater and Surface Water Monitoring Locations
May 2017

This page intentionally left blank

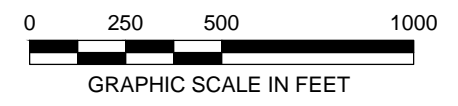
FILE PATH: Q:\PROJECTS\1564601 - GUDE LF DESIGN\CAD\PRODUCTION\FIGURES\GROUNDWATER CONTOUR MAPS\FALL 2021\FIG 2 - FALL 2021.DWG [FIG 2] 12/20/16



- NOTES:
1. TOPOGRAPHY COMPILED BY WALLACE MONTGOMERY. USING PHOTOGRAMMETRIC METHODS WITH PHOTOGRAPHY DATED MAY 2018 AND SUPPLEMENTED WITH FIELD SURVEY PERFORMED BY WALLACE MONTGOMERY.
 2. SURVEY OF STREAMS TAKEN FROM MAY 2018 PHOTOGRAMMETRY BY WALLACE MONTGOMERY.
 3. HORIZONTAL DATUM IS NORTH AMERICAN DATUM OF 1983/91 (NAD-83/91). COORDINATE SYSTEM IS MARYLAND STATE PLANE, U.S. SURVEY FEET. VERTICAL DATUM IS NORTH AMERICAN VERTICAL DATUM OF 1988 (NAVD-88) WITH ELEVATIONS SHOWN IN FEET.
 4. FIELD SURVEY OF MW-14A, MW-14B, & MW-15, TEMPORARY GROUNDWATER MONITORING LOCATIONS, AND STREAM GAUGE LOCATIONS PERFORMED BY C.C. JOHNSON & MALHOTRA, P.C., AUGUST 2011.
 5. THE PROPERTY BOUNDARY SHOWN REFLECTS A LAND EXCHANGE BETWEEN MONTGOMERY COUNTY AND M-NCPPC WHICH OCCURRED ON 21 OCTOBER 2014.

LEGEND

- - - - - 10-FT ELEVATION CONTOUR
- - - - - 2-FT ELEVATION CONTOUR
- PROPERTY BOUNDARY
- ~~~~~ STREAM
- - - - - GROUNDWATER CONTOUR INTERVAL (10 FEET)
- MW-1B 393.00
EXISTING GROUNDWATER MONITORING WELL
GROUNDWATER ELEVATION (FT. MSL)
- INFERRED GROUNDWATER FLOW



EA Engineering, Science, and Technology, Inc., PBC
 Hunt Valley Center
 225 Schilling Circle, Suite 400
 Hunt Valley, Maryland 21031
 (410) 584-7000

PROJECT NUMBER: 15646.01	DESIGNED BY: PL/LJO	DRAWN BY: CVH	FIGURE: 2
DATE: DECEMBER 2021	CHECKED BY: PL/LJO	PROJECT MGR.: LJO	SHEET NUMBER: -

**GUDE LANDFILL
 SEMI-ANNUAL REPORT
 GROUNDWATER AND SURFACE WATER**
 MONTGOMERY COUNTY, MARYLAND

**FIGURE 2
 GROUNDWATER CONTOUR MAP
 AUGUST 2021**

This page intentionally left blank

Tables

This page intentionally left blank

Table 1
Groundwater Elevation Data (feet above mean sea level)

Monitoring Well	Well Top of Casing Elevation	Water Elevation														Fall 2021 Depth to Water	
		F2014	S2015	F2015	S2016	F2016	S2017	F2017	S2018	F2018	S2019	F2019	S2020	F2020	S2021		F2021
OB10	325.77	318.68	319.18	318.27	318.85	318.29	318.50	318.38	318.45	319.06	319.28	318.22	319.07	318.76	319.27	319.02	6.75
OB11	362.56	352.51	352.86	350.96	351.45	353.29	352.34	352.11	352.74	352.89	354.15	353.16	354.46	353.80	354.31	353.81	8.75
OB11A	361.90	360.32	361.13	359.66	360.39	354.02	352.40	352.18	352.82	352.77	353.55	352.80	353.85	353.24	353.55	353.59	8.31
OB12	405.01	353.58	354.71	352.79	353.91	343.36	386.78	385.77	387.47	387.80	389.81	386.71	389.01	386.71	389.33	386.99	18.02
OB015	410.01	352.99	353.91	352.44	353.42	338.52	387.55	386.20	388.64	388.86	392.36	387.91	390.21	382.71	391.28	387.26	22.75
OB025	361.89	386.75	389.49	385.26	388.54	395.39	352.21	351.87	352.96	352.71	354.34	352.99	353.89	352.49	354.54	352.85	9.04
OB102	363.17	387.69	391.47	386.07	390.45	397.19	349.71	348.57	349.17	350.29	353.86	352.67	351.87	351.83	352.27	351.77	11.40
OB105	363.24	352.94	354.67	352.10	354.17	357.97	359.64	359.07	359.69	360.70	361.26	360.24	360.54	359.64	360.91	359.84	3.40

* Monitoring wells MW-14A, MW-14B, and MW-15 were gauged during Spring 2019 event for the first time since installation in 2011.

**Table 2
Fall 2021 Results**

Parameters	Units	Location:	MW-1B	MW-2A	MW-2B	MW-3A	MW-3B	MW-4	MW-6	MW-7	MW-8	MW-9	MW-10	MW-11A
		Sample Date:	9/2/2021	9/7/2021	9/7/2021	9/2/2021	9/2/2021	9/7/2021	9/7/2021	8/31/2021	8/31/2021	9/9/2021	9/8/2021	9/8/2021
		MCL	Sampling Results	Sampling Results	Sampling Results	Sampling Results	Sampling Results	Sampling Results	Sampling Results	Sampling Results	Sampling Results	Sampling Results	Sampling Results	Sampling Results
1,1-Dichloroethane	µg/L	--	1 U	1 U	1 U	1 U	1 U	1 U	1 U	1 U	1 U	1 U	1 U	1 U
1,1-Dichloroethene	µg/L	7	1 U	1 U	1 U	1 U	1 U	1 U	1 U	1 U	1 U	1 U	1 U	1 U
1,1-Dichloropropene	µg/L	--	1 U	1 U	1 U	1 U	1 U	1 U	1 U	1 U	1 U	1 U	1 U	1 U
1,2,3-Trichloropropane	µg/L	--	1 U	1 U	1 U	1 U	1 U	1 U	1 U	1 U	1 U	1 U	1 U	1 U
1,2-Dibromo-3-chloropropane	µg/L	0.2	0.047 U	0.048 U	0.048 U	0.047 U	0.047 U	0.047 U	0.048 U	0.048 U	0.048 U	0.047 U	0.048 U	0.047 U
1,2-Dibromoethane	µg/L	0.05	0.019 U	0.019 U	0.019 U	0.019 U	0.019 U	0.019 U	0.019 U	0.019 U	0.019 U	0.019 U	0.019 U	0.019 U
1,2-Dichlorobenzene	µg/L	600	1 U	1 U	1 U	1 U	1 U	1 U	1 U	1 U	1 U	1 U	1 U	1 U
1,2-Dichloroethane	µg/L	5	1 U	1 U	1 U	1 U	1 U	1 U	1 U	1 U	1 U	1 U	1 U	1 U
1,2-Dichloropropane	µg/L	5	1 U	1 U	1 U	1 U	1 U	1 U	1 U	1 U	1 U	1 U	1 U	1 U
1,3-Dichloropropane	µg/L	--	1 U	1 U	1 U	1 U	1 U	1 U	1 U	1 U	1 U	1 U	1 U	1 U
1,4-Dichlorobenzene	µg/L	75	1 U	1 U	1 U	1 U	1 U	1 U	1 U	1.7	1 U	1 U	1 U	1 U
2,2-Dichloropropane	µg/L	--	1 U	1 U	1 U	1 U	1 U	1 U	1 U	1 U	1 U	1 U	1 U	1 U
2-Butanone	µg/L	--	5 U	5 U	5 U	5 U	5 U	5 U	5 U	5 U	5 U	5 U	5 U	5 U
2-Hexanone	µg/L	--	5 U	5 U	5 U	5 U	5 U	5 U	5 U	5 U	5 U	5 U	5 U	5 U
4-Methyl-2-Pentanone	µg/L	--	5 U	5 U	5 U	5 U	5 U	5 U	5 U	5 U	5 U	5 U	5 U	5 U
Acetone	µg/L	--	5 U	5 U	5 U	5 U	5 U	5 U	5 U	5 U	5 U	5 U	5 U	5 U
Acrylonitrile	µg/L	--	5 U	5 U	5 U	5 U	5 U	5 U	5 U	5 U	5 U	5 U	5 U	5 U
Benzene	µg/L	5	1 U	1 U	1 U	1 U	1 U	1 U	1 U	1 U	1 U	1 U	1 U	1 U
Bromochloromethane	µg/L	--	1 U	1 U	1 U	1 U	1 U	1 U	1 U	1 U	1 U	1 U	1 U	1 U
Bromodichloromethane	µg/L	80	1 U	1 U	1 U	1 U	1 U	1 U	1 U	1 U	1 U	1 U	1 U	1 U
Bromoform	µg/L	80	1 U	1 U	1 U	1 U	1 U	1 U	1 U	1 U	1 U	1 U	1 U	1 U
Bromomethane	µg/L	--	1 U	1 U	1 U	1 U	1 U	1 U	1 U	1 U	1 U	1 U	1 U	1 U
Carbon Disulfide	µg/L	--	1 U	1 U	1 U	1 U	1 U	1 U	1 U	1 U	1 U	1 U	1 U	1 U
Carbon Tetrachloride	µg/L	5	1 U	1 U	1 U	1 U	1 U	1 U	1 U	1 U	1 U	1 U	1 U	1 U
Chlorobenzene	µg/L	100	1 U	1 U	1 U	1 U	1 U	1 U	10.1	1 U	1 U	1 U	1 U	1 U
Chloroethane	µg/L	--	1 U	1 U	1 U	1 U	1 U	1 U	1 U	1 U	1 U	1 U	1 U	1 U
Chloroform	µg/L	80	1 U	1 U	1 U	1.6	1 U	1 U	1 U	1 U	1 U	1 U	1 U	1 U
Chloromethane	µg/L	--	1 U	1 U	1 U	1 U	1 U	1 U	1 U	1 U	1 U	1 U	1 U	1 U
cis-1,2-Dichloroethene	µg/L	70	1 U	1 U	1 U	1 U	1 U	1 U	2.3	2.2	1 U	1 U	1 U	1 U
cis-1,3-Dichloropropene	µg/L	--	1 U	1 U	1 U	1 U	1 U	1 U	1 U	1 U	1 U	1 U	1 U	1 U
Dibromochloromethane	µg/L	80	1 U	1 U	1 U	1 U	1 U	1 U	1 U	1 U	1 U	1 U	1 U	1 U
Ethylbenzene	µg/L	700	1 U	1 U	1 U	1 U	1 U	1 U	1 U	1 U	1 U	1 U	1 U	1 U
m&p-Xylene	µg/L	10000	1 U	1 U	1 U	1 U	1 U	1 U	1 U	1 U	1 U	1 U	1 U	1 U
Methyl Iodide	µg/L	--	1 U	1 U	1 U	1 U	1 U	1 U	1 U	1 U	1 U	1 U	1 U	1 U
Methyl Tertiary Butyl Ether	µg/L	--	1 U	1 U	1 U	1 U	1 U	1 U	1 U	1 U	1 U	1 U	1 U	1 U
Methylene Bromide	µg/L	--	1 U	1 U	1 U	1 U	1 U	1 U	1 U	1 U	1 U	1 U	1 U	1 U
Methylene Chloride	µg/L	5	1 U	1 U	1 U	1 U	1 U	1 U	1 U	1 U	1 U	1 U	1 U	1 U
o-Xylene	µg/L	10000	1 U	1 U	1 U	1 U	1 U	1 U	1 U	1 U	1 U	1 U	1 U	1 U
Styrene	µg/L	100	1 U	1 U	1 U	1 U	1 U	1 U	1 U	1 U	1 U	1 U	1 U	1 U
Tetrachloroethene	µg/L	5	1 U	1.1	1.2	1 U	1 U	1 U	1 U	1 U	1 U	3.3	1 U	1 U
Toluene	µg/L	1000	1 U	1 U	1 U	1 U	1 U	1 U	1 U	1 U	1 U	1 U	1 U	1 U
trans-1,2-Dichloroethene	µg/L	--	1 U	1 U	1 U	1 U	1 U	1 U	1 U	1 U	1 U	1 U	1 U	1 U
trans-1,3-Dichloropropene	µg/L	--	1 U	1 U	1 U	1 U	1 U	1 U	1 U	1 U	1 U	1 U	1 U	1 U
trans-1,4-Dichloro-2-butene	µg/L	--	1 U	1 U	1 U	1 U	1 U	1 U	1 U	1 U	1 U	1 U	1 U	1 U
Trichloroethene	µg/L	5	1 U	1 U	1 U	1 U	1 U	1 U	1 U	1 U	1 U	1 U	1 U	1 U
Trichlorofluoromethane	µg/L	--	1 U	1 U	1 U	1 U	1 U	1 U	1 U	1 U	1 U	1 U	1 U	1 U
Vinyl Acetate	µg/L	--	1 U	1 U	1 U	1 U	1 U	1 U	1 U	1 U	1 U	1 U	1 U	1 U
Vinyl Chloride	µg/L	2	1 U	1 U	1 U	1 U	1 U	1 U	1 U	1 U	1 U	1 U	1 U	1 U

**Table 2
Fall 2021 Results**

Parameters	Units	Location:	MW-11B	MW-12	MW-13A	MW-13B	MW-14A	MW-14B	MW-15	MW-16A	MW-16B	MW-19A	MW-19B	MW-21A
		Sample Date:	9/8/2021	9/9/2021	8/30/2021	8/31/2021	9/8/2021	9/8/2021	9/9/2021	8/31/2021	8/31/2021	9/8/2021	9/8/2021	9/3/2021
		MCL	Sampling Results	Sampling Results	Sampling Results	Sampling Results	Sampling Results	Sampling Results	Sampling Results	Sampling Results	Sampling Results	Sampling Results	Sampling Results	Sampling Results
1,1-Dichloroethane	µg/L	--	1 U	1 U	7.7	6.8	1 U	1 U	1 U	1 U	1 U	1.7	3.4	2.2
1,1-Dichloroethene	µg/L	7	1 U	1 U	1 U	1 U	1 U	1 U	1 U	1 U	1 U	1 U	1 U	1 U
1,1-Dichloropropene	µg/L	--	1 U	1 U	1 U	1 U	1 U	1 U	1 U	1 U	1 U	1 U	1 U	1 U
1,2,3-Trichloropropane	µg/L	--	1 U	1 U	1 U	1 U	1 U	1 U	1 U	1 U	1 U	1 U	1 U	1 U
1,2-Dibromo-3-chloropropane	µg/L	0.2	0.047 U	0.047 U	0.047 U	0.047 U	0.047 U	0.047 U	0.047 U	0.047 U	0.048 U	0.047 U	0.047 U	0.047 U
1,2-Dibromoethane	µg/L	0.05	0.019 U	0.019 U	0.019 U	0.019 U	0.019 U	0.019 U	0.019 U	0.019 U	0.019 U	0.019 U	0.019 U	0.019 U
1,2-Dichlorobenzene	µg/L	600	1 U	1 U	1 U	1 U	1 U	1 U	1 U	1 U	1 U	1 U	1 U	1 U
1,2-Dichloroethane	µg/L	5	1 U	1 U	1.1	1.1	1 U	1 U	1 U	1 U	1 U	1 U	1 U	1 U
1,2-Dichloropropane	µg/L	5	1 U	1 U	2.9	3.7	1 U	1 U	1 U	1 U	1 U	1 U	1 U	1 U
1,3-Dichloropropane	µg/L	--	1 U	1 U	1 U	1 U	1 U	1 U	1 U	1 U	1 U	1 U	1 U	1 U
1,4-Dichlorobenzene	µg/L	75	1 U	1 U	1 U	5.6	1 U	1 U	1 U	1.5	1 U	1 U	1.3	1 J
2,2-Dichloropropane	µg/L	--	1 U	1 U	1 U	1 U	1 U	1 U	1 U	1 U	1 U	1 U	1 U	1 U
2-Butanone	µg/L	--	5 U	5 U	5 U	5 U	5 U	5 U	5 U	5 U	5 U	5 U	5 U	5 U
2-Hexanone	µg/L	--	5 U	5 U	5 U	5 U	5 U	5 U	5 U	5 U	5 U	5 U	5 U	5 U
4-Methyl-2-Pentanone	µg/L	--	5 U	5 U	5 U	5 U	5 U	5 U	5 U	5 U	5 U	5 U	5 U	5 U
Acetone	µg/L	--	5 U	5 U	5 U	5 U	5 U	5 U	5 U	5 U	5 U	5 U	5 U	5 U
Acrylonitrile	µg/L	--	5 U	5 U	5 U	5 U	5 U	5 U	5 U	5 U	5 U	5 U	5 U	5 U
Benzene	µg/L	5	1 U	1 U	1 U	1.3	1 U	1 U	1 U	1 U	1 U	1 U	1 U	1 U
Bromochloromethane	µg/L	--	1 U	1 U	1 U	1 U	1 U	1 U	1 U	1 U	1 U	1 U	1 U	1 U
Bromodichloromethane	µg/L	80	1 U	1 U	1 U	1 U	1 U	1 U	1 U	1 U	1 U	1 U	1 U	1 U
Bromoform	µg/L	80	1 U	1 U	1 U	1 U	1 U	1 U	1 U	1 U	1 U	1 U	1 U	1 U
Bromomethane	µg/L	--	1 U	1 U	1 U	1 U	1 U	1 U	1 U	1 U	1 U	1 U	1 U	1 U
Carbon Disulfide	µg/L	--	1 U	1 U	1 U	1 U	1 U	1 U	1 U	1 U	1 U	1 U	1 U	1 U
Carbon Tetrachloride	µg/L	5	1 U	1 U	1 U	1 U	1 U	1 U	1 U	1 U	1 U	1 U	1 U	1 U
Chlorobenzene	µg/L	100	1 U	1 U	1 U	1.2	1 U	1 U	1 U	4.2	10.3	1 U	1.3	1 U
Chloroethane	µg/L	--	1 U	1 U	1 U	1 U	1 U	1 U	1 U	1 U	1 U	1 U	1 U	1 U
Chloroform	µg/L	80	1 U	1 U	4.2	1 U	1 U	1 U	1 U	1 U	1 U	1 U	1 U	1 U
Chloromethane	µg/L	--	1 U	1 U	1 U	1 U	1 U	1 U	1 U	1 U	1 U	1 U	1 U	1 U
cis-1,2-Dichloroethene	µg/L	70	5.8	1 U	42.9	42.2	1 U	1 U	1 U	1 U	1 U	5.1	12.4	7.8
cis-1,3-Dichloropropene	µg/L	--	1 U	1 U	1 U	1 U	1 U	1 U	1 U	1 U	1 U	1 U	1 U	1 U
Dibromochloromethane	µg/L	80	1 U	1 U	1 U	1 U	1 U	1 U	1 U	1 U	1 U	1 U	1 U	1 U
Ethylbenzene	µg/L	700	1 U	1 U	1 U	1 U	1 U	1 U	1 U	1 U	1 U	1 U	1 U	1 U
m&p-Xylene	µg/L	10000	1 U	1 U	1 U	1 U	1 U	1 U	1 U	1 U	1 U	1 U	1 U	1 U
Methyl Iodide	µg/L	--	1 U	1 U	1 U	1 U	1 U	1 U	1 U	1 U	1 U	1 U	1 U	1 U
Methyl Tertiary Butyl Ether	µg/L	--	1 U	1 U	1 U	1 U	1 U	1 U	1 U	1 U	1 U	1 U	1 U	1 U
Methylene Bromide	µg/L	--	1 U	1 U	1 U	1 U	1 U	1 U	1 U	1 U	1 U	1 U	1 U	1 U
Methylene Chloride	µg/L	5	1 U	1 U	1.8	2.4	1 U	1 U	1 U	1 U	1 U	1 U	1 U	1 U
o-Xylene	µg/L	10000	1 U	1 U	1 U	1 U	1 U	1 U	1 U	1 U	1 U	1 U	1 U	1 U
Styrene	µg/L	100	1 U	1 U	1 U	1 U	1 U	1 U	1 U	1 U	1 U	1 U	1 U	1 U
Tetrachloroethene	µg/L	5	10.0	1 U	6.6	8.5	1 U	1 U	1 U	1 U	1 U	1.5	2.2	1 U
Toluene	µg/L	1000	1 U	1 U	1 U	1 U	1 U	1 U	1 U	1 U	1 U	1 U	1 U	1 U
trans-1,2-Dichloroethene	µg/L	--	1 U	1 U	1.6	1.6	1 U	1 U	1 U	1 U	1 U	1 U	1 U	1 U
trans-1,3-Dichloropropene	µg/L	--	1 U	1 U	1 U	1 U	1 U	1 U	1 U	1 U	1 U	1 U	1 U	1 U
trans-1,4-Dichloro-2-butene	µg/L	--	1 U	1 U	1 U	1 U	1 U	1 U	1 U	1 U	1 U	1 U	1 U	1 U
Trichloroethene	µg/L	5	4.1	1 U	8.8	8.5	1 U	1 U	1 U	1 U	1 U	1.7	3.5	4.9
Trichlorofluoromethane	µg/L	--	1 U	1 U	1 U	1 U	1 U	1 U	1 U	1 U	1 U	1 U	1 U	1 U
Vinyl Acetate	µg/L	--	1 U	1 U	1 U	1 U	1 U	1 U	1 U	1 U	1 U	1 U	1 U	1 U
Vinyl Chloride	µg/L	2	1 U	1 U	2.7	3.9	1 U	1 U	1 U	1 U	1 U	1 U	1 U	1 U

**Table 2
Fall 2021 Results**

Parameters	Units	Location:	MW-21B	MW-22A	MW-22B	MW-23A	MW-23B	MW-24A	MW-24B	OB01	OB02	OB02A	OB03	OB03A	
		Sample Date:	9/3/2021	9/2/2021	9/2/2021	9/7/2021	9/7/2021	9/2/2021	9/2/2021	9/8/2021	8/31/2021	8/31/2021	8/31/2021	8/31/2021	8/31/2021
		MCL	Sampling Results	Sampling Results	Sampling Results	Sampling Results	Sampling Results	Sampling Results	Sampling Results	Sampling Results	Sampling Results	Sampling Results	Sampling Results	Sampling Results	Sampling Results
1,1-Dichloroethane	µg/L	--	2.9	1 U	1 U	1 U	1 U	1.3	2.6	1 U	1 U	1 U	13.6	13.4	
1,1-Dichloroethene	µg/L	7	1 U	1 U	1 U	1 U	1 U	1 U	1 U	1 U	1 U	1 U	1 U	1 U	
1,1-Dichloropropene	µg/L	--	1 U	1 U	1 U	1 U	1 U	1 U	1 U	1 U	1 U	1 U	1 U	1 U	
1,2,3-Trichloropropane	µg/L	--	1 U	1 U	1 U	1 U	1 U	1 U	1 U	1 U	1 U	1 U	1 U	1 U	
1,2-Dibromo-3-chloropropane	µg/L	0.2	0.047 U	0.047 U	0.047 U	0.048 U	0.048 U	0.047 U	0.047 U	0.047 U	0.047 U	0.047 U	0.047 U	0.047 U	
1,2-Dibromoethane	µg/L	0.05	0.019 U	0.019 U	0.019 U	0.019 U	0.019 U	0.019 U	0.019 U	0.019 U	0.019 U	0.019 U	0.019 U	0.019 U	
1,2-Dichlorobenzene	µg/L	600	1 U	1 U	1 U	1 U	1 U	1 J	1 U	1 U	1 U	1 U	1.5	1.1	
1,2-Dichloroethane	µg/L	5	1 U	1 U	1 U	1 U	1 U	1 U	1 U	1 U	1 U	1 U	2.2	1.7	
1,2-Dichloropropane	µg/L	5	1 U	1 U	1 U	1 U	1 U	1 U	1 U	1 U	1 U	1 U	3.4	3.3	
1,3-Dichloropropane	µg/L	--	1 U	1 U	1 U	1 U	1 U	1 U	1 U	1 U	1 U	1 U	1 U	1 U	
1,4-Dichlorobenzene	µg/L	75	1 U	1 U	1 U	1 U	1 U	14.1	14.3	1.1	1 U	1 U	1 U	14.3	
2,2-Dichloropropane	µg/L	--	1 U	1 U	1 U	1 U	1 U	1 U	1 U	1 U	1 U	1 U	1 U	1 U	
2-Butanone	µg/L	--	5 U	5 U	5 U	5 U	5 U	5 U	5 U	5 U	5 U	5 U	5 U	5 U	
2-Hexanone	µg/L	--	5 U	5 U	5 U	5 U	5 U	5 U	5 U	5 U	5 U	5 U	5 U	5 U	
4-Methyl-2-Pentanone	µg/L	--	5 U	5 U	5 U	5 U	5 U	5 U	5 U	5 U	5 U	5 U	5 U	5 U	
Acetone	µg/L	--	5 U	5 U	5 U	5 U	5 U	5 U	5 U	5 U	5 U	5 U	5 U	5 U	
Acrylonitrile	µg/L	--	5 U	5 U	5 U	5 U	5 U	5 U	5 U	5 U	5 U	5 U	5 U	5 U	
Benzene	µg/L	5	1 U	1 U	1 U	1 U	1 U	3.9	5.6	1 U	1 U	1 U	1.9	1.6	
Bromochloromethane	µg/L	--	1 U	1 U	1 U	1 U	1 U	1 U	1 U	1 U	1 U	1 U	1 U	1 U	
Bromodichloromethane	µg/L	80	1 U	1 U	1 U	1 U	1 U	1 U	1 U	1 U	1 U	1 U	1 U	1 U	
Bromoform	µg/L	80	1 U	1 U	1 U	1 U	1 U	1 U	1 U	1 U	1 U	1 U	1 U	1 U	
Bromomethane	µg/L	--	1 U	1 U	1 U	1 U	1 U	1 U	1 U	1 U	1 U	1 U	1 U	1 U	
Carbon Disulfide	µg/L	--	1 U	1 U	1 U	1 U	1 U	1 U	1 U	1 U	1 U	1 U	1 U	1 U	
Carbon Tetrachloride	µg/L	5	1 U	1 U	1 U	1 U	1 U	1 U	1 U	1 U	1 U	1 U	1 U	1 U	
Chlorobenzene	µg/L	100	1 U	1 U	1 U	1 U	1 U	8.2	4.6	1.1	1 U	1 U	2.6	2.4	
Chloroethane	µg/L	--	1 U	1 U	1 U	1 U	1 U	1 U	1.1	1 U	1 U	1 U	2	1.7	
Chloroform	µg/L	80	1 U	1 U	1 U	1 U	1 U	1 U	1 U	1 U	1 U	1 U	1 U	1 U	
Chloromethane	µg/L	--	1 U	1 U	1 U	1 U	1 U	1 U	1 U	1 U	1 U	1 U	1 U	1 U	
cis-1,2-Dichloroethene	µg/L	70	6.9	4.8	1 U	2.5	2.8	2.5	1.9	1 U	1 U	1 U	38.5	38.3	
cis-1,3-Dichloropropene	µg/L	--	1 U	1 U	1 U	1 U	1 U	1 U	1 U	1 U	1 U	1 U	1 U	1 U	
Dibromochloromethane	µg/L	80	1 U	1 U	1 U	1 U	1 U	1 U	1 U	1 U	1 U	1 U	1 U	1 U	
Ethylbenzene	µg/L	700	1 U	1 U	1 U	1 U	1 U	1 U	1 U	1 U	1 U	1 U	1 U	1 U	
m&p-Xylene	µg/L	10000	1 U	1 U	1 U	1 U	1 U	1 U	1 U	1 U	1 U	1 U	1 U	1 U	
Methyl Iodide	µg/L	--	1 U	1 U	1 U	1 U	1 U	1 U	1 U	1 U	1 U	1 U	1 U	1 U	
Methyl Tertiary Butyl Ether	µg/L	--	1 U	1 U	1 U	1 U	1 U	1 U	1 U	1 U	1 U	1 U	1.8	1.4	
Methylene Bromide	µg/L	--	1 U	1 U	1 U	1 U	1 U	1 U	1 U	1 U	1 U	1 U	1 U	1 U	
Methylene Chloride	µg/L	5	1 U	1 U	1 U	1 U	1 U	1 U	1 U	1 U	1 U	1 U	1 U	1 U	
o-Xylene	µg/L	10000	1 U	1 U	1 U	1 U	1 U	1 U	1 U	1 U	1 U	1 U	1 U	1 U	
Styrene	µg/L	100	1 U	1 U	1 U	1 U	1 U	1 U	1 U	1 U	1 U	1 U	1 U	1 U	
Tetrachloroethene	µg/L	5	1.4	1 U	1 U	2.4	1.9	1 U	1 U	1 U	1 U	1 U	1 U	1 U	
Toluene	µg/L	1000	1 U	1 U	1 U	1 U	1 U	1 U	1 U	1 U	1 U	1 U	1 U	1 U	
trans-1,2-Dichloroethene	µg/L	--	1 U	1 U	1 U	1 U	1 U	1.9	2.7	1 U	1 U	1 U	3.1	3	
trans-1,3-Dichloropropene	µg/L	--	1 U	1 U	1 U	1 U	1 U	1 U	1 U	1 U	1 U	1 U	1 U	1 U	
trans-1,4-Dichloro-2-butene	µg/L	--	1 U	1 U	1 U	1 U	1 U	1 U	1 U	1 U	1 U	1 U	1 U	1 U	
Trichloroethene	µg/L	5	4.8	3.3	1 U	1 U	1 U	1 U	1 U	1 U	1 U	1 U	2.1	1.8	
Trichlorofluoromethane	µg/L	--	1 U	1 U	1 U	1 U	1 U	1 U	1 U	1 U	1 U	1 U	1 U	1 U	
Vinyl Acetate	µg/L	--	1 U	1 U	1 U	1 U	1 U	1 U	1 U	1 U	1 U	1 U	1 U	1 U	
Vinyl Chloride	µg/L	2	1 U	1 U	1 U	1 U	1 U	11.9	1.8	1 U	1 U	1 U	7.9	6.8	

**Table 2
Fall 2021 Results**

Parameters	Units	Location:	OB04	OB04A	OB06	OB07	OB07A	OB08	OB08A	OB10	OB11	OB11A	OB12	OB015	
		Sample Date:	30-Aug	8/30/2021	9/7/2021	9/7/2021	9/7/2021	9/2/2021	9/2/2021	9/7/2021	9/3/2021	9/3/2021	9/3/2021	9/3/2021	9/3/2021
		MCL	Sampling Results	Sampling Results	Sampling Results	Sampling Results	Sampling Results	Sampling Results	Sampling Results	Sampling Results	Sampling Results	Sampling Results	Sampling Results	Sampling Results	Sampling Results
1,1-Dichloroethane	µg/L	--	1 U	1 U	1 U	1 U	1 U	1 U	1 U	1.2	6.7	9.1	12.9	1 U	
1,1-Dichloroethene	µg/L	7	1 U	1 U	1 U	1 U	1 U	1 U	1 U	1 U	1 U	1 U	1 U	1 U	
1,1-Dichloropropene	µg/L	--	1 U	1 U	1 U	1 U	1 U	1 U	1 U	1 U	1 U	1 U	1 U	1 U	
1,2,3-Trichloropropane	µg/L	--	1 U	1 U	1 U	1 U	1 U	1 U	1 U	1 U	1 U	1 U	1 U	1 U	
1,2-Dibromo-3-chloropropane	µg/L	0.2	0.047 U	0.047 U	0.047 U	0.047 U	0.047 U	0.047 U	0.047 U	0.048 U	0.047 U	0.047 U	0.047 U	0.047 U	
1,2-Dibromoethane	µg/L	0.05	0.019 U	0.019 U	0.019 U	0.019 U	0.019 U	0.019 U	0.019 U	0.019 U	0.019 U	0.019 U	0.019 U	0.019 U	
1,2-Dichlorobenzene	µg/L	600	1 U	1 U	1 U	1 U	1 U	1 U	1 U	1 U	1.2	3	1.1	1 U	
1,2-Dichloroethane	µg/L	5	1 U	1 U	1 U	1 U	1 U	1 U	1 U	1 U	1.2	1.6	1.4	1 U	
1,2-Dichloropropane	µg/L	5	1 U	1 U	1 U	1 U	1 U	1 U	1 U	1.9	2.6	3.6	10.2	1 U	
1,3-Dichloropropane	µg/L	--	1 U	1 U	1 U	1 U	1 U	1 U	1 U	1 U	1 U	1 U	1 U	1 U	
1,4-Dichlorobenzene	µg/L	75	6.4	1 U	1.1	1 U	1 U	7.2	4.3	11.4	5.5	21.1	13.5	1 U	
2,2-Dichloropropane	µg/L	--	1 U	1 U	1 U	1 U	1 U	1 U	1 U	1 U	1 U	1 U	1 U	1 U	
2-Butanone	µg/L	--	5 U	5 U	5 U	5 U	5 U	5 U	5 U	5 U	5 U	5 U	5 U	5 U	
2-Hexanone	µg/L	--	5 U	5 U	5 U	5 U	5 U	5 U	5 U	5 U	5 U	5 U	5 U	5 U	
4-Methyl-2-Pentanone	µg/L	--	5 U	5 U	5 U	5 U	5 U	5 U	5 U	5 U	5 U	5 U	5 U	5 U	
Acetone	µg/L	--	5 U	5 U	5 U	5 U	5 U	5 U	5 U	5 U	5 U	5 U	5 U	5 U	
Acrylonitrile	µg/L	--	5 U	5 U	5 U	5 U	5 U	5 U	5 U	5 U	5 U	5 U	5 U	5 U	
Benzene	µg/L	5	1.8	1.8	1 U	1 U	1 U	1.2	1 U	1.7	1 U	1.6	3.5	1 U	
Bromochloromethane	µg/L	--	1 U	1 U	1 U	1 U	1 U	1 U	1 U	1 U	1 U	1 U	1 U	1 U	
Bromodichloromethane	µg/L	80	1 U	1 U	1 U	1 U	1 U	1 U	1 U	1 U	1 U	1 U	1 U	1 U	
Bromoform	µg/L	80	1 U	1 U	1 U	1 U	1 U	1 U	1 U	1 U	1 U	1 U	1 U	1 U	
Bromomethane	µg/L	--	1 U	1 U	1 U	1 U	1 U	1 U	1 U	1 U	1 U	1 U	1 U	1 U	
Carbon Disulfide	µg/L	--	1 U	1 U	1 U	1 U	1 U	1 U	1 U	1 U	1 U	1 U	1 U	1 U	
Carbon Tetrachloride	µg/L	5	1 U	1 U	1 U	1 U	1 U	1 U	1 U	1 U	1 U	1 U	1 U	1 U	
Chlorobenzene	µg/L	100	1.7	1.6	1.5	1 U	1 U	11.8	7.3	5.6	6.8	29.7	4.1	1 U	
Chloroethane	µg/L	--	1 U	1 U	1 U	1 U	1 U	1 U	1 U	1 U	1 U	1 U	1 U	1 U	
Chloroform	µg/L	80	1 U	1 U	1 U	1 U	1 U	1 U	1 U	1 U	1 U	1 U	1 U	1 U	
Chloromethane	µg/L	--	1 U	1 U	1 U	1 U	1 U	1 U	1 U	1 U	1 U	1 U	1 U	1 U	
cis-1,2-Dichloroethene	µg/L	70	13.7	20	1 U	1.3	1.4	7.3	8.7	23.5	43.7	52.2	48.3	1 U	
cis-1,3-Dichloropropene	µg/L	--	1 U	1 U	1 U	1 U	1 U	1 U	1 U	1 U	1 U	1 U	1 U	1 U	
Dibromochloromethane	µg/L	80	1 U	1 U	1 U	1 U	1 U	1 U	1 U	1 U	1 U	1 U	1 U	1 U	
Ethylbenzene	µg/L	700	1 U	1 U	1 U	1 U	1 U	1 U	1 U	1 U	1 U	1 U	1 U	1 U	
m&p-Xylene	µg/L	10000	1 U	1 U	1 U	1 U	1 U	1 U	1 U	1 U	1 U	1 U	1 U	1 U	
Methyl Iodide	µg/L	--	1 U	1 U	1 U	1 U	1 U	1 U	1 U	1 U	1 U	1 U	1 U	1 U	
Methyl Tertiary Butyl Ether	µg/L	--	1 U	1 U	1 U	1 U	1 U	1 U	1 U	1 U	1 U	1.6	1 U	1 U	
Methylene Bromide	µg/L	--	1 U	1 U	1 U	1 U	1 U	1 U	1 U	1 U	1 U	1 U	1 U	1 U	
Methylene Chloride	µg/L	5	1 U	3.4	1 U	1 U	1 U	1 U	1 U	1 U	1 U	1 U	3.2	1 U	
o-Xylene	µg/L	10000	1 U	1 U	1 U	1 U	1 U	1 U	1 U	1 U	1 U	1 U	1 U	1 U	
Styrene	µg/L	100	1 U	1 U	1 U	1 U	1 U	1 U	1 U	1 U	1 U	1 U	1 U	1 U	
Tetrachloroethene	µg/L	5	1.3	1.3	1 U	1 U	1 U	1 U	1 U	1 U	4.5	2	20.8	1 U	
Toluene	µg/L	1000	1 U	1 U	1 U	1 U	1 U	1 U	1 U	1 U	1 U	1 U	1 U	1 U	
trans-1,2-Dichloroethene	µg/L	--	1 U	1 U	1 U	1 U	1 U	1 U	1 U	1.6	1 U	2.6	2.4	1 U	
trans-1,3-Dichloropropene	µg/L	--	1 U	1 U	1 U	1 U	1 U	1 U	1 U	1 U	1 U	1 U	1 U	1 U	
trans-1,4-Dichloro-2-butene	µg/L	--	1 U	1 U	1 U	1 U	1 U	1 U	1 U	1 U	1 U	1 U	1 U	1 U	
Trichloroethene	µg/L	5	1.2	1.3	1 U	1 U	1 U	1 U	1 U	2.5	7.0	7.2	18.4	1 U	
Trichlorofluoromethane	µg/L	--	1 U	1 U	1 U	1 U	1 U	1 U	1 U	1 U	1 U	1 U	1.8	1 U	
Vinyl Acetate	µg/L	--	1 U	1 U	1 U	1 U	1 U	1 U	1 U	1 U	1 U	1 U	1 U	1 U	
Vinyl Chloride	µg/L	2	1.4	2.3	1 U	1 U	1 U	1.2	1 U	21.4	3.3	15.6	6.0	1 U	

**Table 2
Fall 2021 Results**

Parameters	Units	Location:	OB025	OB102	OB105	ST015	ST065	ST70	ST80	ST120
		Sample Date:	9/3/2021	9/7/2021	8/30/2021	9/3/2021	9/7/2021	9/7/2021	9/9/2021	8/31/2021
		MCL	Sampling Results	Sampling Results	Sampling Results	Sampling Results	Sampling Results	Sampling Results	Sampling Results	Sampling Results
General Parameters										
Alkalinity	mg/L	--	390	1130	851	106	76.7	122	67.7	68.2
Ammonia Nitrogen	mg/L	--	4.7	19	15.9	0.05 U	0.05 U	2.1	0.26	0.05 U
Chemical Oxygen Demand	mg/L	--	29.1	142	92.2	24.5	11.9	33.5	33.2	18.4
Chloride	mg/L	--	130	455	286	79.2	74.3	118	33.7	98
Dissolved Oxygen, Field	mg/L	--	0.76	0.59	0.44	8.71	8.69	5.48	7.68	7.39
Hardness	mg/L	--	354	563	966	170	125	182	80.3	140
Nitrate	mg/L	10	0.144	0.011 J	0.011 U	1.46	1.21	0.584	0.343	1.28
ORP, Field	mV	--	40.9	44.8	-17.1	137.1	240.9	163	294.5	181.8
pH, Field	SU	--	6.16	6.64	6.37	8	7.83	7.19	7.09	8.18
pH, Lab	SU	--	6.12	6.76	6.47	7.54	7.45	7.22	7.67	7.21
Specific Conductivity, Field	µS/cm	--	1037	3091	2735	450.2	3998	666	268.2	458.6
Specific Conductivity, Lab	µmhos/cm	--	1130	3.24	2630	499	407	661	271	461
Sulfate, total	mg/L	--	29.1	62.9	0.3 U	21.6	9.2	26.1	13.1	10.1
Temperature, field	°C	--	17.6	18.7	24.1	17	19.2	21.9	21.9	23.8
Total Dissolved Solids	mg/L	--	621	1880	1600	330 B	259	370	144	229
Total Suspended Solids	mg/L	--	275	34.7	128	2.9 U	2.3 U	8.1	6.2	2.3 U
Turbidity	NTU	--	97	20.4	64.9	3.93	0.842	4.54	5.21	2.8
Turbidity, Field	NTU	--	215	18	17	5.3	4.2	163.35	15.7	6.5
Inorganics										
Antimony, total	mg/L	0.006	0.001 U	0.001 U	0.001 U	0.001 U	0.001 U	0.001 J	0.001 U	0.001 U
Arsenic, total	mg/L	0.01	0.00169	0.00104	0.00175	0.001 U	0.001 U	0.001 U	0.001 U	0.001 U
Barium, total	mg/L	2	0.143	0.315	0.19	0.0617	0.0395	0.0902	0.0344	0.046
Beryllium, total	mg/L	0.004	0.001 U	0.001 U	0.001 U	0.001 U	0.001 U	0.001 U	0.001 U	0.001 U
Cadmium, total	mg/L	0.005	0.001 U	0.001 U	0.001 U	0.001 U	0.001 U	0.001 U	0.001 U	0.001 U
Calcium, total	mg/L	--	58.1	85	152	31.3	25.2	42.3	20.8	28.2
Chromium, total	mg/L	0.1	0.00899	0.00344	0.00349	0.001 U	0.001 U	0.00674	0.00281	0.001 U
Cobalt, total	mg/L	--	0.0361	0.0642	0.00982	0.001 U	0.001 U	0.00359	0.001 U	0.001 U
Copper, total	mg/L	--	0.00664	0.0661	0.00372	0.00154	0.001 U	0.00903	0.00677	0.001 U
Iron, total	mg/L	--	13.7	0.908	7.87	0.228	0.255	0.915	0.508	0.582
Lead, total	mg/L	0.015	0.00148	0.00121	0.001 U	0.001 U	0.001 U	0.00186	0.00203	0.001 U
Magnesium, total	mg/L	--	50.7	85.2	143	22.2	15	18.5	6.9	16.8
Manganese, total	mg/L	--	21.2	3.28	5.45	0.0878	0.0394	1.29	0.208	0.0584
Mercury, total	mg/L	0.002	0.0001 U	0.0001 U	0.0001 U	0.0001 U	0.0001 U	0.0001 U	0.0001 U	0.0001 U
Nickel, total	mg/L	--	0.027	0.0802	0.0274	0.00623	0.00301	0.0106	0.00594	0.00348
Potassium, total	mg/L	--	16.2	52.1	34.5	2.27	3.51	7.64	3.79	3.07
Selenium, total	mg/L	0.05	0.001 U	0.001 U	0.001 U	0.001 U	0.001 U	0.001 U	0.001 U	0.001 U
Silver, total	mg/L	--	0.001 U	0.001 U	0.001 U	0.001 U	0.001 U	0.001 U	0.001 U	0.001 U
Sodium, total	mg/L	--	79.8	126	238	25.3	25.9	45	16.6	29.4
Thallium, total	mg/L	0.002	0.001 U	0.00165	0.001 U	0.001 U	0.001 U	0.001 U	0.001 U	0.001 U
Vanadium, total	mg/L	--	0.00489	0.00125	0.00364	0.00134	0.001 U	0.001 U	0.00103	0.00124
Zinc, total	mg/L	--	0.0358	0.0142	0.05	0.00954	0.004 U	0.0242	0.0129	0.004 U
VOCs										
1,1,1,2-Tetrachloroethane	µg/L	--	1 U	1 U	1 U	1 U	1 U	1 U	1 U	1 U
1,1,1-Trichloroethane	µg/L	200	1 U	1 U	1 U	1 U	1 U	1 U	1 U	1 U
1,1,2,2-Tetrachloroethane	µg/L	--	1 U	1 U	1 U	1 U	1 U	1 U	1 U	1 U
1,1,2-Trichloroethane	µg/L	5	1 U	1 U	1 U	1 U	1 U	1 U	1 U	1 U

**Table 2
Fall 2021 Results**

Parameters	Units	Location:	OB025	OB102	OB105	ST015	ST065	ST70	ST80	ST120
		Sample Date:	9/3/2021	9/7/2021	8/30/2021	9/3/2021	9/7/2021	9/7/2021	9/9/2021	8/31/2021
		MCL	Sampling Results	Sampling Results	Sampling Results	Sampling Results	Sampling Results	Sampling Results	Sampling Results	Sampling Results
1,1-Dichloroethane	µg/L	--	1 U	1 U	1 U	1 U	1 U	1 U	1 U	1 U
1,1-Dichloroethene	µg/L	7	1 U	1 U	1 U	1 U	1 U	1 U	1 U	1 U
1,1-Dichloropropene	µg/L	--	1 U	1 U	1 U	1 U	1 U	1 U	1 U	1 U
1,2,3-Trichloropropane	µg/L	--	1 U	1 U	1 U	1 U	1 U	1 U	1 U	1 U
1,2-Dibromo-3-chloropropane	µg/L	0.2	0.047 U	0.048 U	0.048 U	0.048 U	0.047 U	0.047 U	0.047 U	0.047 U
1,2-Dibromoethane	µg/L	0.05	0.019 U	0.019 U	0.019 U	0.019 U	0.019 U	0.019 U	0.019 U	0.019 U
1,2-Dichlorobenzene	µg/L	600	1 U	1 U	1 U	1 U	1 U	1 U	1 U	1 U
1,2-Dichloroethane	µg/L	5	1 U	1 U	1 U	1 U	1 U	1 U	1 U	1 U
1,2-Dichloropropane	µg/L	5	1 U	1 U	1 U	1 U	1 U	1 U	1 U	1 U
1,3-Dichloropropane	µg/L	--	1 U	1 U	1 U	1 U	1 U	1 U	1 U	1 U
1,4-Dichlorobenzene	µg/L	75	4.7	1.8	3	1 U	1 U	1 U	1 U	1 U
2,2-Dichloropropane	µg/L	--	1 U	1 U	1 U	1 U	1 U	1 U	1 U	1 U
2-Butanone	µg/L	--	5 U	5 U	5 U	5 U	5 U	5 U	5 U	5 U
2-Hexanone	µg/L	--	5 U	5 U	5 U	5 U	5 U	5 U	5 U	5 U
4-Methyl-2-Pentanone	µg/L	--	5 U	5 U	5 U	5 U	5 U	5 U	5 U	5 U
Acetone	µg/L	--	5 U	5 U	5 U	5 U	5 U	17.7	5.3	5 U
Acrylonitrile	µg/L	--	5 U	5 U	5 U	5 U	5 U	5 U	5 U	5 U
Benzene	µg/L	5	1 U	1 U	1 U	1 U	1 U	1 U	1 U	1 U
Bromochloromethane	µg/L	--	1 U	1 U	1 U	1 U	1 U	1 U	1 U	1 U
Bromodichloromethane	µg/L	80	1 U	1 U	1 U	1 U	1 U	1 U	1 U	1 U
Bromoform	µg/L	80	1 U	1 U	1 U	1 U	1 U	1 U	1 U	1 U
Bromomethane	µg/L	--	1 U	1 U	1 U	1 U	1 U	1 U	1 U	1 U
Carbon Disulfide	µg/L	--	1 U	1 U	1 U	1 U	1 U	1 U	1 U	1 U
Carbon Tetrachloride	µg/L	5	1 U	1 U	1 U	1 U	1 U	1 U	1 U	1 U
Chlorobenzene	µg/L	100	4.8	3.2	1 U	1 U	1 U	1 U	1 U	1 U
Chloroethane	µg/L	--	1 U	1 U	1 U	1 U	1 U	1 U	1 U	1 U
Chloroform	µg/L	80	1 U	1 U	1 U	1 U	1 U	1 U	1 U	1 U
Chloromethane	µg/L	--	1 U	1 U	1 U	1 U	1 U	1 U	1 U	1 U
cis-1,2-Dichloroethene	µg/L	70	3.8	1 U	4.2	1 U	1 U	1 U	1 U	1 U
cis-1,3-Dichloropropene	µg/L	--	1 U	1 U	1 U	1 U	1 U	1 U	1 U	1 U
Dibromochloromethane	µg/L	80	1 U	1 U	1 U	1 U	1 U	1 U	1 U	1 U
Ethylbenzene	µg/L	700	1 U	1 U	1 U	1 U	1 U	1 U	1 U	1 U
m&p-Xylene	µg/L	10000	1 U	1 U	1 U	1 U	1 U	1 U	1 U	1 U
Methyl Iodide	µg/L	--	1 U	1 U	1 U	1 U	1 U	1 U	1 U	1 U
Methyl Tertiary Butyl Ether	µg/L	--	1 U	1 U	1 U	1 U	1 U	1 U	1 U	1 U
Methylene Bromide	µg/L	--	1 U	1 U	1 U	1 U	1 U	1 U	1 U	1 U
Methylene Chloride	µg/L	5	1 U	1 U	1 U	1 U	1 U	1 U	1 U	1 U
o-Xylene	µg/L	10000	1 U	1 U	1 U	1 U	1 U	1 U	1 U	1 U
Styrene	µg/L	100	1 U	1 U	1 U	1 U	1 U	1 U	1 U	1 U
Tetrachloroethene	µg/L	5	1 U	1 U	1 U	1 U	1 U	1 U	1 U	1 U
Toluene	µg/L	1000	1 U	1 U	1 U	1 U	1 U	1 U	1 U	1 U
trans-1,2-Dichloroethene	µg/L	--	1 U	1 U	1 U	1 U	1 U	1 U	1 U	1 U
trans-1,3-Dichloropropene	µg/L	--	1 U	1 U	1 U	1 U	1 U	1 U	1 U	1 U
trans-1,4-Dichloro-2-butene	µg/L	--	1 U	1 U	1 U	1 U	1 U	1 U	1 U	1 U
Trichloroethene	µg/L	5	1 U	1 U	1 U	1.1	1 U	1 U	1 U	1 U
Trichlorofluoromethane	µg/L	--	1 U	1 U	1 U	1 U	1 U	1 U	1 U	1 U
Vinyl Acetate	µg/L	--	1 U	1 U	1 U	1 U	1 U	1 U	1 U	1 U
Vinyl Chloride	µg/L	2	3.5	1 U	1 U	1 U	1 U	1 U	1 U	1 U

Table 3
Relative Percent Difference for Volatile Organic Compounds - Duplicate Analysis

Parameter	OB30 ¹	MW-13B	RPD	OB40 ¹	MW-24B	RPD	OB50 ¹	OB11	RPD
1,1-Dichloroethane (µg/L)	6.9	6.8	1.5%	2.4	2.6	7.7%	8.6	6.7	28.4%
1,2-Dichlorobenzene (µg/L)	0.05 U	0.05 U	NA	1 U	1 U	NA	3.1	0.05 U	NA
1,2-Dichloroethane (µg/L)	1 U	1.1	NA	1 U	1 U	NA	1.7	1.2	41.7%
1,2-Dichloropropane (µg/L)	3.7	3.7	0.0%	1 U	1 U	NA	3.1	2.6	19.2%
1,4-Dichlorobenzene (µg/L)	1 U	5.6	NA	1 U	1 U	NA	21.6	5.5	292.7%
Benzene (µg/L)	1.1	1.3	15.4%	5.5	5.6	1.8%	1.9	1 U	NA
Chlorobenzene (µg/L)	1.1	1.2	8.3%	4.7	4.6	2.2%	28	6.8	311.8%
cis-1,2-Dichloroethene (µg/L)	39.2	42.2	7.1%	1.8	1.9	5.3%	62.3	43.7	42.6%
Methylene chloride (µg/L)	2.2	2.4	8.3%	1 U	1 U	NA	2.7	1 U	NA
Tetrachloroethene (µg/L)	8.7	8.5	2.4%	1 U	1 U	NA	7.6	4.5	68.9%
trans-1,2-Dichloroethene (µg/L)	1.6	1.6	0.0%	2.5	2.7	7.4%	2.3	1 U	NA
Trichloroethene (µg/L)	7.7	8.5	9.4%	1 U	1 U	NA	6.7	7.0	4.3%
Vinyl chloride (µg/L)	3.0	3.9	23.1%	2.1	1.8	16.7%	11.9	3.3	260.6%

(1) Duplicate sample

(2) RPDs>20% are shaded

Table 4
Relative Percent Difference for Inorganics and General Water Quality Parameters - Duplicate Analysis

Parameter	OB30 ¹	MW-13B	RPD	OB40 ¹	MW-24B	RPD	OB50 ¹	OB11	RPD
Alkalinity (mg/L)	249	222	12.2%	294	299	NA	289	277	4.3%
Ammonia Nitrogen (mg/L)	0.05 U	0.05 U	NA	0.15	0.14	7.1%	0.039	0.05 U	NA
Chemical Oxygen Demand (mg/L)	23.9	20.8	14.9%	43.9	49.5	11.3%	43	39.4	9.1%
Chloride (mg/L)	112	113	0.9%	351	352	0.3%	463	433	6.9%
Hardness as CaCO3 (mg/L)	342	333	2.7%	638	622	2.6%	677	622	8.8%
Nitrate (mg/L)	5.41	5.33	1.5%	0.011 U	0.011 U	NA	0.011 U	0.045	NA
pH, Lab (SU)	6.15	6.16	0.2%	6.49	6.5	0.2%	5.78	6.15	6.0%
Specific Conductivity, Lab (uS/cm)	819	814	0.6%	1550	1550	0.0%	1960	1840	6.5%
Sulfate, total (mg/L)	22.8	23.2	1.7%	0.3 U	0.3 U	NA	11.2	12.4	9.7%
Total Dissolved Solids (mg/L)	289	504	42.7%	1100	1260	12.7%	1210	1500	19.3%
Total Suspended Solids (mg/L)	2.3	4.4	47.7%	148	210	29.5%	3.3	2.6 U	NA
Arsenic, total (mg/L)	0.001 U	0.001 U	NA	0.0393	0.0398	1.3%	0.001 U	0.00112	NA
Barium, total (mg/L)	0.0745	0.0727	2.5%	0.24	0.23	4.3%	0.0312	0.0491	36.5%
Cadmium, total (mg/L)	0.001 U	0.001 U	NA	0.001 U	0.001 U	NA	0.0135	0.0202	33.2%
Calcium, total (mg/L)	82.5	80.4	2.6%	107	105	1.9%	128	119	7.6%
Chromium, total (mg/L)	0.001 U	0.001 U	NA	0.00571	0.00626	8.8%	0.00107	0.001 U	NA
Cobalt, total (mg/L)	0.001 U	0.001 U	NA	0.063	0.0585	7.7%	0.00215	0.00224	4.0%
Copper, total (mg/L)	0.001 U	0.00121	NA	0.00495	0.00298	66.1%	0.00599	0.0241	75.1%
Iron, total (mg/L)	0.0719	0.104	30.9%	0.0546	0.0523	4.4%	0.11	0.05	120.0%
Lead, total (mg/L)	0.001 U	0.001 U	NA	0.0014	0.00102	37.3%	0.001 U	0.001 U	NA
Magnesium, total (mg/L)	32.9	32.1	2.5%	90.1	87.4	3.1%	86.5	78.9	9.6%
Manganese, total (mg/L)	0.0399	0.0389	2.6%	4.39	4.12	6.6%	1.64	1.36	20.6%
Mercury, total (mg/L)	0.00021	0.000238	11.8%	0.0001 U	0.0001 U	NA	0.00389	0.00214	81.8%
Nickel, total (mg/L)	0.00244	0.00233	4.7%	0.0336	0.026	29.2%	0.0355	0.0306	16.0%
Potassium, total (mg/L)	3.73	3.65	2.2%	4.92	4.52	8.8%	5.8	11.3	48.7%
Sodium, total (mg/L)	20.9	20.2	3.5%	37.9	37.5	1.1%	105	97.5	7.7%
Vanadium, total (mg/L)	0.00153	0.00113	35.4%	0.00236	0.001 U	NA	0.001 U	0.001 U	NA
Zinc, total (mg/L)	0.004 U	0.004 U	NA	0.0161	0.00742	117.0%	0.0453	0.0828	45.3%

(1) Duplicate sample

(2) RPDs>20% are shaded

Table 5
MCL Exceedances - Volatile Organic Compounds

Monitoring Well	Parameter	Units	MCL	Result
Northwest				
MW-11B	Tetrachloroethene	µg/L	5	10.0
MW-13A	Tetrachloroethene	µg/L	5	6.6
	Trichloroethene	µg/L	5	8.8
	Vinyl Chloride	µg/L	2	2.7
MW-13B	Tetrachloroethene	µg/L	5	8.5
	Trichloroethene	µg/L	5	8.5
	Vinyl Chloride	µg/L	2	3.9
OB03	Vinyl Chloride	µg/L	2	7.9
OB03A	Vinyl Chloride	µg/L	2	6.8
OB04A	Vinyl Chloride	µg/L	2	2.3
Southwest				
OB12	1,2-Dichloropropane	µg/L	5	10.2
	Tetrachloroethene	µg/L	5	20.8
	Trichloroethene	µg/L	5	18.4
	Vinyl Chloride	µg/L	2	6.0
South				
OB11	Trichloroethene	µg/L	5	7.0
	Vinyl Chloride	µg/L	2	3.3
OB11A	Trichloroethene	µg/L	5	7.2
	Vinyl Chloride	µg/L	2	15.6
OB25	Vinyl Chloride	µg/L	2	3.5
Southeast				
MW-24A	Vinyl Chloride	µg/L	2	11.9
MW-24B	Benzene	µg/L	5	5.6
OB10	Vinyl Chloride	µg/L	2	21.4

Table 6
MCL Exceedances - Inorganics

Monitoring Well	Parameter	Units	MCL	Result
South				
OB11	Cadmium, total	mg/L	0.005	0.0202
	Mercury, total	mg/L	0.002	0.00214
Southeast				
MW-4	Lead, total	mg/L	0.015	0.0152
MW-24B	Arsenic, total	mg/L	0.01	0.0398
Northeast				
MW-2A	Mercury, total	mg/L	0.002	0.00236

**Table 7
Historical Methane Concentrations (% by volume)**

Well	3/18/2016	9/2/2016	3/6/2017	9/19/2017	4/5/2018	9/7/2018	4/8/2019	7/29/2019	3/2/2020	7/27/2020	3/23/2021	8/30/2021
MW-1B	0.0	0.0	0.0	0.0	0.0	0.0	0.0	0.0	0.0	0.0	0.0	0.0
MW-2A	0.0	0.0	0.0	0.0	0.0	0.1	13.3	0.0	0.0	0.0	0.0	0.0
MW-2B	0.0	0.0	0.0	0.0	0.0	0.1	1.6	0.0	0.0	0.0	0.0	0.0
MW-3A	0.0	0.0	0.0	0.0	0.0	0.0	0.0	0.0	0.0	0.0	0.0	0.0
MW-3B	0.0	0.0	0.0	0.1	0.0	0.0	0.0	0.0	0.0	0.0	0.0	0.0
MW-04	0.0	0.0	0.0	0.0	0.0	0.0	0.0	0.0	0.0	0.0	0.0	0.0
MW-06	0.1	0.1	6.0	0.0	0.0	0.0	0.0	0.0	0.0	0.0	0.0	0.0
MW-07	0.0	0.0	0.0	0.0	0.0	57.8	0.02	0.0	0.0	0.0	0.0	0.0
MW-08	0.0	0.0	0.0	0.0	0.0	6.8	0.0	0.0	0.0	0.0	0.0	0.0
MW-09	0.0	0.0	0.0	0.0	0.0	0.0	0.0	0.0	0.0	0.0	0.0	0.0
MW-10	0.0	0.0	0.0	0.0	0.0	0.0	0.0	0.0	0.0	0.0	0.0	0.0
MW-11A	0.0	0.0	0.0	0.0	0.0	0.0	0.0	0.0	0.0	0.0	0.0	0.0
MW-11B	0.0	0.0	0.0	0.0	0.0	0.0	0.0	0.0	0.0	0.0	0.0	0.0
MW-12	0.0	0.0	0.0	0.0	0.0	0.0	0.0	0.0	0.0	0.0	0.0	0.0
MW-13A	0.0	0.0	0.0	0.0	0.0	0.0	0.0	0.0	0.0	0.0	0.0	0.0
MW-13B	0.0	0.0	0.0	0.0	0.0	0.0	0.0	0.0	0.0	0.0	0.0	0.0
MW-13B	--	--	--	--	--	--	0.0	0.0	0.0	0.0	0.0	0.0
MW-13B	--	--	--	--	--	--	0.0	0.0	0.0	0.0	0.0	0.0
MW-13B	--	--	--	--	--	--	0.0	0.0	0.0	0.0	0.0	0.0
MW-16A	--	--	--	0.0	0.0	0.0	0.0	0.0	0.0	0.0	0.0	0.0
MW-16B	--	--	--	0.0	0.0	0.0	0.0	0.0	0.0	0.0	0.0	0.0
MW-19A	--	--	--	0.0	0.0	0.0	0.0	0.0	0.0	0.0	0.0	0.0
MW-19B	--	--	--	0.0	0.0	0.0	0.0	0.0	0.0	0.0	0.0	0.0
MW-21A	--	--	--	0.7	0.0	0.0	0.0	0.0	0.0	0.0	0.0	0.0
MW-21B	--	--	--	0.0	0.0	0.0	0.0	0.0	0.0	0.0	0.0	0.0
MW-22A	--	--	--	0.0	0.0	0.0	0.0	0.0	0.0	0.0	0.0	0.0
MW-22B	--	--	--	0.0	0.0	0.0	0.0	0.0	0.0	0.0	0.0	0.0
MW-23A	--	--	--	0.0	0.0	0.0	0.0	0.0	0.0	0.0	0.0	0.0
MW-23B	--	--	--	0.1	0.1	0.0	0.0	0.0	0.0	0.0	0.0	0.0
MW-24A	--	--	--	13.5	2.3	0.0	0.0	0.0	0.0	0.0	0.0	0.0
MW-24B	--	--	--	2.9	0.0	0.0	0.0	0.0	0.0	0.0	0.0	0.0
OB01	7.2	2.7	0.2	8.1	9.3	20.2	0.0	0.0	0.0	0.0	0.0	0.0
OB02	0.0	0.0	0.0	0.0	0.0	0.0	0.0	0.0	0.0	0.0	0.0	0.0
OB02A	0.0	0.0	0.0	0.0	0.0	1.4	0.0	0.0	0.0	0.0	0.0	0.0
OB03	0.0	0.0	0.0	0.0	0.0	0.0	0.0	0.0	0.0	0.0	0.0	0.0
OB03A	0.0	0.0	0.0	0.0	0.0	0.0	0.1	0.0	0.0	0.0	0.0	0.0
OB04	0.0	0.0	0.0	0.0	0.0	0.0	0.0	0.0	0.0	0.0	0.0	0.0
OB04A	0.0	0.0	0.0	0.0	0.0	0.0	0.0	0.0	0.0	0.0	0.0	0.0
OB0105	0.0	0.0	0.0	0.0	0.0	0.0	0.0	0.0	0.0	0.0	0.0	0.0
OB08	0.0	0.0	0.0	0.0	0.0	0.0	0.0	0.0	0.0	0.0	0.0	0.0
OB08A	0.0	0.0	0.0	0.0	0.0	0.0	0.0	0.0	0.0	0.0	0.0	0.0
OB0102	0.0	0.0	0.0	0.0	0.0	0.0	0.0	0.0	0.0	0.0	0.0	0.0
OB06	0.0	0.0	0.0	0.0	0.0	0.0	0.0	0.0	0.0	0.0	0.0	0.0
OB07	0.0	0.0	0.0	0.0	0.0	0.1	0.0	0.0	0.0	0.0	0.0	0.0
OB07A	0.0	0.0	0.0	0.0	0.0	0.0	0.0	0.0	0.0	0.0	0.0	0.0
OB011	0.0	0.0	0.0	0.0	0.0	0.1	0.0	0.0	0.0	0.0	0.0	0.0
OB011A	0.0	0.0	0.0	0.0	0.0	0.0	0.0	0.0	0.0	0.0	0.0	0.0
OB025	0.0	0.0	0.0	0.0	0.0	0.0	0.0	0.0	0.0	0.0	0.0	0.0
OB015	0.0	0.0	0.0	0.0	0.0	0.0	0.0	0.0	0.0	0.0	0.0	0.0
OB012	0.0	0.0	0.0	0.0	0.0	0.0	0.0	0.0	0.0	0.0	0.0	0.0
OB10	0.0	0.0	0.0	0.0	0.0	0.0	0.0	0.0	0.0	0.0	0.0	0.0

* Unable to sample - well within construction site

Appendix A

Field Forms

This page intentionally left blank



EA Engineering, Science,
and Technology, Inc.

WELL PURGING AND SAMPLING RECORD

WELL ID MW-1B SAMPLE ID. MW-1B

WELL/SITE DESCRIPTION Gude Landfill

SAMPLING PERSONNEL A. Grams

DATE 9, 2, 21 TIME 0850 WEATHER 66°F Sunny

WELL DEPTH ~~100.4~~ 100.4 ft bgs CASING HEIGHT 3 ft
 WATER DEPTH 49.85 ft WELL DIAMETER 2 in
 SCREEN INTERVAL 78-98 ft bgs PUMP DEPTH 88 ft
 PUMP START TIME 0855 min PUMP END TIME 0920 min
 PUMP RATE 0.2 LPM
 SAMPLING METHOD Low-flow SAMPLING TIME 0920

HISTORICAL DATA: WELL DEPTH 98 ft bgs, WATER DEPTH 41 ft PUMP DEPTH 88 ft bgs, PURGE DURATION 30 min

Date	Time	Volume Removed	pH	Cond.	Temp.	ORP	Turb.	DO	Depth to Water	Pump Rate
		Unit: Gal	--	µS/cm ^c	°C	mV	NTU	mg/L	from TOC	LPM
9/2/21	0855		8.52	85.2	16.2	153.0	35.8	8.55	43.85	0.2
	0900		7.19	79.3	15.6	177.3	39.6	8.27	44.15	0.2
	0905		6.53	80.0	16.3	184.1	40.2	7.98	44.09	0.2
	0910		6.37	79.6	16.2	190.5	45.1	7.96	44.12	0.2
	0915		6.31	79.6	16.4	193.5	46.3	7.93	44.12	0.2
	0920		6.30	79.4	16.4	198.4	47.1	7.91	44.12	0.2

METHANE READING (GEM) 0.00

COMMENTS

SIGNATURE



EA Engineering, Science,
and Technology, Inc.

WELL PURGING AND SAMPLING RECORD

WELL ID MW-2A SAMPLE ID. MW-2A

WELL/SITE DESCRIPTION Gude Landfill

SAMPLING PERSONNEL A. Szanski

DATE 9, 7, 21 TIME 1430 WEATHER 86°F Sunny

WELL DEPTH 80.08 ft bgs CASING HEIGHT 2 ft
 WATER DEPTH 59.55 ft WELL DIAMETER 2 in
 SCREEN INTERVAL 55-75 ft bgs PUMP DEPTH 60 ft
 PUMP START TIME 1430 min PUMP END TIME _____ min
 PUMP RATE 0.2 LPM
 SAMPLING METHOD Low-flow SAMPLING TIME 1505

HISTORICAL DATA: WELL DEPTH 76 ft bgs, WATER DEPTH 53.65 ft PUMP DEPTH 65 ft bgs, PURGE DURATION 1.75 hrs

Date	Time	Volume Removed	pH	Cond.	Temp.	ORP	Turb.	DO	Depth to Water	Pump Rate
		Unit: Gal	--	µS/cm ^c	°C	mV	NTU	mg/L	from TOC	LPM
9/7/21	1430		5.92	57.6	15.7	174.7	31.3	0.81	59.6	0.2
	1435		5.91	55.6	15.9	178.9	40.3	0.79	59.65	0.2
	1440		5.90	57.2	15.9	179.1	50.1	0.79	59.65	0.2
	1445		5.61	57.1	17.4	199.3	19.4	0.71	59.65	0.2
	1450		5.61	56.8	17.9	229.2	12.6	0.67	59.65	0.2
	1455		5.60	56.8	18.1	243.1	7.8	0.66	59.65	0.2
	1500		5.59	56.7	18.1	243.3	7.8	0.66	59.65	0.2
	1505		5.60	56.8	18.1	243.4	7.7	0.66	59.65	0.2

METHANE READING (GEM) 0.00%

COMMENTS _____

SIGNATURE



EA Engineering, Science,
and Technology, Inc.

WELL PURGING AND SAMPLING RECORD

WELL ID MW-2B SAMPLE ID. MW-2B

WELL/SITE DESCRIPTION Gude Landfill

SAMPLING PERSONNEL A. Scarschi

DATE 9, 7, 2 TIME 1330 WEATHER 68° T Sunny

WELL DEPTH 110.4 ft bgs CASING HEIGHT 2 ft
 WATER DEPTH 58.5 ft WELL DIAMETER 2 in
 SCREEN INTERVAL 88-108 ft bgs PUMP DEPTH 100 ft
 PUMP START TIME 1345 min PUMP END TIME ~~1350~~ min
 PUMP RATE 0.2 LPM
 SAMPLING METHOD Low-flow SAMPLING TIME 1420

HISTORICAL DATA: WELL DEPTH 110 ft bgs, WATER DEPTH 53.1 ft, PUMP DEPTH 98 ft bgs, PURGE DURATION 30 min

Date	Time	Volume Removed	pH	Cond.	Temp.	ORP	Turb.	DO	Depth to Water	Pump Rate
		Unit: Gal	--	µS/cm ^c	°C	mV	NTU	mg/L	from TOC	LPM
9/7/21	1345		5.99	66.7	17.3	249.7	47.1	1.13	58.7	0.2
	1350		5.94	66.6	17.3	246.5	45.4	1.12	58.8	0.2
	1355		5.93	66.6	17.3	244.0	47.6	1.09	59.0	0.2
	1400		5.72	66.3	18.3	247.1	30.1	0.91	59.0	0.2
	1405		5.67	66.0	18.6	258.9	17.6	0.92	59.0	0.2
	1410		5.67	64.7	18.9	258.6	8.5	0.95	59.0	0.2
	1415		5.67	64.8	18.9	258.3	8.6	0.95	59.0	0.2
✓	1420		5.67	64.9	18.9	258.4	8.7	0.95	59.0	0.2

METHANE READING (GEM) 0.00%

COMMENTS

SIGNATURE 



EA Engineering, Science,
and Technology, Inc.

WELL PURGING AND SAMPLING RECORD

WELL ID MW-3A SAMPLE ID. MW-3A

WELL/SITE DESCRIPTION Gude Landfill

SAMPLING PERSONNEL A. Spangher

DATE 9, 2, 21 TIME 1035 WEATHER 64°F Sunny

WELL DEPTH <u> 25.55 </u> ft bgs	CASING HEIGHT <u> 2 </u> ft
WATER DEPTH <u> 8.6 </u> ft	WELL DIAMETER <u> 2 </u> in
SCREEN INTERVAL <u> 5-25 </u> ft bgs	PUMP DEPTH <u> 20 </u> ft
PUMP START TIME <u> 1040 </u> min	PUMP END TIME <u> 1110 </u> min
PUMP RATE <u> 0.2 </u> LPM	
SAMPLING METHOD <u> Low-flow </u>	SAMPLING TIME <u> 1110 </u>

HISTORICAL DATA: WELL DEPTH 25 ft bgs, WATER DEPTH 9 ft, PUMP DEPTH 15 ft bgs, PURGE DURATION 30 min

Date	Time	Volume Removed	pH	Cond.	Temp.	ORP	Turb.	DO	Depth to Water	Pump Rate
		Unit: Gal	--	μS/cm ^c	°C	mV	NTU	mg/L	from TOC	LPM
9/2/21	1040		6.82	39.6	15.0	1737	912	8.93	9.28	0.2
	1045		6.10	39.5	15.9	2143	331	8.86	9.33	0.2
	1050		5.95	39.8	16.6	2366	208	8.82	9.35	0.2
	1055		5.91	39.6	16.6	2554	130	8.81	9.35	0.2
	1100		5.88	39.8	16.9	2684	152	8.78	9.35	0.2
	1105		5.92	39.3	16.5	2807	161	8.83	9.36	0.2
	1110		5.90	39.1	16.3	2871	165	8.85	9.36	0.2

METHANE READING (GEM) 0.00%

COMMENTS _____

SIGNATURE A. Spangher

WELL PURGING AND SAMPLING RECORD

WELL ID MW-3B SAMPLE ID. MW-3B

WELL/SITE DESCRIPTION Gude Landfill

SAMPLING PERSONNEL A. Szamko

DATE 9/2/21 TIME 0950 WEATHER 64°F Sunny

WELL DEPTH 98.0 ft bgs CASING HEIGHT 2 ft
 WATER DEPTH 8.3 ft WELL DIAMETER 2 in
 SCREEN INTERVAL 76-96 ft bgs PUMP DEPTH 86 ft
 PUMP START TIME 0955 min PUMP END TIME 1035 min
 PUMP RATE 0.2 LPM SAMPLING TIME 1035
 SAMPLING METHOD Low-flow

HISTORICAL DATA: WELL DEPTH 96 ft bgs, WATER DEPTH 7.0 ft, PUMP DEPTH 86 ft bgs, PURGE DURATION 1.75 hrs

Date	Time	Volume Removed	pH	Cond.	Temp.	ORP	Turb.	DO	Depth to Water from TOC	Pump Rate
		Unit: Gal	--	µS/cm [°]	°C	mV	NTU	mg/L		LPM
	0955		7.12	90.8	14.2	342.5	173	6.02	7.95	0.2
	1000		6.89	186.5	15.3	119.0	77.9	3.21	8.15	0.2
	1005		6.92	186.1	15.8	98.9	60.1	3.43	8.22	0.2
	1010		6.94	238.8	15.1	32.2	292	1.51	8.25	0.2
	1015		7.22	241.4	15.1	-17.7	68.4	1.26	8.27	0.2
	1020		7.36	252.6	16.4	-36.9	57.2	1.08	8.29	0.2
	1025		7.43	243.3	14.7	-44.1	34.1	0.94	8.29	0.2
	1030		7.44	243.3	15.0	-39.2	31.4	0.94	8.31	0.2
	1035		7.45	243.5	15.1	-37.7	29.5	0.94	8.31	0.2

METHANE READING (GEM) 0.00%

COMMENTS _____

SIGNATURE A. Szamko

WELL PURGING AND SAMPLING RECORD

WELL ID MW-4 SAMPLE ID. MW-4

WELL/SITE DESCRIPTION Gude Landfill

SAMPLING PERSONNEL And Willey

DATE 9/7/37 TIME 12:01 WEATHER 72°F Sunny

WELL DEPTH 26.95 ft bgs CASING HEIGHT 2 ft
 WATER DEPTH 6.66 ft WELL DIAMETER 2 in
 SCREEN INTERVAL 5-25 ft bgs PUMP DEPTH 30 ft
 PUMP START TIME 1218 min PUMP END TIME 1248 min
 PUMP RATE 0.2 LPM
 SAMPLING METHOD Low-flow SAMPLING TIME 1348

HISTORICAL DATA: WELL DEPTH 25 ft bgs, WATER DEPTH 7.3 ft, PUMP DEPTH 15 ft bgs, PURGE DURATION 30 min

Date	Time	Volume Removed	pH	Cond.	Temp.	ORP	Turb.	DO	Depth to Water	Pump Rate
		Unit: Gal	--	µS/cm ^c	°C	mV	NTU	mg/L	from TOC	LPM
1118	1118	2.78	5.78	610	17.7	343	225	1.34	6.82	0.2
	1218		5.71	602	17.0	205.7	3059	0.42	6.89	0.2
	1223		5.64	626	18.6	150.1	2729	0.63	6.85	0.2
	1228		5.65	637	19.5	145.2	2350	0.47	6.92	0.2
	1233		5.65	649	20.4	142.0	880	0.46	6.95	0.2
	1236		5.65	652	20.5	131.7	521	0.35	6.97	0.2
	1243		5.64	653	20.5	130.2	484	0.31	6.98	0.2
	1248		5.64	654	20.4	128.0	475	0.27	6.98	0.2

METHANE READING (GEM) 0.0%

COMMENTS _____

SIGNATURE Res



EA Engineering, Science, and Technology, Inc.

WELL PURGING AND SAMPLING RECORD

WELL ID MW-6 SAMPLE ID. MW-6

WELL/SITE DESCRIPTION Gude Landfill

SAMPLING PERSONNEL A. Williams

DATE 9/7/11 TIME 1342 WEATHER 75°F Sunny


WELL DEPTH 22.55 ft bgs CASING HEIGHT 2 ft
 WATER DEPTH 15.56 ft WELL DIAMETER 2 in
 SCREEN INTERVAL 5-25 ft bgs PUMP DEPTH 20 ft
 PUMP START TIME 1356 min PUMP END TIME 1431 min
 PUMP RATE 0.2 LPM
 SAMPLING METHOD Low-flow SAMPLING TIME 1431

HISTORICAL DATA: WELL DEPTH 25 ft bgs, WATER DEPTH 15.7 ft, PUMP DEPTH 15 ft bgs, PURGE DURATION 30 min

Date	Time	Volume Removed	pH	Cond.	Temp.	ORP	Turb.	DO	Depth to Water from TOC	Pump Rate
		Unit: Gal	--	µS/cm ^c	°C	mV	NTU	mg/L		LPM
9/7/11	1356		5.73	1987	20.7	151.1	311	0.51	15.46	0.3
	1401		5.73	2145	23.6	130.6	254	0.38	15.93	0.2
	1406		5.73	2176	24.5	93.8	217	0.29	15.93	0.2
	1411		5.73	2204	25.2	103.2	146	0.33	15.92	0.2
	1416		5.74	2221	25.4	109.0	87.3	0.30	15.94	0.2
	1421		5.74	2197	24.9	115.1	52.3	0.29	15.95	0.2
	1426		5.75	2232	25.2	115.4	44.2	0.28	15.95	0.2
	1431		5.75	2219	25.4	115.3	41.9	0.27	15.95	0.3

METHANE READING (GEM) 0.00%

COMMENTS

SIGNATURE 



EA Engineering, Science, and Technology, Inc.

WELL PURGING AND SAMPLING RECORD

WELL ID MW-7 SAMPLE ID. MW-7

WELL/SITE DESCRIPTION Gude Landfill

SAMPLING PERSONNEL A. Scamle

DATE 8/31/21 TIME 1310 WEATHER 82°F overcast

WELL DEPTH 53.35 ft bgs CASING HEIGHT 2 ft
 WATER DEPTH 45.95 ft WELL DIAMETER 2 in
 SCREEN INTERVAL 33-53 ft bgs PUMP DEPTH 50 ft
 PUMP START TIME 1310 min PUMP END TIME 1330 min
 PUMP RATE 0.2 LPM SAMPLING TIME 1330
 SAMPLING METHOD Low-flow

HISTORICAL DATA: WELL DEPTH 53 ft bgs, WATER DEPTH 42 ft, PUMP DEPTH 43 ft bgs, PURGE DURATION 40 min

Date	Time	Volume Removed	pH	Cond.	Temp.	ORP	Turb.	DO	Depth to Water	Pump Rate
		Unit: Gal	--	µS/cm ^c	°C	mV	NTU	mg/L	from TOC	LPM
8/31/21	1310		7.07	1060	18.9	-11.1	65.5	1.41	46.65	0.2
	1315		6.39	791	20.0	49.2	15.0	0.68	46.82	0.2
	1320		6.26	771	20.9	74.7	10.5	0.62	47.00	0.2
	1325		6.21	771	21.1	85.6	8.7	0.59	47.05	0.2
	1330		6.20	771	21.1	91.5	7.4	0.58	47.06	0.2

METHANE READING (GEM) 0.00%

COMMENTS _____

SIGNATURE



EA Engineering, Science,
and Technology, Inc.

WELL PURGING AND SAMPLING RECORD

WELL ID MW-8 SAMPLE ID. MW-8

WELL/SITE DESCRIPTION Gude Landfill

SAMPLING PERSONNEL Reid W. Williams

DATE 08 / 31 / 21 TIME 1213 WEATHER 76° Sunny

WELL DEPTH 32.55 ft bgs CASING HEIGHT 2 ft
 WATER DEPTH 25.52 ft WELL DIAMETER 2 in
 SCREEN INTERVAL 10-30 ft bgs PUMP DEPTH 20 ft
 PUMP START TIME 1232 min PUMP END TIME 1247 min
 PUMP RATE 0.2 LPM
 SAMPLING METHOD Low-flow SAMPLING TIME 1247

HISTORICAL DATA: WELL DEPTH 30 ft bgs, WATER DEPTH 22 ft, PUMP DEPTH 28 ft bgs, PURGE DURATION 30 min

Date	Time	Volume Removed	pH	Cond.	Temp.	ORP	Turb.	DO	Depth to Water	Pump Rate
		Unit: Gal	--	µS/cm ^c	°C	mV	NTU	mg/L	from TOC	LPM
	1222		7.14	1323	17.6	-25.7	118.2	1.14	23.52	0.2
	1227		7.03	1316	19.5	-3.0	47.5	1.10	25.92	0.2
	1232		7.00	1354	20.9	4.8	33.9	0.99	25.94	0.2
	1237		7.01	1396	21.2	11.7	25.7	0.89	25.96	0.2
	1242		6.99	1419	23.5	17.7	23.4	0.87	25.97	0.2
	1247		7.00	1432	23.6	23.4	21.9	0.87	25.97	0.2

METHANE READING (GEM) 0.00%

COMMENTS N/A

SIGNATURE



EA Engineering, Science,
and Technology, Inc.

WELL PURGING AND SAMPLING RECORD

WELL ID MW-9 SAMPLE ID. MW-9

WELL/SITE DESCRIPTION Gude Landfill

SAMPLING PERSONNEL A. Williams

DATE 9/9/21 TIME 0832 WEATHER 66° F cloudy

WELL DEPTH 23.91 ft bgs CASING HEIGHT 2 ft
 WATER DEPTH 19.02 ft WELL DIAMETER 2 in
 SCREEN INTERVAL 5-25 ft bgs PUMP DEPTH 23 ft
 PUMP START TIME 0842 min PUMP END TIME 0912 min
 PUMP RATE 0.2 LPM SAMPLING TIME 0912
 SAMPLING METHOD Low-flow

HISTORICAL DATA: WELL DEPTH 25 ft bgs, WATER DEPTH 18.2 ft, PUMP DEPTH 23 ft bgs, PURGE DURATION 40 min

Date	Time	Volume Removed	pH	Cond. μS/cm ^c	Temp. °C	ORP mV	Turb. NTU	DO mg/L	Depth to Water from TOC	Pump Rate
		Unit: Gal								--
9/9/21	0842		5.29	162.5	19.5	286.1	290	5.73		0.2
	0847		5.33	159.7	20.1	298.2	218	5.56		0.2
	0852		5.35	161.6	20.6	286.0	226	5.56		0.2
	0857		5.35	161.6	21.7	289.2	251	5.55		0.2
	0902		5.34	161.9	22.3	283.9	241	5.55		0.2
	0907		5.34	162.4	21.9	283.5	212	5.55		0.2
	0912		5.34	162.9	21.8	283.1	209	5.54		0.2

METHANE READING (GEM) 0.009

COMMENTS _____

SIGNATURE *Peru*



EA Engineering, Science,
and Technology, Inc.

WELL PURGING AND SAMPLING RECORD

WELL ID MW-10 SAMPLE ID. MW-10

WELL/SITE DESCRIPTION Gude Landfill

SAMPLING PERSONNEL B. William

DATE 7/8/21 TIME 0905 WEATHER 73° F Sunny

WELL DEPTH 23.84 ft bgs CASING HEIGHT 2 ft
 WATER DEPTH 6.70 ft WELL DIAMETER 2 in
 SCREEN INTERVAL 5-25 ft bgs PUMP DEPTH 18 ft
 PUMP START TIME 0935 min PUMP END TIME ~~1015~~ 1015 min
 PUMP RATE 0.2 LPM SAMPLING TIME 1015
 SAMPLING METHOD Low-flow

HISTORICAL DATA: WELL DEPTH 25 ft bgs, WATER DEPTH 6.5 ft, PUMP DEPTH 15 ft bgs, PURGE DURATION 60 min

Date	Time	Volume Removed	pH	Cond.	Temp.	ORP	Turb.	DO	Depth to Water	Pump Rate
		Unit: Gal	--	µS/cm ^c	°C	mV	NTU	mg/L	from TOC	LPM
	0935		5.86	116.2	16.4	186.1	610	2.42	9.31	0.2
	0940		5.82	112.6	17.3	166.1	245	2.20	9.42	0.2
	0945		5.81	114.4	18.5	165.1	291	2.15	9.49	0.2
	0950		5.80	116.6	19.2	160.4	201	2.03	9.59	0.2
	0955		5.80	118.9	19.7	156.6	149	1.93	9.65	0.2
	1000		5.79	120.8	20.0	154.6	201	1.80	9.71	0.2
	1005		5.78	121.2	20.3	159.1	221	1.69	9.74	0.2
	1010		5.77	122.3	20.0	156.4	217	1.67	9.76	0.2
	1015		5.77	123.1	20.1	153.2	215	1.65	9.77	0.2

METHANE READING (GEM) 0.00%

COMMENTS _____

SIGNATURE



EA Engineering, Science,
and Technology, Inc.

WELL PURGING AND SAMPLING RECORD

WELL ID MW-11A SAMPLE ID. MW-11A

WELL/SITE DESCRIPTION Gude Landfill

SAMPLING PERSONNEL D. Williams

DATE 9, 8, 21 TIME 1204 WEATHER 81°F Sunny


WELL DEPTH 28.17 ft bgs CASING HEIGHT 2 ft
 WATER DEPTH 16.85 ft WELL DIAMETER 2 in
 SCREEN INTERVAL 10-30 ft bgs PUMP DEPTH 25 ft
 PUMP START TIME 1230 min PUMP END TIME 1305 min
 PUMP RATE 0.2 LPM SAMPLING TIME 1305
 SAMPLING METHOD Low-flow

HISTORICAL DATA: WELL DEPTH 30 ft bgs, WATER DEPTH 16 ft, PUMP DEPTH 23 ft bgs, PURGE DURATION 70 min

Date	Time	Volume Removed	pH	Cond.	Temp.	ORP	Turb.	DO	Depth to Water	Pump Rate
		Unit: Gal	--	µS/cm ^c	°C	mV	NTU	mg/L	from TOC	LPM
	1230		5.43	156.5	15.7	277.2	141	5.41	17.99	0.2
	1235		5.40	165.2	18.2	243.2	242	5.44	17.64	0.2
	1230		5.41	171.8	19.9	219.6	180	5.83	17.70	0.2
	1235		5.41	176.2	21.0	217.7	128	5.69	17.64	0.2
	1240		5.42	178.6	21.5	217.9	112	5.51	17.66	0.2
	1245		5.43	181.9	22.5	218.8	138	5.54	17.50	0.2
	1250		5.44	180.4	22.5	200.7	101	5.34	17.55	0.2
	1255		5.44	179.1	21.1	195.2	79.4	5.37	17.59	0.2
	1300		5.45	178.3	21.3	193.1	73.2	5.28	17.60	0.2
	1305		5.45	177.1	21.2	194.9	71.5	5.27	17.61	0.2

METHANE READING (GEM) 0-00%

COMMENTS

SIGNATURE 



EA Engineering, Science,
and Technology, Inc.

WELL PURGING AND SAMPLING RECORD

WELL ID MW-11B SAMPLE ID. MW-11B

WELL/SITE DESCRIPTION Gude Landfill

SAMPLING PERSONNEL R. Williams

DATE 9/8/21 TIME 1054 WEATHER 76°F Sunny


WELL DEPTH 89.85 ft bgs CASING HEIGHT 2 ft
 WATER DEPTH 17.86 ft WELL DIAMETER 2 in
 SCREEN INTERVAL 73-93 ft bgs PUMP DEPTH 83 ft
 PUMP START TIME 1115 min PUMP END TIME 1140 min
 PUMP RATE 0.2 LPM SAMPLING TIME 1140
 SAMPLING METHOD Low-flow

HISTORICAL DATA: WELL DEPTH 93 ft bgs, WATER DEPTH 17 ft, PUMP DEPTH 83 ft bgs, PURGE DURATION 25 min

Date	Time	Volume Removed	pH	Cond.	Temp.	ORP	Turb.	DO	Depth to Water	Pump Rate
		Unit: Gal	--	µS/cm ^c	°C	mV	NTU	mg/L	from TOC	LPM
	1115		6.27	202.8	15.4	208.7	17.0	3.84	18.04	0.2
	1120		6.22	201.8	15.3	207.6	10.7	3.48	18.04	0.2
	1125		6.21	203.4	15.7	204.1	12.3	3.44	18.04	0.2
	1130		6.18	204.3	16.0	206.1	12.7	3.41	18.04	0.2
	1135		6.17	205.7	15.5	208.1	10.1	3.40	18.04	0.2
	1140		6.17	206.9	15.6	205.9	19.2	3.40	18.04	0.2

METHANE READING (GEM) 0.00 %

COMMENTS _____

SIGNATURE 



EA Engineering, Science,
and Technology, Inc.

WELL PURGING AND SAMPLING RECORD

WELL ID MW-12 SAMPLE ID. MW-12

WELL/SITE DESCRIPTION Gude Landfill

SAMPLING PERSONNEL A. Scansle

DATE 9/9/21 TIME 0830 WEATHER 66°F cloudy

WELL DEPTH <u>23.25</u> ft bgs	CASING HEIGHT <u>2</u> ft
WATER DEPTH <u>15.6</u> ft	WELL DIAMETER <u>2</u> in
SCREEN INTERVAL <u>5-25</u> ft bgs	PUMP DEPTH <u>22</u> ft
PUMP START TIME <u>0850</u> min	PUMP END TIME <u>—</u> min
PUMP RATE <u>0.2</u> LPM	
SAMPLING METHOD <u>Low-flow</u>	SAMPLING TIME <u>0930</u>

HISTORICAL DATA: WELL DEPTH 25 ft bgs, WATER DEPTH 14.1 ft, PUMP DEPTH 20 ft bgs, PURGE DURATION 60 min

Date	Time	Volume Removed	pH	Cond.	Temp.	ORP	Turb.	DO	Depth to Water from TOC	Pump Rate
		Unit: Gal	--	µS/cm ^c	°C	mV	NTU	mg/L		LPM
9/9/21 ↓	0850		6.41	381.0	18.2	220.3	852.8	5.21	15.7	0.2
	0855		5.97	258.7	18.9	259.5	238.8	5.06	15.8	0.2
	0900		5.84	382.8	21.6	269.3	114.4	4.95	15.8	0.2
	0905		5.85	391.9	22.0	277.5	116.6	4.92	15.8	0.2
	0910		5.83	271.6	22.5	211.3	104.8	4.91	15.8	0.2
	0915		5.81	415.7	23.4	272.4	45.2	4.80	15.8	0.2
	0920		5.82	418.5	23.4	294.8	45.5	4.84	15.8	0.2
	0925		5.82	418.6	23.4	294.9	45.8	4.84	15.8	0.2
0930		5.82	418.6	23.4	295.0	46.0	4.85	15.8	0.2	
									15.8	

METHANE READING (GEM) 0.00%

COMMENTS _____

SIGNATURE



WELL PURGING AND SAMPLING RECORD

WELL ID MW-13A SAMPLE ID. MW-13A

WELL/SITE DESCRIPTION Gude Landfill

SAMPLING PERSONNEL A. Szamko

DATE 8 / 30 / 21 TIME 1020 WEATHER 81°F Sunny

WELL DEPTH 26.12 ft bgs CASING HEIGHT 2 ft
 WATER DEPTH 0.80 ft WELL DIAMETER 2 in
 SCREEN INTERVAL 5-25 ft bgs PUMP DEPTH 20 ft
 PUMP START TIME 1025 min PUMP END TIME min
 PUMP RATE 0.2 LPM
 SAMPLING METHOD Low-flow SAMPLING TIME 1105

HISTORICAL DATA: WELL DEPTH 25 ft bgs, WATER DEPTH 7.5 ft, PUMP DEPTH 15 ft bgs, PURGE DURATION 30 min

Date	Time	Volume Removed	pH	Cond.	Temp.	ORP	Turb.	DO	Depth to Water from TOC	Pump Rate
		Unit: Gal	--	µS/cm ^c	°C	mV	NTU	mg/L		LPM
8/30/21	1030	—	5.33	404.6	16.4	382.0	401.7	0.92	6.81	0.2
	1035		5.05	417.3	18.1	312.1	114.7	0.69	6.85	0.2
	1040		5.08	420.6	18.4	260.0	100.6	0.66	6.88	0.2
	1045		5.06	419.2	18.2	297.5	99.2	0.66	6.89	0.2
	1050		5.04	422.7	18.6	309.4	67.1	0.62	6.95	0.2
	1055		5.04	423.1	18.5	306.9	63.3	0.61	6.95	0.2
	1100		5.04	422.5	18.5	307.4	62.1	0.60	6.95	0.2
	1105		5.04	422.5	18.5	307.5	62.5	0.60	6.95	0.2

METHANE READING (GEM) 0.00%

COMMENTS

SIGNATURE



EA Engineering, Science,
and Technology, Inc.

WELL PURGING AND SAMPLING RECORD

WELL ID MW-13B SAMPLE ID. MW-13B, OB30

WELL/SITE DESCRIPTION Gude Landfill

SAMPLING PERSONNEL A. Szamski

DATE 8/30/21 TIME 0830 WEATHER 70°F Sunny

WELL DEPTH <u>96.12</u> ft bgs	CASING HEIGHT <u>2</u> ft
WATER DEPTH <u>6.10</u> ft	WELL DIAMETER <u>2</u> in
SCREEN INTERVAL <u>75-95</u> ft bgs	PUMP DEPTH <u>85</u> ft
PUMP START TIME <u>0930</u> min	PUMP END TIME <u>1015</u> min
PUMP RATE <u>0.2</u> LPM	
SAMPLING METHOD <u>Low-flow</u>	SAMPLING TIME <u>1000</u>

HISTORICAL DATA: WELL DEPTH 95 ft bgs, WATER DEPTH 6.2 ft, PUMP DEPTH 85 ft bgs, PURGE DURATION 30 min

Date	Time	Volume Removed	pH	Cond.	Temp.	ORP	Turb.	DO	Depth to Water from TOC	Pump Rate
		Unit: Gal	--	µS/cm ^c	°C	mV	NTU	mg/L		LPM
<u>8/30/21</u>	<u>0930</u>	<u>-</u>	<u>6.54</u>	<u>709</u>	<u>14.9</u>	<u>381.1</u>	<u>18.6</u>	<u>1.27</u>	<u>6.10</u>	<u>0.2</u>
	<u>0935</u>		<u>6.22</u>	<u>717</u>	<u>14.8</u>	<u>314.1</u>	<u>7.5</u>	<u>0.85</u>	<u>6.12</u>	<u>0.2</u>
	<u>0940</u>		<u>5.98</u>	<u>721</u>	<u>15.0</u>	<u>274.0</u>	<u>4.5</u>	<u>0.72</u>	<u>6.12</u>	<u>0.2</u>
	<u>0945</u>		<u>6.04</u>	<u>720</u>	<u>15.0</u>	<u>275.8</u>	<u>4.0</u>	<u>0.70</u>	<u>6.12</u>	<u>0.2</u>
	<u>0950</u>		<u>6.02</u>	<u>720</u>	<u>15.1</u>	<u>277.4</u>	<u>3.4</u>	<u>0.68</u>	<u>6.12</u>	<u>0.2</u>
	<u>0955</u>		<u>6.02</u>	<u>720</u>	<u>15.0</u>	<u>278.6</u>	<u>2.8</u>	<u>0.68</u>	<u>6.12</u>	<u>0.2</u>
	<u>1000</u>		<u>6.02</u>	<u>720</u>	<u>15.0</u>	<u>278.7</u>	<u>2.7</u>	<u>0.67</u>	<u>6.12</u>	<u>0.2</u>

DUPLICATE SAMPLE ID: **OB30**

METHANE READING (GEM) 0.00

COMMENTS Wrong fittings on pump set up time took longer

SIGNATURE *A. Szamski*



EA Engineering, Science,
and Technology, Inc.

WELL PURGING AND SAMPLING RECORD

WELL ID MW-14A SAMPLE ID. MW-14A

WELL/SITE DESCRIPTION Gude Landfill

SAMPLING PERSONNEL A. Scamari

DATE 9/8/21 TIME 1310 WEATHER 79°F Sunny

WELL DEPTH 38.82 ft bgs CASING HEIGHT 2 ft
 WATER DEPTH 19.95 ft WELL DIAMETER 2 in
 SCREEN INTERVAL 30-40 ft bgs PUMP DEPTH — ft
 PUMP START TIME 1315 min PUMP END TIME — min
 PUMP RATE 0.2 LPM
 SAMPLING METHOD Low-flow SAMPLING TIME 1445

HISTORICAL DATA: WELL DEPTH 40 ft bgs, WATER DEPTH 17.4 ft, PUMP DEPTH 35 ft bgs, PURGE DURATION 1.5 hrs

Date	Time	Volume Removed	pH	Cond.	Temp.	ORP	Turb.	DO	Depth to Water from TOC	Pump Rate
		Unit: Gal	--	µS/cm ^c	°C	mV	NTU	mg/L		LPM
9/8/21	1315		6.51	432.9	19.9	239.6	1804.6	5.76	20.01	0.2
	1320		6.44	485.4	20.2	246.9	1504.3	5.79	21.02	0.2
	1325		6.59	483.1	24.6	249.0	344.2	5.59	21.05	0.2
	1330		6.13	440.8	22.4	214.5	1009.3	5.49	21.08	0.2
	1335		6.08	421.5	22.1	231.3	790.1	5.56	21.08	0.2
	1340		6.12	421.4	22.0	232.2	819.3	5.86	21.08	0.2
	1345		6.11	413.2	21.9	243.4	669.3	5.57	21.08	0.2
	1350		6.11	413.2	21.8	243.6	704.3	5.58		0.2
	1355		6.10	405	21.8	246.0	535.1	5.60		0.2
	1400		6.09	395.8	21.8	264.5	255.7	5.60		0.2
	1405		6.09	392.8	21.5	276.6	116.1	5.60		0.2
	1410		6.10	393.2	21.5	271.0	109.4	5.60		0.2
	1415		6.10	393.6	21.5	271.4	85.9	5.60		0.2

METHANE READING (GEM) 0.00%

COMMENTS _____

SIGNATURE



EA Engineering, Science,
and Technology, Inc.

WELL PURGING AND SAMPLING RECORD

WELL ID MW-14B SAMPLE ID. MW-14B

WELL/SITE DESCRIPTION Gude Landfill

SAMPLING PERSONNEL A. Williams

DATE 9/8/21 TIME 1331 WEATHER 84°F Sunny

WELL DEPTH 98.95 ft bgs CASING HEIGHT 2 ft
 WATER DEPTH 21.69 ft WELL DIAMETER 2 in
 SCREEN INTERVAL 88-98 ft bgs PUMP DEPTH 93 ft
 PUMP START TIME 1348 min PUMP END TIME 1423 min
 PUMP RATE 0.2 LPM SAMPLING TIME 1423
 SAMPLING METHOD Low-flow

HISTORICAL DATA: WELL DEPTH 98 ft bgs, WATER DEPTH 92 ft, PUMP DEPTH 92 ft bgs, PURGE DURATION 25 min

Date	Time	Volume Removed	pH	Cond.	Temp.	ORP	Turb.	DO	Depth to Water from TOC	Pump Rate
		Unit: Gal	--	µS/cm ^c	°C	mV	NTU	mg/L		LPM
	1348		5.77	180.3	18.3	258.3	13.4	5.21	21.96	0.2
	1353		5.72	180.2	18.7	249.7	8.6	5.01	21.98	0.2
	1358		5.72	182.0	19.1	254.8	8.5	4.92	21.98	0.2
	1403		5.71	183.0	18.8	258.2	10.9	4.89	21.91	0.2
	1408		5.71	185.2	19.5	259.3	14.1	4.82	21.95	0.2
	1413		5.71	185.3	19.6	251.8	15.0	4.40	21.95	0.2
	1418		5.71	183.6	20.1	255.9	11.1	4.77	21.95	0.2
	1423		5.70	185.9	20.0	255.4	10.1	4.76	21.95	0.2

METHANE READING (GEM) 0.00%

COMMENTS _____

SIGNATURE *Rein*

WELL PURGING AND SAMPLING RECORD

WELL ID MW-15 SAMPLE ID. MW-15
 WELL/SITE DESCRIPTION Gude Landfill
 SAMPLING PERSONNEL R. Williams

DATE 9 / 9 / 11 TIME 9:52 WEATHER 68°F cloudy


WELL DEPTH ~~28.50~~ 40.85 ft bgs CASING HEIGHT 2 ft
 WATER DEPTH 14.25 ft WELL DIAMETER 2 in
 SCREEN INTERVAL 30-40 ft bgs PUMP DEPTH 35 ft
 PUMP START TIME 1004 min PUMP END TIME 1101 min
 PUMP RATE 0.2 LPM SAMPLING TIME 1102

HISTORICAL DATA: WELL DEPTH 40 ft bgs, WATER DEPTH 12.6 ft, PUMP DEPTH 35 ft bgs, PURGE DURATION 1.75 hrs

Date	Time	Volume Removed	pH	Cond.	Temp.	ORP	Turb.	DO	Depth to Water from TOC	Pump Rate
		Unit: Gal	--	µS/cm ^c	°C	mV	NTU	mg/L		LPM
	1002		5.46	201.8	17.3	218.0	4809	4.15	14.69	0.2
	1007		5.49	203.4	17.6	238.2	4603	4.29	14.68	0.2
	1012		5.17	194.4	17.0	267.8	3669	4.36	14.71	0.3
	1017		5.43	197.6	16.7	220.3	1931	4.18	14.73	0.2
	1022		5.43	198.4	16.7	215.9	1151	4.13	14.72	0.2
	1027		5.43	199.1	17.0	188.8	746	4.11	14.72	0.2
	1032		5.43	197.3	17.1	195.8	565	4.12	14.73	0.2
	1037		5.44	196.1	17.1	216.5	425	4.14	14.73	0.2
	1042		5.44	196.1	17.2	220.9	294	4.15	14.74	0.2
	1047		5.44	194.7	17.2	229.6	177	4.16	14.74	0.2
	1052		5.44	193.8	17.1	253.0	190	4.19	14.75	0.2
	1057		5.44	191.4	17.0	272.1	201	4.19	14.76	0.2
	1102		5.44	190.1	16.9	282.3	205	4.18	14.76	0.2

METHANE READING (GEM) 0.00%

COMMENTS

SIGNATURE 



WELL PURGING AND SAMPLING RECORD

WELL ID MW-16A SAMPLE ID. MW-16A

WELL/SITE DESCRIPTION Gude Landfill

SAMPLING PERSONNEL A. Szamela

DATE 8/31/21 TIME 1000 WEATHER 77°F Sunny

WELL DEPTH 65.67 ft bgs CASING HEIGHT — ft
 WATER DEPTH 45.02 ft WELL DIAMETER — in
 SCREEN INTERVAL 40-60 ft bgs PUMP DEPTH 50 ft
 PUMP START TIME 1000 min PUMP END TIME 1045 min
 PUMP RATE 0.2 LPM
 SAMPLING METHOD Low-flow SAMPLING TIME 1040

HISTORICAL DATA: WELL DEPTH 63.66 ft bgs, WATER DEPTH 44.2 ft, PUMP DEPTH 50 ft bgs, PURGE DURATION 50 min

Date	Time	Volume Removed	pH	Cond.	Temp.	ORP	Turb.	DO	Depth to Water from TOC	Pump Rate
		Unit: Gal	--	µS/cm [°]	°C	mV	NTU	mg/L		LPM
8/31/21	1000		6.58	787	20.6	-9.8	314.5	0.79	44.55	0.2
	1005		6.47	797	21.3	-26.9	368.6	0.65	44.55	0.2
	1010		6.44	804	21.9	-25.5	285.0	0.60	45.7	0.2
	1015		6.42	813	22.6	-22.0	240.7	0.60	45.9	0.2
	1020		6.47	817	23.3	-26.9	136.8	0.55	45.99	0.2
	1025		6.38	815	23.2	-24.1	117.4	0.55	46.81	0.2
	1030		6.40	807	23.3	-17.3	66.3	0.55	47.85	0.2
	1035		6.41	807	23.3	-17.6	66.2	0.55	47.88	
	1040		6.41	807	23.3	-16.9	66.5	0.55	47.89	

METHANE READING (GEM) 0.00%

COMMENTS _____

SIGNATURE A. Szamela



EA Engineering, Science,
and Technology, Inc.

WELL PURGING AND SAMPLING RECORD

WELL ID MW-16B SAMPLE ID. MW-16B

WELL/SITE DESCRIPTION Gude Landfill

SAMPLING PERSONNEL A. Starnski

DATE 8/31/21 TIME 0905 WEATHER 75°F sunny

WELL DEPTH <u> </u> 105.5 <u> </u> ft bgs	CASING HEIGHT <u> </u> <u> </u> ft
WATER DEPTH <u> </u> 45.45 <u> </u> ft	WELL DIAMETER <u> </u> <u> </u> in
SCREEN INTERVAL <u> </u> 80-100 <u> </u> ft bgs	PUMP DEPTH <u> </u> 90 <u> </u> ft
PUMP START TIME <u> </u> 0915 <u> </u> min	PUMP END TIME <u> </u> 0950 <u> </u> min
PUMP RATE <u> </u> 0.2 <u> </u> LPM	
SAMPLING METHOD <u> </u> Low-flow <u> </u>	SAMPLING TIME <u> </u> 0945 <u> </u>

HISTORICAL DATA: WELL DEPTH 90 ft bgs, WATER DEPTH 43.8 ft, PUMP DEPTH 90 ft bgs, PURGE DURATION 30 min

Date	Time	Volume Removed	pH	Cond.	Temp.	ORP	Turb.	DO	Depth to Water from TOC	Pump Rate
		Unit: Gal	--	µS/cm ^c	°C	mV	NTU	mg/L		LPM
8/31/21	0915		7.63	952	20.9	339.9	16.4	2.74	45.45	0.2
	0920		6.24	1103	20.7	60.2	55.5	0.82	44.70	0.2
	0925		6.15	1114	21.4	65.3	31.2	0.84	44.71	0.2
	0930		6.14	1123	21.9	65.7	27.4	0.85	44.71	0.2
	0935		6.15	1121	21.9	70.3	20.7	0.80	44.71	0.2
	0940		6.14	1118	21.8	71.5	20.6	0.85	44.71	0.2
✓	0945		6.14	1118	21.8	71.2	20.5	0.85	44.71	0.2

METHANE READING (GEM) 0.60%

COMMENTS

SIGNATURE



EA Engineering, Science,
and Technology, Inc.

WELL PURGING AND SAMPLING RECORD

WELL ID MW-19A SAMPLE ID. MW-19A

WELL/SITE DESCRIPTION Gude Landfill

SAMPLING PERSONNEL A. Scanzzi

DATE 9, 8, 21 TIME 1030 WEATHER 72°F Sunny

WELL DEPTH 28.5 ft bgs CASING HEIGHT - ft
 WATER DEPTH 5.1 ft WELL DIAMETER - in
 SCREEN INTERVAL 6-26 ft bgs PUMP DEPTH 29 ft
 PUMP START TIME 1030 min PUMP END TIME - min
 PUMP RATE 0.2 LPM
 SAMPLING METHOD Low-flow SAMPLING TIME 1100

HISTORICAL DATA: WELL DEPTH 30 ft bgs, WATER DEPTH 4.5 ft, PUMP DEPTH 16 ft bgs, PURGE DURATION 40 min

Date	Time	Volume Removed	pH	Cond.	Temp.	ORP	Turb.	DO	Depth to Water	Pump Rate
		Unit: Gal	--	µS/cm ^c	°C	mV	NTU	mg/L	from TOC	LPM
9/8/21	1030		6.85	1029	16.3	398.9	420.5	1.09	5.10	0.2
	1035		6.07	1016	16.1	342.7	233.9	0.77	5.15	0.2
	1040		5.97	1057	17.8	334.1	112.3	0.75	5.25	0.2
	1045		5.99	1064	18.2	319.9	63.8	0.72	5.15	0.2
	1050		5.99	1075	18.5	322.5	70.5	0.68	5.15	0.2
	1055		5.99	1075	18.5	322.9	71.0	0.68	5.15	0.2
	1100		5.99	1076	18.5	322.7	70.1	0.68	5.15	0.2

METHANE READING (GEM) 0.00%

COMMENTS _____

SIGNATURE



EA Engineering, Science,
and Technology, Inc.

WELL PURGING AND SAMPLING RECORD (Continued)

WELL ID MW-19A SAMPLE ID. _____

Date	Time	Volume Removed	pH	Cond. μS/cm ^c	Temp. °C	ORP mV	Turb. NTU	DO mg/L	Depth to Water from TOC	Pump Rate
		Unit: Gal								--
9/18/21	14 20		6.06	407.5	21.9	281.2	52.0	5.59	21.08	0.2
	14 25		6.08	408.2	21.7	286.4	50.9	5.66		0.2
	14 30		6.09	401.2	21.2	274.6	71.5	5.67		0.2
	14 35		6.09	401.2	21.2	274.7	71.8	5.68		0.2
	14 40		6.09	401.2	21.2	274.8	72.3	5.67		0.2
✓	14 45		6.10	401.2	21.2	275.0	72.1	5.67	✓	0.2

SAMPLING TIME 1445

COMMENTS _____



WELL PURGING AND SAMPLING RECORD

WELL ID MW-19B SAMPLE ID. MW-19B
 WELL/SITE DESCRIPTION Gude Landfill
 SAMPLING PERSONNEL A. Siemski

DATE 9, 8, 21 TIME 0930 WEATHER 72°F Sunny

WELL DEPTH 78.75 HIST 78.62) ft bgs CASING HEIGHT — ft
 WATER DEPTH 4.4 ft WELL DIAMETER — in
 SCREEN INTERVAL 56-76 ft bgs PUMP DEPTH 65 ft
 PUMP START TIME 0940 min PUMP END TIME — min
 PUMP RATE 0.2 LPM SAMPLING TIME 1085
 SAMPLING METHOD Low-flow

HISTORICAL DATA: WELL DEPTH 78.62 ft bgs, WATER DEPTH 4.2 ft, PUMP DEPTH 66 ft bgs, PURGE DURATION 35 min

Date	Time	Volume Removed	pH	Cond.	Temp.	ORP	Turb.	DO	Depth to Water from TOC	Pump Rate
		Unit: Gal	--	µS/cm ^c	°C	mV	NTU	mg/L		LPM
9/7/21	0940		6.97	898	18.1	175.5	5.5	5.65	4.5	0.2
	0945		6.21	824	20.0	233.7	3.8	6.91	4.8	0.2
	0950		6.23	820	19.7	233.2	2.8	6.98	4.8	0.2
	0955		6.20	840	19.7	278.1	1.8	0.91	4.8	0.2
	10 00		6.20	840	19.9	315.3	1.3	0.87	4.8	0.2
	10 05		6.20	843	19.9	312.4	1.2	0.88	4.8	0.2
	10 10		6.20	842	19.9	312.8	1.2	0.88	4.8	0.2
	10 15		6.20	842	19.9	312.9	1.3	0.87	4.8	0.2

METHANE READING (GEM) 0.05%

COMMENTS _____

SIGNATURE A. Siemski



EA Engineering, Science,
and Technology, Inc.

WELL PURGING AND SAMPLING RECORD

WELL ID MW-21A SAMPLE ID. MW-21A

WELL/SITE DESCRIPTION Guide Landfill

SAMPLING PERSONNEL A. Starns/G. Reid Williams

DATE 9/3/21 TIME 1113 WEATHER 70°F Sunny

WELL DEPTH 28.05 ft bgs CASING HEIGHT _____ ft
 WATER DEPTH 6.28 ft WELL DIAMETER 0.2 in
 SCREEN INTERVAL 6-26 ft bgs PUMP DEPTH 21 ft
 PUMP START TIME 1120 min PUMP END TIME 1140 min
 PUMP RATE 0.2 LPM SAMPLING TIME 1140
 SAMPLING METHOD Low-flow

HISTORICAL DATA: WELL DEPTH 25 ft bgs, WATER DEPTH 4.0 ft, PUMP DEPTH 16 ft bgs, PURGE DURATION 20 min

Date	Time	Volume Removed	pH	Cond.	Temp.	ORP	Turb.	DO	Depth to Water	Pump Rate
		Unit: Gal	--	µS/cm ^c	°C	mV	NTU	mg/L	from TOC	LPM
	1120		6.42	930	17.8	4.7	208	0.79	6.98	0.2
	1125		6.32	932	18.2	6.6	134	0.70	7.04	0.2
	1130		6.28	923	19.2	11.5	49.3	0.63	7.05	0.2
	1135		6.27	915	19.4	12.5	30.3	0.61	7.05	0.2
	1140		6.26	911	19.5	13.5	28.1	0.60	7.05	0.2

METHANE READING (GEM) 0.00%

COMMENTS _____

SIGNATURE Rew

WELL PURGING AND SAMPLING RECORD

WELL ID MW-21B SAMPLE ID. MW-21B

WELL/SITE DESCRIPTION Gude Landfill

SAMPLING PERSONNEL A. Szymanski, R. Williams

DATE 9/3/21 TIME 11:41 WEATHER 71°F Sunny

WELL DEPTH 90.9 ft bgs CASING HEIGHT _____ ft
 WATER DEPTH 6.12 ft WELL DIAMETER 2 in
 SCREEN INTERVAL 57-87 ft bgs PUMP DEPTH 77 ft
 PUMP START TIME 1150 min PUMP END TIME 1235 min
 PUMP RATE 0.2 LPM SAMPLING TIME 1235
 SAMPLING METHOD Low-flow

HISTORICAL DATA: WELL DEPTH 91 ft bgs, WATER DEPTH 6.3 ft, PUMP DEPTH 72 ft bgs, PURGE DURATION 120 min

Date	Time	Volume Removed	pH	Cond.	Temp.	ORP	Turb.	DO	Depth to Water from TOC	Pump Rate
		Unit: Gal	--	µS/cm ²	°C	mV	NTU	mg/L		LPM
	1150		6.55	851	16.1	15.3	54.2	1.89	6.58	0.2
	1155		6.22	957	18.0	11.2	55.7	1.38	7.14	0.2
	1200		6.34	872	17.1	10.0	78.5	2.22	7.41	0.2
	1205		6.39	861	17.1	11.1	71.2	2.39	7.53	0.2
	1210		6.44	838	17.4	13.8	67.7	2.70	7.64	0.2
	1215		6.42	837	18.9	14.4	50.9	2.71	7.75	0.2
	1220		6.46	835	19.1	14.7	49.4	2.71	7.81	0.2
	1225		6.46	835	18.4	14.9	49.1	2.72	7.91	0.2
	1230		6.46	834	17.5	15.1	48.5	2.72	7.92	0.2
	1235		6.46	834	17.3	15.4	47.7	2.71	7.93	0.2

6.35

METHANE READING (GEM) 0.00%

COMMENTS _____

SIGNATURE RW



EA Engineering, Science,
and Technology, Inc.

WELL PURGING AND SAMPLING RECORD

WELL ID MW-22A SAMPLE ID. MW-22A

WELL/SITE DESCRIPTION Gude Landfill

SAMPLING PERSONNEL Reid Williams

DATE 9/12/11 TIME 1430 WEATHER 75°F Sunny

WELL DEPTH 28.86 ft bgs CASING HEIGHT ft
 WATER DEPTH 5.63 ft WELL DIAMETER 0.2 in
 SCREEN INTERVAL 6-26 ft bgs PUMP DEPTH 16 ft
 PUMP START TIME 1435 min PUMP END TIME 1505 min
 PUMP RATE 0.2 LPM SAMPLING TIME 1505

HISTORICAL DATA: WELL DEPTH 29 ft bgs, WATER DEPTH 5.8 ft, PUMP DEPTH 16 ft bgs, PURGE DURATION 30 min

Date	Time	Volume Removed	pH	Cond.	Temp.	ORP	Turb.	DO	Depth to Water	Pump Rate
		Unit: Gal	--	µS/cm ^c	°C	mV	NTU	mg/L	from TOC	LPM
9/12/11	1435		6.83	1112	16.5	-9.9	324	0.69	5.98	0.2
	1440		6.77	1116	17.1	-10.5	208	0.62	6.00	0.2
	1445		6.76	1114	17.3	-11.1	164	0.59	6.00	0.2
	1450		6.76	1116	17.5	-11.7	123	0.57	6.00	0.2
	1455		6.77	1116	17.6	-11.9	600	0.56	6.00	0.2
✓	1500		6.79	1116	17.6	-11.6	63.4 47.9	0.55	6.01	0.2
	1505		6.76	1117	17.7	-10.8	40.2	0.54	6.00	0.2

METHANE READING (GEM) 0.00%

COMMENTS

SIGNATURE *Reid Williams*



WELL PURGING AND SAMPLING RECORD

WELL ID MW-22B SAMPLE ID. MW-22B
WELL/SITE DESCRIPTION Gude Landfill
SAMPLING PERSONNEL A. Scarnes

DATE 9, 2, 21 TIME 1400 WEATHER 75°F Sunny

WELL DEPTH 100.85 ft bgs CASING HEIGHT _____ ft
WATER DEPTH 2.95 ft WELL DIAMETER 0.2 in
SCREEN INTERVAL 77-97 ft bgs PUMP DEPTH 47 ft
PUMP START TIME 1408 min PUMP END TIME 1423 min
PUMP RATE 0.2 LPM SAMPLING TIME 1423
SAMPLING METHOD Low-flow

HISTORICAL DATA: WELL DEPTH 100 ft bgs, WATER DEPTH 4.3 ft, PUMP DEPTH 87 ft bgs, PURGE DURATION 25 min

Date	Time	Volume Removed	pH	Cond.	Temp.	ORP	Turb.	DO	Depth to Water	Pump Rate
		Unit: Gal	--	µS/cm ^c	°C	mV	NTU	mg/L	from TOC	LPM
	1408		7.97	884	19.4	274.5	100	2.85	3.05	0.2
	1413		7.25	913	20.7	280.6	10.3	2.49	3.11	0.2
	1418		7.20	914	20.8	267.2	6.5	2.35	3.17	0.2
	1423		7.18	916	20.9	254.1	6.3	2.31	3.13	0.2

METHANE READING (GEM) 0.00%

COMMENTS _____

SIGNATURE



EA Engineering, Science,
and Technology, Inc.

WELL PURGING AND SAMPLING RECORD

WELL ID MW-23A SAMPLE ID. MW-23A

WELL/SITE DESCRIPTION Gude Landfill

SAMPLING PERSONNEL Reid William

DATE 9/7/21 TIME 0902 WEATHER 71°F Sunny


WELL DEPTH 88.09 ft bgs CASING HEIGHT Flush ft
 WATER DEPTH 23.34 ft WELL DIAMETER 0.3 in
 SCREEN INTERVAL 68-88 ft bgs PUMP DEPTH 78 ft
 PUMP START TIME 0915 min PUMP END TIME 0950 min
 PUMP RATE 0.2 LPM SAMPLING TIME 0950
 SAMPLING METHOD Low-flow

HISTORICAL DATA: WELL DEPTH 46.5 ft bgs, WATER DEPTH 24.4 ft, PUMP DEPTH 40 ft bgs, PURGE DURATION 1.75 hrs

Date	Time	Volume Removed	pH	Cond.	Temp.	ORP	Turb.	DO	Depth to Water	Pump Rate
		Unit: Gal	--	µS/cm ^c	°C	mV	NTU	mg/L	from TOC	LPM
9/7/21	0915		6.77	116.7	15.9	30.0	29.3	4.98	24.85	0.2
	0920		6.16	405.5	17.0	34.7	55.2	1.41	25.14	0.2
	0925		6.11	446.4	17.0	6.1	59.0	0.63	25.37	0.2
	0930		6.14	454.1	17.4	-37.0	50.0	0.56	25.44	0.2
	0935		6.17	456.5	17.4	-51.0	36.2	0.51	25.48	0.2
	0940		6.17	455.0	17.1	-57.9	29.1	0.50	25.51	0.2
	0945		6.17	455.4	17.5	-56.9	23.0	0.48	25.51	0.2
	0950		6.17	453.9	17.4	-58.3	21.1	0.48	25.52	0.2

METHANE READING (GEM) 0.0090

COMMENTS _____

SIGNATURE 



EA Engineering, Science,
and Technology, Inc.

WELL PURGING AND SAMPLING RECORD

WELL ID MW-23B SAMPLE ID. MW-23B

WELL/SITE DESCRIPTION Gude Landfill

SAMPLING PERSONNEL Reid Williams

DATE 9, 7, 21 TIME 1001 WEATHER 71°F Sunny

WELL DEPTH ~~89.4~~ 44.52 ft bgs CASING HEIGHT flush ft
 WATER DEPTH 24.91 ft WELL DIAMETER 0.2 in
 SCREEN INTERVAL 26-46 (ft bgs) PUMP DEPTH 91 ft
 PUMP START TIME 1014 min PUMP END TIME 1054 min
 PUMP RATE 0.2 LPM SAMPLING TIME 1054
 SAMPLING METHOD Low-flow

HISTORICAL DATA: WELL DEPTH 89.4 ft bgs, WATER DEPTH 23.6 ft, PUMP DEPTH 40 ft bgs, PURGE DURATION 20 min

Date	Time	Volume Removed	pH	Cond.	Temp.	ORP	Turb.	DO	Depth to Water from TOC	Pump Rate
		Unit: Gal	--	µS/cm ^c	°C	mV	NTU	mg/L		LPM
	1014		5.29	360.0	15.5	194.5	366	2.32	25.38	0.2
	1019		5.26	364.6	16.3	26.1	216	2.04	25.50	0.2
	1024		5.36	346.7	17.8	10.9	1010	2.67	25.54	0.2
	1029		5.39	345.4	18.6	24.3	414	2.89	25.55	0.2
	1034		5.36	353.8	18.9	37.9	248	2.80	25.55	0.2
	1039		5.35	351.2	18.8	55.0	165	2.80	25.55	0.2
	1044		5.36	354.0	19.1	38.9	132	2.80	25.55	0.2
	1049		5.34	357.0	18.9	21.4	145	2.75	25.55	0.2
	1054		5.33	358.4	18.8	28.7	122		25.55	0.2

METHANE READING (GEM) 0.00%

COMMENTS

SIGNATURE

WELL PURGING AND SAMPLING RECORD

WELL ID MW-24A SAMPLE ID. MW-24A

WELL/SITE DESCRIPTION Gude Landfill

SAMPLING PERSONNEL Reid William, A. Seminski

DATE 9/12/21 TIME 1317 WEATHER 77°F Sunny

WELL DEPTH 48.47 ft bgs CASING HEIGHT _____ ft
 WATER DEPTH 29.55 ft WELL DIAMETER 0.2 in
 SCREEN INTERVAL 35-45 ft bgs PUMP DEPTH 40 ft
 PUMP START TIME 1320 min PUMP END TIME 1350 min
 PUMP RATE 0.2 LPM
 SAMPLING METHOD Low-flow SAMPLING TIME 1350

HISTORICAL DATA: WELL DEPTH 48 ft bgs, WATER DEPTH 29 ft, PUMP DEPTH 40 ft bgs, PURGE DURATION 30 min

Date	Time	Volume Removed	pH	Cond.	Temp.	ORP	Turb.	DO	Depth to Water from TOC	Pump Rate
		Unit: Gal	--	µS/cm ^c	°C	mV	NTU	mg/L		LPM
	1320		6.45	1350	17.6	34.3	140	0.79	30.61	0.2
	1325		6.19	1369	18.3	30.2	81.4	0.72	30.69	0.2
	1330		6.09	1418	19.9	24.7	72.3	0.63	30.65	0.2
	1335		6.09	1441	20.5	20.2	16.8	0.58	30.67	0.2
	1340		6.10	1444	20.8	17.8	9.1	0.55	30.67	0.2
	1345		6.10	1443	20.1	17.0	8.1	0.55	30.67	0.2
	1350		6.10	1450	20.2	15.8	8.8	0.54	30.67	0.2

METHANE READING (GEM) 0.00%

COMMENTS _____

SIGNATURE *[Signature]*



EA Engineering, Science,
and Technology, Inc.

WELL PURGING AND SAMPLING RECORD

WELL ID MW-24B SAMPLE ID. MW-24B, OB40

WELL/SITE DESCRIPTION Gude Landfill

SAMPLING PERSONNEL A. Szanowski, Reid Villing

DATE 9, 2, 21 TIME 1229 WEATHER 78°F Sunny

WELL DEPTH 811 ft bgs CASING HEIGHT _____ ft
 WATER DEPTH 29.23 ft WELL DIAMETER 0.2 in
 SCREEN INTERVAL 58-78 ft bgs PUMP START TIME 1238 min
 PUMP DEPTH (HIST) 68 ft PUMP END TIME 1308 min
 PUMP RATE 0.2 LPM
 SAMPLING METHOD Low-flow SAMPLING TIME 1308

HISTORICAL DATA: WELL DEPTH 80 ft bgs, WATER DEPTH 29.1 ft, PUMP DEPTH 68 ft bgs, PURGE DURATION 30 min

Date	Time	Volume Removed	pH	Cond.	Temp.	ORP	Turb.	DO	Depth to Water	Pump Rate
		Unit: Gal	--	µS/cm ^c	°C	mV	NTU	mg/L	from TOC	LPM
	1238		6.85	1463	17.9	-68.5	151	1.12	29.65	0.2
	1243		6.61	1526	17.7	-82.3	91.2	0.70	29.71	0.2
	1248		6.54	1558	18.0	-84.0	33.7	0.65	29.66	0.2
	1253		6.54	1558	18.5	-84.3	29.8	0.64	29.67	0.2
	1258		6.52	1559	18.6	-84.8	13.2	0.59	29.66	0.2
	1303		6.51	1557	18.6	-88.7	10.1	0.59	29.66	0.2
	1308		6.50	1553	18.6	-87.9	9.8	0.57	29.66	0.2

DUPLICATE SAMPLE ID: **OB40**
 METHANE READING (GEM) 0.00%
 COMMENTS _____

SIGNATURE

WELL PURGING AND SAMPLING RECORD

WELL ID OB01 SAMPLE ID. OB01
 WELL/SITE DESCRIPTION Gude Landfill
 SAMPLING PERSONNEL A. Starnok

DATE 9/18/21 TIME 1130 WEATHER 79°F Sunny

WELL DEPTH 77.95 ft bgs CASING HEIGHT 3 ft
 WATER DEPTH 14.95 ft WELL DIAMETER 2 in
 SCREEN INTERVAL 35-75 ft bgs PUMP DEPTH _____ ft
 PUMP START TIME 1135 min PUMP END TIME _____ min
 PUMP RATE 0.2 LPM
 SAMPLING METHOD Low-flow SAMPLING TIME 1215

HISTORICAL DATA: WELL DEPTH 75 ft bgs, WATER DEPTH 14.3 ft, PUMP DEPTH 55 ft bgs, PURGE DURATION 30 min

Date	Time	Volume Removed	pH	Cond.	Temp.	ORP	Turb.	DO	Depth to Water from TOC	Pump Rate
		Unit: Gal	--	µS/cm ^c	°C	mV	NTU	mg/L		LPM
9/18/21	1135		6.64	2171	18.7	263.7	6.2	1.03	14.99	0.2
	1140		6.68	2247	20.3	384.7	3.0	0.80	14.99	0.1
	1145		6.60	2050	20.4	382.5	2.0	6.75	15.10	0.2
	1150		6.60	2272	20.8	362.6	1.2	6.70	15.1	0.2
	1155		6.60	2274	20.8	362.4	1.2	6.70	15.1	0.2
	1200		6.10	2219	19.7	343.0	0.8	0.00	15.1	0.2
	1205		6.10	2220	19.7	342.9	6.7	6.64	15.1	0.2
	1210		6.10	2221	19.8	342.7	0.7	0.104	15.1	0.2
	1215		6.10	2221	19.7	342.6	0.6	6.64	15.1	0.2

METHANE READING (GEM) 0.00%

COMMENTS _____

SIGNATURE 



WELL PURGING AND SAMPLING RECORD

WELL ID OB02 SAMPLE ID. OB02

WELL/SITE DESCRIPTION Gude Landfill

SAMPLING PERSONNEL A. Stranski, RW

DATE 6, 31, 21 TIME 1341 WEATHER 76° Sunny

WELL DEPTH 17.00 ft bgs CASING HEIGHT 3 ft
 WATER DEPTH 120.81 ft WELL DIAMETER 2 in
 SCREEN INTERVAL 71-121 ft bgs PUMP DEPTH 96 ft
 PUMP START TIME 1355 min PUMP END TIME 1420 min
 PUMP RATE 0.2 LPM SAMPLING TIME 1420
 SAMPLING METHOD Low-flow

HISTORICAL DATA: WELL DEPTH 121 ft bgs, WATER DEPTH 16.0 ft PUMP DEPTH 96 ft bgs, PURGE DURATION 35 min

Date	Time	Volume Removed	pH	Cond.	Temp.	ORP	Turb.	DO	Depth to Water from TOC	Pump Rate
		Unit: Gal	--	µS/cm ^c	°C	mV	NTU	mg/L		LPM
	1355		7.22	516	19.2	225.6	9.0	4.93	17.00	0.2
	1400		6.47	732	20.3	100.1	8.1	1.08	17.75	0.2
	1405		6.34	803	21.6	102.0	6.8	0.91	17.95	0.2
	1410		6.29	824	22.9	98.2	6.3	0.91	17.80	0.2
	1415		6.33	831	23.1	98.8	6.6	0.90	17.84	0.2
	1420		6.34	835	23.2	99.1	7.0	0.91	17.86	0.2

METHANE READING (GEM) 0.00%

COMMENTS N/A

SIGNATURE RW



EA Engineering, Science,
and Technology, Inc.

WELL PURGING AND SAMPLING RECORD

WELL ID OB02A SAMPLE ID. OB02A

WELL/SITE DESCRIPTION Gude Landfill

SAMPLING PERSONNEL A. Szanski, RW

DATE 8/31/21 TIME 1325 WEATHER 76° Sunny

WELL DEPTH <u>75.95</u> ft bgs	CASING HEIGHT <u>3</u> ft
WATER DEPTH <u>17.15</u> ft	WELL DIAMETER <u>2</u> in
SCREEN INTERVAL <u>37-77</u> ft bgs	PUMP DEPTH <u>57</u> ft
PUMP START TIME <u>1430</u> min	PUMP END TIME <u>1505</u> min
PUMP RATE <u>0.2</u> LPM	SAMPLING TIME <u>1505</u>
SAMPLING METHOD <u>Low-flow</u>	

HISTORICAL DATA: WELL DEPTH 77 ft bgs, WATER DEPTH 16.2 ft PUMP DEPTH 57 ft bgs, PURGE DURATION 30 min

Date	Time	Volume Removed	pH	Cond.	Temp.	ORP	Turb.	DO	Depth to Water	Pump Rate
		Unit: Gal	--	µS/cm ²	°C	mV	NTU	mg/L	from TOC	LPM
	1430 1430	1430	6.29	1309	17.8	206.6	15.1	1.51	17.35	0.2
	1435		5.87	1333	18.0	229.4	8.6	0.78	17.35	0.2
	1440		5.81	1342	18.3	297.4	7.2	0.69	17.34	0.2
	1445		5.80	1344	18.9	251.3	6.7	0.67	17.34	0.2
	1450		5.81	1346	18.5	252.7	6.9	0.67	17.34	0.2
	1455		5.80	1347	18.1	253.1	6.1	0.66	17.34	0.2
	1500		5.79	1348	18.7	253.6	6.3	0.65	17.34	0.2
	1505		5.79	1348	18.7	252.9	5.7	0.65	17.34	0.2

METHANE READING (GEM) 0.00%

COMMENTS N/A

SIGNATURE *[Signature]*



EA Engineering, Science,
and Technology, Inc.

WELL PURGING AND SAMPLING RECORD

WELL ID OB03 SAMPLE ID. OB03

WELL/SITE DESCRIPTION Gude Landfill

SAMPLING PERSONNEL A. Szemle

DATE 8/31/21 TIME 1055 WEATHER 80°F Sunny

WELL DEPTH 151.9 ft bgs CASING HEIGHT 3 ft
 WATER DEPTH 25.35 ft WELL DIAMETER 2 in
 SCREEN INTERVAL 104-154 ft bgs PUMP DEPTH 129 ft
 PUMP START TIME 1105 min PUMP END TIME 1135 min
 PUMP RATE ~~0.1~~ 0.2 LPM SAMPLING TIME 1135
 SAMPLING METHOD Low-flow

HISTORICAL DATA: WELL DEPTH 154 ft bgs, WATER DEPTH 22.0 ft, PUMP DEPTH 129 ft bgs, PURGE DURATION 30 min

Date	Time	Volume Removed	pH	Cond.	Temp.	ORP	Turb.	DO	Depth to Water from TOC	Pump Rate
		Unit: Gal	--	µS/cm ^c	°C	mV	NTU	mg/L		LPM
8/31/21	1105		7.02	1141	18.2	79.6	18.3	4.00	25.42	0.2
	1110		6.52	1275	17.8	1.2	11.3	1.51	25.43	0.2
	1115		6.28	1306	17.7	-4.4	7.9	0.75	25.45	0.2
	1120		6.13	1262	18.0	11.1	9.1	0.70	25.43	0.2
	1125		6.07	1248	17.8	16.5	8.1	0.68	25.42	0.2
	1130		6.03	1237	17.9	20.4	5.9	0.66	25.42	0.2
	1135		6.01	1237	17.9	21.0	5.2	0.65	25.42	0.2

METHANE READING (GEM) 0.00%

COMMENTS N/A

SIGNATURE A. Szemle



EA Engineering, Science,
and Technology, Inc.

WELL PURGING AND SAMPLING RECORD

WELL ID OB03A SAMPLE ID. OB03A

WELL/SITE DESCRIPTION Gude Landfill

SAMPLING PERSONNEL A. Stansky, AW

DATE 6/31/21 TIME 1136 WEATHER 78 Sunny


WELL DEPTH 97.42 ft bgs CASING HEIGHT 3 ft
 WATER DEPTH 25.58 ft WELL DIAMETER 2 in
 SCREEN INTERVAL 50-97 ft bgs PUMP DEPTH 75 ft
 PUMP START TIME 1147 min PUMP END TIME 1212 min
 PUMP RATE 0.2 LPM SAMPLING TIME 1212
 SAMPLING METHOD Low-flow

HISTORICAL DATA: WELL DEPTH 97 ft bgs, WATER DEPTH 22.3 ft PUMP DEPTH 73 ft bgs, PURGE DURATION 1.25 hrs

Date	Time	Volume Removed	pH	Cond.	Temp.	ORP	Turb.	DO	Depth to Water	Pump Rate
		Unit: Gal	--	µS/cm ^o	°C	mV	NTU	mg/L	from TOC	LPM
	1147		6.19	1290	18.5	22.0	105.5	0.69	25.76	0.2
	1152		6.17	1306	19.2	22.0	68.0	0.69	25.69	0.2
	1157		6.15	1288	18.9	22.7	32.0	0.67	25.72	0.2
	1202		6.10	1292	19.2	23.4	22.3	0.65	25.73	0.2
	1207		6.09	1284	19.2	24.4	18.1	0.63	25.74	0.2
	1212		6.08	1286	19.2	24.3	16.9	0.62	25.74	0.2

METHANE READING (GEM) 0.00%

COMMENTS N/A

SIGNATURE 



EA Engineering, Science, and Technology, Inc.

WELL PURGING AND SAMPLING RECORD

WELL ID OB06 0904 SAMPLE ID. OB06

WELL/SITE DESCRIPTION Gude Landfill

SAMPLING PERSONNEL A. Stumbie

DATE 8/30/21 TIME 1230 WEATHER 86°F Sunny

WELL DEPTH 136.62 ft bgs CASING HEIGHT 3 ft
 WATER DEPTH 4.45 ft WELL DIAMETER 2 in
 SCREEN INTERVAL 26-66 80-136 ft bgs PUMP DEPTH 125 ft
 PUMP START TIME 1240 min PUMP END TIME 1310 min
 PUMP RATE 0.2 LPM SAMPLING TIME 1305
 SAMPLING METHOD Low-flow

HISTORICAL DATA: WELL DEPTH 67 ft bgs, WATER DEPTH 7.8 ft PUMP DEPTH 58 ft bgs, PURGE DURATION 50 min

Date	Time	Volume Removed	pH	Cond.	Temp.	ORP	Turb.	DO	Depth to Water from TOC	Pump Rate
		Unit: Gal	--	µS/cm ^c	°C	mV	NTU	mg/L		LPM
8/30/21	1240	—	6.46	2181	22.0	55.6	2.3	1.13	4.45	0.2
	1245		6.01	2308	26.1	45.5	1.6	0.83	4.48	0.2
	1250		6.07	2355	25.4	49.0	1.4	0.75	4.49	0.2
	1255		6.07	2358	23.8	50.2	1.2	6.77	4.50	0.2
	1300		6.06	2273	23.9	50.3	1.2	6.77	4.53	0.2
	1305		6.06	2279	23.9	50.4	1.2	6.75	4.50	0.2

METHANE READING (GEM) 0.00%

COMMENTS _____

SIGNATURE 

WELL PURGING AND SAMPLING RECORD

WELL ID OB04A SAMPLE ID. OB04A

WELL/SITE DESCRIPTION Gude Landfill

SAMPLING PERSONNEL A. Scando

DATE 8/30/21 TIME 1130 WEATHER 85°F Sunny

WELL DEPTH 84.45 ft bgs CASING HEIGHT 3 ft
 WATER DEPTH 5.25 ft WELL DIAMETER 2 in
 SCREEN INTERVAL 33-83 ft bgs PUMP DEPTH 65 ft
 PUMP START TIME 1145 min PUMP END TIME 1215 min
 PUMP RATE 0.2 LPM SAMPLING TIME 1215
 SAMPLING METHOD Low-flow

HISTORICAL DATA: WELL DEPTH 83 ft bgs, WATER DEPTH 6.0 ft PUMP DEPTH 58 ft bgs, PURGE DURATION 30 min

Date	Time	Volume Removed	pH	Cond.	Temp.	ORP	Turb.	DO	Depth to Water	Pump Rate
		Unit: Gal	--	µS/cm ^c	°C	mV	NTU	mg/L	from TOC	LPM
8/30/21	1145		6.04	2106	20.1	255.8	12.6	1.55	5.26	0.2
	1150		5.63	2161	21.0	200.6	4.4	0.73	5.30	0.2
	1155		5.60	2165	21.0	202.0	4.2	0.73	5.32	0.2
	1200		5.62	2154	20.7	218.2	3.3	0.70	5.33	0.2
	1205		5.53	2147	20.6	230.0	3.5	0.69	5.33	0.2
	1210		5.54	2154	20.8	231.1	2.6	0.66	5.35	0.2
	1215		5.54	2156	20.7	233.1	2.5	0.67	5.36	0.2

METHANE READING (GEM) 0.05%

COMMENTS _____

SIGNATURE 



EA Engineering, Science,
and Technology, Inc.

WELL PURGING AND SAMPLING RECORD

WELL ID OB046 SAMPLE ID. OB04

WELL/SITE DESCRIPTION Gude Landfill

SAMPLING PERSONNEL A. Scarnesi

DATE 9/17/21 TIME 1105 WEATHER 68°F Sunny


WELL DEPTH 65.67 ft bgs CASING HEIGHT 3 ft
 WATER DEPTH 6.86 ft WELL DIAMETER 2 in
 SCREEN INTERVAL 86-136 2666 ft bgs PUMP DEPTH 50 ft
 PUMP START TIME 1105 min PUMP END TIME _____ min
 PUMP RATE 0.2 LPM SAMPLING TIME ~~1125~~ 1145
 SAMPLING METHOD Low-flow

HISTORICAL DATA: WELL DEPTH 136 ft bgs, WATER DEPTH 4.9 ft PUMP DEPTH 111 ft bgs, PURGE DURATION 35 min

Date	Time	Volume Removed	pH	Cond.	Temp.	ORP	Turb.	DO	Depth to Water from TOC	Pump Rate
		Unit: Gal	--	µS/cm ^c	°C	mV	NTU	mg/L		LPM
9/17/21	1105		6.89	1578	14.4	273.3	31.1	4.64	6.86	0.2
	1110		6.26	1578	14.9	796.3	318.3	6.90	6.90	0.2
	1115		6.16	1591	15.3	193.7	141.1	6.82	6.90	0.2
	1120		6.16	1588	15.2	190.3	75.2	6.79	6.90	0.2
	1125		6.16	1583	15.1	187.3	76.0	6.79	6.90	0.2
	1130		6.15	1585	15.2	183.9	94.2	6.77	6.90	0.2
	1135		6.14	1589	15.3	185.7	63.8	6.78	6.90	0.2
	1140		6.14	1589	15.3	185.8	63.9	6.78	6.90	0.2
✓	1145		6.15	1589	15.3	185.9	64.2	6.78	6.90	0.2

METHANE READING (GEM) 0.00%

COMMENTS _____

SIGNATURE 



WELL PURGING AND SAMPLING RECORD

WELL ID OB07 SAMPLE ID. OB07

WELL/SITE DESCRIPTION Gude Landfill

SAMPLING PERSONNEL A Scimsk

DATE 9, 17, 21 TIME 1000 WEATHER 61°F Sunny

WELL DEPTH 146.8 ft bgs CASING HEIGHT 3 ft
 WATER DEPTH 10.41 ft WELL DIAMETER 2 in
 SCREEN INTERVAL 31-81 ft bgs PUMP DEPTH _____ ft
 PUMP START TIME 1000 min PUMP END TIME _____ min
 PUMP RATE 0.2 LPM
 SAMPLING METHOD Low-flow SAMPLING TIME 1035

HISTORICAL DATA: WELL DEPTH 81 ft bgs, WATER DEPTH 6.7 ft PUMP DEPTH 56 ft bgs, PURGE DURATION 30 min

Date	Time	Volume Removed	pH	Cond.	Temp.	ORP	Turb.	DO	Depth to Water	Pump Rate
		Unit: Gal	--	µS/cm ^c	°C	mV	NTU	mg/L	from TOC	LPM
9/17/21	1000		7.02	1108	14.8	220.6	10.3	4.57	6.65	0.2
	1005		6.98	1101	14.9	223.4	10.7	3.81	6.70	0.2
	1010		6.76	1094	15.3	233.9	15.6	1.97	6.72	0.2
	1015		6.54	1097	15.7	242.3	14.6	0.92	6.75	0.2
	1020		6.50	1099	15.8	239.3	14.5	0.80	6.75	0.2
	1025		6.49	1099	15.8	234.4	14.3	0.77	6.75	0.2
	1030		6.49	1099	15.8	234.2	14.0	0.77	6.75	0.2
✓	1035		6.49	1106	15.8	233.9	14.0	0.77	6.75	0.2

METHANE READING (GEM) 0.00%

COMMENTS _____

SIGNATURE



WELL PURGING AND SAMPLING RECORD

WELL ID OB07A SAMPLE ID. OB07A
 WELL/SITE DESCRIPTION Gude Landfill
 SAMPLING PERSONNEL A. Scramble

DATE 9/7/21 TIME 0935 WEATHER 61°F Sunny

WELL DEPTH 76.12 ft bgs CASING HEIGHT 3 ft
 WATER DEPTH 6.05 ft WELL DIAMETER 2 in
 SCREEN INTERVAL 26-76 ft bgs PUMP DEPTH 70 ft
 PUMP START TIME 0935 min PUMP END TIME _____ min
 PUMP RATE 0.2 LPM
 SAMPLING METHOD Low-flow SAMPLING TIME 0955

HISTORICAL DATA: WELL DEPTH 76 ft bgs, WATER DEPTH 6.45 ft PUMP DEPTH 51 ft bgs, PURGE DURATION 20 min

Date	Time	Volume Removed	pH	Cond.	Temp.	ORP	Turb.	DO	Depth to Water	Pump Rate
		Unit: Gal	--	µS/cm ^c	°C	mV	NTU	mg/L	from TOC	LPM
9/7/21	0935		6.44	1023	14.1	106.4	5.4	1.02	6.05	0.2
	0940		6.42	1020	14.0	72.6	5.5	1.01	6.07	0.2
	0945		6.08	1004	14.0	146.5	9.8	0.90	6.10	0.2
	0950		6.07	1007	14.0	146.7	1.7	0.90	6.11	0.2
	0955		6.07	1008	14.6	146.6	1.8	0.90	6.11	0.2

METHANE READING (GEM) 0.00%

COMMENTS _____

SIGNATURE



EA Engineering, Science,
and Technology, Inc.

WELL PURGING AND SAMPLING RECORD

WELL ID OB08 SAMPLE ID. OB08

WELL/SITE DESCRIPTION Gude Landfill

SAMPLING PERSONNEL Reid Willy

DATE 9/2/21 TIME 1142 WEATHER 76° Sunny

WELL DEPTH <u>82.15</u> ft bgs	CASING HEIGHT <u>3</u> ft
WATER DEPTH <u>10.53</u> ft	WELL DIAMETER <u>2</u> in
SCREEN INTERVAL <u>59-109</u> ft bgs	PUMP DEPTH <u>1186</u> ft
PUMP START TIME <u>1151</u> min	PUMP END TIME _____ min
PUMP RATE <u>0.2</u> LPM	
SAMPLING METHOD <u>Low-flow</u>	SAMPLING TIME <u>1416</u>

HISTORICAL DATA: WELL DEPTH 109 ft bgs, WATER DEPTH 6.0 ft PUMP DEPTH 84 ft bgs, PURGE DURATION 30 min

Date	Time	Volume Removed	pH	Cond.	Temp.	ORP	Turb.	DO	Depth to Water	Pump Rate
		Unit: Gal	--	µS/cm ^c	°C	mV	NTU	mg/L	from TOC	LPM
9/2/21	1151		7.03	521	16.1	129.4	47.2	5.87	6.98	0.2
	1156		6.13	609	16.1	60.2	9.9	0.76	6.81	0.2
	1201		6.11	613	16.2	45.6	4.8	0.73	6.91	0.2
	1206		6.12	614	16.6	40.2	2.9	0.67	6.96	0.2
	1217		6.12	615	16.2	38.5	2.0	0.64	6.95	0.1
	1216		6.11	612	16.3	35.8	1.9	0.62	6.93	0.2

METHANE READING (GEM) 0.00%

COMMENTS _____

SIGNATURE



WELL PURGING AND SAMPLING RECORD

WELL ID OB10 SAMPLE ID. OB10

WELL/SITE DESCRIPTION Gude Landfill

SAMPLING PERSONNEL Reid William

DATE 9/7/21 TIME 1105 WEATHER 72°F sunny

WELL DEPTH <u>69.51</u> ft bgs	CASING HEIGHT <u>3</u> ft
WATER DEPTH <u>6.75</u> ft	WELL DIAMETER <u>2</u> in
SCREEN INTERVAL <u>27-07</u> 27-07 28-90 ft bg	PUMP DEPTH <u>47</u> ft
PUMP START TIME <u>1153</u> min	PUMP END TIME <u>1158</u> min
PUMP RATE <u>0.2</u> LPM	PURGE DURATION (HIST.) <u>35</u> min
SAMPLING METHOD <u>Low-flow</u>	SAMPLING TIME _____

HISTORICAL DATA: WELL DEPTH 67 ft bgs, WATER DEPTH 7.55 ft PUMP DEPTH 55 ft bgs, PURGE DURATION 30 min

Date	Time	Volume Removed	pH	Cond.	Temp.	ORP	Turb.	DO	Depth to Water	Pump Rate
		Unit: Gal	--	µS/cm ^c	°C	mV	NTU	mg/L	from TOC	LPM
	1138		5.98	996	17.1	54.3	29.5	1.38	6.88	0.2
	1143		5.80	1085	18.7	7.1	7.10	0.33	6.89	0.2
	1144		5.79	1108	19.3	8.0	4.5	0.24	6.89	0.2
	1153		5.80	1123	19.7	13.3	3.95	0.25	6.49	0.2
	1158		5.80	1129	19.8	17.1	3.7	0.22	6.89	0.2

METHANE READING (GEM) 0.80%

COMMENTS _____

SIGNATURE



EA Engineering, Science,
and Technology, Inc.

WELL PURGING AND SAMPLING RECORD

WELL ID OB114 SAMPLE ID. OB114, OB 50

WELL/SITE DESCRIPTION Gude Landfill

SAMPLING PERSONNEL A. Stanski, Reid Williams

DATE 9/3/21 TIME 1029 WEATHER 70° Sunny

WELL DEPTH 8.75 ft bgs CASING HEIGHT 3 ft
 WATER DEPTH 104.4 ft WELL DIAMETER 2 in
 SCREEN INTERVAL ~~2464~~ 4090 ft bgs PUMP DEPTH 65 ft
 PUMP START TIME 1035 min PUMP END TIME 1105 min
 PUMP RATE 0.2 LPM
 SAMPLING METHOD Low-flow SAMPLING TIME 1105

HISTORICAL DATA: WELL DEPTH 64 ft bgs, WATER DEPTH 9.1 ft PUMP DEPTH 45 ft bgs, PURGE DURATION 30 min

Date	Time	Volume Removed	pH	Cond.	Temp.	ORP	Turb.	DO	Depth to Water	Pump Rate
		Unit: Gal	--	µS/cm ^c	°C	mV	NTU	mg/L	from TOC	LPM
	1035		6.51	1633	16.5	122.6	8.6	1.02	8.80	0.2
	1040		6.10	1665	15.2	143.8	1.5	0.30	8.86	0.2
	1045		6.19	1672	17.7	119.8	1.1	0.70	8.87	0.2
	1050		6.19	1681	18.5	154.0	1.0	0.65	8.88	0.2
	1055		6.19	1686	17.9	158.2	1.0	0.62	8.87	0.2
	1100		6.18	1689	17.5	159.3	0.9	0.60	8.87	0.2
	1105		6.18	1691	17.3	160.2	0.7	0.59	8.87	0.2

METHANE READING (GEM) OBSD Dup 0.00%

COMMENTS _____

SIGNATURE



WELL PURGING AND SAMPLING RECORD

WELL ID OB11A SAMPLE ID. OB11A-OB11-0230
 WELL/SITE DESCRIPTION Gude Landfill
 SAMPLING PERSONNEL A. Szanski

DATE 9/3/21 TIME 0900 WEATHER 59°F Sunny

WELL DEPTH 166.2 ft CASING HEIGHT 3 ft
 WATER DEPTH 8.31 ft WELL DIAMETER 2 in
 SCREEN INTERVAL ~~40-90~~ 24-67 ft bgs PUMP DEPTH 60 ft
 PUMP START TIME 0908 min PUMP END TIME 0938 min
 PUMP RATE 0.2 LPM SAMPLING TIME 0938
 SAMPLING METHOD Low-flow

HISTORICAL DATA: WELL DEPTH 90 ft bgs, WATER DEPTH 9.4 ft PUMP DEPTH 65 ft bgs, PURGE DURATION 30 min

Date	Time	Volume Removed	pH	Cond.	Temp.	ORP	Turb.	DO	Depth to Water	Pump Rate
		Unit: Gal	--	µS/cm ^c	°C	mV	NTU	mg/L	from TOC	LPM
	0908		6.00	1856	16.8	933	11.3	0.84	8.95	0.2
	0913		5.93	1887	17.4	88.9	4.4	0.76	8.55	0.2
	0918		5.93	1922	18.0	86.3	3.7	0.81	8.59	0.2
	0923		5.97	1914	17.9	84.6	2.3	0.78	8.61	0.2
	0928		5.97	1918	18.6	84.4	1.8	0.75	8.61	0.2
	0933		5.98	1920	18.2	84.1	2.0	0.72	8.61	0.2
	0938		5.98	1922	18.1	84.0	1.9	0.71	8.62	0.2

DUPLICATE SAMPLE ID: ~~0230~~ 0-00%
 METHANE READING (GEM) 0-00%

COMMENTS _____

SIGNATURE

WELL PURGING AND SAMPLING RECORD

WELL ID OB12 SAMPLE ID. OB12

WELL/SITE DESCRIPTION Gude Landfill

SAMPLING PERSONNEL A. Szanski, Heidi Williams

DATE 9/3/21 TIME 0755 WEATHER 63°F Sunny

WELL DEPTH 29.71 ft bgs CASING HEIGHT 3 ft
 WATER DEPTH 18.02 ft WELL DIAMETER 2 in
 SCREEN INTERVAL 16-26 ft bgs PUMP DEPTH 25 ft
 PUMP START TIME 0751 min PUMP END TIME 0811 min
 PUMP RATE 0.2 LPM SAMPLING TIME 0811
 SAMPLING METHOD Low-flow

HISTORICAL DATA: WELL DEPTH 26 ft bgs, WATER DEPTH 18.3 ft PUMP DEPTH 25 ft bgs, PURGE DURATION 40 min

Date	Time	Volume Removed	pH	Cond. $\mu\text{S}/\text{cm}^c$	Temp. $^{\circ}\text{C}$	ORP mV	Turb. NTU	DO mg/L	Depth to Water from TOC	Pump Rate
		Unit: Gal								--
	0751		7.13	535	13.8	-62.4	9.8	1.80	18.23	0.2
	0756		6.57	540	14.4	-119.2	10.2	0.96	18.22	0.2
	0801		6.12	561	15.2	-112.1	10.5	0.75	18.23	0.2
	0806		6.20	582	16.9	-112.4	10.0	0.67	18.22	0.2
	0811		6.09	585	16.9	-110.1	9.5	0.66	18.22	0.2

METHANE READING (GEM) 0.00%

COMMENTS mg

SIGNATURE 



EA Engineering, Science,
and Technology, Inc.

WELL PURGING AND SAMPLING RECORD

WELL ID OB015 SAMPLE ID. OB015

WELL/SITE DESCRIPTION Gude Landfill

SAMPLING PERSONNEL A Szynanski, RW

DATE 9/3/21 TIME 0817 WEATHER 65° Sunny

WELL DEPTH <u>25.60</u> ft bgs	CASING HEIGHT <u>3</u> ft
WATER DEPTH <u>22.75</u> ft	WELL DIAMETER <u>2</u> in
SCREEN INTERVAL <u>18-28</u> ft bgs	PUMP DEPTH <u>24</u> ft
PUMP START TIME <u>0825</u> min	PUMP END TIME <u>0845</u> min
PUMP RATE <u>0.2</u> LPM	SAMPLING TIME <u>0845</u>
SAMPLING METHOD <u>Low-flow</u>	

HISTORICAL DATA: WELL DEPTH 28 ft bgs, WATER DEPTH 27.1 ft PUMP DEPTH 25 ft bgs, PURGE DURATION 40 min

Date	Time	Volume Removed	pH	Cond.	Temp.	ORP	Turb.	DO	Depth to Water	Pump Rate
		Unit: Gal	--	µS/cm ^c	°C	mV	NTU	mg/L	from TOC	LPM
	0825		6.27	329.6	15.8	47.7	50.6	3.01	23.24	0.2
	0830		6.27	328.1	16.1	47.5	49.7	3.24	23.30	0.2
	0835		6.28	327.4	16.7	47.9	38.4	3.57	23.31	0.1
	0840		6.28	328.1	16.8	48.3	29.1	4.04	23.31	0.2
	0845		6.28	328.7	16.8	48.1	28.5	4.02	23.31	0.2

METHANE READING (GEM) 0.009%

COMMENTS _____

SIGNATURE



EA Engineering, Science,
and Technology, Inc.

WELL PURGING AND SAMPLING RECORD

WELL ID OB025 SAMPLE ID. OB025

WELL/SITE DESCRIPTION Gude Landfill

SAMPLING PERSONNEL A. Szanski, Reid Willing

DATE 9/3/20 TIME 0951 WEATHER 70°F sunny


WELL DEPTH 18.10 ft bgs CASING HEIGHT 3 ft
 WATER DEPTH 9.04 ft WELL DIAMETER 2 in
 SCREEN INTERVAL 5-15 ft bgs PUMP DEPTH 14 ft
 PUMP START TIME 0955 min PUMP END TIME 1045 min
 PUMP RATE 0.2 LPM SAMPLING TIME 1025
 SAMPLING METHOD Low-flow

HISTORICAL DATA: WELL DEPTH 15 ft bgs, WATER DEPTH 8.9 ft PUMP DEPTH 14 ft bgs, PURGE DURATION 40 min

Date	Time	Volume Removed	pH	Cond.	Temp.	ORP	Turb.	DO	Depth to Water	Pump Rate
		Unit: Gal	--	µS/cm ^c	°C	mV	NTU	mg/L	from TOC	LPM
	0955		6.64	1014	16.2	39.7	496	1.35	9.32	0.2
	1000		6.22	1017	16.6	45.8	260	0.79	9.41	0.2
	1005		6.19	1021	16.8	45.7	295	0.79	9.47	0.2
	1010		6.18	1025	16.5	49.1	225	0.76	9.47	0.2
	1015		6.18	1031	17.0	43.2	231	0.77	9.47	0.2
	1020		6.17	1033	17.5	41.7	222	0.76	9.47	0.2
	1025		6.16	1037	17.6	40.9	215	0.76	9.47	0.2

METHANE READING (GEM) 0.009

COMMENTS _____

SIGNATURE 



EA Engineering, Science,
and Technology, Inc.

WELL PURGING AND SAMPLING RECORD

WELL ID OB102 SAMPLE ID. OB102

WELL/SITE DESCRIPTION Gude Landfill

SAMPLING PERSONNEL A. Scamser

DATE 9/7/21 TIME 1210 WEATHER 66°F Sunny

WELL DEPTH <u>24.6</u> ft bgs	CASING HEIGHT <u>3</u> ft
WATER DEPTH <u>11.4</u> ft	WELL DIAMETER <u>2</u> in
SCREEN INTERVAL <u>15-25</u> ft bgs	PUMP DEPTH <u>22</u> ft
PUMP START TIME <u>1210</u> min	PUMP END TIME _____ min
PUMP RATE <u>0.2</u> LPM	
SAMPLING METHOD <u>Low-flow</u>	SAMPLING TIME <u>1240</u>

HISTORICAL DATA: WELL DEPTH 25 ft bgs, WATER DEPTH 10.50 ft PUMP DEPTH 20 ft bgs, PURGE DURATION 30 min

Date	Time	Volume Removed	pH	Cond.	Temp.	ORP	Turb.	DO	Depth to Water	Pump Rate
		Unit: Gal	--	µS/cm ^c	°C	mV	NTU	mg/L	from TOC	LPM
9/7/21	1210		6.82	2838	16.7	1663	72.1	1.64	11.5	0.2
	1215		6.67	2940	17.2	1683	99.8	0.24	11.7	0.2
	1220		6.65	3060	18.4	44.3	43.4	0.666	12.0	0.2
	1225		6.65	3061	18.4	44.2	41.5	0.666	12.3	0.2
	1230		6.64	3090	18.7	44.5	18.0	0.59	12.5	0.2
	1235		6.64	3090	18.7	44.7	18.1	0.59	12.7	0.2
✓	1240		6.64	3091	18.7	44.8	18.0	0.59	13.0	0.2

METHANE READING (GEM) 0.00%

COMMENTS _____

SIGNATURE

WELL PURGING AND SAMPLING RECORD

WELL ID OB105 SAMPLE ID. OB105

WELL/SITE DESCRIPTION Gude Landfill

SAMPLING PERSONNEL A. Stanski

DATE 8/30/21 TIME 1400 WEATHER 88°F Sunny

WELL DEPTH 13.8 ft bgs CASING HEIGHT 3 ft
 WATER DEPTH 3.4 ft WELL DIAMETER 2 in
 SCREEN INTERVAL 5-13 ft bgs PUMP DEPTH 10 ft
 PUMP START TIME 1400 min PUMP END TIME _____ min
 PUMP RATE 0.2 LPM
 SAMPLING METHOD Low-flow SAMPLING TIME 1505

HISTORICAL DATA: WELL DEPTH 18 ft bgs, WATER DEPTH 3.0 ft PUMP DEPTH 12 ft bgs, PURGE DURATION 1.75 hrs

Date	Time	Volume Removed	pH	Cond.	Temp.	ORP	Turb.	DO	Depth to Water from TOC	Pump Rate
		Unit: Gal	--	µS/cm ^c	°C	mV	NTU	mg/L		LPM
8/30/21	1405		6.79	2766	21.4	-57.4	43.8	0.70	3.4	0.2
	1410		6.52	2837	23.0	-49.8	73.2	0.56	4.0	0.2
	1415		6.46	2814	23.7	-38.2	72.0	0.50	4.0	0.2
	1420		6.44	2796	23.9	-34.5	41.7	0.49	4.0	0.2
	1425		6.43	2748	23.5	-29.2	42.5	0.48	4.0	0.2
	1430		6.49	2752	23.8	-27.3	49.9	0.47	4.0	0.2
	1435		6.39	2742	23.9	-23.4	25.6	0.46	4.0	0.2
	1440		6.48	2694	23.3	-28.7	27.6	0.47	4.0	0.2
	1445		6.47	2736	24.0	-19.8	23.0	0.44	4.0	0.2
	1450		6.47	2732	24.0	-19.6	2.4	0.44	4.0	0.2
	1455		6.38	2734	24.1	-17.1	17.4	0.44	4.0	0.2
	1500		6.38	2735	24.1	-17.2	17.2	0.44	4.0	0.2
	1505		6.37	2735	24.1	-17.1	17.0	0.44	4.0	0.2

METHANE READING (GEM) 0.05%

COMMENTS _____

SIGNATURE 



EA Engineering, Science,
and Technology, Inc.

SURFACE WATER SAMPLING RECORD

STREAM LOCATION ID ST-015 SAMPLE ID. _____

SITE DESCRIPTION Near tunnel

SAMPLING PERSONNEL A. Scorski

DATE 9/3/21 TIME 0745 WEATHER 55°F Sunny

SAMPLING METHOD Gran

PURGE START TIME -


PURGE END TIME -

DEPTH OF SAMPLE COLLECTION (APPROX.) 3'

SAMPLE COLLECTION TIME 0745

Date	Time	Volume Removed	pH	Cond.	Temp.	ORP	Turbidity.	DO
		Unit: Gal	--	$\mu\text{S}/\text{cm}^\circ$	$^\circ\text{C}$	mV	NTU	mg/L
9/3/21	0745		8.00	450.2	17.0	137.1	5.3	8.71

COMMENTS _____

SIGNATURE 



EA Engineering, Science,
and Technology, Inc.

SURFACE WATER SAMPLING RECORD

STREAM LOCATION ID ST-065 SAMPLE ID. _____
 SITE DESCRIPTION edge of LF
 SAMPLING PERSONNEL A. Scemora

DATE 9/7/21 TIME 0900 WEATHER 61°F Sunny

SAMPLING METHOD GRAB
 PURGE START TIME _____
 PURGE END TIME _____
 DEPTH OF SAMPLE COLLECTION (APPROX.) 3"
 SAMPLE COLLECTION TIME 0900

Date	Time	Volume Removed	pH	Cond.	Temp.	ORP	Turbidity.	DO
		Unit: Gal	--	µS/cm ^c	°C	mV	NTU	mg/L
9/7/21	0900		7.83	319.8	11.2	240.9 240.9	4.2	8.69

COMMENTS _____

SIGNATURE 



SURFACE WATER SAMPLING RECORD

STREAM LOCATION ID ST-70 SAMPLE ID. _____

SITE DESCRIPTION _____

SAMPLING PERSONNEL Reid Williams

DATE 9/7/21 TIME 1305 WEATHER 73° F - sunny

SAMPLING METHOD GRAB

PURGE START TIME N/A

PURGE END TIME N/A

DEPTH OF SAMPLE COLLECTION (APPROX.) _____

SAMPLE COLLECTION TIME 1305

Date	Time	Volume Removed	pH	Cond.	Temp.	ORP	Turbidity.	DO
		Unit: Gal	--	$\mu\text{S}/\text{cm}^c$	$^{\circ}\text{C}$	mV	NTU	mg/L
<u>9/7/21</u>	<u>1305</u>		<u>7.19</u>	<u>666</u>	<u>11.9</u>	<u>163.0</u>	<u>163.35</u>	<u>5.48</u>

COMMENTS N/A

SIGNATURE 



EA Engineering, Science,
and Technology, Inc.

SURFACE WATER SAMPLING RECORD

STREAM LOCATION ID ST-80 SAMPLE ID. _____

SITE DESCRIPTION WATER TRAIL

SAMPLING PERSONNEL A. Szamela

DATE 9 / 9 / 21 TIME 1100 WEATHER 70°F cloudy

SAMPLING METHOD GRAB

PURGE START TIME —


PURGE END TIME —

DEPTH OF SAMPLE COLLECTION (APPROX.) 3"

SAMPLE COLLECTION TIME 1100

Date	Time	Volume Removed	pH	Cond.	Temp.	ORP	Turbidity.	DO
		Unit: Gal	--	µS/cm ^c	°C	mV	NTU	mg/L
<u>9/9/21</u>	<u>1100</u>		<u>7.07</u>	<u>268.2</u>	<u>21.9</u>	<u>274.5</u>	<u>15.7</u>	<u>7.67</u>

COMMENTS _____

SIGNATURE 



EA Engineering, Science,
and Technology, Inc.

SURFACE WATER SAMPLING RECORD

STREAM LOCATION ID ST-120 SAMPLE ID. _____

SITE DESCRIPTION by walking bridge

SAMPLING PERSONNEL A. J. [unclear]

DATE 8/31/21 TIME 0845 WEATHER 75°F Sunny

SAMPLING METHOD GRAB

PURGE START TIME -

PURGE END TIME -

DEPTH OF SAMPLE COLLECTION (APPROX.) 3"

SAMPLE COLLECTION TIME 0845

Date	Time	Volume Removed	pH	Cond.	Temp.	ORP	Turbidity.	DO
		Unit: Gal	--	µS/cm ^c	°C	mV	NTU	mg/L
8/31/21	0845		8.18	458.6	23.8	181.8	6.5	7.39

COMMENTS _____

SIGNATURE [Signature]

This page intentionally left blank

Appendix B

Chain-of-Custody Documents

This page intentionally left blank

Company Name: EA Engineering
 Project Manager: Laura Oakes

Project Name: GUDE Landfill
 Project ID: 1556404



Sampler(s): A. Szamski, R. Williams
 P.O. Number:

CHAIN-OF-CUSTODY RECORD

Maryland Spectral Services, Inc.
 1500 Caton Center Drive, Suite G
 Baltimore, MD 21227
 410-247-7600 • Fax 410-247-7602
 reporting@mdspectral.com

Field Sample ID	Date	Time	Water	Soil	Other	No. of Containers	Analysis Requested										Matrix Codes: NW (non-potable water) PW (potable water)		
							8260LL VOC and 8011 *	6020 MDE Landfill List	Chloride, Nitrate, Sulfate, Alkalinity, Dissolved Solids Conductivity	Turbidity, pH	Suspended Solids	COD	Ammonia-Nitrogen	Preservative: 1 +1 HCl, H ₂ SO ₄ , Methanol, Na ₂ S ₂ O ₃ , NaHCO ₃	Field pH, Residual Chlorine, QC Request, Trip Blank, Field Blank	MSS Lab ID			
MW-13B	8/30/21	1000	X			11	X	X	X	X	X	X	X	X	H ₂ SO ₄ , H ₂ O ₃ , HCl				
MW-13A		1105	X			11	X	X	X	X	X	X	X	X					
OB04A		1215	X			11	X	X	X	X	X	X	X	X					
OB04		1305	X			11	X	X	X	X	X	X	X	X					
OB105		1505	X			11	X	X	X	X	X	X	X	X					
TRIP BLANK		-	X			1													
OB030	✓	-	X			11	X	X	X	X	X	X	X	X			TRIP BLANK		

* Please analyze 2 VOCs (1,2-Dibromo-3-chloropropane and 1, 2 Dibromoethane) by method 8011 in addition to method 8260.

Relinquished by: (Signature)  (Printed)	Date/Time 8/30/21 1625	Received by: (Signature) (Printed)	Relinquished by: (Signature) (Printed)	Date/Time	Received by: (Signature) (Printed)
Relinquished by: (Signature) (Printed)	Date/Time 16:28 8/30/21	Received by Lab: (Signature)  (Printed) Lori Foster	Turn Around Time: <input type="checkbox"/> Normal (7 day) <input type="checkbox"/> 5 day <input type="checkbox"/> 4 day <input type="checkbox"/> 3 day <input type="checkbox"/> Rush (2 day) <input type="checkbox"/> Next Day <input type="checkbox"/> Other: _____ <input type="checkbox"/> Specific Due Date: _____	Lab Use: Temp: _____ °C 7-5 <input checked="" type="checkbox"/> Received on Ice <input checked="" type="checkbox"/> Received same day <input type="checkbox"/> Preservation Appropriate	Sample Disposal: <input type="checkbox"/> Return to Client <input type="checkbox"/> Disposal by lab <input type="checkbox"/> Archive for _____ days
Delivery Method: <input type="checkbox"/> Courier <input checked="" type="checkbox"/> Client <input type="checkbox"/> UPS <input type="checkbox"/> FedEx <input type="checkbox"/> USPS <input type="checkbox"/> Other: _____	Special Instructions/QC Requirements & Comments:				

Company Name: EA Engineering		Project Manager: Laura Oakes		Analysis Requested										CHAIN-OF-CUSTODY RECORD		
Project Name: GUDE Landfill		Project ID: 1556404		No. of Containers	8260LL VOC and 8011*	6020 MDE Landfill List	Chloride, Nitrate, Sulfate, Alkalinity, Dissolved Solids Conductivity	Turbidity, pH	Suspended Solids	COD	Ammonia-Nitrogen	Maryland Spectral Services, Inc. 1500 Caton Center Drive, Suite G Baltimore, MD 21227 410-247-7600 • Fax 410-247-7602 reporting@mdspectral.com				
Sampler(s): A. Szamski, R. Williams		P.O. Number:										Matrix Codes: NW (non-potable water) PW (potable water)				
Field Sample ID	Date	Time	Water	Soil	Other							Preservative: 1+1 HCl, H ₂ SO ₄ , Methanol, Na ₂ S ₂ O ₃ , NaHCO ₃	Field pH, Residual Chlorine, QC Request, Trip Blank, Field Blank	MSS Lab ID		
MW 16 B	8/31/21	0945	X			11	X	X	X	X	X	X	HCl, H ₂ SO ₄ , H ₂ SO ₄			
MW 16		1040	X			11	X	X	X	X	X	X				
CB03		1135	X			11	X	X	X	X	X	X				
CB03A		1212	X			11	X	X	X	X	X	X				
MW-8		1247	X			11	X	X	X	X	X	X				
MW-7		1330	X			11	X	X	X	X	X	X				
CB02		1400	X			11	X	X	X	X	X	X				
CB02A		1505	X			11	X	X	X	X	X	X				
TRIP BLANK	✓	-	X			1									TRIP BLANK	

* Please analyze 2 VOCs (1,2-Dibromo-3-chloropropane and 1, 2 Dibromoethane) by method 8011 in addition to method 8260.

Relinquished by: (Signature) 	Date/Time 8/31/21	Received by: (Signature) 	Relinquished by: (Signature)	Date/Time	Received by: (Signature)
(Printed) A. Szamski	16:00	(Printed) Lori Foster	(Printed)	(Printed)	(Printed)
Relinquished by: (Signature) 	Date/Time 8/31/21	Received by Lab: (Signature) 	Turn Around Time:	Lab Use:	
(Printed)	16:00	(Printed) Lori Foster	<input checked="" type="checkbox"/> Normal (7 day) <input type="checkbox"/> 5 day <input type="checkbox"/> 4 day <input type="checkbox"/> 3 day <input type="checkbox"/> Rush (2 day) <input type="checkbox"/> Next Day <input type="checkbox"/> Other: _____ <input type="checkbox"/> Specific Due Date: _____	Temp: _____ °C 5.0 <input checked="" type="checkbox"/> Received on Ice <input checked="" type="checkbox"/> Received same day <input type="checkbox"/> Preservation Appropriate	
Delivery Method: <input type="checkbox"/> Courier <input checked="" type="checkbox"/> Client <input type="checkbox"/> UPS <input type="checkbox"/> FedEx <input type="checkbox"/> USPS <input type="checkbox"/> Other: _____	Special Instructions/QC Requirements & Comments:		Sample Disposal: <input type="checkbox"/> Return to Client <input type="checkbox"/> Disposal by lab <input type="checkbox"/> Archive for _____ days		

Company Name: EA Engineering		Project Manager: Laura Oakes		Analysis Requested										CHAIN-OF-CUSTODY RECORD																
Project Name: GUDE Landfill		Project ID: 1556404		<table border="1"> <tr> <td rowspan="2">No. of Containers</td> <td rowspan="2">8260LL VOC and 8011*</td> <td rowspan="2">6020 MDE Landfill List</td> <td rowspan="2">Chloride, Nitrate, Sulfate, Alkalinity, Dissolved Solids Conductivity</td> <td rowspan="2">Turbidity, pH</td> <td rowspan="2">Suspended Solids</td> <td rowspan="2">COD</td> <td rowspan="2">Ammonia-Nitrogen</td> <td colspan="3">Matrix Codes: NW (non-potable water) PW (potable water)</td> </tr> <tr> <td>Preservative: 1 +1 HCl, H₂SO₄, Methanol, Na₂S₂O₃, NaHCO₃</td> <td>Field pH, Residual Chlorine, QC Request, Trip Blank, Field Blank</td> <td>MSS Lab ID</td> </tr> </table>										No. of Containers	8260LL VOC and 8011*	6020 MDE Landfill List	Chloride, Nitrate, Sulfate, Alkalinity, Dissolved Solids Conductivity	Turbidity, pH	Suspended Solids	COD	Ammonia-Nitrogen	Matrix Codes: NW (non-potable water) PW (potable water)			Preservative: 1 +1 HCl, H ₂ SO ₄ , Methanol, Na ₂ S ₂ O ₃ , NaHCO ₃	Field pH, Residual Chlorine, QC Request, Trip Blank, Field Blank	MSS Lab ID	Maryland Spectral Services, Inc. 1500 Caton Center Drive, Suite G Baltimore, MD 21227 410-247-7600 • Fax 410-247-7602 reporting@mdspectral.com		
No. of Containers	8260LL VOC and 8011*	6020 MDE Landfill List	Chloride, Nitrate, Sulfate, Alkalinity, Dissolved Solids Conductivity																			Turbidity, pH	Suspended Solids	COD	Ammonia-Nitrogen	Matrix Codes: NW (non-potable water) PW (potable water)				
				Preservative: 1 +1 HCl, H ₂ SO ₄ , Methanol, Na ₂ S ₂ O ₃ , NaHCO ₃	Field pH, Residual Chlorine, QC Request, Trip Blank, Field Blank	MSS Lab ID																								
Sampler(s): A. Szamski, R. Williams		P.O. Number:																												
Field Sample ID		Date	Time AM	Water	Soil	Other																								
MW-1B		9/2/21	9:50	X			11	X	X	X	X	X	X	X	X	HCl, HNO ₃ , H ₂ SO ₄														
MW-3B		9/2/21	10:35				11																							
MW-3A		9/2/21	11:10				11																							
OB08A		9/2/21	11:40				11																							
OB08		9/2/21	12:16				11																							
MW-24B		9/2/21	13:08				11																							
MW-24A		9/2/21	13:50				11																							
OB40		9/2/21					11																							
OB04 MW-22B		9/2/21	14:23				11	↓	↓	↓	↓	↓	↓	↓	↓		FIELD BLANK													
* Please analyze 2 VOCs (1,2-Dibromo-3-chloropropane and 1, 2 Dibromoethane) by method 8011 in addition to method 8260.																														
Relinquished by: (Signature) 		Date/Time 9/2/21		Received by: (Signature) 				Relinquished by: (Signature) 				Date/Time		Received by: (Signature)																
(Printed) Andy Szamski		16:15		(Printed)				(Printed)						(Printed)																
Relinquished by: (Signature) 		Date/Time 16:19		Received by Lab: (Signature) 				Turn Around Time:				Lab Use:																		
(Printed)		9/2/21		(Printed) Lori Foster				<input checked="" type="checkbox"/> Normal (7 day) <input type="checkbox"/> 5 day <input type="checkbox"/> 4 day <input type="checkbox"/> 3 day <input type="checkbox"/> Rush (2 day) <input type="checkbox"/> Next Day <input type="checkbox"/> Other: _____ <input type="checkbox"/> Specific Due Date: _____				Temp: ____°C 4.9 ± 0°C <input checked="" type="checkbox"/> Received on Ice <input checked="" type="checkbox"/> Received same day <input type="checkbox"/> Preservation Appropriate Sample Disposal: <input type="checkbox"/> Return to Client <input type="checkbox"/> Disposal by lab <input type="checkbox"/> Archive for ____ days																		
Delivery Method: <input type="checkbox"/> Courier <input type="checkbox"/> Client <input type="checkbox"/> UPS <input type="checkbox"/> FedEx <input type="checkbox"/> USPS <input type="checkbox"/> Other:		Special Instructions/QC Requirements & Comments:																												

Company Name: EA Engineering		Project Manager: Laura Oakes			Analysis Requested										CHAIN-OF-CUSTODY RECORD																	
Project Name: GUDE Landfill		Project ID: 1556404			<table border="1"> <tr> <td rowspan="2">No. of Containers</td> <td>8260LL VOC and 8011*</td> <td>6020 MDE Landfill List</td> <td>Chloride, Nitrate, Sulfate, Alkalinity, Dissolved Solids Conductivity</td> <td>Turbidity, pH</td> <td>Suspended Solids</td> <td>COD</td> <td>Ammonia-Nitrogen</td> </tr> <tr> <td></td> <td></td> <td></td> <td></td> <td></td> <td></td> <td></td> </tr> </table>										No. of Containers	8260LL VOC and 8011*	6020 MDE Landfill List	Chloride, Nitrate, Sulfate, Alkalinity, Dissolved Solids Conductivity	Turbidity, pH	Suspended Solids	COD	Ammonia-Nitrogen								Maryland Spectral Services, Inc. 1500 Caton Center Drive, Suite G Baltimore, MD 21227 410-247-7600 • Fax 410-247-7602 reporting@mdspectral.com		
No. of Containers	8260LL VOC and 8011*	6020 MDE Landfill List	Chloride, Nitrate, Sulfate, Alkalinity, Dissolved Solids Conductivity	Turbidity, pH												Suspended Solids	COD	Ammonia-Nitrogen														
Sampler(s): A. Szamski, R. Williams		P.O. Number:			Matrix Codes: NW (non-potable water) PW (potable water)																											
Field Sample ID	Date	Time	Water	Soil	Other											Preservative: 1 +1 HCl, H ₂ SO ₄ , Methanol, Na ₂ S ₂ O ₃ , NaHCO ₃	Field pH, Residual Chlorine, QC Request, Trip Blank, Field Blank	MSS Lab ID														
MW-22A	9/2/21	1505	X			11	X	X	X	X	X	X	X	X	H ₂ SO ₄ , HNO ₃ , HCl																	
TRIP BLANK	9/2/21	—	X			1										TRIP BLANK																
* Please analyze 2 VOCs (1,2-Dibromo-3-chloropropane and 1, 2 Dibromoethane) by method 8011 in addition to method 8260.																																
Relinquished by: (Signature) <i>[Signature]</i>		Date/Time 9/2/21		Received by: (Signature) <i>[Signature]</i>				Relinquished by: (Signature) <i>[Signature]</i>				Date/Time		Received by: (Signature)																		
(Printed) A. Szamski		1615		(Printed)				(Printed)						(Printed)																		
Relinquished by: (Signature) <i>[Signature]</i>		Date/Time 16:19 9/2/21		Received by Lab: (Signature) <i>[Signature]</i>				Turn Around Time: <input checked="" type="checkbox"/> Normal (7 day) <input type="checkbox"/> 5 day <input type="checkbox"/> 4 day <input type="checkbox"/> 3 day <input type="checkbox"/> Rush (2 day) <input type="checkbox"/> Next Day <input type="checkbox"/> Other: _____ <input type="checkbox"/> Specific Due Date: _____				Lab Use: Temp: _____ °C 4.9 ± 0 °C <input checked="" type="checkbox"/> Received on Ice <input checked="" type="checkbox"/> Received same day <input type="checkbox"/> Preservation Appropriate																				
(Printed)				(Printed) Lori Foster								Sample Disposal: <input type="checkbox"/> Return to Client <input type="checkbox"/> Disposal by lab <input type="checkbox"/> Archive for _____ days																				
Delivery Method: <input type="checkbox"/> Courier <input type="checkbox"/> Client <input type="checkbox"/> UPS <input type="checkbox"/> FedEx <input type="checkbox"/> USPS <input type="checkbox"/> Other: _____		Special Instructions/QC Requirements & Comments:																														

Company Name: EA Engineering		Project Manager: Laura Oakes		Analysis Requested										CHAIN-OF-CUSTODY RECORD		
Project Name: GUDE Landfill		Project ID: 1556404		8260LL VOC and 8011 * 6020 MDE Landfill List Chloride, Nitrate, Sulfate, Alkalinity, Dissolved Solids Conductivity Turbidity, pH Suspended Solids COD Ammonia-Nitrogen										Maryland Spectral Services, Inc. 1500 Caton Center Drive, Suite G Baltimore, MD 21227 410-247-7600 • Fax 410-247-7602 reporting@mdspectral.com		
Sampler(s): A. Szamski, R. Williams		P.O. Number: 19541												Matrix Codes: NW (non-potable water) PW (potable water)		
Field Sample ID	Date	Time	Water	Soil	Other	No. of Containers	8260LL VOC and 8011 *	6020 MDE Landfill List	Chloride, Nitrate, Sulfate, Alkalinity, Dissolved Solids Conductivity	Turbidity, pH	Suspended Solids	COD	Ammonia-Nitrogen	Preservative: 1 +1 HCl, H ₂ SO ₄ , Methanol, Na ₂ S ₂ O ₃ , NaHCO ₃	Field pH, Residual Chlorine, QC Request, Trip Blank, Field Blank	MSS Lab ID
ST-015	9/13/21	0745	X			11	X	X	+	+	+	+	X	HCl, HNO ₃ , H ₂ SO ₄		
OB015		0845														
OB12		0811														
OB11A		0938														
OB11		1105														
OB025		1025														
MW-21A		1140														
MW-21B		1235														
OB50	↓	-	↓			↓	↓	↓	↓	↓	↓	↓	↓		FIELD BLANK	
* Please analyze 2 VOCs (1,2-Dibromo-3-chloropropane and 1, 2 Dibromoethane) by method 8011 in addition to method 8260.																
Relinquished by: (Signature) 		Date/Time 9/13/21		Received by: (Signature) 				Relinquished by: (Signature)				Date/Time		Received by: (Signature)		
(Printed) Andy Szamski		1320		(Printed)				(Printed)						(Printed)		
Relinquished by: (Signature) 		Date/Time 9/13/21		Received by Lab: (Signature) 				Turn Around Time:				Lab Use:				
(Printed)		1320		(Printed) S. HAMNER				<input type="checkbox"/> Normal (7 day) <input type="checkbox"/> 5 day <input type="checkbox"/> 4 day <input type="checkbox"/> 3 day <input type="checkbox"/> Rush (2 day) <input type="checkbox"/> Next Day <input type="checkbox"/> Other: _____ <input type="checkbox"/> Specific Due Date: _____				Temp: 10 °C <input checked="" type="checkbox"/> Received on Ice <input checked="" type="checkbox"/> Received same day <input checked="" type="checkbox"/> Preservation Appropriate				
Delivery Method: <input type="checkbox"/> Courier <input type="checkbox"/> Client <input type="checkbox"/> UPS <input type="checkbox"/> FedEx <input type="checkbox"/> USPS <input type="checkbox"/> Other:		Special Instructions/QC Requirements & Comments:								Sample Disposal: <input type="checkbox"/> Return to Client <input type="checkbox"/> Disposal by lab <input type="checkbox"/> Archive for ____ days						

Company Name: EA Engineering		Project Manager: Laura Oakes		Analysis Requested										CHAIN-OF-CUSTODY RECORD				
Project Name: GUDE Landfill		Project ID: 1556404		8260LL VOC and 8011* 6020 MDE Landfill List Chloride, Nitrate, Sulfate, Alkalinity, Dissolved Solids Conductivity Turbidity, pH Suspended Solids COD Ammonia-Nitrogen										Maryland Spectral Services, Inc. 1500 Caton Center Drive, Suite G Baltimore, MD 21227 410-247-7600 • Fax 410-247-7602 reporting@mdspectral.com				
Sampler(s): A. Szamski, R. Williams		P.O. Number: 19541												Matrix Codes: NW (non-potable water) PW (potable water)				
Field Sample ID	Date	Time	Water	Soil	Other	No. of Containers	8260LL VOC and 8011*	6020 MDE Landfill List	Chloride, Nitrate, Sulfate, Alkalinity, Dissolved Solids Conductivity	Turbidity, pH	Suspended Solids	COD	Ammonia-Nitrogen	Preservative: 1+1 HCl, H ₂ SO ₄ , Methanol, Na ₂ S ₂ O ₃ , NaHCO ₃	Field pH, Residual Chlorine, QC Request, Trip Blank, Field Blank	MSS Lab ID		
OB07A	9/17/21	0955	X			11	X	X	X	X	X	X	X	HCl, H ₂ SO ₄ , HNO ₃				
OB07		1035																
OB06		1145																
OB102		1240																
MW-2B		1420																
MW-2A		1505																
ST-005		0900																
TRIP BLANK		-				1									TRIP BLANK			
MW-23A		0950					X	X	X	X	X	X	X	HCl, H ₂ SO ₄ , HNO ₃				
* Please analyze 2 VOCs (1,2-Dibromo-3-chloropropane and 1,2 Dibromoethane) by method 8011 in addition to method 8260.																		
Relinquished by: (Signature)		Date/Time		Received by: (Signature)				Relinquished by: (Signature)				Date/Time		Received by: (Signature)				
(Printed)		1404		(Printed)				(Printed)						(Printed)				
Relinquished by: (Signature)		Date/Time		Received by Lab: (Signature)				Turn Around Time:				Lab Use:						
(Printed)		1615		(Printed)				<input checked="" type="checkbox"/> Normal (7 day) <input type="checkbox"/> 5 day <input type="checkbox"/> 4 day <input type="checkbox"/> 3 day <input type="checkbox"/> Rush (2 day) <input type="checkbox"/> Next Day <input type="checkbox"/> Other: _____ <input type="checkbox"/> Specific Due Date: _____				Temp: 5-2°C <input checked="" type="checkbox"/> Received on Ice <input type="checkbox"/> Received same day <input type="checkbox"/> Preservation Appropriate						
Delivery Method:		Special Instructions/QC Requirements & Comments:																
<input type="checkbox"/> Courier <input type="checkbox"/> Client <input type="checkbox"/> UPS <input type="checkbox"/> FedEx <input type="checkbox"/> USPS <input type="checkbox"/> Other: _____																		
														Sample Disposal:				
														<input type="checkbox"/> Return to Client <input type="checkbox"/> Disposal by lab <input type="checkbox"/> Archive for _____ days				

Company Name: EA Engineering		Project Manager: Laura Oakes		Analysis Requested										CHAIN-OF-CUSTODY RECORD		
Project Name: GUDE Landfill		Project ID: 1556404		8260LL VOC and 8011* 6020 MDE Landfill List Chloride, Nitrate, Sulfate, Alkalinity, Dissolved Solids Conductivity Turbidity, pH Suspended Solids COD Ammonia-Nitrogen										Maryland Spectral Services, Inc. 1500 Caton Center Drive, Suite G Baltimore, MD 21227 410-247-7600 • Fax 410-247-7602 reporting@mdspectral.com		
Sampler(s): A. Szamski, R. Williams		P.O. Number: 19541												Matrix Codes: NW (non-potable water) PW (potable water)		
Field Sample ID	Date	Time	Water	Soil	Other	No. of Containers	8260LL VOC and 8011*	6020 MDE Landfill List	Chloride, Nitrate, Sulfate, Alkalinity, Dissolved Solids Conductivity	Turbidity, pH	Suspended Solids	COD	Ammonia-Nitrogen	Preservative: 1 +1 HCl, H ₂ SO ₄ , Methanol, Na ₂ S ₂ O ₃ , NaHCO ₃	Field pH, Residual Chlorine, QC Request, Trip Blank, Field Blank	MSS Lab ID
MW-293	9/7/21	1054	X			11	X	X	X	X	X	X	X	HCl, H ₂ SO ₄ , H ₂ O ₂		
OB-10		1158														
MW-4		1248														
ST-70		1305														
MW-6		1431														
* Please analyze 2 VOCs (1,2-Dibromo-3-chloropropane and 1, 2 Dibromoethane) by method 8011 in addition to method 8260.																
Relinquished by: (Signature)		Date/Time		Received by: (Signature)				Relinquished by: (Signature)				Date/Time		Received by: (Signature)		
(Printed)		1404		(Printed)				(Printed)						(Printed)		
Relinquished by: (Signature)		Date/Time		Received by Lab: (Signature)				Turn Around Time:				Lab Use:				
(Printed)		1615 9/7/21		(Printed)				<input checked="" type="checkbox"/> Normal (7 day) <input type="checkbox"/> 5 day <input type="checkbox"/> 4 day <input type="checkbox"/> 3 day <input type="checkbox"/> Rush (2 day) <input type="checkbox"/> Next Day <input type="checkbox"/> Other: _____ <input type="checkbox"/> Specific Due Date: _____				Temp: 5-2°C <input checked="" type="checkbox"/> Received on Ice <input type="checkbox"/> Received same day <input type="checkbox"/> Preservation Appropriate				
Delivery Method:		Special Instructions/QC Requirements & Comments:														
<input type="checkbox"/> Courier <input type="checkbox"/> Client <input type="checkbox"/> UPS <input type="checkbox"/> FedEx <input type="checkbox"/> USPS <input type="checkbox"/> Other: _____		<input type="checkbox"/> Return to Client <input type="checkbox"/> Disposal by lab <input type="checkbox"/> Archive for _____ days														

Company Name: EA Engineering		Project Manager: Laura Oakes		Analysis Requested										CHAIN-OF-CUSTODY RECORD		
Project Name: GUDE Landfill		Project ID: 1556404		No. of Containers	8260LL VOC and 8011*	6020 MDE Landfill List	Chloride, Nitrate, Sulfate, Alkalinity, Dissolved Solids Conductivity	Turbidity, pH	Suspended Solids	COD	Ammonia-Nitrogen	Maryland Spectral Services, Inc. 1500 Caton Center Drive, Suite G Baltimore, MD 21227 410-247-7600 • Fax 410-247-7602 reporting@mdspectral.com				
Sampler(s): A. Szamski, R. Williams		P.O. Number: 19571										Matrix Codes: NW (non-potable water) PW (potable water)				
Field Sample ID	Date	Time	Water									Soil	Other	Preservative: 1 +1 HCl, H ₂ SO ₄ , Methanol, Na ₂ S ₂ O ₃ , NaHCO ₃	Field pH, Residual Chlorine, QC Request, Trip Blank, Field Blank	MSS Lab ID
MW-19B	9/8/21	1015				X	X	X	X	X	X	X	HCl, H ₂ SO ₄ , HNO ₃			
MW-19A		1100														
OB01		1215														
MW-14A		1445														
MW-14B		1423														
MW-11A		1305														
MW-11B		1140														
MW-10		1015														
TRIP BLANK		-	X											TRIP BLANK		

* Please analyze 2 VOCs (1,2-Dibromo-3-chloropropane and 1, 2 Dibromoethane) by method 8011 in addition to method 8260.

Relinquished by: (Signature) 	Date/Time 9/8/21	Received by: (Signature) 	Relinquished by: (Signature)	Date/Time	Received by: (Signature)
(Printed) Andy Szamski	1545	(Printed) Meko Holze	(Printed)		(Printed)
Relinquished by: (Signature) 	Date/Time 9/8/21	Received by Lab: (Signature)	Turn Around Time:	Lab Use:	
(Printed)		(Printed)	<input checked="" type="checkbox"/> Normal (7 day) <input type="checkbox"/> 5 day <input type="checkbox"/> 4 day <input type="checkbox"/> 3 day <input type="checkbox"/> Rush (2 day) <input type="checkbox"/> Next Day <input type="checkbox"/> Other: _____ <input type="checkbox"/> Specific Due Date: _____	Temp: ____ °C 10.2 <input checked="" type="checkbox"/> Received on Ice <input type="checkbox"/> Received same day <input type="checkbox"/> Preservation Appropriate	
Delivery Method:	Special Instructions/QC Requirements & Comments:		Sample Disposal:		
<input type="checkbox"/> Courier <input checked="" type="checkbox"/> Client <input type="checkbox"/> UPS <input type="checkbox"/> FedEx <input type="checkbox"/> USPS <input type="checkbox"/> Other: _____			<input type="checkbox"/> Return to Client <input type="checkbox"/> Disposal by lab <input type="checkbox"/> Archive for ____ days		

Company Name: EA Engineering		Project Manager: Laura Oakes		Analysis Requested										CHAIN-OF-CUSTODY RECORD		
Project Name: GUDE Landfill		Project ID: 1556404		No. of Containers 8260LL VOC and 8011 * 6020 MDE Landfill List Chloride, Nitrate, Sulfate, Alkalinity, Dissolved Solids Conductivity Turbidity, pH Suspended Solids COD Ammonia-Nitrogen										Maryland Spectral Services, Inc. 1500 Caton Center Drive, Suite G Baltimore, MD 21227 410-247-7600 • Fax 410-247-7602 reporting@mdspectral.com		
Sampler(s): A. Szamski, R. Williams		P.O. Number: 19541												Matrix Codes: NW (non-potable water) PW (potable water)		
Field Sample ID	Date	Time	Water	Soil	Other	No. of Containers	8260LL VOC and 8011 *	6020 MDE Landfill List	Chloride, Nitrate, Sulfate, Alkalinity, Dissolved Solids Conductivity	Turbidity, pH	Suspended Solids	COD	Ammonia-Nitrogen	Preservative: 1+1 HCl, H ₂ SO ₄ , Methanol, Na ₂ S ₂ O ₃ , NaHCO ₃	Field pH, Residual Chlorine, QC Request, Trip Blank, Field Blank	MSS Lab ID
ST-80	9/9/21	1100	X			11	X	X	X	X	X	X	X	HCl, H ₂ SO ₄ , H ₂ O ₂		
MW-15		1102														
MW-12		0930														
MW-9		0912														
TRIP BLANK		-				1									TRIP BLANK	
* Please analyze 2 VOCs (1,2-Dibromo-3-chloropropane and 1, 2 Dibromoethane) by method 8011 in addition to method 8260.																
Relinquished by: (Signature) 		Date/Time 9/9/21		Received by: (Signature) 				Relinquished by: (Signature) 				Date/Time 12:20		Received by: (Signature) 		
(Printed) Andy Szamski		1220		(Printed)				(Printed)				(Printed)		(Printed)		
Relinquished by: (Signature) 		Date/Time 12:20		Received by Lab: (Signature) 				Turn Around Time:				Lab Use:				
(Printed)		9/9/21		(Printed) Lori Foster				<input checked="" type="checkbox"/> Normal (7 day) <input type="checkbox"/> 5 day <input type="checkbox"/> 4 day <input type="checkbox"/> 3 day <input type="checkbox"/> Rush (2 day) <input type="checkbox"/> Next Day <input type="checkbox"/> Other: _____ <input type="checkbox"/> Specific Due Date: _____				Temp: _____ °C 9.4 <input checked="" type="checkbox"/> Received on Ice <input type="checkbox"/> Received same day <input type="checkbox"/> Preservation Appropriate				
Delivery Method: <input type="checkbox"/> Courier <input checked="" type="checkbox"/> Client <input type="checkbox"/> UPS <input type="checkbox"/> FedEx <input type="checkbox"/> USPS <input type="checkbox"/> Other: _____		Special Instructions/QC Requirements & Comments:														
		Sample Disposal: <input type="checkbox"/> Return to Client <input type="checkbox"/> Disposal by lab <input type="checkbox"/> Archive for _____ days														

Appendix C
Laboratory Reports

This page intentionally left blank

24 September 2021

Report revised to include acrylonitrile. Consolidated report to include all results for all work orders listed on pages 2-4.

Laura Oakes
EA Engineering
225 Schilling Circle, STE 400
Hunt Valley, MD 21031
RE: GUDE LANDFILL

Enclosed are the results of analyses for samples received by the laboratory on 08/30/21 16:28-09/09/21 12:20.

Please visit our website at www.mdspectral.com for a complete listing of our accreditations.

If you have any questions concerning this report, please feel free to contact me.

Sincerely,



Rabecka Koons
Quality Assurance Officer

Project: GUDE LANDFILL

Report revised to include acrylonitrile. Consolidated report to include all results for all work orders listed on pages 2-4.

Project Number: 1556404

Project Manager: Laura Oakes

Reported:

09/24/21 11:41

Client Sample ID	Alternate Sample ID	Laboratory ID	Matrix	Date Sampled	Date Received
MW-13B		1083012-01	Nonpotable Water	08/30/21 10:00	08/30/21 16:28
MW-13A		1083012-02	Nonpotable Water	08/30/21 11:05	08/30/21 16:28
OB-04A		1083012-03	Nonpotable Water	08/30/21 12:15	08/30/21 16:28
OB-04		1083012-04	Nonpotable Water	08/30/21 13:05	08/30/21 16:28
OB-105		1083012-05	Nonpotable Water	08/30/21 15:05	08/30/21 16:28
OB-30		1083012-06	Nonpotable Water	08/30/21 00:00	08/30/21 16:28
TRIP BLANK		1083012-07	Nonpotable Water	08/30/21 00:00	08/30/21 16:28
MW-16B		1083127-01	Nonpotable Water	08/31/21 09:45	08/31/21 16:00
MW-16A		1083127-02	Nonpotable Water	08/31/21 10:40	08/31/21 16:00
OB03		1083127-03	Nonpotable Water	08/31/21 11:35	08/31/21 16:00
OB03A		1083127-04	Nonpotable Water	08/31/21 12:12	08/31/21 16:00
MW-8		1083127-05	Nonpotable Water	08/31/21 12:47	08/31/21 16:00
MW-7		1083127-06	Nonpotable Water	08/31/21 13:30	08/31/21 16:00
OB02		1083127-07	Nonpotable Water	08/31/21 14:20	08/31/21 16:00
OB02A		1083127-08	Nonpotable Water	08/31/21 15:05	08/31/21 16:00
ST-120		1083127-09	Nonpotable Water	08/31/21 00:00	08/31/21 16:00
TRIP BLANK		1083127-10	Nonpotable Water	08/31/21 00:00	08/31/21 16:00
MW-1B		1090210-01	Nonpotable Water	09/02/21 09:20	09/02/21 16:19
MW-3B		1090210-02	Nonpotable Water	09/02/21 10:35	09/02/21 16:19
MW-3A		1090210-03	Nonpotable Water	09/02/21 11:10	09/02/21 16:19
OB08A		1090210-04	Nonpotable Water	09/02/21 11:40	09/02/21 16:19
OB08		1090210-05	Nonpotable Water	09/02/21 12:16	09/02/21 16:19
MW-24B		1090210-06	Nonpotable Water	09/02/21 13:08	09/02/21 16:19
MW-24A		1090210-07	Nonpotable Water	09/02/21 13:50	09/02/21 16:19
OB40		1090210-08	Nonpotable Water	09/02/21 00:00	09/02/21 16:19



Rabecka Koons, Quality Assurance Officer

The results in this report apply to the samples analyzed in accordance with the chain of custody document. This analytical report must be reproduced in its entirety.

Project: GUDE LANDFILL

Report revised to include acrylonitrile. Consolidated report to include all results for all work orders listed on pages 2-4.

Project Number: 1556404

Project Manager: Laura Oakes

Reported:

09/24/21 11:41

Client Sample ID	Alternate Sample ID	Laboratory ID	Matrix	Date Sampled	Date Received
MW-22B		1090210-09	Nonpotable Water	09/02/21 14:23	09/02/21 16:19
MW-22A		1090210-10	Nonpotable Water	09/02/21 15:05	09/02/21 16:19
TRIP BLANK		1090210-11	Nonpotable Water	09/02/21 00:00	09/02/21 16:19
ST-015		1090319-01	Nonpotable Water	09/03/21 07:45	09/03/21 13:20
OB015		1090319-02	Nonpotable Water	09/03/21 08:45	09/03/21 13:20
OB12		1090319-03	Nonpotable Water	09/03/21 08:11	09/03/21 13:20
OB11A		1090319-04	Nonpotable Water	09/03/21 09:38	09/03/21 13:20
OB11		1090319-05	Nonpotable Water	09/03/21 11:05	09/03/21 13:20
OB025		1090319-06	Nonpotable Water	09/03/21 10:25	09/03/21 13:20
MW-21A		1090319-07	Nonpotable Water	09/03/21 11:40	09/03/21 13:20
MW-21B		1090319-08	Nonpotable Water	09/03/21 12:35	09/03/21 13:20
OB50		1090319-09	Nonpotable Water	09/03/21 00:00	09/03/21 13:20
TRIP BLANK		1090319-10	Nonpotable Water	09/03/21 00:00	09/03/21 13:20
OB07A		1090717-01	Nonpotable Water	09/07/21 09:55	09/07/21 16:15
OB07		1090717-02	Nonpotable Water	09/07/21 10:35	09/07/21 16:15
OB06		1090717-03	Nonpotable Water	09/07/21 11:45	09/07/21 16:15
OB102		1090717-04	Nonpotable Water	09/07/21 12:40	09/07/21 16:15
MW-2B		1090717-05	Nonpotable Water	09/07/21 14:20	09/07/21 16:15
MW-2A		1090717-06	Nonpotable Water	09/07/21 15:05	09/07/21 16:15
ST-065		1090717-07	Nonpotable Water	09/07/21 09:00	09/07/21 16:15
MW-23A		1090717-08	Nonpotable Water	09/07/21 09:50	09/07/21 16:15
MW-23B		1090717-09	Nonpotable Water	09/07/21 10:54	09/07/21 16:15
OB-10		1090717-10	Nonpotable Water	09/07/21 11:58	09/07/21 16:15
MW-4		1090717-11	Nonpotable Water	09/07/21 12:48	09/07/21 16:15
ST-70		1090717-12	Nonpotable Water	09/07/21 13:05	09/07/21 16:15
MW-6		1090717-13	Nonpotable Water	09/07/21 14:31	09/07/21 16:15



Rabecka Koons, Quality Assurance Officer

The results in this report apply to the samples analyzed in accordance with the chain of custody document. This analytical report must be reproduced in its entirety.

1500 Caton Center Dr Suite G
 Baltimore MD 21227
 410-247-7600
 www.mdspectral.com
 MD DW LabID 153

Project: GUDE LANDFILL

Project Number: 1556404
 Project Manager: Laura Oakes

Report revised to include acrylonitrile. Consolidated report to include all results for all work orders listed on pages 2-4.
 Reported:

09/24/21 11:41

Client Sample ID	Alternate Sample ID	Laboratory ID	Matrix	Date Sampled	Date Received
TRIP BLANK		1090717-14	Nonpotable Water	09/07/21 00:00	09/07/21 16:15
MW-19B		1090816-01	Nonpotable Water	09/08/21 10:15	09/08/21 15:45
MW-19A		1090816-02	Nonpotable Water	09/08/21 11:00	09/08/21 15:45
OB01		1090816-03	Nonpotable Water	09/08/21 12:15	09/08/21 15:45
MW-14A		1090816-04	Nonpotable Water	09/08/21 14:45	09/08/21 15:45
MW-14B		1090816-05	Nonpotable Water	09/08/21 14:23	09/08/21 15:45
MW-11A		1090816-06	Nonpotable Water	09/08/21 13:05	09/08/21 15:45
MW-11B		1090816-07	Nonpotable Water	09/08/21 11:40	09/08/21 15:45
MW-10		1090816-08	Nonpotable Water	09/08/21 10:15	09/08/21 15:45
TRIP BLANK		1090816-09	Nonpotable Water	09/08/21 00:00	09/08/21 15:45
ST-80		1090915-01	Nonpotable Water	09/09/21 11:00	09/09/21 12:20
MW-15		1090915-02	Nonpotable Water	09/09/21 11:02	09/09/21 12:20
MW-12		1090915-03	Nonpotable Water	09/09/21 09:30	09/09/21 12:20
MW-9		1090915-04	Nonpotable Water	09/09/21 09:12	09/09/21 12:20
TRIP BLANK		1090915-05	Nonpotable Water	09/09/21 00:00	09/09/21 12:20



Rabecka Koons, Quality Assurance Officer

The results in this report apply to the samples analyzed in accordance with the chain of custody document. This analytical report must be reproduced in its entirety.

1500 Caton Center Dr Suite G
Baltimore MD 21227
410-247-7600
www.mdspectral.com
MD DW LabID 153

Project: GUDE LANDFILL

Report revised to include acrylonitrile. Consolidated report to include all results for all work orders listed on pages 2-4.

Project Number: 1556404

Project Manager: Laura Oakes

Reported:

09/24/21 11:41

Rabecka Koons

The results in this report apply to the samples analyzed in accordance with the chain of custody document. This analytical report must be reproduced in its entirety.

Rabecka Koons, Quality Assurance Officer

Project: GUDE LANDFILL

Project Number: 1556404
Project Manager: Laura Oakes

Report revised to include acrylonitrile. Consolidated report to include all results for all work orders listed on pages 2-4.
Reported:

09/24/21 11:41

MW-13B

1083012-01 (Nonpotable Water)
Sample Date: 08/30/21

Analyte	Result	Notes	Units	Reporting Limit (MRL)	Detection Limit (LOD)	Dilution	Prepared	Analyzed	Analyst
pH measurement by EPA 9040C Prepared by pH (Paper or Meter)									
pH	6.16	O-07	pH Units			1	08/30/21	08/30/21 17:46	GEM
Turbidity by EPA 180.1 Prepared by Turbidity Prep									
Turbidity	0.892		NTU	0.500	0.110	1	08/31/21	08/31/21 09:41	CRP
Volatile Organics by EPA 8260B (GC/MS) Prepared by GCMS-WATER-VOLATILES									
Acetone	ND		ug/L	5.0	5.0	1	09/01/21	09/01/21 15:02	AS
Acrylonitrile	ND		ug/L	5.0	5.0	1	09/01/21	09/01/21 15:02	AS
Allyl chloride (3-Chloropropylene)	ND		ug/L	1.0	1.0	1	09/01/21	09/01/21 15:02	AS
Benzene	1.3		ug/L	1.0	1.0	1	09/01/21	09/01/21 15:02	AS
Bromochloromethane	ND		ug/L	1.0	1.0	1	09/01/21	09/01/21 15:02	AS
Bromodichloromethane	ND		ug/L	1.0	1.0	1	09/01/21	09/01/21 15:02	AS
Bromoform	ND		ug/L	1.0	1.0	1	09/01/21	09/01/21 15:02	AS
Bromomethane	ND		ug/L	1.0	1.0	1	09/01/21	09/01/21 15:02	AS
2-Butanone (MEK)	ND		ug/L	5.0	5.0	1	09/01/21	09/01/21 15:02	AS
Carbon disulfide	ND		ug/L	1.0	1.0	1	09/01/21	09/01/21 15:02	AS
Carbon tetrachloride	ND		ug/L	1.0	1.0	1	09/01/21	09/01/21 15:02	AS
Chlorobenzene	1.2		ug/L	1.0	1.0	1	09/01/21	09/01/21 15:02	AS
Chloroethane	ND		ug/L	1.0	1.0	1	09/01/21	09/01/21 15:02	AS
Chloroform	ND		ug/L	1.0	1.0	1	09/01/21	09/01/21 15:02	AS
Chloromethane	ND		ug/L	1.0	1.0	1	09/01/21	09/01/21 15:02	AS
Chloroprene	ND		ug/L	1.0	1.0	1	09/01/21	09/01/21 15:02	AS
Dibromochloromethane	ND		ug/L	1.0	1.0	1	09/01/21	09/01/21 15:02	AS
1,2-Dibromo-3-chloropropane	ND		ug/L	1.0	1.0	1	09/01/21	09/01/21 15:02	AS
1,2-Dibromoethane (EDB)	ND		ug/L	1.0	1.0	1	09/01/21	09/01/21 15:02	AS
Dibromomethane	ND		ug/L	1.0	1.0	1	09/01/21	09/01/21 15:02	AS
1,2-Dichlorobenzene	ND		ug/L	1.0	1.0	1	09/01/21	09/01/21 15:02	AS
1,4-Dichlorobenzene	5.6		ug/L	1.0	1.0	1	09/01/21	09/01/21 15:02	AS
trans-1,4-Dichloro-2-butene	ND		ug/L	1.0	1.0	1	09/01/21	09/01/21 15:02	AS
1,1-Dichloroethane	6.8		ug/L	1.0	1.0	1	09/01/21	09/01/21 15:02	AS
1,2-Dichloroethane	1.1		ug/L	1.0	1.0	1	09/01/21	09/01/21 15:02	AS
1,1-Dichloroethene	ND		ug/L	1.0	1.0	1	09/01/21	09/01/21 15:02	AS
cis-1,2-Dichloroethene	42.2		ug/L	1.0	1.0	1	09/01/21	09/01/21 15:02	AS
trans-1,2-Dichloroethene	1.6		ug/L	1.0	1.0	1	09/01/21	09/01/21 15:02	AS
1,2-Dichloropropane	3.7		ug/L	1.0	1.0	1	09/01/21	09/01/21 15:02	AS

The results in this report apply to the samples analyzed in accordance with the chain of custody document. This analytical report must be reproduced in its entirety.



Rabecka Koons, Quality Assurance Officer

Project: GUDE LANDFILL

Project Number: 1556404
Project Manager: Laura Oakes

Report revised to include acrylonitrile. Consolidated report to include all results for all work orders listed on pages 2-4.

Reported:
09/24/21 11:41

MW-13B

**1083012-01 (Nonpotable Water)
Sample Date: 08/30/21**

Analyte	Result	Notes	Units	Reporting Limit (MRL)	Detection Limit (LOD)	Dilution	Prepared	Analyzed	Analyst
Volatile Organics by EPA 8260B (GC/MS) Prepared by GCMS-WATER-VOLATILES (continued)									
1,3-Dichloropropane	ND		ug/L	1.0	1.0	1	09/01/21	09/01/21 15:02	AS
2,2-Dichloropropane	ND		ug/L	1.0	1.0	1	09/01/21	09/01/21 15:02	AS
1,1-Dichloropropene	ND		ug/L	1.0	1.0	1	09/01/21	09/01/21 15:02	AS
cis-1,3-Dichloropropene	ND		ug/L	1.0	1.0	1	09/01/21	09/01/21 15:02	AS
trans-1,3-Dichloropropene	ND		ug/L	1.0	1.0	1	09/01/21	09/01/21 15:02	AS
Ethyl methacrylate	ND		ug/L	5.0	5.0	1	09/01/21	09/01/21 15:02	AS
Ethylbenzene	ND		ug/L	1.0	1.0	1	09/01/21	09/01/21 15:02	AS
2-Hexanone	ND		ug/L	5.0	5.0	1	09/01/21	09/01/21 15:02	AS
Isobutanol	ND		ug/L	100	100	1	09/01/21	09/01/21 15:02	AS
Iodomethane	ND		ug/L	1.0	1.0	1	09/01/21	09/01/21 15:02	AS
Methyl tert-butyl ether (MTBE)	ND		ug/L	1.0	1.0	1	09/01/21	09/01/21 15:02	AS
4-Methyl-2-pentanone	ND		ug/L	5.0	5.0	1	09/01/21	09/01/21 15:02	AS
Methylene chloride	2.4		ug/L	1.0	1.0	1	09/01/21	09/01/21 15:02	AS
Methyl methacrylate	ND		ug/L	5.0	5.0	1	09/01/21	09/01/21 15:02	AS
Styrene	ND		ug/L	1.0	1.0	1	09/01/21	09/01/21 15:02	AS
1,1,1,2-Tetrachloroethane	ND		ug/L	1.0	1.0	1	09/01/21	09/01/21 15:02	AS
1,1,2,2-Tetrachloroethane	ND		ug/L	1.0	1.0	1	09/01/21	09/01/21 15:02	AS
Tetrachloroethene	8.5		ug/L	1.0	1.0	1	09/01/21	09/01/21 15:02	AS
Toluene	ND		ug/L	1.0	1.0	1	09/01/21	09/01/21 15:02	AS
1,1,1-Trichloroethane	ND		ug/L	1.0	1.0	1	09/01/21	09/01/21 15:02	AS
1,1,2-Trichloroethane	ND		ug/L	1.0	1.0	1	09/01/21	09/01/21 15:02	AS
Trichloroethene	8.5		ug/L	1.0	1.0	1	09/01/21	09/01/21 15:02	AS
Trichlorofluoromethane (Freon 11)	ND		ug/L	1.0	1.0	1	09/01/21	09/01/21 15:02	AS
1,2,3-Trichloropropane	ND		ug/L	1.0	1.0	1	09/01/21	09/01/21 15:02	AS
Vinyl acetate	ND		ug/L	1.0	1.0	1	09/01/21	09/01/21 15:02	AS
Vinyl chloride	3.9		ug/L	1.0	1.0	1	09/01/21	09/01/21 15:02	AS
o-Xylene	ND		ug/L	1.0	1.0	1	09/01/21	09/01/21 15:02	AS
m- & p-Xylenes	ND		ug/L	1.0	1.0	1	09/01/21	09/01/21 15:02	AS
Surrogate: 1,2-Dichloroethane-d4			70-130	102 %	09/01/21		09/01/21 15:02		
Surrogate: Toluene-d8			75-120	101 %	09/01/21		09/01/21 15:02		
Surrogate: 4-Bromofluorobenzene			75-120	97 %	09/01/21		09/01/21 15:02		

Rabecka Koons

Rabecka Koons, Quality Assurance Officer

The results in this report apply to the samples analyzed in accordance with the chain of custody document. This analytical report must be reproduced in its entirety.

Project: GUDE LANDFILL

Project Number: 1556404
Project Manager: Laura Oakes

Report revised to include acrylonitrile. Consolidated report to include all results for all work orders listed on pages 2-4.

Reported:
09/24/21 11:41

MW-13B

**1083012-01 (Nonpotable Water)
Sample Date: 08/30/21**

Analyte	Result	Notes	Units	Reporting Limit (MRL)	Detection Limit (LOD)	Dilution	Prepared	Analyzed	Analyst
EDB and DBCP by EPA 8011 Prepared by 504.1 EDB/DBCP									
1,2-Dibromo-3-chloropropane	ND		ug/L	0.047	0.047	1	09/02/21	09/02/21 20:26	EH
1,2-Dibromoethane (EDB)	ND		ug/L	0.019	0.019	1	09/02/21	09/02/21 20:26	EH
Total Metals Analysis by EPA 6020B Prepared by 3010A-Metals Digestion									
Hardness as CaCO3	333000		ug/L	500	500	1	09/01/21	09/02/21 13:18	CWK
Antimony	ND		ug/L	1.00	1.00	1	09/01/21	09/02/21 13:18	CWK
Arsenic	ND		ug/L	1.00	1.00	1	09/01/21	09/02/21 13:18	CWK
Barium	72.7		ug/L	1.00	1.00	1	09/01/21	09/02/21 13:18	CWK
Beryllium	ND		ug/L	1.00	1.00	1	09/01/21	09/02/21 13:18	CWK
Cadmium	ND		ug/L	1.00	1.00	1	09/01/21	09/02/21 13:18	CWK
Calcium	80400		ug/L	80.0	80.0	1	09/01/21	09/02/21 13:18	CWK
Chromium	ND		ug/L	1.00	1.00	1	09/01/21	09/02/21 13:18	CWK
Cobalt	ND		ug/L	1.00	1.00	1	09/01/21	09/02/21 13:18	CWK
Copper	1.21		ug/L	1.00	1.00	1	09/01/21	09/02/21 13:18	CWK
Iron	104		ug/L	100	5.00	1	09/01/21	09/02/21 13:18	CWK
Lead	ND		ug/L	1.00	1.00	1	09/01/21	09/02/21 13:18	CWK
Magnesium	32100		ug/L	100	100	1	09/01/21	09/02/21 13:18	CWK
Manganese	38.9		ug/L	1.00	1.00	1	09/01/21	09/02/21 13:18	CWK
Mercury	0.238		ug/L	0.100	0.100	1	09/01/21	09/02/21 13:18	CWK
Nickel	2.33		ug/L	1.00	1.00	1	09/01/21	09/02/21 13:18	CWK
Potassium	3650		ug/L	100	100	1	09/01/21	09/02/21 13:18	CWK
Selenium	ND		ug/L	1.00	1.00	1	09/01/21	09/02/21 13:18	CWK
Silver	ND		ug/L	1.00	1.00	1	09/01/21	09/02/21 13:18	CWK
Sodium	20200		ug/L	100	100	1	09/01/21	09/02/21 13:18	CWK
Thallium	ND		ug/L	1.00	1.00	1	09/01/21	09/02/21 13:18	CWK
Vanadium	1.13		ug/L	1.00	1.00	1	09/01/21	09/02/21 13:18	CWK
Zinc	ND		ug/L	4.00	4.00	1	09/01/21	09/02/21 13:18	CWK



Rabecka Koons, Quality Assurance Officer

The results in this report apply to the samples analyzed in accordance with the chain of custody document. This analytical report must be reproduced in its entirety.

Project: GUDE LANDFILL

Project Number: 1556404
Project Manager: Laura Oakes

Report revised to include acrylonitrile. Consolidated report to include all results for all work orders listed on pages 2-4.
Reported:

09/24/21 11:41

MW-13B

1083012-01 (Nonpotable Water)
Sample Date: 08/30/21

Analyte	Result	Notes	Units	Reporting Limit (MRL)	Detection Limit (LOD)	Dilution	Prepared	Analyzed	Analyst
Chemical Oxygen Demand by EPA 410.4 Prepared by COD (03) Prep									
COD	20.8		mg/L	3.0	3.0	1	09/03/21	09/03/21 16:49	CRP
Conductivity by SM2510 Prepared by Conductivity									
Conductivity	814		uS/cm			1	09/01/21	09/01/21 16:50	CRP
Anions by EPA 300.0 Prepared by 300.0 Anions Prep									
Chloride	113		mg/L	0.500	0.500	1	08/30/21	08/30/21 20:43	VVD
Nitrate	23.6		mg/L	0.050	0.050	1	08/30/21	08/30/21 20:43	VVD
Nitrate (as N)	5.33		mg/L	0.011	0.011	1	08/30/21	08/30/21 20:43	VVD
Sulfate	23.2		mg/L	0.3	0.3	1	08/30/21	08/30/21 20:43	VVD
Total Suspended Solids by USGS I-3765-85 Prepared by TSS PREP									
Solids, Suspended	4.4		mg/L	2.3	2.3	1	08/31/21	09/01/21 13:32	ART
Total Dissolved Solids by SM 2540C Prepared by TDS Prep									
Solids, Dissolved	504	O-04	mg/L	10.0	10.0	1	09/03/21	09/07/21 17:41	CRP
EPA 350.1 Performed at Pace Analytical Services, LLC - Ormond Beach Lab									
Nitrogen, Ammonia	ND		mg/L	0.050	0.035	1	09/07/21	09/07/21 11:08	RRB
SM 2320B Performed at Pace Analytical Services, LLC - Ormond Beach Lab									
Alkalinity, Total as CaCO3	222		mg/L	5.0	5.0	1	09/07/21	09/07/21 17:05	AGS



Rabecka Koons, Quality Assurance Officer

The results in this report apply to the samples analyzed in accordance with the chain of custody document. This analytical report must be reproduced in its entirety.

Project: GUDE LANDFILL

Project Number: 1556404
Project Manager: Laura Oakes

Report revised to include acrylonitrile. Consolidated report to include all results for all work orders listed on pages 2-4.
Reported:

09/24/21 11:41

MW-13A

**1083012-02 (Nonpotable Water)
Sample Date: 08/30/21**

Analyte	Result	Notes	Units	Reporting Limit (MRL)	Detection Limit (LOD)	Dilution	Prepared	Analyzed	Analyst
pH measurement by EPA 9040C Prepared by pH (Paper or Meter)									
pH	5.20	O-07	pH Units			1	08/30/21	08/30/21 17:46	GEM
Turbidity by EPA 180.1 Prepared by Turbidity Prep									
Turbidity	23.5		NTU	0.500	0.110	1	08/31/21	08/31/21 09:42	CRP
Volatile Organics by EPA 8260B (GC/MS) Prepared by GCMS-WATER-VOLATILES									
Acetone	ND		ug/L	5.0	5.0	1	09/01/21	09/01/21 15:27	AS
Acrylonitrile	ND		ug/L	5.0	5.0	1	09/01/21	09/01/21 15:27	AS
Allyl chloride (3-Chloropropylene)	ND		ug/L	1.0	1.0	1	09/01/21	09/01/21 15:27	AS
Benzene	ND		ug/L	1.0	1.0	1	09/01/21	09/01/21 15:27	AS
Bromochloromethane	ND		ug/L	1.0	1.0	1	09/01/21	09/01/21 15:27	AS
Bromodichloromethane	ND		ug/L	1.0	1.0	1	09/01/21	09/01/21 15:27	AS
Bromoform	ND		ug/L	1.0	1.0	1	09/01/21	09/01/21 15:27	AS
Bromomethane	ND		ug/L	1.0	1.0	1	09/01/21	09/01/21 15:27	AS
2-Butanone (MEK)	ND		ug/L	5.0	5.0	1	09/01/21	09/01/21 15:27	AS
Carbon disulfide	ND		ug/L	1.0	1.0	1	09/01/21	09/01/21 15:27	AS
Carbon tetrachloride	ND		ug/L	1.0	1.0	1	09/01/21	09/01/21 15:27	AS
Chlorobenzene	ND		ug/L	1.0	1.0	1	09/01/21	09/01/21 15:27	AS
Chloroethane	ND		ug/L	1.0	1.0	1	09/01/21	09/01/21 15:27	AS
Chloroform	4.2		ug/L	1.0	1.0	1	09/01/21	09/01/21 15:27	AS
Chloromethane	ND		ug/L	1.0	1.0	1	09/01/21	09/01/21 15:27	AS
Chloroprene	ND		ug/L	1.0	1.0	1	09/01/21	09/01/21 15:27	AS
Dibromochloromethane	ND		ug/L	1.0	1.0	1	09/01/21	09/01/21 15:27	AS
1,2-Dibromo-3-chloropropane	ND		ug/L	1.0	1.0	1	09/01/21	09/01/21 15:27	AS
1,2-Dibromoethane (EDB)	ND		ug/L	1.0	1.0	1	09/01/21	09/01/21 15:27	AS
Dibromomethane	ND		ug/L	1.0	1.0	1	09/01/21	09/01/21 15:27	AS
1,2-Dichlorobenzene	ND		ug/L	1.0	1.0	1	09/01/21	09/01/21 15:27	AS
1,4-Dichlorobenzene	ND		ug/L	1.0	1.0	1	09/01/21	09/01/21 15:27	AS
trans-1,4-Dichloro-2-butene	ND		ug/L	1.0	1.0	1	09/01/21	09/01/21 15:27	AS
1,1-Dichloroethane	7.7		ug/L	1.0	1.0	1	09/01/21	09/01/21 15:27	AS
1,2-Dichloroethane	1.1		ug/L	1.0	1.0	1	09/01/21	09/01/21 15:27	AS
1,1-Dichloroethene	ND		ug/L	1.0	1.0	1	09/01/21	09/01/21 15:27	AS
cis-1,2-Dichloroethene	42.9		ug/L	1.0	1.0	1	09/01/21	09/01/21 15:27	AS
trans-1,2-Dichloroethene	1.6		ug/L	1.0	1.0	1	09/01/21	09/01/21 15:27	AS
1,2-Dichloropropane	2.9		ug/L	1.0	1.0	1	09/01/21	09/01/21 15:27	AS

The results in this report apply to the samples analyzed in accordance with the chain of custody document. This analytical report must be reproduced in its entirety.



Rabecka Koons, Quality Assurance Officer

Project: GUDE LANDFILL

Project Number: 1556404
Project Manager: Laura Oakes

Report revised to include acrylonitrile. Consolidated report to include all results for all work orders listed on pages 2-4.
Reported:

09/24/21 11:41

MW-13A

1083012-02 (Nonpotable Water)
Sample Date: 08/30/21

Analyte	Result	Notes	Units	Reporting Limit (MRL)	Detection Limit (LOD)	Dilution	Prepared	Analyzed	Analyst
Volatile Organics by EPA 8260B (GC/MS) Prepared by GCMS-WATER-VOLATILES (continued)									
1,3-Dichloropropane	ND		ug/L	1.0	1.0	1	09/01/21	09/01/21 15:27	AS
2,2-Dichloropropane	ND		ug/L	1.0	1.0	1	09/01/21	09/01/21 15:27	AS
1,1-Dichloropropene	ND		ug/L	1.0	1.0	1	09/01/21	09/01/21 15:27	AS
cis-1,3-Dichloropropene	ND		ug/L	1.0	1.0	1	09/01/21	09/01/21 15:27	AS
trans-1,3-Dichloropropene	ND		ug/L	1.0	1.0	1	09/01/21	09/01/21 15:27	AS
Ethyl methacrylate	ND		ug/L	5.0	5.0	1	09/01/21	09/01/21 15:27	AS
Ethylbenzene	ND		ug/L	1.0	1.0	1	09/01/21	09/01/21 15:27	AS
2-Hexanone	ND		ug/L	5.0	5.0	1	09/01/21	09/01/21 15:27	AS
Isobutanol	ND		ug/L	100	100	1	09/01/21	09/01/21 15:27	AS
Iodomethane	ND		ug/L	1.0	1.0	1	09/01/21	09/01/21 15:27	AS
Methyl tert-butyl ether (MTBE)	ND		ug/L	1.0	1.0	1	09/01/21	09/01/21 15:27	AS
4-Methyl-2-pentanone	ND		ug/L	5.0	5.0	1	09/01/21	09/01/21 15:27	AS
Methylene chloride	1.8		ug/L	1.0	1.0	1	09/01/21	09/01/21 15:27	AS
Methyl methacrylate	ND		ug/L	5.0	5.0	1	09/01/21	09/01/21 15:27	AS
Styrene	ND		ug/L	1.0	1.0	1	09/01/21	09/01/21 15:27	AS
1,1,1,2-Tetrachloroethane	ND		ug/L	1.0	1.0	1	09/01/21	09/01/21 15:27	AS
1,1,2,2-Tetrachloroethane	ND		ug/L	1.0	1.0	1	09/01/21	09/01/21 15:27	AS
Tetrachloroethene	6.6		ug/L	1.0	1.0	1	09/01/21	09/01/21 15:27	AS
Toluene	ND		ug/L	1.0	1.0	1	09/01/21	09/01/21 15:27	AS
1,1,1-Trichloroethane	ND		ug/L	1.0	1.0	1	09/01/21	09/01/21 15:27	AS
1,1,2-Trichloroethane	ND		ug/L	1.0	1.0	1	09/01/21	09/01/21 15:27	AS
Trichloroethene	8.8		ug/L	1.0	1.0	1	09/01/21	09/01/21 15:27	AS
Trichlorofluoromethane (Freon 11)	ND		ug/L	1.0	1.0	1	09/01/21	09/01/21 15:27	AS
1,2,3-Trichloropropane	ND		ug/L	1.0	1.0	1	09/01/21	09/01/21 15:27	AS
Vinyl acetate	ND		ug/L	1.0	1.0	1	09/01/21	09/01/21 15:27	AS
Vinyl chloride	2.7		ug/L	1.0	1.0	1	09/01/21	09/01/21 15:27	AS
o-Xylene	ND		ug/L	1.0	1.0	1	09/01/21	09/01/21 15:27	AS
m- & p-Xylenes	ND		ug/L	1.0	1.0	1	09/01/21	09/01/21 15:27	AS
Surrogate: 1,2-Dichloroethane-d4			70-130	103 %			09/01/21	09/01/21 15:27	
Surrogate: Toluene-d8			75-120	101 %			09/01/21	09/01/21 15:27	
Surrogate: 4-Bromofluorobenzene			75-120	96 %			09/01/21	09/01/21 15:27	

Rabecka Koons

The results in this report apply to the samples analyzed in accordance with the chain of custody document. This analytical report must be reproduced in its entirety.

Rabecka Koons, Quality Assurance Officer

Project: GUDE LANDFILL

Project Number: 1556404
Project Manager: Laura Oakes

Report revised to include acrylonitrile. Consolidated report to include all results for all work orders listed on pages 2-4.
Reported:

09/24/21 11:41

MW-13A

**1083012-02 (Nonpotable Water)
Sample Date: 08/30/21**

Analyte	Result	Notes	Units	Reporting Limit (MRL)	Detection Limit (LOD)	Dilution	Prepared	Analyzed	Analyst
EDB and DBCP by EPA 8011 Prepared by 504.1 EDB/DBCP									
1,2-Dibromo-3-chloropropane	ND		ug/L	0.047	0.047	1	09/02/21	09/02/21 20:41	EH
1,2-Dibromoethane (EDB)	ND		ug/L	0.019	0.019	1	09/02/21	09/02/21 20:41	EH
Total Metals Analysis by EPA 6020B Prepared by 3010A-Metals Digestion									
Hardness as CaCO3	157000		ug/L	500	500	1	09/01/21	09/02/21 13:20	CWK
Antimony	ND		ug/L	1.00	1.00	1	09/01/21	09/02/21 13:20	CWK
Arsenic	ND		ug/L	1.00	1.00	1	09/01/21	09/02/21 13:20	CWK
Barium	219		ug/L	1.00	1.00	1	09/01/21	09/02/21 13:20	CWK
Beryllium	ND		ug/L	1.00	1.00	1	09/01/21	09/02/21 13:20	CWK
Cadmium	ND		ug/L	1.00	1.00	1	09/01/21	09/02/21 13:20	CWK
Calcium	25900		ug/L	80.0	80.0	1	09/01/21	09/02/21 13:20	CWK
Chromium	4.38		ug/L	1.00	1.00	1	09/01/21	09/02/21 13:20	CWK
Cobalt	17.6		ug/L	1.00	1.00	1	09/01/21	09/02/21 13:20	CWK
Copper	5.64		ug/L	1.00	1.00	1	09/01/21	09/02/21 13:20	CWK
Iron	2190		ug/L	100	5.00	1	09/01/21	09/02/21 13:20	CWK
Lead	1.13		ug/L	1.00	1.00	1	09/01/21	09/02/21 13:20	CWK
Magnesium	22500		ug/L	100	100	1	09/01/21	09/02/21 13:20	CWK
Manganese	603		ug/L	1.00	1.00	1	09/01/21	09/02/21 13:20	CWK
Mercury	0.226		ug/L	0.100	0.100	1	09/01/21	09/02/21 13:20	CWK
Nickel	12.5		ug/L	1.00	1.00	1	09/01/21	09/02/21 13:20	CWK
Potassium	2970		ug/L	100	100	1	09/01/21	09/02/21 13:20	CWK
Selenium	ND		ug/L	1.00	1.00	1	09/01/21	09/02/21 13:20	CWK
Silver	ND		ug/L	1.00	1.00	1	09/01/21	09/02/21 13:20	CWK
Sodium	15900		ug/L	100	100	1	09/01/21	09/02/21 13:20	CWK
Thallium	ND		ug/L	1.00	1.00	1	09/01/21	09/02/21 13:20	CWK
Vanadium	5.64		ug/L	1.00	1.00	1	09/01/21	09/02/21 13:20	CWK
Zinc	20.0		ug/L	4.00	4.00	1	09/01/21	09/02/21 13:20	CWK

Rabecka Koons

The results in this report apply to the samples analyzed in accordance with the chain of custody document. This analytical report must be reproduced in its entirety.

Rabecka Koons, Quality Assurance Officer

Project: GUDE LANDFILL

Project Number: 1556404
Project Manager: Laura Oakes

Report revised to include acrylonitrile. Consolidated report to include all results for all work orders listed on pages 2-4.
Reported:

09/24/21 11:41

MW-13A

**1083012-02 (Nonpotable Water)
Sample Date: 08/30/21**

Analyte	Result	Notes	Units	Reporting Limit (MRL)	Detection Limit (LOD)	Dilution	Prepared	Analyzed	Analyst
Chemical Oxygen Demand by EPA 410.4 Prepared by COD (03) Prep									
COD	22.5		mg/L	3.0	3.0	1	09/03/21	09/03/21 16:50	CRP
Conductivity by SM2510 Prepared by Conductivity									
Conductivity	455		uS/cm			1	09/01/21	09/01/21 16:50	CRP
Anions by EPA 300.0 Prepared by 300.0 Anions Prep									
Chloride	110		mg/L	0.500	0.500	1	08/30/21	08/30/21 21:01	VVD
Nitrate	20.6		mg/L	0.050	0.050	1	08/30/21	08/30/21 21:01	VVD
Nitrate (as N)	4.66		mg/L	0.011	0.011	1	08/30/21	08/30/21 21:01	VVD
Sulfate	2.0		mg/L	0.3	0.3	1	08/30/21	08/30/21 21:01	VVD
Total Suspended Solids by USGS I-3765-85 Prepared by TSS PREP									
Solids, Suspended	119		mg/L	6.1	6.1	1	08/31/21	09/01/21 13:32	ART
Total Dissolved Solids by SM 2540C Prepared by TDS Prep									
Solids, Dissolved	270	O-04	mg/L	10.0	10.0	1	09/03/21	09/07/21 17:41	CRP
EPA 350.1 Performed at Pace Analytical Services, LLC - Ormond Beach Lab									
Nitrogen, Ammonia	0.050		mg/L	0.050	0.035	1	09/07/21	09/07/21 11:13	RRB
SM 2320B Performed at Pace Analytical Services, LLC - Ormond Beach Lab									
Alkalinity, Total as CaCO3	27.9		mg/L	5.0	5.0	1	09/08/21	09/08/21 14:48	AGS



Rabecka Koons, Quality Assurance Officer

The results in this report apply to the samples analyzed in accordance with the chain of custody document. This analytical report must be reproduced in its entirety.

Project: GUDE LANDFILL

Project Number: 1556404
Project Manager: Laura Oakes

Report revised to include acrylonitrile. Consolidated report to include all results for all work orders listed on pages 2-4.
Reported:

09/24/21 11:41

OB-04A

**1083012-03 (Nonpotable Water)
Sample Date: 08/30/21**

Analyte	Result	Notes	Units	Reporting Limit (MRL)	Detection Limit (LOD)	Dilution	Prepared	Analyzed	Analyst
pH measurement by EPA 9040C Prepared by pH (Paper or Meter)									
pH	5.78	O-07	pH Units			1	08/30/21	08/30/21 17:46	GEM
Turbidity by EPA 180.1 Prepared by Turbidity Prep									
Turbidity	ND		NTU	0.500	0.110	1	08/31/21	08/31/21 09:44	CRP
Volatile Organics by EPA 8260B (GC/MS) Prepared by GCMS-WATER-VOLATILES									
Acetone	ND		ug/L	5.0	5.0	1	09/01/21	09/01/21 15:52	AS
Acrylonitrile	ND		ug/L	5.0	5.0	1	09/01/21	09/01/21 15:52	AS
Allyl chloride (3-Chloropropylene)	ND		ug/L	1.0	1.0	1	09/01/21	09/01/21 15:52	AS
Benzene	1.8		ug/L	1.0	1.0	1	09/01/21	09/01/21 15:52	AS
Bromochloromethane	ND		ug/L	1.0	1.0	1	09/01/21	09/01/21 15:52	AS
Bromodichloromethane	ND		ug/L	1.0	1.0	1	09/01/21	09/01/21 15:52	AS
Bromoform	ND		ug/L	1.0	1.0	1	09/01/21	09/01/21 15:52	AS
Bromomethane	ND		ug/L	1.0	1.0	1	09/01/21	09/01/21 15:52	AS
2-Butanone (MEK)	ND		ug/L	5.0	5.0	1	09/01/21	09/01/21 15:52	AS
Carbon disulfide	ND		ug/L	1.0	1.0	1	09/01/21	09/01/21 15:52	AS
Carbon tetrachloride	ND		ug/L	1.0	1.0	1	09/01/21	09/01/21 15:52	AS
Chlorobenzene	1.6		ug/L	1.0	1.0	1	09/01/21	09/01/21 15:52	AS
Chloroethane	ND		ug/L	1.0	1.0	1	09/01/21	09/01/21 15:52	AS
Chloroform	ND		ug/L	1.0	1.0	1	09/01/21	09/01/21 15:52	AS
Chloromethane	ND		ug/L	1.0	1.0	1	09/01/21	09/01/21 15:52	AS
Chloroprene	ND		ug/L	1.0	1.0	1	09/01/21	09/01/21 15:52	AS
Dibromochloromethane	ND		ug/L	1.0	1.0	1	09/01/21	09/01/21 15:52	AS
1,2-Dibromo-3-chloropropane	ND		ug/L	1.0	1.0	1	09/01/21	09/01/21 15:52	AS
1,2-Dibromoethane (EDB)	ND		ug/L	1.0	1.0	1	09/01/21	09/01/21 15:52	AS
Dibromomethane	ND		ug/L	1.0	1.0	1	09/01/21	09/01/21 15:52	AS
1,2-Dichlorobenzene	ND		ug/L	1.0	1.0	1	09/01/21	09/01/21 15:52	AS
1,4-Dichlorobenzene	ND		ug/L	1.0	1.0	1	09/01/21	09/01/21 15:52	AS
trans-1,4-Dichloro-2-butene	ND		ug/L	1.0	1.0	1	09/01/21	09/01/21 15:52	AS
1,1-Dichloroethane	ND		ug/L	1.0	1.0	1	09/01/21	09/01/21 15:52	AS
1,2-Dichloroethane	ND		ug/L	1.0	1.0	1	09/01/21	09/01/21 15:52	AS
1,1-Dichloroethene	ND		ug/L	1.0	1.0	1	09/01/21	09/01/21 15:52	AS
cis-1,2-Dichloroethene	20.0		ug/L	1.0	1.0	1	09/01/21	09/01/21 15:52	AS
trans-1,2-Dichloroethene	ND		ug/L	1.0	1.0	1	09/01/21	09/01/21 15:52	AS

The results in this report apply to the samples analyzed in accordance with the chain of custody document. This analytical report must be reproduced in its entirety.



Rabecka Koons, Quality Assurance Officer

Project: GUDE LANDFILL

Project Number: 1556404
Project Manager: Laura Oakes

Report revised to include acrylonitrile. Consolidated report to include all results for all work orders listed on pages 2-4.

Reported:
09/24/21 11:41

OB-04A

**1083012-03 (Nonpotable Water)
Sample Date: 08/30/21**

Analyte	Result	Notes	Units	Reporting Limit (MRL)	Detection Limit (LOD)	Dilution	Prepared	Analyzed	Analyst
Volatile Organics by EPA 8260B (GC/MS) Prepared by GCMS-WATER-VOLATILES (continued)									
1,2-Dichloropropane	ND		ug/L	1.0	1.0	1	09/01/21	09/01/21 15:52	AS
1,3-Dichloropropane	ND		ug/L	1.0	1.0	1	09/01/21	09/01/21 15:52	AS
2,2-Dichloropropane	ND		ug/L	1.0	1.0	1	09/01/21	09/01/21 15:52	AS
1,1-Dichloropropene	ND		ug/L	1.0	1.0	1	09/01/21	09/01/21 15:52	AS
cis-1,3-Dichloropropene	ND		ug/L	1.0	1.0	1	09/01/21	09/01/21 15:52	AS
trans-1,3-Dichloropropene	ND		ug/L	1.0	1.0	1	09/01/21	09/01/21 15:52	AS
Ethyl methacrylate	ND		ug/L	5.0	5.0	1	09/01/21	09/01/21 15:52	AS
Ethylbenzene	ND		ug/L	1.0	1.0	1	09/01/21	09/01/21 15:52	AS
2-Hexanone	ND		ug/L	5.0	5.0	1	09/01/21	09/01/21 15:52	AS
Isobutanol	ND		ug/L	100	100	1	09/01/21	09/01/21 15:52	AS
Iodomethane	ND		ug/L	1.0	1.0	1	09/01/21	09/01/21 15:52	AS
Methyl tert-butyl ether (MTBE)	ND		ug/L	1.0	1.0	1	09/01/21	09/01/21 15:52	AS
4-Methyl-2-pentanone	ND		ug/L	5.0	5.0	1	09/01/21	09/01/21 15:52	AS
Methylene chloride	3.4		ug/L	1.0	1.0	1	09/01/21	09/01/21 15:52	AS
Methyl methacrylate	ND		ug/L	5.0	5.0	1	09/01/21	09/01/21 15:52	AS
Styrene	ND		ug/L	1.0	1.0	1	09/01/21	09/01/21 15:52	AS
1,1,1,2-Tetrachloroethane	ND		ug/L	1.0	1.0	1	09/01/21	09/01/21 15:52	AS
1,1,2,2-Tetrachloroethane	ND		ug/L	1.0	1.0	1	09/01/21	09/01/21 15:52	AS
Tetrachloroethene	1.3		ug/L	1.0	1.0	1	09/01/21	09/01/21 15:52	AS
Toluene	ND		ug/L	1.0	1.0	1	09/01/21	09/01/21 15:52	AS
1,1,1-Trichloroethane	ND		ug/L	1.0	1.0	1	09/01/21	09/01/21 15:52	AS
1,1,2-Trichloroethane	ND		ug/L	1.0	1.0	1	09/01/21	09/01/21 15:52	AS
Trichloroethene	1.3		ug/L	1.0	1.0	1	09/01/21	09/01/21 15:52	AS
Trichlorofluoromethane (Freon 11)	ND		ug/L	1.0	1.0	1	09/01/21	09/01/21 15:52	AS
1,2,3-Trichloropropane	ND		ug/L	1.0	1.0	1	09/01/21	09/01/21 15:52	AS
Vinyl acetate	ND		ug/L	1.0	1.0	1	09/01/21	09/01/21 15:52	AS
Vinyl chloride	2.3		ug/L	1.0	1.0	1	09/01/21	09/01/21 15:52	AS
o-Xylene	ND		ug/L	1.0	1.0	1	09/01/21	09/01/21 15:52	AS
m- & p-Xylenes	ND		ug/L	1.0	1.0	1	09/01/21	09/01/21 15:52	AS
Surrogate: 1,2-Dichloroethane-d4			70-130	106 %	09/01/21		09/01/21 15:52		
Surrogate: Toluene-d8			75-120	102 %	09/01/21		09/01/21 15:52		
Surrogate: 4-Bromofluorobenzene			75-120	98 %	09/01/21		09/01/21 15:52		

Rabecka Koons

The results in this report apply to the samples analyzed in accordance with the chain of custody document. This analytical report must be reproduced in its entirety.

Rabecka Koons, Quality Assurance Officer

Project: GUDE LANDFILL

Project Number: 1556404
Project Manager: Laura Oakes

Report revised to include acrylonitrile. Consolidated report to include all results for all work orders listed on pages 2-4.

Reported:
09/24/21 11:41

OB-04A

**1083012-03 (Nonpotable Water)
Sample Date: 08/30/21**

Analyte	Result	Notes	Units	Reporting Limit (MRL)	Detection Limit (LOD)	Dilution	Prepared	Analyzed	Analyst
EDB and DBCP by EPA 8011 Prepared by 504.1 EDB/DBCP									
1,2-Dibromo-3-chloropropane	ND		ug/L	0.047	0.047	1	09/02/21	09/02/21 20:56	EH
1,2-Dibromoethane (EDB)	ND		ug/L	0.019	0.019	1	09/02/21	09/02/21 20:56	EH
Total Metals Analysis by EPA 6020B Prepared by 3010A-Metals Digestion									
Hardness as CaCO3	832000		ug/L	2500	2500	5	09/01/21	09/07/21 14:05	CWK
Antimony	ND		ug/L	1.00	1.00	1	09/01/21	09/02/21 13:23	CWK
Arsenic	ND		ug/L	1.00	1.00	1	09/01/21	09/02/21 13:23	CWK
Barium	79.9		ug/L	1.00	1.00	1	09/01/21	09/02/21 13:23	CWK
Beryllium	ND		ug/L	1.00	1.00	1	09/01/21	09/02/21 13:23	CWK
Cadmium	ND		ug/L	1.00	1.00	1	09/01/21	09/02/21 13:23	CWK
Calcium	141000		ug/L	400	400	5	09/01/21	09/07/21 14:05	CWK
Chromium	1.11		ug/L	1.00	1.00	1	09/01/21	09/02/21 13:23	CWK
Cobalt	1.26		ug/L	1.00	1.00	1	09/01/21	09/02/21 13:23	CWK
Copper	36.4		ug/L	1.00	1.00	1	09/01/21	09/02/21 13:23	CWK
Iron	46.9	J	ug/L	100	5.00	1	09/01/21	09/02/21 13:23	CWK
Lead	ND		ug/L	1.00	1.00	1	09/01/21	09/02/21 13:23	CWK
Magnesium	117000		ug/L	500	500	5	09/01/21	09/07/21 14:05	CWK
Manganese	3380		ug/L	5.00	5.00	5	09/01/21	09/07/21 14:05	CWK
Mercury	ND		ug/L	0.100	0.100	1	09/01/21	09/02/21 13:23	CWK
Nickel	27.7		ug/L	1.00	1.00	1	09/01/21	09/02/21 13:23	CWK
Potassium	6150		ug/L	100	100	1	09/01/21	09/02/21 13:23	CWK
Selenium	ND		ug/L	1.00	1.00	1	09/01/21	09/02/21 13:23	CWK
Silver	ND		ug/L	1.00	1.00	1	09/01/21	09/02/21 13:23	CWK
Sodium	97900		ug/L	100	100	1	09/01/21	09/02/21 13:23	CWK
Thallium	ND		ug/L	1.00	1.00	1	09/01/21	09/02/21 13:23	CWK
Vanadium	ND		ug/L	1.00	1.00	1	09/01/21	09/02/21 13:23	CWK
Zinc	28.9		ug/L	4.00	4.00	1	09/01/21	09/02/21 13:23	CWK



Rabecka Koons, Quality Assurance Officer

The results in this report apply to the samples analyzed in accordance with the chain of custody document. This analytical report must be reproduced in its entirety.

Project: GUDE LANDFILL

Project Number: 1556404
Project Manager: Laura Oakes

Report revised to include acrylonitrile. Consolidated report to include all results for all work orders listed on pages 2-4.
Reported:

09/24/21 11:41

OB-04A

**1083012-03 (Nonpotable Water)
Sample Date: 08/30/21**

Analyte	Result	Notes	Units	Reporting Limit (MRL)	Detection Limit (LOD)	Dilution	Prepared	Analyzed	Analyst
Chemical Oxygen Demand by EPA 410.4 Prepared by COD (03) Prep									
COD	53.2		mg/L	3.0	3.0	1	09/03/21	09/03/21 16:50	CRP
Conductivity by SM2510 Prepared by Conductivity									
Conductivity	2170		uS/cm			1	09/01/21	09/01/21 16:50	CRP
Anions by EPA 300.0 Prepared by 300.0 Anions Prep									
Chloride	616		mg/L	1.00	1.00	2	08/30/21	08/31/21 22:10	VVD
Nitrate	ND		mg/L	0.050	0.050	1	08/30/21	08/30/21 21:19	VVD
Nitrate (as N)	ND		mg/L	0.011	0.011	1	08/30/21	08/30/21 21:19	VVD
Sulfate	10.4		mg/L	0.3	0.3	1	08/30/21	08/30/21 21:19	VVD
Total Suspended Solids by USGS I-3765-85 Prepared by TSS PREP									
Solids, Suspended	9.6		mg/L	4.7	4.7	1	08/31/21	09/01/21 13:32	ART
Total Dissolved Solids by SM 2540C Prepared by TDS Prep									
Solids, Dissolved	1250	O-04	mg/L	10.0	10.0	1	09/03/21	09/07/21 17:41	CRP
EPA 350.1 Performed at Pace Analytical Services, LLC - Ormond Beach Lab									
Nitrogen, Ammonia	0.67		mg/L	0.050	0.035	1	09/07/21	09/07/21 11:15	RRB
SM 2320B Performed at Pace Analytical Services, LLC - Ormond Beach Lab									
Alkalinity, Total as CaCO3	169		mg/L	5.0	5.0	1	09/08/21	09/08/21 14:58	AGS

Rabecka Koons

Rabecka Koons, Quality Assurance Officer

The results in this report apply to the samples analyzed in accordance with the chain of custody document. This analytical report must be reproduced in its entirety.

Project: GUDE LANDFILL

Report revised to include acrylonitrile. Consolidated report to include all results for all work orders listed on pages 2-4.

Project Number: 1556404

Project Manager: Laura Oakes

Reported:

09/24/21 11:41

OB-04

1083012-04 (Nonpotable Water)

Sample Date: 08/30/21

Analyte	Result	Notes	Units	Reporting Limit (MRL)	Detection Limit (LOD)	Dilution	Prepared	Analyzed	Analyst
pH measurement by EPA 9040C Prepared by pH (Paper or Meter)									
pH	6.08	O-07	pH Units			1	08/30/21	08/30/21 17:46	GEM
Turbidity by EPA 180.1 Prepared by Turbidity Prep									
Turbidity	0.572		NTU	0.500	0.110	1	08/31/21	08/31/21 09:46	CRP
Volatile Organics by EPA 8260B (GC/MS) Prepared by GCMS-WATER-VOLATILES									
Acetone	ND		ug/L	5.0	5.0	1	09/01/21	09/01/21 16:17	AS
Acrylonitrile	ND		ug/L	5.0	5.0	1	09/01/21	09/01/21 16:17	AS
Allyl chloride (3-Chloropropylene)	ND		ug/L	1.0	1.0	1	09/01/21	09/01/21 16:17	AS
Benzene	1.8		ug/L	1.0	1.0	1	09/01/21	09/01/21 16:17	AS
Bromochloromethane	ND		ug/L	1.0	1.0	1	09/01/21	09/01/21 16:17	AS
Bromodichloromethane	ND		ug/L	1.0	1.0	1	09/01/21	09/01/21 16:17	AS
Bromoform	ND		ug/L	1.0	1.0	1	09/01/21	09/01/21 16:17	AS
Bromomethane	ND		ug/L	1.0	1.0	1	09/01/21	09/01/21 16:17	AS
2-Butanone (MEK)	ND		ug/L	5.0	5.0	1	09/01/21	09/01/21 16:17	AS
Carbon disulfide	ND		ug/L	1.0	1.0	1	09/01/21	09/01/21 16:17	AS
Carbon tetrachloride	ND		ug/L	1.0	1.0	1	09/01/21	09/01/21 16:17	AS
Chlorobenzene	1.7		ug/L	1.0	1.0	1	09/01/21	09/01/21 16:17	AS
Chloroethane	ND		ug/L	1.0	1.0	1	09/01/21	09/01/21 16:17	AS
Chloroform	ND		ug/L	1.0	1.0	1	09/01/21	09/01/21 16:17	AS
Chloromethane	ND		ug/L	1.0	1.0	1	09/01/21	09/01/21 16:17	AS
Chloroprene	ND		ug/L	1.0	1.0	1	09/01/21	09/01/21 16:17	AS
Dibromochloromethane	ND		ug/L	1.0	1.0	1	09/01/21	09/01/21 16:17	AS
1,2-Dibromo-3-chloropropane	ND		ug/L	1.0	1.0	1	09/01/21	09/01/21 16:17	AS
1,2-Dibromoethane (EDB)	ND		ug/L	1.0	1.0	1	09/01/21	09/01/21 16:17	AS
Dibromomethane	ND		ug/L	1.0	1.0	1	09/01/21	09/01/21 16:17	AS
1,2-Dichlorobenzene	ND		ug/L	1.0	1.0	1	09/01/21	09/01/21 16:17	AS
1,4-Dichlorobenzene	6.4		ug/L	1.0	1.0	1	09/01/21	09/01/21 16:17	AS
trans-1,4-Dichloro-2-butene	ND		ug/L	1.0	1.0	1	09/01/21	09/01/21 16:17	AS
1,1-Dichloroethane	ND		ug/L	1.0	1.0	1	09/01/21	09/01/21 16:17	AS
1,2-Dichloroethane	ND		ug/L	1.0	1.0	1	09/01/21	09/01/21 16:17	AS
1,1-Dichloroethene	ND		ug/L	1.0	1.0	1	09/01/21	09/01/21 16:17	AS
cis-1,2-Dichloroethene	13.7		ug/L	1.0	1.0	1	09/01/21	09/01/21 16:17	AS
trans-1,2-Dichloroethene	ND		ug/L	1.0	1.0	1	09/01/21	09/01/21 16:17	AS
1,2-Dichloropropane	ND		ug/L	1.0	1.0	1	09/01/21	09/01/21 16:17	AS

The results in this report apply to the samples analyzed in accordance with the chain of custody document. This analytical report must be reproduced in its entirety.



Rabecka Koons, Quality Assurance Officer

Project: GUDE LANDFILL

Project Number: 1556404
Project Manager: Laura Oakes

Report revised to include acrylonitrile. Consolidated report to include all results for all work orders listed on pages 2-4.
Reported:

09/24/21 11:41

OB-04

**1083012-04 (Nonpotable Water)
Sample Date: 08/30/21**

Analyte	Result	Notes	Units	Reporting Limit (MRL)	Detection Limit (LOD)	Dilution	Prepared	Analyzed	Analyst
Volatile Organics by EPA 8260B (GC/MS) Prepared by GCMS-WATER-VOLATILES (continued)									
1,3-Dichloropropane	ND		ug/L	1.0	1.0	1	09/01/21	09/01/21 16:17	AS
2,2-Dichloropropane	ND		ug/L	1.0	1.0	1	09/01/21	09/01/21 16:17	AS
1,1-Dichloropropene	ND		ug/L	1.0	1.0	1	09/01/21	09/01/21 16:17	AS
cis-1,3-Dichloropropene	ND		ug/L	1.0	1.0	1	09/01/21	09/01/21 16:17	AS
trans-1,3-Dichloropropene	ND		ug/L	1.0	1.0	1	09/01/21	09/01/21 16:17	AS
Ethyl methacrylate	ND		ug/L	5.0	5.0	1	09/01/21	09/01/21 16:17	AS
Ethylbenzene	ND		ug/L	1.0	1.0	1	09/01/21	09/01/21 16:17	AS
2-Hexanone	ND		ug/L	5.0	5.0	1	09/01/21	09/01/21 16:17	AS
Isobutanol	ND		ug/L	100	100	1	09/01/21	09/01/21 16:17	AS
Iodomethane	ND		ug/L	1.0	1.0	1	09/01/21	09/01/21 16:17	AS
Methyl tert-butyl ether (MTBE)	ND		ug/L	1.0	1.0	1	09/01/21	09/01/21 16:17	AS
4-Methyl-2-pentanone	ND		ug/L	5.0	5.0	1	09/01/21	09/01/21 16:17	AS
Methylene chloride	ND		ug/L	1.0	1.0	1	09/01/21	09/01/21 16:17	AS
Methyl methacrylate	ND		ug/L	5.0	5.0	1	09/01/21	09/01/21 16:17	AS
Styrene	ND		ug/L	1.0	1.0	1	09/01/21	09/01/21 16:17	AS
1,1,1,2-Tetrachloroethane	ND		ug/L	1.0	1.0	1	09/01/21	09/01/21 16:17	AS
1,1,2,2-Tetrachloroethane	ND		ug/L	1.0	1.0	1	09/01/21	09/01/21 16:17	AS
Tetrachloroethene	1.3		ug/L	1.0	1.0	1	09/01/21	09/01/21 16:17	AS
Toluene	ND		ug/L	1.0	1.0	1	09/01/21	09/01/21 16:17	AS
1,1,1-Trichloroethane	ND		ug/L	1.0	1.0	1	09/01/21	09/01/21 16:17	AS
1,1,2-Trichloroethane	ND		ug/L	1.0	1.0	1	09/01/21	09/01/21 16:17	AS
Trichloroethene	1.2		ug/L	1.0	1.0	1	09/01/21	09/01/21 16:17	AS
Trichlorofluoromethane (Freon 11)	ND		ug/L	1.0	1.0	1	09/01/21	09/01/21 16:17	AS
1,2,3-Trichloropropane	ND		ug/L	1.0	1.0	1	09/01/21	09/01/21 16:17	AS
Vinyl acetate	ND		ug/L	1.0	1.0	1	09/01/21	09/01/21 16:17	AS
Vinyl chloride	1.4		ug/L	1.0	1.0	1	09/01/21	09/01/21 16:17	AS
o-Xylene	ND		ug/L	1.0	1.0	1	09/01/21	09/01/21 16:17	AS
m- & p-Xylenes	ND		ug/L	1.0	1.0	1	09/01/21	09/01/21 16:17	AS
Surrogate: 1,2-Dichloroethane-d4			70-130	107 %	09/01/21		09/01/21 16:17		
Surrogate: Toluene-d8			75-120	92 %	09/01/21		09/01/21 16:17		
Surrogate: 4-Bromofluorobenzene			75-120	88 %	09/01/21		09/01/21 16:17		

Rabecka Koons

The results in this report apply to the samples analyzed in accordance with the chain of custody document. This analytical report must be reproduced in its entirety.

Rabecka Koons, Quality Assurance Officer

Project: GUDE LANDFILL

Project Number: 1556404
Project Manager: Laura Oakes

Report revised to include acrylonitrile. Consolidated report to include all results for all work orders listed on pages 2-4.

Reported:
09/24/21 11:41

OB-04

**1083012-04 (Nonpotable Water)
Sample Date: 08/30/21**

Analyte	Result	Notes	Units	Reporting Limit (MRL)	Detection Limit (LOD)	Dilution	Prepared	Analyzed	Analyst
EDB and DBCP by EPA 8011 Prepared by 504.1 EDB/DBCP									
1,2-Dibromo-3-chloropropane	ND		ug/L	0.047	0.047	1	09/02/21	09/02/21 21:11	EH
1,2-Dibromoethane (EDB)	ND		ug/L	0.019	0.019	1	09/02/21	09/02/21 21:11	EH
Total Metals Analysis by EPA 6020B Prepared by 3010A-Metals Digestion									
Hardness as CaCO3	886000		ug/L	5000	5000	10	09/01/21	09/07/21 14:08	CWK
Antimony	ND		ug/L	1.00	1.00	1	09/01/21	09/02/21 13:25	CWK
Arsenic	ND		ug/L	1.00	1.00	1	09/01/21	09/02/21 13:25	CWK
Barium	305		ug/L	1.00	1.00	1	09/01/21	09/02/21 13:25	CWK
Beryllium	ND		ug/L	1.00	1.00	1	09/01/21	09/02/21 13:25	CWK
Cadmium	ND		ug/L	1.00	1.00	1	09/01/21	09/02/21 13:25	CWK
Calcium	173000		ug/L	800	800	10	09/01/21	09/07/21 14:08	CWK
Chromium	ND		ug/L	1.00	1.00	1	09/01/21	09/02/21 13:25	CWK
Cobalt	1.05		ug/L	1.00	1.00	1	09/01/21	09/02/21 13:25	CWK
Copper	21.6		ug/L	1.00	1.00	1	09/01/21	09/02/21 13:25	CWK
Iron	56.9	J	ug/L	100	5.00	1	09/01/21	09/02/21 13:25	CWK
Lead	ND		ug/L	1.00	1.00	1	09/01/21	09/02/21 13:25	CWK
Magnesium	110000		ug/L	1000	1000	10	09/01/21	09/07/21 14:08	CWK
Manganese	4420		ug/L	10.0	10.0	10	09/01/21	09/07/21 14:08	CWK
Mercury	ND		ug/L	0.100	0.100	1	09/01/21	09/02/21 13:25	CWK
Nickel	15.1		ug/L	1.00	1.00	1	09/01/21	09/02/21 13:25	CWK
Potassium	7520		ug/L	100	100	1	09/01/21	09/02/21 13:25	CWK
Selenium	ND		ug/L	1.00	1.00	1	09/01/21	09/02/21 13:25	CWK
Silver	ND		ug/L	1.00	1.00	1	09/01/21	09/02/21 13:25	CWK
Sodium	77900		ug/L	100	100	1	09/01/21	09/02/21 13:25	CWK
Thallium	ND		ug/L	1.00	1.00	1	09/01/21	09/02/21 13:25	CWK
Vanadium	1.10		ug/L	1.00	1.00	1	09/01/21	09/02/21 13:25	CWK
Zinc	ND		ug/L	4.00	4.00	1	09/01/21	09/02/21 13:25	CWK



Rabecka Koons, Quality Assurance Officer

The results in this report apply to the samples analyzed in accordance with the chain of custody document. This analytical report must be reproduced in its entirety.

Project: GUDE LANDFILL

Project Number: 1556404
Project Manager: Laura Oakes

Report revised to include acrylonitrile. Consolidated report to include all results for all work orders listed on pages 2-4.

Reported:
09/24/21 11:41

OB-04

**1083012-04 (Nonpotable Water)
Sample Date: 08/30/21**

Analyte	Result	Notes	Units	Reporting Limit (MRL)	Detection Limit (LOD)	Dilution	Prepared	Analyzed	Analyst
Chemical Oxygen Demand by EPA 410.4 Prepared by COD (03) Prep									
COD	49.4		mg/L	3.0	3.0	1	09/03/21	09/03/21 16:51	CRP
Conductivity by SM2510 Prepared by Conductivity									
Conductivity	2160		uS/cm			1	09/01/21	09/01/21 16:50	CRP
Anions by EPA 300.0 Prepared by 300.0 Anions Prep									
Chloride	539		mg/L	1.00	1.00	2	08/30/21	08/31/21 22:32	VVD
Nitrate	ND		mg/L	0.050	0.050	1	08/30/21	08/30/21 21:37	VVD
Nitrate (as N)	ND		mg/L	0.011	0.011	1	08/30/21	08/30/21 21:37	VVD
Sulfate	16.9		mg/L	0.3	0.3	1	08/30/21	08/30/21 21:37	VVD
Total Suspended Solids by USGS I-3765-85 Prepared by TSS PREP									
Solids, Suspended	ND		mg/L	2.3	2.3	1	08/31/21	09/01/21 13:32	ART
Total Dissolved Solids by SM 2540C Prepared by TDS Prep									
Solids, Dissolved	1400	O-04	mg/L	10.0	10.0	1	09/03/21	09/07/21 17:41	CRP
EPA 350.1 Performed at Pace Analytical Services, LLC - Ormond Beach Lab									
Nitrogen, Ammonia	0.97		mg/L	0.050	0.035	1	09/07/21	09/07/21 11:16	RRB
SM 2320B Performed at Pace Analytical Services, LLC - Ormond Beach Lab									
Alkalinity, Total as CaCO3	288		mg/L	5.0	5.0	1	09/08/21	09/08/21 15:05	AGS



The results in this report apply to the samples analyzed in accordance with the chain of custody document. This analytical report must be reproduced in its entirety.

Rabecka Koons, Quality Assurance Officer

Project: GUDE LANDFILL

Project Number: 1556404
Project Manager: Laura Oakes

Report revised to include acrylonitrile. Consolidated report to include all results for all work orders listed on pages 2-4.
Reported:

09/24/21 11:41

OB-105

**1083012-05 (Nonpotable Water)
Sample Date: 08/30/21**

Analyte	Result	Notes	Units	Reporting Limit (MRL)	Detection Limit (LOD)	Dilution	Prepared	Analyzed	Analyst
pH measurement by EPA 9040C Prepared by pH (Paper or Meter)									
pH	6.47	O-07	pH Units			1	08/30/21	08/30/21 17:46	GEM
Turbidity by EPA 180.1 Prepared by Turbidity Prep									
Turbidity	64.9		NTU	5.00	1.10	10	08/31/21	08/31/21 09:58	CRP
Volatile Organics by EPA 8260B (GC/MS) Prepared by GCMS-WATER-VOLATILES									
Acetone	ND		ug/L	5.0	5.0	1	09/01/21	09/01/21 16:42	AS
Acrylonitrile	ND		ug/L	5.0	5.0	1	09/01/21	09/01/21 16:42	AS
Allyl chloride (3-Chloropropylene)	ND		ug/L	1.0	1.0	1	09/01/21	09/01/21 16:42	AS
Benzene	ND		ug/L	1.0	1.0	1	09/01/21	09/01/21 16:42	AS
Bromochloromethane	ND		ug/L	1.0	1.0	1	09/01/21	09/01/21 16:42	AS
Bromodichloromethane	ND		ug/L	1.0	1.0	1	09/01/21	09/01/21 16:42	AS
Bromoform	ND		ug/L	1.0	1.0	1	09/01/21	09/01/21 16:42	AS
Bromomethane	ND		ug/L	1.0	1.0	1	09/01/21	09/01/21 16:42	AS
2-Butanone (MEK)	ND		ug/L	5.0	5.0	1	09/01/21	09/01/21 16:42	AS
Carbon disulfide	ND		ug/L	1.0	1.0	1	09/01/21	09/01/21 16:42	AS
Carbon tetrachloride	ND		ug/L	1.0	1.0	1	09/01/21	09/01/21 16:42	AS
Chlorobenzene	ND		ug/L	1.0	1.0	1	09/01/21	09/01/21 16:42	AS
Chloroethane	ND		ug/L	1.0	1.0	1	09/01/21	09/01/21 16:42	AS
Chloroform	ND		ug/L	1.0	1.0	1	09/01/21	09/01/21 16:42	AS
Chloromethane	ND		ug/L	1.0	1.0	1	09/01/21	09/01/21 16:42	AS
Chloroprene	ND		ug/L	1.0	1.0	1	09/01/21	09/01/21 16:42	AS
Dibromochloromethane	ND		ug/L	1.0	1.0	1	09/01/21	09/01/21 16:42	AS
1,2-Dibromo-3-chloropropane	ND		ug/L	1.0	1.0	1	09/01/21	09/01/21 16:42	AS
1,2-Dibromoethane (EDB)	ND		ug/L	1.0	1.0	1	09/01/21	09/01/21 16:42	AS
Dibromomethane	ND		ug/L	1.0	1.0	1	09/01/21	09/01/21 16:42	AS
1,2-Dichlorobenzene	ND		ug/L	1.0	1.0	1	09/01/21	09/01/21 16:42	AS
1,4-Dichlorobenzene	3.0		ug/L	1.0	1.0	1	09/01/21	09/01/21 16:42	AS
trans-1,4-Dichloro-2-butene	ND		ug/L	1.0	1.0	1	09/01/21	09/01/21 16:42	AS
1,1-Dichloroethane	ND		ug/L	1.0	1.0	1	09/01/21	09/01/21 16:42	AS
1,2-Dichloroethane	ND		ug/L	1.0	1.0	1	09/01/21	09/01/21 16:42	AS
1,1-Dichloroethene	ND		ug/L	1.0	1.0	1	09/01/21	09/01/21 16:42	AS
cis-1,2-Dichloroethene	4.2		ug/L	1.0	1.0	1	09/01/21	09/01/21 16:42	AS
trans-1,2-Dichloroethene	ND		ug/L	1.0	1.0	1	09/01/21	09/01/21 16:42	AS

The results in this report apply to the samples analyzed in accordance with the chain of custody document. This analytical report must be reproduced in its entirety.



Rabecka Koons, Quality Assurance Officer

Project: GUDE LANDFILL

Project Number: 1556404
Project Manager: Laura Oakes

Report revised to include acrylonitrile. Consolidated report to include all results for all work orders listed on pages 2-4.

Reported:
09/24/21 11:41

OB-105

**1083012-05 (Nonpotable Water)
Sample Date: 08/30/21**

Analyte	Result	Notes	Units	Reporting Limit (MRL)	Detection Limit (LOD)	Dilution	Prepared	Analyzed	Analyst
Volatile Organics by EPA 8260B (GC/MS) Prepared by GCMS-WATER-VOLATILES (continued)									
1,2-Dichloropropane	ND		ug/L	1.0	1.0	1	09/01/21	09/01/21 16:42	AS
1,3-Dichloropropane	ND		ug/L	1.0	1.0	1	09/01/21	09/01/21 16:42	AS
2,2-Dichloropropane	ND		ug/L	1.0	1.0	1	09/01/21	09/01/21 16:42	AS
1,1-Dichloropropene	ND		ug/L	1.0	1.0	1	09/01/21	09/01/21 16:42	AS
cis-1,3-Dichloropropene	ND		ug/L	1.0	1.0	1	09/01/21	09/01/21 16:42	AS
trans-1,3-Dichloropropene	ND		ug/L	1.0	1.0	1	09/01/21	09/01/21 16:42	AS
Ethyl methacrylate	ND		ug/L	5.0	5.0	1	09/01/21	09/01/21 16:42	AS
Ethylbenzene	ND		ug/L	1.0	1.0	1	09/01/21	09/01/21 16:42	AS
2-Hexanone	ND		ug/L	5.0	5.0	1	09/01/21	09/01/21 16:42	AS
Isobutanol	ND		ug/L	100	100	1	09/01/21	09/01/21 16:42	AS
Iodomethane	ND		ug/L	1.0	1.0	1	09/01/21	09/01/21 16:42	AS
Methyl tert-butyl ether (MTBE)	ND		ug/L	1.0	1.0	1	09/01/21	09/01/21 16:42	AS
4-Methyl-2-pentanone	ND		ug/L	5.0	5.0	1	09/01/21	09/01/21 16:42	AS
Methylene chloride	ND		ug/L	1.0	1.0	1	09/01/21	09/01/21 16:42	AS
Methyl methacrylate	ND		ug/L	5.0	5.0	1	09/01/21	09/01/21 16:42	AS
Styrene	ND		ug/L	1.0	1.0	1	09/01/21	09/01/21 16:42	AS
1,1,1,2-Tetrachloroethane	ND		ug/L	1.0	1.0	1	09/01/21	09/01/21 16:42	AS
1,1,2,2-Tetrachloroethane	ND		ug/L	1.0	1.0	1	09/01/21	09/01/21 16:42	AS
Tetrachloroethene	ND		ug/L	1.0	1.0	1	09/01/21	09/01/21 16:42	AS
Toluene	ND		ug/L	1.0	1.0	1	09/01/21	09/01/21 16:42	AS
1,1,1-Trichloroethane	ND		ug/L	1.0	1.0	1	09/01/21	09/01/21 16:42	AS
1,1,2-Trichloroethane	ND		ug/L	1.0	1.0	1	09/01/21	09/01/21 16:42	AS
Trichloroethene	ND		ug/L	1.0	1.0	1	09/01/21	09/01/21 16:42	AS
Trichlorofluoromethane (Freon 11)	ND		ug/L	1.0	1.0	1	09/01/21	09/01/21 16:42	AS
1,2,3-Trichloropropane	ND		ug/L	1.0	1.0	1	09/01/21	09/01/21 16:42	AS
Vinyl acetate	ND		ug/L	1.0	1.0	1	09/01/21	09/01/21 16:42	AS
Vinyl chloride	ND		ug/L	1.0	1.0	1	09/01/21	09/01/21 16:42	AS
o-Xylene	ND		ug/L	1.0	1.0	1	09/01/21	09/01/21 16:42	AS
m- & p-Xylenes	ND		ug/L	1.0	1.0	1	09/01/21	09/01/21 16:42	AS
Surrogate: 1,2-Dichloroethane-d4			70-130	103 %	09/01/21		09/01/21 16:42		
Surrogate: Toluene-d8			75-120	110 %	09/01/21		09/01/21 16:42		
Surrogate: 4-Bromofluorobenzene			75-120	97 %	09/01/21		09/01/21 16:42		

The results in this report apply to the samples analyzed in accordance with the chain of custody document. This analytical report must be reproduced in its entirety.

Rabecka Koons

Rabecka Koons, Quality Assurance Officer

Project: GUDE LANDFILL

Project Number: 1556404
Project Manager: Laura Oakes

Report revised to include acrylonitrile. Consolidated report to include all results for all work orders listed on pages 2-4.
Reported:

09/24/21 11:41

OB-105

**1083012-05 (Nonpotable Water)
Sample Date: 08/30/21**

Analyte	Result	Notes	Units	Reporting Limit (MRL)	Detection Limit (LOD)	Dilution	Prepared	Analyzed	Analyst
EDB and DBCP by EPA 8011 Prepared by 504.1 EDB/DBCP									
1,2-Dibromo-3-chloropropane	ND		ug/L	0.048	0.048	1	09/02/21	09/02/21 21:25	EH
1,2-Dibromoethane (EDB)	ND		ug/L	0.019	0.019	1	09/02/21	09/02/21 21:25	EH
Total Metals Analysis by EPA 6020B Prepared by 3010A-Metals Digestion									
Hardness as CaCO3	966000		ug/L	5000	5000	10	09/01/21	09/07/21 14:10	CWK
Antimony	ND		ug/L	1.00	1.00	1	09/01/21	09/02/21 13:28	CWK
Arsenic	1.75		ug/L	1.00	1.00	1	09/01/21	09/02/21 13:28	CWK
Barium	190		ug/L	1.00	1.00	1	09/01/21	09/02/21 13:28	CWK
Beryllium	ND		ug/L	1.00	1.00	1	09/01/21	09/02/21 13:28	CWK
Cadmium	ND		ug/L	1.00	1.00	1	09/01/21	09/02/21 13:28	CWK
Calcium	152000		ug/L	800	800	10	09/01/21	09/07/21 14:10	CWK
Chromium	3.49		ug/L	1.00	1.00	1	09/01/21	09/02/21 13:28	CWK
Cobalt	9.82		ug/L	1.00	1.00	1	09/01/21	09/02/21 13:28	CWK
Copper	3.72		ug/L	1.00	1.00	1	09/01/21	09/02/21 13:28	CWK
Iron	7870		ug/L	100	5.00	1	09/01/21	09/02/21 13:28	CWK
Lead	ND		ug/L	1.00	1.00	1	09/01/21	09/02/21 13:28	CWK
Magnesium	143000		ug/L	1000	1000	10	09/01/21	09/07/21 14:10	CWK
Manganese	5450		ug/L	10.0	10.0	10	09/01/21	09/07/21 14:10	CWK
Mercury	ND		ug/L	0.100	0.100	1	09/01/21	09/02/21 13:28	CWK
Nickel	27.4		ug/L	1.00	1.00	1	09/01/21	09/02/21 13:28	CWK
Potassium	34500		ug/L	100	100	1	09/01/21	09/02/21 13:28	CWK
Selenium	ND		ug/L	1.00	1.00	1	09/01/21	09/02/21 13:28	CWK
Silver	ND		ug/L	1.00	1.00	1	09/01/21	09/02/21 13:28	CWK
Sodium	238000		ug/L	1000	1000	10	09/01/21	09/07/21 14:10	CWK
Thallium	ND		ug/L	1.00	1.00	1	09/01/21	09/02/21 13:28	CWK
Vanadium	3.64		ug/L	1.00	1.00	1	09/01/21	09/02/21 13:28	CWK
Zinc	50.0		ug/L	4.00	4.00	1	09/01/21	09/02/21 13:28	CWK

Rabecka Koons

The results in this report apply to the samples analyzed in accordance with the chain of custody document. This analytical report must be reproduced in its entirety.

Rabecka Koons, Quality Assurance Officer

Project: GUDE LANDFILL

Project Number: 1556404
Project Manager: Laura Oakes

Report revised to include acrylonitrile. Consolidated report to include all results for all work orders listed on pages 2-4.
Reported:

09/24/21 11:41

OB-105

1083012-05 (Nonpotable Water)
Sample Date: 08/30/21

Analyte	Result	Notes	Units	Reporting Limit (MRL)	Detection Limit (LOD)	Dilution	Prepared	Analyzed	Analyst
Chemical Oxygen Demand by EPA 410.4 Prepared by COD (03) Prep									
COD	92.2		mg/L	3.0	3.0	1	09/03/21	09/03/21 16:51	CRP
Conductivity by SM2510 Prepared by Conductivity									
Conductivity	2630		uS/cm			1	09/01/21	09/01/21 16:50	CRP
Anions by EPA 300.0 Prepared by 300.0 Anions Prep									
Chloride	286		mg/L	0.500	0.500	1	08/30/21	08/30/21 21:55	VVD
Nitrate	ND		mg/L	0.050	0.050	1	08/30/21	08/30/21 21:55	VVD
Nitrate (as N)	ND		mg/L	0.011	0.011	1	08/30/21	08/30/21 21:55	VVD
Sulfate	ND		mg/L	0.3	0.3	1	08/30/21	08/30/21 21:55	VVD
Total Suspended Solids by USGS I-3765-85 Prepared by TSS PREP									
Solids, Suspended	128		mg/L	5.0	5.0	1	08/31/21	09/01/21 13:32	ART
Total Dissolved Solids by SM 2540C Prepared by TDS Prep									
Solids, Dissolved	1600	O-04	mg/L	10.0	10.0	1	09/03/21	09/07/21 17:41	CRP
EPA 350.1 Performed at Pace Analytical Services, LLC - Ormond Beach Lab									
Nitrogen, Ammonia	15.9		mg/L	0.050	0.035	1	09/07/21	09/07/21 11:18	RRB
SM 2320B Performed at Pace Analytical Services, LLC - Ormond Beach Lab									
Alkalinity, Total as CaCO3	851		mg/L	5.0	5.0	1	09/08/21	09/08/21 15:14	AGS



Rabecka Koons, Quality Assurance Officer

The results in this report apply to the samples analyzed in accordance with the chain of custody document. This analytical report must be reproduced in its entirety.

Project: GUDE LANDFILL

Project Number: 1556404
Project Manager: Laura Oakes

Report revised to include acrylonitrile. Consolidated report to include all results for all work orders listed on pages 2-4.
Reported:

09/24/21 11:41

OB-30

**1083012-06 (Nonpotable Water)
Sample Date: 08/30/21**

Analyte	Result	Notes	Units	Reporting Limit (MRL)	Detection Limit (LOD)	Dilution	Prepared	Analyzed	Analyst
pH measurement by EPA 9040C Prepared by pH (Paper or Meter)									
pH	6.15	O-07	pH Units			1	08/30/21	08/30/21 17:46	GEM
Turbidity by EPA 180.1 Prepared by Turbidity Prep									
Turbidity	0.677		NTU	0.500	0.110	1	08/31/21	08/31/21 09:50	CRP
Volatile Organics by EPA 8260B (GC/MS) Prepared by GCMS-WATER-VOLATILES									
Acetone	ND		ug/L	5.0	5.0	1	09/01/21	09/01/21 17:06	AS
Acrylonitrile	ND		ug/L	5.0	5.0	1	09/01/21	09/01/21 17:06	AS
Allyl chloride (3-Chloropropylene)	ND		ug/L	1.0	1.0	1	09/01/21	09/01/21 17:06	AS
Benzene	1.1		ug/L	1.0	1.0	1	09/01/21	09/01/21 17:06	AS
Bromochloromethane	ND		ug/L	1.0	1.0	1	09/01/21	09/01/21 17:06	AS
Bromodichloromethane	ND		ug/L	1.0	1.0	1	09/01/21	09/01/21 17:06	AS
Bromoform	ND		ug/L	1.0	1.0	1	09/01/21	09/01/21 17:06	AS
Bromomethane	ND		ug/L	1.0	1.0	1	09/01/21	09/01/21 17:06	AS
2-Butanone (MEK)	ND		ug/L	5.0	5.0	1	09/01/21	09/01/21 17:06	AS
Carbon disulfide	ND		ug/L	1.0	1.0	1	09/01/21	09/01/21 17:06	AS
Carbon tetrachloride	ND		ug/L	1.0	1.0	1	09/01/21	09/01/21 17:06	AS
Chlorobenzene	1.1		ug/L	1.0	1.0	1	09/01/21	09/01/21 17:06	AS
Chloroethane	ND		ug/L	1.0	1.0	1	09/01/21	09/01/21 17:06	AS
Chloroform	ND		ug/L	1.0	1.0	1	09/01/21	09/01/21 17:06	AS
Chloromethane	ND		ug/L	1.0	1.0	1	09/01/21	09/01/21 17:06	AS
Chloroprene	ND		ug/L	1.0	1.0	1	09/01/21	09/01/21 17:06	AS
Dibromochloromethane	ND		ug/L	1.0	1.0	1	09/01/21	09/01/21 17:06	AS
1,2-Dibromo-3-chloropropane	ND		ug/L	1.0	1.0	1	09/01/21	09/01/21 17:06	AS
1,2-Dibromoethane (EDB)	ND		ug/L	1.0	1.0	1	09/01/21	09/01/21 17:06	AS
Dibromomethane	ND		ug/L	1.0	1.0	1	09/01/21	09/01/21 17:06	AS
1,2-Dichlorobenzene	ND		ug/L	1.0	1.0	1	09/01/21	09/01/21 17:06	AS
1,4-Dichlorobenzene	ND		ug/L	1.0	1.0	1	09/01/21	09/01/21 17:06	AS
trans-1,4-Dichloro-2-butene	ND		ug/L	1.0	1.0	1	09/01/21	09/01/21 17:06	AS
1,1-Dichloroethane	6.9		ug/L	1.0	1.0	1	09/01/21	09/01/21 17:06	AS
1,2-Dichloroethane	ND		ug/L	1.0	1.0	1	09/01/21	09/01/21 17:06	AS
1,1-Dichloroethene	ND		ug/L	1.0	1.0	1	09/01/21	09/01/21 17:06	AS
cis-1,2-Dichloroethene	39.2		ug/L	1.0	1.0	1	09/01/21	09/01/21 17:06	AS
trans-1,2-Dichloroethene	1.6		ug/L	1.0	1.0	1	09/01/21	09/01/21 17:06	AS
1,2-Dichloropropane	3.7		ug/L	1.0	1.0	1	09/01/21	09/01/21 17:06	AS

The results in this report apply to the samples analyzed in accordance with the chain of custody document. This analytical report must be reproduced in its entirety.



Rabecka Koons, Quality Assurance Officer

Project: GUDE LANDFILL

Project Number: 1556404
Project Manager: Laura Oakes

Report revised to include acrylonitrile. Consolidated report to include all results for all work orders listed on pages 2-4.
Reported:

09/24/21 11:41

OB-30

**1083012-06 (Nonpotable Water)
Sample Date: 08/30/21**

Analyte	Result	Notes	Units	Reporting Limit (MRL)	Detection Limit (LOD)	Dilution	Prepared	Analyzed	Analyst
Volatile Organics by EPA 8260B (GC/MS) Prepared by GCMS-WATER-VOLATILES (continued)									
1,3-Dichloropropane	ND		ug/L	1.0	1.0	1	09/01/21	09/01/21 17:06	AS
2,2-Dichloropropane	ND		ug/L	1.0	1.0	1	09/01/21	09/01/21 17:06	AS
1,1-Dichloropropene	ND		ug/L	1.0	1.0	1	09/01/21	09/01/21 17:06	AS
cis-1,3-Dichloropropene	ND		ug/L	1.0	1.0	1	09/01/21	09/01/21 17:06	AS
trans-1,3-Dichloropropene	ND		ug/L	1.0	1.0	1	09/01/21	09/01/21 17:06	AS
Ethyl methacrylate	ND		ug/L	5.0	5.0	1	09/01/21	09/01/21 17:06	AS
Ethylbenzene	ND		ug/L	1.0	1.0	1	09/01/21	09/01/21 17:06	AS
2-Hexanone	ND		ug/L	5.0	5.0	1	09/01/21	09/01/21 17:06	AS
Isobutanol	ND		ug/L	100	100	1	09/01/21	09/01/21 17:06	AS
Iodomethane	ND		ug/L	1.0	1.0	1	09/01/21	09/01/21 17:06	AS
Methyl tert-butyl ether (MTBE)	ND		ug/L	1.0	1.0	1	09/01/21	09/01/21 17:06	AS
4-Methyl-2-pentanone	ND		ug/L	5.0	5.0	1	09/01/21	09/01/21 17:06	AS
Methylene chloride	2.2		ug/L	1.0	1.0	1	09/01/21	09/01/21 17:06	AS
Methyl methacrylate	ND		ug/L	5.0	5.0	1	09/01/21	09/01/21 17:06	AS
Styrene	ND		ug/L	1.0	1.0	1	09/01/21	09/01/21 17:06	AS
1,1,1,2-Tetrachloroethane	ND		ug/L	1.0	1.0	1	09/01/21	09/01/21 17:06	AS
1,1,2,2-Tetrachloroethane	ND		ug/L	1.0	1.0	1	09/01/21	09/01/21 17:06	AS
Tetrachloroethene	8.7		ug/L	1.0	1.0	1	09/01/21	09/01/21 17:06	AS
Toluene	ND		ug/L	1.0	1.0	1	09/01/21	09/01/21 17:06	AS
1,1,1-Trichloroethane	ND		ug/L	1.0	1.0	1	09/01/21	09/01/21 17:06	AS
1,1,2-Trichloroethane	ND		ug/L	1.0	1.0	1	09/01/21	09/01/21 17:06	AS
Trichloroethene	7.7		ug/L	1.0	1.0	1	09/01/21	09/01/21 17:06	AS
Trichlorofluoromethane (Freon 11)	ND		ug/L	1.0	1.0	1	09/01/21	09/01/21 17:06	AS
1,2,3-Trichloropropane	ND		ug/L	1.0	1.0	1	09/01/21	09/01/21 17:06	AS
Vinyl acetate	ND		ug/L	1.0	1.0	1	09/01/21	09/01/21 17:06	AS
Vinyl chloride	3.0		ug/L	1.0	1.0	1	09/01/21	09/01/21 17:06	AS
o-Xylene	ND		ug/L	1.0	1.0	1	09/01/21	09/01/21 17:06	AS
m- & p-Xylenes	ND		ug/L	1.0	1.0	1	09/01/21	09/01/21 17:06	AS
Surrogate: 1,2-Dichloroethane-d4			70-130	96 %	09/01/21		09/01/21 17:06		
Surrogate: Toluene-d8			75-120	107 %	09/01/21		09/01/21 17:06		
Surrogate: 4-Bromofluorobenzene			75-120	90 %	09/01/21		09/01/21 17:06		

Rabecka Koons

The results in this report apply to the samples analyzed in accordance with the chain of custody document. This analytical report must be reproduced in its entirety.

Rabecka Koons, Quality Assurance Officer

Project: GUDE LANDFILL

Project Number: 1556404
Project Manager: Laura Oakes

Report revised to include acrylonitrile. Consolidated report to include all results for all work orders listed on pages 2-4.
Reported:

09/24/21 11:41

OB-30

**1083012-06 (Nonpotable Water)
Sample Date: 08/30/21**

Analyte	Result	Notes	Units	Reporting Limit (MRL)	Detection Limit (LOD)	Dilution	Prepared	Analyzed	Analyst
EDB and DBCP by EPA 8011 Prepared by 504.1 EDB/DBCP									
1,2-Dibromo-3-chloropropane	ND		ug/L	0.047	0.047	1	09/02/21	09/02/21 21:40	EH
1,2-Dibromoethane (EDB)	ND		ug/L	0.019	0.019	1	09/02/21	09/02/21 21:40	EH
Total Metals Analysis by EPA 6020B Prepared by 3010A-Metals Digestion									
Hardness as CaCO3	342000		ug/L	500	500	1	09/01/21	09/02/21 13:30	CWK
Antimony	ND		ug/L	1.00	1.00	1	09/01/21	09/02/21 13:30	CWK
Arsenic	ND		ug/L	1.00	1.00	1	09/01/21	09/02/21 13:30	CWK
Barium	74.5		ug/L	1.00	1.00	1	09/01/21	09/02/21 13:30	CWK
Beryllium	ND		ug/L	1.00	1.00	1	09/01/21	09/02/21 13:30	CWK
Cadmium	ND		ug/L	1.00	1.00	1	09/01/21	09/02/21 13:30	CWK
Calcium	82500		ug/L	80.0	80.0	1	09/01/21	09/02/21 13:30	CWK
Chromium	ND		ug/L	1.00	1.00	1	09/01/21	09/02/21 13:30	CWK
Cobalt	ND		ug/L	1.00	1.00	1	09/01/21	09/02/21 13:30	CWK
Copper	ND		ug/L	1.00	1.00	1	09/01/21	09/02/21 13:30	CWK
Iron	71.9	J	ug/L	100	5.00	1	09/01/21	09/02/21 13:30	CWK
Lead	ND		ug/L	1.00	1.00	1	09/01/21	09/02/21 13:30	CWK
Magnesium	32900		ug/L	100	100	1	09/01/21	09/02/21 13:30	CWK
Manganese	39.9		ug/L	1.00	1.00	1	09/01/21	09/02/21 13:30	CWK
Mercury	0.210		ug/L	0.100	0.100	1	09/01/21	09/02/21 13:30	CWK
Nickel	2.44		ug/L	1.00	1.00	1	09/01/21	09/02/21 13:30	CWK
Potassium	3730		ug/L	100	100	1	09/01/21	09/02/21 13:30	CWK
Selenium	ND		ug/L	1.00	1.00	1	09/01/21	09/02/21 13:30	CWK
Silver	ND		ug/L	1.00	1.00	1	09/01/21	09/02/21 13:30	CWK
Sodium	20900		ug/L	100	100	1	09/01/21	09/02/21 13:30	CWK
Thallium	ND		ug/L	1.00	1.00	1	09/01/21	09/02/21 13:30	CWK
Vanadium	1.53		ug/L	1.00	1.00	1	09/01/21	09/02/21 13:30	CWK
Zinc	ND		ug/L	4.00	4.00	1	09/01/21	09/02/21 13:30	CWK



Rabecka Koons, Quality Assurance Officer

The results in this report apply to the samples analyzed in accordance with the chain of custody document. This analytical report must be reproduced in its entirety.

Project: GUDE LANDFILL

Project Number: 1556404
Project Manager: Laura Oakes

Report revised to include acrylonitrile. Consolidated report to include all results for all work orders listed on pages 2-4.

Reported:
09/24/21 11:41

OB-30

**1083012-06 (Nonpotable Water)
Sample Date: 08/30/21**

Analyte	Result	Notes	Units	Reporting Limit (MRL)	Detection Limit (LOD)	Dilution	Prepared	Analyzed	Analyst
Chemical Oxygen Demand by EPA 410.4 Prepared by COD (03) Prep									
COD	23.9		mg/L	3.0	3.0	1	09/03/21	09/03/21 16:52	CRP
Conductivity by SM2510 Prepared by Conductivity									
Conductivity	819		uS/cm			1	09/01/21	09/01/21 16:50	CRP
Anions by EPA 300.0 Prepared by 300.0 Anions Prep									
Chloride	112		mg/L	0.500	0.500	1	08/30/21	08/30/21 22:13	VVD
Nitrate	23.9		mg/L	0.050	0.050	1	08/30/21	08/30/21 22:13	VVD
Nitrate (as N)	5.41		mg/L	0.011	0.011	1	08/30/21	08/30/21 22:13	VVD
Sulfate	22.8		mg/L	0.3	0.3	1	08/30/21	08/30/21 22:13	VVD
Total Suspended Solids by USGS I-3765-85 Prepared by TSS PREP									
Solids, Suspended	ND		mg/L	2.3	2.3	1	08/31/21	09/01/21 13:32	ART
Total Dissolved Solids by SM 2540C Prepared by TDS Prep									
Solids, Dissolved	289	O-04	mg/L	10.0	10.0	1	09/03/21	09/07/21 17:41	CRP
EPA 350.1 Performed at Pace Analytical Services, LLC - Ormond Beach Lab									
Nitrogen, Ammonia	ND		mg/L	0.050	0.035	1	09/07/21	09/07/21 11:20	RRB
SM 2320B Performed at Pace Analytical Services, LLC - Ormond Beach Lab									
Alkalinity, Total as CaCO3	249		mg/L	5.0	5.0	1	09/08/21	09/08/21 15:21	AGS



The results in this report apply to the samples analyzed in accordance with the chain of custody document. This analytical report must be reproduced in its entirety.

Rabecka Koons, Quality Assurance Officer

Project: GUDE LANDFILL

Project Number: 1556404
Project Manager: Laura Oakes

Report revised to include acrylonitrile. Consolidated report to include all results for all work orders listed on pages 2-4.
Reported:

09/24/21 11:41

TRIP BLANK

1083012-07 (Nonpotable Water)
Sample Date: 08/30/21

Analyte	Result	Notes	Units	Reporting Limit (MRL)	Detection Limit (LOD)	Dilution	Prepared	Analyzed	Analyst
Volatile Organics by EPA 8260B (GC/MS) Prepared by GCMS-WATER-VOLATILES									
Acetone	11.4		ug/L	5.0	5.0	1	09/01/21	09/01/21 17:31	AS
Acrylonitrile	ND		ug/L	5.0	5.0	1	09/01/21	09/01/21 17:31	AS
Allyl chloride (3-Chloropropylene)	ND		ug/L	1.0	1.0	1	09/01/21	09/01/21 17:31	AS
Benzene	ND		ug/L	1.0	1.0	1	09/01/21	09/01/21 17:31	AS
Bromochloromethane	ND		ug/L	1.0	1.0	1	09/01/21	09/01/21 17:31	AS
Bromodichloromethane	ND		ug/L	1.0	1.0	1	09/01/21	09/01/21 17:31	AS
Bromoform	ND		ug/L	1.0	1.0	1	09/01/21	09/01/21 17:31	AS
Bromomethane	ND		ug/L	1.0	1.0	1	09/01/21	09/01/21 17:31	AS
2-Butanone (MEK)	ND		ug/L	5.0	5.0	1	09/01/21	09/01/21 17:31	AS
Carbon disulfide	ND		ug/L	1.0	1.0	1	09/01/21	09/01/21 17:31	AS
Carbon tetrachloride	ND		ug/L	1.0	1.0	1	09/01/21	09/01/21 17:31	AS
Chlorobenzene	ND		ug/L	1.0	1.0	1	09/01/21	09/01/21 17:31	AS
Chloroethane	ND		ug/L	1.0	1.0	1	09/01/21	09/01/21 17:31	AS
Chloroform	ND		ug/L	1.0	1.0	1	09/01/21	09/01/21 17:31	AS
Chloromethane	ND		ug/L	1.0	1.0	1	09/01/21	09/01/21 17:31	AS
Chloroprene	ND		ug/L	1.0	1.0	1	09/01/21	09/01/21 17:31	AS
Dibromochloromethane	ND		ug/L	1.0	1.0	1	09/01/21	09/01/21 17:31	AS
1,2-Dibromo-3-chloropropane	ND		ug/L	1.0	1.0	1	09/01/21	09/01/21 17:31	AS
1,2-Dibromoethane (EDB)	ND		ug/L	1.0	1.0	1	09/01/21	09/01/21 17:31	AS
Dibromomethane	ND		ug/L	1.0	1.0	1	09/01/21	09/01/21 17:31	AS
1,2-Dichlorobenzene	ND		ug/L	1.0	1.0	1	09/01/21	09/01/21 17:31	AS
1,4-Dichlorobenzene	ND		ug/L	1.0	1.0	1	09/01/21	09/01/21 17:31	AS
trans-1,4-Dichloro-2-butene	ND		ug/L	1.0	1.0	1	09/01/21	09/01/21 17:31	AS
1,1-Dichloroethane	ND		ug/L	1.0	1.0	1	09/01/21	09/01/21 17:31	AS
1,2-Dichloroethane	ND		ug/L	1.0	1.0	1	09/01/21	09/01/21 17:31	AS
1,1-Dichloroethene	ND		ug/L	1.0	1.0	1	09/01/21	09/01/21 17:31	AS
cis-1,2-Dichloroethene	ND		ug/L	1.0	1.0	1	09/01/21	09/01/21 17:31	AS
trans-1,2-Dichloroethene	ND		ug/L	1.0	1.0	1	09/01/21	09/01/21 17:31	AS
1,2-Dichloropropane	ND		ug/L	1.0	1.0	1	09/01/21	09/01/21 17:31	AS
1,3-Dichloropropane	ND		ug/L	1.0	1.0	1	09/01/21	09/01/21 17:31	AS
2,2-Dichloropropane	ND		ug/L	1.0	1.0	1	09/01/21	09/01/21 17:31	AS
1,1-Dichloropropene	ND		ug/L	1.0	1.0	1	09/01/21	09/01/21 17:31	AS



Rabecka Koons, Quality Assurance Officer

The results in this report apply to the samples analyzed in accordance with the chain of custody document. This analytical report must be reproduced in its entirety.

Project: GUDE LANDFILL

Project Number: 1556404
Project Manager: Laura Oakes

Report revised to include acrylonitrile. Consolidated report to include all results for all work orders listed on pages 2-4.

Reported:
09/24/21 11:41

TRIP BLANK

1083012-07 (Nonpotable Water)
Sample Date: 08/30/21

Analyte	Result	Notes	Units	Reporting Limit (MRL)	Detection Limit (LOD)	Dilution	Prepared	Analyzed	Analyst
Volatile Organics by EPA 8260B (GC/MS) Prepared by GCMS-WATER-VOLATILES (continued)									
cis-1,3-Dichloropropene	ND		ug/L	1.0	1.0	1	09/01/21	09/01/21 17:31	AS
trans-1,3-Dichloropropene	ND		ug/L	1.0	1.0	1	09/01/21	09/01/21 17:31	AS
Ethyl methacrylate	ND		ug/L	5.0	5.0	1	09/01/21	09/01/21 17:31	AS
Ethylbenzene	ND		ug/L	1.0	1.0	1	09/01/21	09/01/21 17:31	AS
2-Hexanone	ND		ug/L	5.0	5.0	1	09/01/21	09/01/21 17:31	AS
Isobutanol	ND		ug/L	100	100	1	09/01/21	09/01/21 17:31	AS
Iodomethane	ND		ug/L	1.0	1.0	1	09/01/21	09/01/21 17:31	AS
Methyl tert-butyl ether (MTBE)	ND		ug/L	1.0	1.0	1	09/01/21	09/01/21 17:31	AS
4-Methyl-2-pentanone	ND		ug/L	5.0	5.0	1	09/01/21	09/01/21 17:31	AS
Methylene chloride	ND		ug/L	1.0	1.0	1	09/01/21	09/01/21 17:31	AS
Methyl methacrylate	ND		ug/L	5.0	5.0	1	09/01/21	09/01/21 17:31	AS
Styrene	ND		ug/L	1.0	1.0	1	09/01/21	09/01/21 17:31	AS
1,1,1,2-Tetrachloroethane	ND		ug/L	1.0	1.0	1	09/01/21	09/01/21 17:31	AS
1,1,2,2-Tetrachloroethane	ND		ug/L	1.0	1.0	1	09/01/21	09/01/21 17:31	AS
Tetrachloroethene	ND		ug/L	1.0	1.0	1	09/01/21	09/01/21 17:31	AS
Toluene	ND		ug/L	1.0	1.0	1	09/01/21	09/01/21 17:31	AS
1,1,1-Trichloroethane	ND		ug/L	1.0	1.0	1	09/01/21	09/01/21 17:31	AS
1,1,2-Trichloroethane	ND		ug/L	1.0	1.0	1	09/01/21	09/01/21 17:31	AS
Trichloroethene	ND		ug/L	1.0	1.0	1	09/01/21	09/01/21 17:31	AS
Trichlorofluoromethane (Freon 11)	ND		ug/L	1.0	1.0	1	09/01/21	09/01/21 17:31	AS
1,2,3-Trichloropropane	ND		ug/L	1.0	1.0	1	09/01/21	09/01/21 17:31	AS
Vinyl acetate	ND		ug/L	1.0	1.0	1	09/01/21	09/01/21 17:31	AS
Vinyl chloride	ND		ug/L	1.0	1.0	1	09/01/21	09/01/21 17:31	AS
o-Xylene	ND		ug/L	1.0	1.0	1	09/01/21	09/01/21 17:31	AS
m- & p-Xylenes	ND		ug/L	1.0	1.0	1	09/01/21	09/01/21 17:31	AS
Surrogate: 1,2-Dichloroethane-d4		70-130		104 %			09/01/21	09/01/21 17:31	
Surrogate: Toluene-d8		75-120		100 %			09/01/21	09/01/21 17:31	
Surrogate: 4-Bromofluorobenzene		75-120		95 %			09/01/21	09/01/21 17:31	

Rabecka Koons

Rabecka Koons, Quality Assurance Officer

The results in this report apply to the samples analyzed in accordance with the chain of custody document. This analytical report must be reproduced in its entirety.

Project: GUDE LANDFILL

Project Number: 1556404
Project Manager: Laura Oakes

Report revised to include acrylonitrile. Consolidated report to include all results for all work orders listed on pages 2-4.
Reported:

09/24/21 11:41

MW-16B

**1083127-01 (Nonpotable Water)
Sample Date: 08/31/21**

Analyte	Result	Notes	Units	Reporting Limit (MRL)	Detection Limit (LOD)	Dilution	Prepared	Analyzed	Analyst
pH measurement by EPA 9040C Prepared by pH (Paper or Meter)									
pH	6.16	O-07	pH Units			1	08/31/21	08/31/21 17:50	ART
Turbidity by EPA 180.1 Prepared by Turbidity Prep									
Turbidity	14.5		NTU	0.500	0.110	1	09/01/21	09/01/21 09:45	CRP
Volatile Organics by EPA 8260B (GC/MS) Prepared by GCMS-WATER-VOLATILES									
Acetone	ND		ug/L	5.0	5.0	1	09/01/21	09/01/21 17:56	AS
Acrylonitrile	ND		ug/L	5.0	5.0	1	09/01/21	09/01/21 17:56	AS
Allyl chloride (3-Chloropropylene)	ND		ug/L	1.0	1.0	1	09/01/21	09/01/21 17:56	AS
Benzene	ND		ug/L	1.0	1.0	1	09/01/21	09/01/21 17:56	AS
Bromochloromethane	ND		ug/L	1.0	1.0	1	09/01/21	09/01/21 17:56	AS
Bromodichloromethane	ND		ug/L	1.0	1.0	1	09/01/21	09/01/21 17:56	AS
Bromoform	ND		ug/L	1.0	1.0	1	09/01/21	09/01/21 17:56	AS
Bromomethane	ND		ug/L	1.0	1.0	1	09/01/21	09/01/21 17:56	AS
2-Butanone (MEK)	ND		ug/L	5.0	5.0	1	09/01/21	09/01/21 17:56	AS
Carbon disulfide	ND		ug/L	1.0	1.0	1	09/01/21	09/01/21 17:56	AS
Carbon tetrachloride	ND		ug/L	1.0	1.0	1	09/01/21	09/01/21 17:56	AS
Chlorobenzene	10.3		ug/L	1.0	1.0	1	09/01/21	09/01/21 17:56	AS
Chloroethane	ND		ug/L	1.0	1.0	1	09/01/21	09/01/21 17:56	AS
Chloroform	ND		ug/L	1.0	1.0	1	09/01/21	09/01/21 17:56	AS
Chloromethane	ND		ug/L	1.0	1.0	1	09/01/21	09/01/21 17:56	AS
Chloroprene	ND		ug/L	1.0	1.0	1	09/01/21	09/01/21 17:56	AS
Dibromochloromethane	ND		ug/L	1.0	1.0	1	09/01/21	09/01/21 17:56	AS
1,2-Dibromo-3-chloropropane	ND		ug/L	1.0	1.0	1	09/01/21	09/01/21 17:56	AS
1,2-Dibromoethane (EDB)	ND		ug/L	1.0	1.0	1	09/01/21	09/01/21 17:56	AS
Dibromomethane	ND		ug/L	1.0	1.0	1	09/01/21	09/01/21 17:56	AS
1,2-Dichlorobenzene	ND		ug/L	1.0	1.0	1	09/01/21	09/01/21 17:56	AS
1,4-Dichlorobenzene	ND		ug/L	1.0	1.0	1	09/01/21	09/01/21 17:56	AS
trans-1,4-Dichloro-2-butene	ND		ug/L	1.0	1.0	1	09/01/21	09/01/21 17:56	AS
1,1-Dichloroethane	ND		ug/L	1.0	1.0	1	09/01/21	09/01/21 17:56	AS
1,2-Dichloroethane	ND		ug/L	1.0	1.0	1	09/01/21	09/01/21 17:56	AS
1,1-Dichloroethene	ND		ug/L	1.0	1.0	1	09/01/21	09/01/21 17:56	AS
cis-1,2-Dichloroethene	ND		ug/L	1.0	1.0	1	09/01/21	09/01/21 17:56	AS
trans-1,2-Dichloroethene	ND		ug/L	1.0	1.0	1	09/01/21	09/01/21 17:56	AS



Rabecka Koons, Quality Assurance Officer

The results in this report apply to the samples analyzed in accordance with the chain of custody document. This analytical report must be reproduced in its entirety.

Project: GUDE LANDFILL

Project Number: 1556404
Project Manager: Laura Oakes

Report revised to include acrylonitrile. Consolidated report to include all results for all work orders listed on pages 2-4.
Reported:

09/24/21 11:41

MW-16B

1083127-01 (Nonpotable Water)
Sample Date: 08/31/21

Analyte	Result	Notes	Units	Reporting Limit (MRL)	Detection Limit (LOD)	Dilution	Prepared	Analyzed	Analyst
Volatile Organics by EPA 8260B (GC/MS) Prepared by GCMS-WATER-VOLATILES (continued)									
1,2-Dichloropropane	ND		ug/L	1.0	1.0	1	09/01/21	09/01/21 17:56	AS
1,3-Dichloropropane	ND		ug/L	1.0	1.0	1	09/01/21	09/01/21 17:56	AS
2,2-Dichloropropane	ND		ug/L	1.0	1.0	1	09/01/21	09/01/21 17:56	AS
1,1-Dichloropropene	ND		ug/L	1.0	1.0	1	09/01/21	09/01/21 17:56	AS
cis-1,3-Dichloropropene	ND		ug/L	1.0	1.0	1	09/01/21	09/01/21 17:56	AS
trans-1,3-Dichloropropene	ND		ug/L	1.0	1.0	1	09/01/21	09/01/21 17:56	AS
Ethyl methacrylate	ND		ug/L	5.0	5.0	1	09/01/21	09/01/21 17:56	AS
Ethylbenzene	ND		ug/L	1.0	1.0	1	09/01/21	09/01/21 17:56	AS
2-Hexanone	ND		ug/L	5.0	5.0	1	09/01/21	09/01/21 17:56	AS
Isobutanol	ND		ug/L	100	100	1	09/01/21	09/01/21 17:56	AS
Iodomethane	ND		ug/L	1.0	1.0	1	09/01/21	09/01/21 17:56	AS
Methyl tert-butyl ether (MTBE)	ND		ug/L	1.0	1.0	1	09/01/21	09/01/21 17:56	AS
4-Methyl-2-pentanone	ND		ug/L	5.0	5.0	1	09/01/21	09/01/21 17:56	AS
Methylene chloride	ND		ug/L	1.0	1.0	1	09/01/21	09/01/21 17:56	AS
Methyl methacrylate	ND		ug/L	5.0	5.0	1	09/01/21	09/01/21 17:56	AS
Styrene	ND		ug/L	1.0	1.0	1	09/01/21	09/01/21 17:56	AS
1,1,1,2-Tetrachloroethane	ND		ug/L	1.0	1.0	1	09/01/21	09/01/21 17:56	AS
1,1,2,2-Tetrachloroethane	ND		ug/L	1.0	1.0	1	09/01/21	09/01/21 17:56	AS
Tetrachloroethene	ND		ug/L	1.0	1.0	1	09/01/21	09/01/21 17:56	AS
Toluene	ND		ug/L	1.0	1.0	1	09/01/21	09/01/21 17:56	AS
1,1,1-Trichloroethane	ND		ug/L	1.0	1.0	1	09/01/21	09/01/21 17:56	AS
1,1,2-Trichloroethane	ND		ug/L	1.0	1.0	1	09/01/21	09/01/21 17:56	AS
Trichloroethene	ND		ug/L	1.0	1.0	1	09/01/21	09/01/21 17:56	AS
Trichlorofluoromethane (Freon 11)	ND		ug/L	1.0	1.0	1	09/01/21	09/01/21 17:56	AS
1,2,3-Trichloropropane	ND		ug/L	1.0	1.0	1	09/01/21	09/01/21 17:56	AS
Vinyl acetate	ND		ug/L	1.0	1.0	1	09/01/21	09/01/21 17:56	AS
Vinyl chloride	ND		ug/L	1.0	1.0	1	09/01/21	09/01/21 17:56	AS
o-Xylene	ND		ug/L	1.0	1.0	1	09/01/21	09/01/21 17:56	AS
m- & p-Xylenes	ND		ug/L	1.0	1.0	1	09/01/21	09/01/21 17:56	AS
Surrogate: 1,2-Dichloroethane-d4			70-130	109 %	09/01/21		09/01/21 17:56		
Surrogate: Toluene-d8			75-120	90 %	09/01/21		09/01/21 17:56		
Surrogate: 4-Bromofluorobenzene			75-120	84 %	09/01/21		09/01/21 17:56		



Rabecka Koons, Quality Assurance Officer

The results in this report apply to the samples analyzed in accordance with the chain of custody document. This analytical report must be reproduced in its entirety.

Project: GUDE LANDFILL

Project Number: 1556404
Project Manager: Laura Oakes

Report revised to include acrylonitrile. Consolidated report to include all results for all work orders listed on pages 2-4.
Reported:

09/24/21 11:41

MW-16B

1083127-01 (Nonpotable Water)

Sample Date: 08/31/21

Analyte	Result	Notes	Units	Reporting Limit (MRL)	Detection Limit (LOD)	Dilution	Prepared	Analyzed	Analyst
EDB and DBCP by EPA 8011 Prepared by 504.1 EDB/DBCP									
1,2-Dibromo-3-chloropropane	ND		ug/L	0.048	0.048	1	09/02/21	09/02/21 21:56	EH
1,2-Dibromoethane (EDB)	ND		ug/L	0.019	0.019	1	09/02/21	09/02/21 21:56	EH
Total Metals Analysis by EPA 6020B Prepared by 3010A-Metals Digestion									
Hardness as CaCO3	394000		ug/L	500	500	1	09/01/21	09/02/21 13:33	CWK
Antimony	ND		ug/L	1.00	1.00	1	09/01/21	09/02/21 13:33	CWK
Arsenic	2.46		ug/L	1.00	1.00	1	09/01/21	09/02/21 13:33	CWK
Barium	31.0		ug/L	1.00	1.00	1	09/01/21	09/02/21 13:33	CWK
Beryllium	ND		ug/L	1.00	1.00	1	09/01/21	09/02/21 13:33	CWK
Cadmium	ND		ug/L	1.00	1.00	1	09/01/21	09/02/21 13:33	CWK
Calcium	59100		ug/L	80.0	80.0	1	09/01/21	09/02/21 13:33	CWK
Chromium	9.83		ug/L	1.00	1.00	1	09/01/21	09/02/21 13:33	CWK
Cobalt	8.27		ug/L	1.00	1.00	1	09/01/21	09/02/21 13:33	CWK
Copper	2.95		ug/L	1.00	1.00	1	09/01/21	09/02/21 13:33	CWK
Iron	3880		ug/L	100	5.00	1	09/01/21	09/02/21 13:33	CWK
Lead	ND		ug/L	1.00	1.00	1	09/01/21	09/02/21 13:33	CWK
Magnesium	59900		ug/L	100	100	1	09/01/21	09/02/21 13:33	CWK
Manganese	12000		ug/L	20.0	20.0	20	09/01/21	09/07/21 14:13	CWK
Mercury	ND		ug/L	0.100	0.100	1	09/01/21	09/02/21 13:33	CWK
Nickel	20.3		ug/L	1.00	1.00	1	09/01/21	09/02/21 13:33	CWK
Potassium	4160		ug/L	100	100	1	09/01/21	09/02/21 13:33	CWK
Selenium	ND		ug/L	1.00	1.00	1	09/01/21	09/02/21 13:33	CWK
Silver	ND		ug/L	1.00	1.00	1	09/01/21	09/02/21 13:33	CWK
Sodium	53600		ug/L	100	100	1	09/01/21	09/02/21 13:33	CWK
Thallium	ND		ug/L	1.00	1.00	1	09/01/21	09/02/21 13:33	CWK
Vanadium	2.62		ug/L	1.00	1.00	1	09/01/21	09/02/21 13:33	CWK
Zinc	7.57		ug/L	4.00	4.00	1	09/01/21	09/02/21 13:33	CWK



Rabecka Koons, Quality Assurance Officer

The results in this report apply to the samples analyzed in accordance with the chain of custody document. This analytical report must be reproduced in its entirety.

Project: GUDE LANDFILL

Project Number: 1556404
Project Manager: Laura Oakes

Report revised to include acrylonitrile. Consolidated report to include all results for all work orders listed on pages 2-4.
Reported:

09/24/21 11:41

MW-16B

1083127-01 (Nonpotable Water)
Sample Date: 08/31/21

Analyte	Result	Notes	Units	Reporting Limit (MRL)	Detection Limit (LOD)	Dilution	Prepared	Analyzed	Analyst
Chemical Oxygen Demand by EPA 410.4 Prepared by COD (03) Prep									
COD	48.4		mg/L	3.0	3.0	1	09/03/21	09/03/21 16:53	CRP
Conductivity by SM2510 Prepared by Conductivity									
Conductivity	1110		uS/cm			1	09/01/21	09/01/21 16:50	CRP
Anions by EPA 300.0 Prepared by 300.0 Anions Prep									
Chloride	248		mg/L	0.500	0.500	1	08/31/21	09/01/21 00:20	VVD
Nitrate	5.14		mg/L	0.050	0.050	1	08/31/21	09/01/21 00:20	VVD
Nitrate (as N)	1.16		mg/L	0.011	0.011	1	08/31/21	09/01/21 00:20	VVD
Sulfate	4.4		mg/L	0.3	0.3	1	08/31/21	09/01/21 00:20	VVD
Total Suspended Solids by USGS I-3765-85 Prepared by TSS PREP									
Solids, Suspended	34.4		mg/L	4.0	4.0	1	09/01/21	09/02/21 09:07	LL
Total Dissolved Solids by SM 2540C Prepared by TDS Prep									
Solids, Dissolved	331		mg/L	10.0	10.0	1	09/03/21	09/07/21 17:41	CRP
EPA 350.1 Performed at Pace Analytical Services, LLC - Ormond Beach Lab									
Nitrogen, Ammonia	0.035	I	mg/L	0.050	0.035	1	09/07/21	09/07/21 15:23	RRB
SM 2320B Performed at Pace Analytical Services, LLC - Ormond Beach Lab									
Alkalinity, Total as CaCO3	185		mg/L	5.0	5.0	1	09/08/21	09/08/21 15:48	AGS



Rabecka Koons, Quality Assurance Officer

The results in this report apply to the samples analyzed in accordance with the chain of custody document. This analytical report must be reproduced in its entirety.

Project: GUDE LANDFILL

Project Number: 1556404
Project Manager: Laura Oakes

Report revised to include acrylonitrile. Consolidated report to include all results for all work orders listed on pages 2-4.
Reported:

09/24/21 11:41

MW-16A

**1083127-02 (Nonpotable Water)
Sample Date: 08/31/21**

Analyte	Result	Notes	Units	Reporting Limit (MRL)	Detection Limit (LOD)	Dilution	Prepared	Analyzed	Analyst
pH measurement by EPA 9040C Prepared by pH (Paper or Meter)									
pH	6.39	O-07	pH Units			1	08/31/21	08/31/21 17:50	ART
Turbidity by EPA 180.1 Prepared by Turbidity Prep									
Turbidity	56.3		NTU	5.00	1.10	10	09/01/21	09/01/21 10:22	CRP
Volatile Organics by EPA 8260B (GC/MS) Prepared by GCMS-WATER-VOLATILES									
Acetone	ND		ug/L	5.0	5.0	1	09/01/21	09/01/21 18:20	AS
Acrylonitrile	ND		ug/L	5.0	5.0	1	09/01/21	09/01/21 18:20	AS
Allyl chloride (3-Chloropropylene)	ND		ug/L	1.0	1.0	1	09/01/21	09/01/21 18:20	AS
Benzene	ND		ug/L	1.0	1.0	1	09/01/21	09/01/21 18:20	AS
Bromochloromethane	ND		ug/L	1.0	1.0	1	09/01/21	09/01/21 18:20	AS
Bromodichloromethane	ND		ug/L	1.0	1.0	1	09/01/21	09/01/21 18:20	AS
Bromoform	ND		ug/L	1.0	1.0	1	09/01/21	09/01/21 18:20	AS
Bromomethane	ND		ug/L	1.0	1.0	1	09/01/21	09/01/21 18:20	AS
2-Butanone (MEK)	ND		ug/L	5.0	5.0	1	09/01/21	09/01/21 18:20	AS
Carbon disulfide	ND		ug/L	1.0	1.0	1	09/01/21	09/01/21 18:20	AS
Carbon tetrachloride	ND		ug/L	1.0	1.0	1	09/01/21	09/01/21 18:20	AS
Chlorobenzene	4.2		ug/L	1.0	1.0	1	09/01/21	09/01/21 18:20	AS
Chloroethane	ND		ug/L	1.0	1.0	1	09/01/21	09/01/21 18:20	AS
Chloroform	ND		ug/L	1.0	1.0	1	09/01/21	09/01/21 18:20	AS
Chloromethane	ND		ug/L	1.0	1.0	1	09/01/21	09/01/21 18:20	AS
Chloroprene	ND		ug/L	1.0	1.0	1	09/01/21	09/01/21 18:20	AS
Dibromochloromethane	ND		ug/L	1.0	1.0	1	09/01/21	09/01/21 18:20	AS
1,2-Dibromo-3-chloropropane	ND		ug/L	1.0	1.0	1	09/01/21	09/01/21 18:20	AS
1,2-Dibromoethane (EDB)	ND		ug/L	1.0	1.0	1	09/01/21	09/01/21 18:20	AS
Dibromomethane	ND		ug/L	1.0	1.0	1	09/01/21	09/01/21 18:20	AS
1,2-Dichlorobenzene	ND		ug/L	1.0	1.0	1	09/01/21	09/01/21 18:20	AS
1,4-Dichlorobenzene	1.5		ug/L	1.0	1.0	1	09/01/21	09/01/21 18:20	AS
trans-1,4-Dichloro-2-butene	ND		ug/L	1.0	1.0	1	09/01/21	09/01/21 18:20	AS
1,1-Dichloroethane	ND		ug/L	1.0	1.0	1	09/01/21	09/01/21 18:20	AS
1,2-Dichloroethane	ND		ug/L	1.0	1.0	1	09/01/21	09/01/21 18:20	AS
1,1-Dichloroethene	ND		ug/L	1.0	1.0	1	09/01/21	09/01/21 18:20	AS
cis-1,2-Dichloroethene	ND		ug/L	1.0	1.0	1	09/01/21	09/01/21 18:20	AS
trans-1,2-Dichloroethene	ND		ug/L	1.0	1.0	1	09/01/21	09/01/21 18:20	AS

The results in this report apply to the samples analyzed in accordance with the chain of custody document. This analytical report must be reproduced in its entirety.



Rabecka Koons, Quality Assurance Officer

Project: GUDE LANDFILL

Project Number: 1556404
Project Manager: Laura Oakes

Report revised to include acrylonitrile. Consolidated report to include all results for all work orders listed on pages 2-4.
Reported:

09/24/21 11:41

MW-16A

**1083127-02 (Nonpotable Water)
Sample Date: 08/31/21**

Analyte	Result	Notes	Units	Reporting Limit (MRL)	Detection Limit (LOD)	Dilution	Prepared	Analyzed	Analyst
Volatile Organics by EPA 8260B (GC/MS) Prepared by GCMS-WATER-VOLATILES (continued)									
1,2-Dichloropropane	ND		ug/L	1.0	1.0	1	09/01/21	09/01/21 18:20	AS
1,3-Dichloropropane	ND		ug/L	1.0	1.0	1	09/01/21	09/01/21 18:20	AS
2,2-Dichloropropane	ND		ug/L	1.0	1.0	1	09/01/21	09/01/21 18:20	AS
1,1-Dichloropropene	ND		ug/L	1.0	1.0	1	09/01/21	09/01/21 18:20	AS
cis-1,3-Dichloropropene	ND		ug/L	1.0	1.0	1	09/01/21	09/01/21 18:20	AS
trans-1,3-Dichloropropene	ND		ug/L	1.0	1.0	1	09/01/21	09/01/21 18:20	AS
Ethyl methacrylate	ND		ug/L	5.0	5.0	1	09/01/21	09/01/21 18:20	AS
Ethylbenzene	ND		ug/L	1.0	1.0	1	09/01/21	09/01/21 18:20	AS
2-Hexanone	ND		ug/L	5.0	5.0	1	09/01/21	09/01/21 18:20	AS
Isobutanol	ND		ug/L	100	100	1	09/01/21	09/01/21 18:20	AS
Iodomethane	ND		ug/L	1.0	1.0	1	09/01/21	09/01/21 18:20	AS
Methyl tert-butyl ether (MTBE)	ND		ug/L	1.0	1.0	1	09/01/21	09/01/21 18:20	AS
4-Methyl-2-pentanone	ND		ug/L	5.0	5.0	1	09/01/21	09/01/21 18:20	AS
Methylene chloride	ND		ug/L	1.0	1.0	1	09/01/21	09/01/21 18:20	AS
Methyl methacrylate	ND		ug/L	5.0	5.0	1	09/01/21	09/01/21 18:20	AS
Styrene	ND		ug/L	1.0	1.0	1	09/01/21	09/01/21 18:20	AS
1,1,1,2-Tetrachloroethane	ND		ug/L	1.0	1.0	1	09/01/21	09/01/21 18:20	AS
1,1,2,2-Tetrachloroethane	ND		ug/L	1.0	1.0	1	09/01/21	09/01/21 18:20	AS
Tetrachloroethene	ND		ug/L	1.0	1.0	1	09/01/21	09/01/21 18:20	AS
Toluene	ND		ug/L	1.0	1.0	1	09/01/21	09/01/21 18:20	AS
1,1,1-Trichloroethane	ND		ug/L	1.0	1.0	1	09/01/21	09/01/21 18:20	AS
1,1,2-Trichloroethane	ND		ug/L	1.0	1.0	1	09/01/21	09/01/21 18:20	AS
Trichloroethene	ND		ug/L	1.0	1.0	1	09/01/21	09/01/21 18:20	AS
Trichlorofluoromethane (Freon 11)	ND		ug/L	1.0	1.0	1	09/01/21	09/01/21 18:20	AS
1,2,3-Trichloropropane	ND		ug/L	1.0	1.0	1	09/01/21	09/01/21 18:20	AS
Vinyl acetate	ND		ug/L	1.0	1.0	1	09/01/21	09/01/21 18:20	AS
Vinyl chloride	ND		ug/L	1.0	1.0	1	09/01/21	09/01/21 18:20	AS
o-Xylene	ND		ug/L	1.0	1.0	1	09/01/21	09/01/21 18:20	AS
m- & p-Xylenes	ND		ug/L	1.0	1.0	1	09/01/21	09/01/21 18:20	AS
Surrogate: 1,2-Dichloroethane-d4			70-130	104 %	09/01/21		09/01/21 18:20		
Surrogate: Toluene-d8			75-120	107 %	09/01/21		09/01/21 18:20		
Surrogate: 4-Bromofluorobenzene			75-120	98 %	09/01/21		09/01/21 18:20		

Rabecka Koons

The results in this report apply to the samples analyzed in accordance with the chain of custody document. This analytical report must be reproduced in its entirety.

Rabecka Koons, Quality Assurance Officer

Project: GUDE LANDFILL

Project Number: 1556404
Project Manager: Laura Oakes

Report revised to include acrylonitrile. Consolidated report to include all results for all work orders listed on pages 2-4.
Reported:

09/24/21 11:41

MW-16A

**1083127-02 (Nonpotable Water)
Sample Date: 08/31/21**

Analyte	Result	Notes	Units	Reporting Limit (MRL)	Detection Limit (LOD)	Dilution	Prepared	Analyzed	Analyst
EDB and DBCP by EPA 8011 Prepared by 504.1 EDB/DBCP									
1,2-Dibromo-3-chloropropane	ND		ug/L	0.047	0.047	1	09/02/21	09/02/21 22:11	EH
1,2-Dibromoethane (EDB)	ND		ug/L	0.019	0.019	1	09/02/21	09/02/21 22:11	EH
Total Metals Analysis by EPA 6020B Prepared by 3010A-Metals Digestion									
Hardness as CaCO3	190000		ug/L	500	500	1	09/01/21	09/02/21 13:35	CWK
Antimony	ND		ug/L	1.00	1.00	1	09/01/21	09/02/21 13:35	CWK
Arsenic	3.92		ug/L	1.00	1.00	1	09/01/21	09/02/21 13:35	CWK
Barium	333		ug/L	1.00	1.00	1	09/01/21	09/02/21 13:35	CWK
Beryllium	ND		ug/L	1.00	1.00	1	09/01/21	09/02/21 13:35	CWK
Cadmium	ND		ug/L	1.00	1.00	1	09/01/21	09/02/21 13:35	CWK
Calcium	22500		ug/L	80.0	80.0	1	09/01/21	09/02/21 13:35	CWK
Chromium	21.5		ug/L	1.00	1.00	1	09/01/21	09/02/21 13:35	CWK
Cobalt	8.18		ug/L	1.00	1.00	1	09/01/21	09/02/21 13:35	CWK
Copper	16.4		ug/L	1.00	1.00	1	09/01/21	09/02/21 13:35	CWK
Iron	10900		ug/L	100	5.00	1	09/01/21	09/02/21 13:35	CWK
Lead	3.21		ug/L	1.00	1.00	1	09/01/21	09/02/21 13:35	CWK
Magnesium	32600		ug/L	100	100	1	09/01/21	09/02/21 13:35	CWK
Manganese	10200		ug/L	20.0	20.0	20	09/01/21	09/07/21 14:15	CWK
Mercury	0.112		ug/L	0.100	0.100	1	09/01/21	09/02/21 13:35	CWK
Nickel	28.1		ug/L	1.00	1.00	1	09/01/21	09/02/21 13:35	CWK
Potassium	4690		ug/L	100	100	1	09/01/21	09/02/21 13:35	CWK
Selenium	ND		ug/L	1.00	1.00	1	09/01/21	09/02/21 13:35	CWK
Silver	ND		ug/L	1.00	1.00	1	09/01/21	09/02/21 13:35	CWK
Sodium	89400		ug/L	100	100	1	09/01/21	09/02/21 13:35	CWK
Thallium	ND		ug/L	1.00	1.00	1	09/01/21	09/02/21 13:35	CWK
Vanadium	4.05		ug/L	1.00	1.00	1	09/01/21	09/02/21 13:35	CWK
Zinc	39.0		ug/L	4.00	4.00	1	09/01/21	09/02/21 13:35	CWK



Rabecka Koons, Quality Assurance Officer

The results in this report apply to the samples analyzed in accordance with the chain of custody document. This analytical report must be reproduced in its entirety.

Project: GUDE LANDFILL

Project Number: 1556404
Project Manager: Laura Oakes

Report revised to include acrylonitrile. Consolidated report to include all results for all work orders listed on pages 2-4.
Reported:

09/24/21 11:41

MW-16A

1083127-02 (Nonpotable Water)
Sample Date: 08/31/21

Analyte	Result	Notes	Units	Reporting Limit (MRL)	Detection Limit (LOD)	Dilution	Prepared	Analyzed	Analyst
Chemical Oxygen Demand by EPA 410.4 Prepared by COD (03) Prep									
COD	41.5		mg/L	3.0	3.0	1	09/03/21	09/03/21 16:53	CRP
Conductivity by SM2510 Prepared by Conductivity									
Conductivity	765		uS/cm			1	09/01/21	09/01/21 16:50	CRP
Anions by EPA 300.0 Prepared by 300.0 Anions Prep									
Chloride	70.8		mg/L	0.500	0.500	1	08/31/21	09/01/21 00:41	VVD
Nitrate	19.4		mg/L	0.050	0.050	1	08/31/21	09/01/21 00:41	VVD
Nitrate (as N)	4.38		mg/L	0.011	0.011	1	08/31/21	09/01/21 00:41	VVD
Sulfate	29.4		mg/L	0.3	0.3	1	08/31/21	09/01/21 00:41	VVD
Total Suspended Solids by USGS I-3765-85 Prepared by TSS PREP									
Solids, Suspended	803		mg/L	16.7	16.7	1	09/01/21	09/02/21 09:07	LL
Total Dissolved Solids by SM 2540C Prepared by TDS Prep									
Solids, Dissolved	277		mg/L	10.0	10.0	1	09/03/21	09/07/21 17:41	CRP
EPA 350.1 Performed at Pace Analytical Services, LLC - Ormond Beach Lab									
Nitrogen, Ammonia	0.098		mg/L	0.050	0.035	1	09/07/21	09/07/21 15:25	RRB
SM 2320B Performed at Pace Analytical Services, LLC - Ormond Beach Lab									
Alkalinity, Total as CaCO3	262		mg/L	5.0	5.0	1	09/08/21	09/08/21 16:06	AGS



Rabecka Koons, Quality Assurance Officer

The results in this report apply to the samples analyzed in accordance with the chain of custody document. This analytical report must be reproduced in its entirety.

Project: GUDE LANDFILL

Project Number: 1556404
Project Manager: Laura Oakes

Report revised to include acrylonitrile. Consolidated report to include all results for all work orders listed on pages 2-4.
Reported:

09/24/21 11:41

OB03

**1083127-03 (Nonpotable Water)
Sample Date: 08/31/21**

Analyte	Result	Notes	Units	Reporting Limit (MRL)	Detection Limit (LOD)	Dilution	Prepared	Analyzed	Analyst
pH measurement by EPA 9040C Prepared by pH (Paper or Meter)									
pH	5.96	O-07	pH Units			1	08/31/21	08/31/21 17:50	ART
Turbidity by EPA 180.1 Prepared by Turbidity Prep									
Turbidity	4.03		NTU	0.500	0.110	1	09/01/21	09/01/21 09:53	CRP
Volatile Organics by EPA 8260B (GC/MS) Prepared by GCMS-WATER-VOLATILES									
Acetone	ND		ug/L	5.0	5.0	1	09/01/21	09/01/21 18:45	AS
Acrylonitrile	ND		ug/L	5.0	5.0	1	09/01/21	09/01/21 18:45	AS
Allyl chloride (3-Chloropropylene)	ND		ug/L	1.0	1.0	1	09/01/21	09/01/21 18:45	AS
Benzene	1.9		ug/L	1.0	1.0	1	09/01/21	09/01/21 18:45	AS
Bromochloromethane	ND		ug/L	1.0	1.0	1	09/01/21	09/01/21 18:45	AS
Bromodichloromethane	ND		ug/L	1.0	1.0	1	09/01/21	09/01/21 18:45	AS
Bromoform	ND		ug/L	1.0	1.0	1	09/01/21	09/01/21 18:45	AS
Bromomethane	ND		ug/L	1.0	1.0	1	09/01/21	09/01/21 18:45	AS
2-Butanone (MEK)	ND		ug/L	5.0	5.0	1	09/01/21	09/01/21 18:45	AS
Carbon disulfide	ND		ug/L	1.0	1.0	1	09/01/21	09/01/21 18:45	AS
Carbon tetrachloride	ND		ug/L	1.0	1.0	1	09/01/21	09/01/21 18:45	AS
Chlorobenzene	2.6		ug/L	1.0	1.0	1	09/01/21	09/01/21 18:45	AS
Chloroethane	2.0		ug/L	1.0	1.0	1	09/01/21	09/01/21 18:45	AS
Chloroform	ND		ug/L	1.0	1.0	1	09/01/21	09/01/21 18:45	AS
Chloromethane	ND		ug/L	1.0	1.0	1	09/01/21	09/01/21 18:45	AS
Chloroprene	ND		ug/L	1.0	1.0	1	09/01/21	09/01/21 18:45	AS
Dibromochloromethane	ND		ug/L	1.0	1.0	1	09/01/21	09/01/21 18:45	AS
1,2-Dibromo-3-chloropropane	ND		ug/L	1.0	1.0	1	09/01/21	09/01/21 18:45	AS
1,2-Dibromoethane (EDB)	ND		ug/L	1.0	1.0	1	09/01/21	09/01/21 18:45	AS
Dibromomethane	ND		ug/L	1.0	1.0	1	09/01/21	09/01/21 18:45	AS
1,2-Dichlorobenzene	1.5		ug/L	1.0	1.0	1	09/01/21	09/01/21 18:45	AS
1,4-Dichlorobenzene	ND		ug/L	1.0	1.0	1	09/01/21	09/01/21 18:45	AS
trans-1,4-Dichloro-2-butene	ND		ug/L	1.0	1.0	1	09/01/21	09/01/21 18:45	AS
1,1-Dichloroethane	13.6		ug/L	1.0	1.0	1	09/01/21	09/01/21 18:45	AS
1,2-Dichloroethane	2.2		ug/L	1.0	1.0	1	09/01/21	09/01/21 18:45	AS
1,1-Dichloroethene	ND		ug/L	1.0	1.0	1	09/01/21	09/01/21 18:45	AS
cis-1,2-Dichloroethene	38.5		ug/L	1.0	1.0	1	09/01/21	09/01/21 18:45	AS
trans-1,2-Dichloroethene	3.1		ug/L	1.0	1.0	1	09/01/21	09/01/21 18:45	AS
1,2-Dichloropropane	3.4		ug/L	1.0	1.0	1	09/01/21	09/01/21 18:45	AS

The results in this report apply to the samples analyzed in accordance with the chain of custody document. This analytical report must be reproduced in its entirety.



Rabecka Koons, Quality Assurance Officer

Project: GUDE LANDFILL

Project Number: 1556404
Project Manager: Laura Oakes

Report revised to include acrylonitrile. Consolidated report to include all results for all work orders listed on pages 2-4.

Reported:
09/24/21 11:41

OB03

1083127-03 (Nonpotable Water)
Sample Date: 08/31/21

Analyte	Result	Notes	Units	Reporting Limit (MRL)	Detection Limit (LOD)	Dilution	Prepared	Analyzed	Analyst
Volatile Organics by EPA 8260B (GC/MS) Prepared by GCMS-WATER-VOLATILES (continued)									
1,3-Dichloropropane	ND		ug/L	1.0	1.0	1	09/01/21	09/01/21 18:45	AS
2,2-Dichloropropane	ND		ug/L	1.0	1.0	1	09/01/21	09/01/21 18:45	AS
1,1-Dichloropropene	ND		ug/L	1.0	1.0	1	09/01/21	09/01/21 18:45	AS
cis-1,3-Dichloropropene	ND		ug/L	1.0	1.0	1	09/01/21	09/01/21 18:45	AS
trans-1,3-Dichloropropene	ND		ug/L	1.0	1.0	1	09/01/21	09/01/21 18:45	AS
Ethyl methacrylate	ND		ug/L	5.0	5.0	1	09/01/21	09/01/21 18:45	AS
Ethylbenzene	ND		ug/L	1.0	1.0	1	09/01/21	09/01/21 18:45	AS
2-Hexanone	ND		ug/L	5.0	5.0	1	09/01/21	09/01/21 18:45	AS
Isobutanol	ND		ug/L	100	100	1	09/01/21	09/01/21 18:45	AS
Iodomethane	ND		ug/L	1.0	1.0	1	09/01/21	09/01/21 18:45	AS
Methyl tert-butyl ether (MTBE)	1.8		ug/L	1.0	1.0	1	09/01/21	09/01/21 18:45	AS
4-Methyl-2-pentanone	ND		ug/L	5.0	5.0	1	09/01/21	09/01/21 18:45	AS
Methylene chloride	ND		ug/L	1.0	1.0	1	09/01/21	09/01/21 18:45	AS
Methyl methacrylate	ND		ug/L	5.0	5.0	1	09/01/21	09/01/21 18:45	AS
Styrene	ND		ug/L	1.0	1.0	1	09/01/21	09/01/21 18:45	AS
1,1,1,2-Tetrachloroethane	ND		ug/L	1.0	1.0	1	09/01/21	09/01/21 18:45	AS
1,1,2,2-Tetrachloroethane	ND		ug/L	1.0	1.0	1	09/01/21	09/01/21 18:45	AS
Tetrachloroethene	ND		ug/L	1.0	1.0	1	09/01/21	09/01/21 18:45	AS
Toluene	ND		ug/L	1.0	1.0	1	09/01/21	09/01/21 18:45	AS
1,1,1-Trichloroethane	ND		ug/L	1.0	1.0	1	09/01/21	09/01/21 18:45	AS
1,1,2-Trichloroethane	ND		ug/L	1.0	1.0	1	09/01/21	09/01/21 18:45	AS
Trichloroethene	2.1		ug/L	1.0	1.0	1	09/01/21	09/01/21 18:45	AS
Trichlorofluoromethane (Freon 11)	ND		ug/L	1.0	1.0	1	09/01/21	09/01/21 18:45	AS
1,2,3-Trichloropropane	ND		ug/L	1.0	1.0	1	09/01/21	09/01/21 18:45	AS
Vinyl acetate	ND		ug/L	1.0	1.0	1	09/01/21	09/01/21 18:45	AS
Vinyl chloride	7.9		ug/L	1.0	1.0	1	09/01/21	09/01/21 18:45	AS
o-Xylene	ND		ug/L	1.0	1.0	1	09/01/21	09/01/21 18:45	AS
m- & p-Xylenes	ND		ug/L	1.0	1.0	1	09/01/21	09/01/21 18:45	AS
Surrogate: 1,2-Dichloroethane-d4				70-130	109 %		09/01/21	09/01/21 18:45	
Surrogate: Toluene-d8				75-120	99 %		09/01/21	09/01/21 18:45	
Surrogate: 4-Bromofluorobenzene				75-120	101 %		09/01/21	09/01/21 18:45	

The results in this report apply to the samples analyzed in accordance with the chain of custody document. This analytical report must be reproduced in its entirety.



Rabecka Koons, Quality Assurance Officer

Project: GUDE LANDFILL

Project Number: 1556404
Project Manager: Laura Oakes

Report revised to include acrylonitrile. Consolidated report to include all results for all work orders listed on pages 2-4.
Reported:

09/24/21 11:41

OB03

**1083127-03 (Nonpotable Water)
Sample Date: 08/31/21**

Analyte	Result	Notes	Units	Reporting Limit (MRL)	Detection Limit (LOD)	Dilution	Prepared	Analyzed	Analyst
EDB and DBCP by EPA 8011 Prepared by 504.1 EDB/DBCP									
1,2-Dibromo-3-chloropropane	ND		ug/L	0.047	0.047	1	09/02/21	09/02/21 22:26	EH
1,2-Dibromoethane (EDB)	ND		ug/L	0.019	0.019	1	09/02/21	09/02/21 22:26	EH
Total Metals Analysis by EPA 6020B Prepared by 3010A-Metals Digestion									
Hardness as CaCO3	432000		ug/L	500	500	1	09/01/21	09/02/21 13:38	CWK
Antimony	ND		ug/L	1.00	1.00	1	09/01/21	09/02/21 13:38	CWK
Arsenic	2.34		ug/L	1.00	1.00	1	09/01/21	09/02/21 13:38	CWK
Barium	485		ug/L	1.00	1.00	1	09/01/21	09/02/21 13:38	CWK
Beryllium	ND		ug/L	1.00	1.00	1	09/01/21	09/02/21 13:38	CWK
Cadmium	ND		ug/L	1.00	1.00	1	09/01/21	09/02/21 13:38	CWK
Calcium	80600		ug/L	80.0	80.0	1	09/01/21	09/02/21 13:38	CWK
Chromium	3.46		ug/L	1.00	1.00	1	09/01/21	09/02/21 13:38	CWK
Cobalt	54.4		ug/L	1.00	1.00	1	09/01/21	09/02/21 13:38	CWK
Copper	3.09		ug/L	1.00	1.00	1	09/01/21	09/02/21 13:38	CWK
Iron	23900		ug/L	100	5.00	1	09/01/21	09/02/21 13:38	CWK
Lead	ND		ug/L	1.00	1.00	1	09/01/21	09/02/21 13:38	CWK
Magnesium	56000		ug/L	100	100	1	09/01/21	09/02/21 13:38	CWK
Manganese	24400		ug/L	50.0	50.0	50	09/01/21	09/07/21 14:18	CWK
Mercury	ND		ug/L	0.100	0.100	1	09/01/21	09/02/21 13:38	CWK
Nickel	18.1		ug/L	1.00	1.00	1	09/01/21	09/02/21 13:38	CWK
Potassium	7050		ug/L	100	100	1	09/01/21	09/02/21 13:38	CWK
Selenium	ND		ug/L	1.00	1.00	1	09/01/21	09/02/21 13:38	CWK
Silver	ND		ug/L	1.00	1.00	1	09/01/21	09/02/21 13:38	CWK
Sodium	58200		ug/L	100	100	1	09/01/21	09/02/21 13:38	CWK
Thallium	ND		ug/L	1.00	1.00	1	09/01/21	09/02/21 13:38	CWK
Vanadium	ND		ug/L	1.00	1.00	1	09/01/21	09/02/21 13:38	CWK
Zinc	8.55		ug/L	4.00	4.00	1	09/01/21	09/02/21 13:38	CWK

Rabecka Koons

Rabecka Koons, Quality Assurance Officer

The results in this report apply to the samples analyzed in accordance with the chain of custody document. This analytical report must be reproduced in its entirety.

Project: GUDE LANDFILL

Project Number: 1556404
Project Manager: Laura Oakes

Report revised to include acrylonitrile. Consolidated report to include all results for all work orders listed on pages 2-4.
Reported:

09/24/21 11:41

OB03

**1083127-03 (Nonpotable Water)
Sample Date: 08/31/21**

Analyte	Result	Notes	Units	Reporting Limit (MRL)	Detection Limit (LOD)	Dilution	Prepared	Analyzed	Analyst
Chemical Oxygen Demand by EPA 410.4 Prepared by COD (03) Prep									
COD	38.1		mg/L	3.0	3.0	1	09/03/21	09/03/21 16:54	CRP
Conductivity by SM2510 Prepared by Conductivity									
Conductivity	1330		uS/cm			1	09/01/21	09/01/21 16:50	CRP
Anions by EPA 300.0 Prepared by 300.0 Anions Prep									
Chloride	247		mg/L	0.500	0.500	1	08/31/21	09/01/21 01:03	VVD
Nitrate	ND		mg/L	0.050	0.050	1	08/31/21	09/01/21 01:03	VVD
Nitrate (as N)	ND		mg/L	0.011	0.011	1	08/31/21	09/01/21 01:03	VVD
Sulfate	19.2		mg/L	0.3	0.3	1	08/31/21	09/01/21 01:03	VVD
Total Suspended Solids by USGS I-3765-85 Prepared by TSS PREP									
Solids, Suspended	9.8		mg/L	2.2	2.2	1	09/01/21	09/02/21 09:07	LL
Total Dissolved Solids by SM 2540C Prepared by TDS Prep									
Solids, Dissolved	773		mg/L	10.0	10.0	1	09/03/21	09/07/21 17:41	CRP
EPA 350.1 Performed at Pace Analytical Services, LLC - Ormond Beach Lab									
Nitrogen, Ammonia	2.5		mg/L	0.050	0.035	1	09/07/21	09/07/21 15:26	RRB
SM 2320B Performed at Pace Analytical Services, LLC - Ormond Beach Lab									
Alkalinity, Total as CaCO3	317		mg/L	5.0	5.0	1	09/08/21	09/08/21 16:13	AGS



Rabecka Koons, Quality Assurance Officer

The results in this report apply to the samples analyzed in accordance with the chain of custody document. This analytical report must be reproduced in its entirety.

Project: GUDE LANDFILL

Project Number: 1556404
Project Manager: Laura Oakes

Report revised to include acrylonitrile. Consolidated report to include all results for all work orders listed on pages 2-4.
Reported:

09/24/21 11:41

OB03A

1083127-04 (Nonpotable Water)
Sample Date: 08/31/21

Analyte	Result	Notes	Units	Reporting Limit (MRL)	Detection Limit (LOD)	Dilution	Prepared	Analyzed	Analyst
pH measurement by EPA 9040C Prepared by pH (Paper or Meter)									
pH	6.07	O-07	pH Units			1	08/31/21	08/31/21 17:50	ART
Turbidity by EPA 180.1 Prepared by Turbidity Prep									
Turbidity	22.1		NTU	0.500	0.110	1	09/01/21	09/01/21 09:56	CRP
Volatile Organics by EPA 8260B (GC/MS) Prepared by GCMS-WATER-VOLATILES									
Acetone	ND		ug/L	5.0	5.0	1	09/01/21	09/01/21 19:10	AS
Acrylonitrile	ND		ug/L	5.0	5.0	1	09/01/21	09/01/21 19:10	AS
Allyl chloride (3-Chloropropylene)	ND		ug/L	1.0	1.0	1	09/01/21	09/01/21 19:10	AS
Benzene	1.6		ug/L	1.0	1.0	1	09/01/21	09/01/21 19:10	AS
Bromochloromethane	ND		ug/L	1.0	1.0	1	09/01/21	09/01/21 19:10	AS
Bromodichloromethane	ND		ug/L	1.0	1.0	1	09/01/21	09/01/21 19:10	AS
Bromoform	ND		ug/L	1.0	1.0	1	09/01/21	09/01/21 19:10	AS
Bromomethane	ND		ug/L	1.0	1.0	1	09/01/21	09/01/21 19:10	AS
2-Butanone (MEK)	ND		ug/L	5.0	5.0	1	09/01/21	09/01/21 19:10	AS
Carbon disulfide	ND		ug/L	1.0	1.0	1	09/01/21	09/01/21 19:10	AS
Carbon tetrachloride	ND		ug/L	1.0	1.0	1	09/01/21	09/01/21 19:10	AS
Chlorobenzene	2.4		ug/L	1.0	1.0	1	09/01/21	09/01/21 19:10	AS
Chloroethane	1.7		ug/L	1.0	1.0	1	09/01/21	09/01/21 19:10	AS
Chloroform	ND		ug/L	1.0	1.0	1	09/01/21	09/01/21 19:10	AS
Chloromethane	ND		ug/L	1.0	1.0	1	09/01/21	09/01/21 19:10	AS
Chloroprene	ND		ug/L	1.0	1.0	1	09/01/21	09/01/21 19:10	AS
Dibromochloromethane	ND		ug/L	1.0	1.0	1	09/01/21	09/01/21 19:10	AS
1,2-Dibromo-3-chloropropane	ND		ug/L	1.0	1.0	1	09/01/21	09/01/21 19:10	AS
1,2-Dibromoethane (EDB)	ND		ug/L	1.0	1.0	1	09/01/21	09/01/21 19:10	AS
Dibromomethane	ND		ug/L	1.0	1.0	1	09/01/21	09/01/21 19:10	AS
1,2-Dichlorobenzene	1.1		ug/L	1.0	1.0	1	09/01/21	09/01/21 19:10	AS
1,4-Dichlorobenzene	14.3		ug/L	1.0	1.0	1	09/01/21	09/01/21 19:10	AS
trans-1,4-Dichloro-2-butene	ND		ug/L	1.0	1.0	1	09/01/21	09/01/21 19:10	AS
1,1-Dichloroethane	13.4		ug/L	1.0	1.0	1	09/01/21	09/01/21 19:10	AS
1,2-Dichloroethane	1.7		ug/L	1.0	1.0	1	09/01/21	09/01/21 19:10	AS
1,1-Dichloroethene	ND		ug/L	1.0	1.0	1	09/01/21	09/01/21 19:10	AS
cis-1,2-Dichloroethene	38.3		ug/L	1.0	1.0	1	09/01/21	09/01/21 19:10	AS
trans-1,2-Dichloroethene	3.0		ug/L	1.0	1.0	1	09/01/21	09/01/21 19:10	AS
1,2-Dichloropropane	3.3		ug/L	1.0	1.0	1	09/01/21	09/01/21 19:10	AS



Rabecka Koons, Quality Assurance Officer

The results in this report apply to the samples analyzed in accordance with the chain of custody document. This analytical report must be reproduced in its entirety.

Project: GUDE LANDFILL

Project Number: 1556404
Project Manager: Laura Oakes

Report revised to include acrylonitrile. Consolidated report to include all results for all work orders listed on pages 2-4.

Reported:
09/24/21 11:41

OB03A

**1083127-04 (Nonpotable Water)
Sample Date: 08/31/21**

Analyte	Result	Notes	Units	Reporting Limit (MRL)	Detection Limit (LOD)	Dilution	Prepared	Analyzed	Analyst
Volatile Organics by EPA 8260B (GC/MS) Prepared by GCMS-WATER-VOLATILES (continued)									
1,3-Dichloropropane	ND		ug/L	1.0	1.0	1	09/01/21	09/01/21 19:10	AS
2,2-Dichloropropane	ND		ug/L	1.0	1.0	1	09/01/21	09/01/21 19:10	AS
1,1-Dichloropropene	ND		ug/L	1.0	1.0	1	09/01/21	09/01/21 19:10	AS
cis-1,3-Dichloropropene	ND		ug/L	1.0	1.0	1	09/01/21	09/01/21 19:10	AS
trans-1,3-Dichloropropene	ND		ug/L	1.0	1.0	1	09/01/21	09/01/21 19:10	AS
Ethyl methacrylate	ND		ug/L	5.0	5.0	1	09/01/21	09/01/21 19:10	AS
Ethylbenzene	ND		ug/L	1.0	1.0	1	09/01/21	09/01/21 19:10	AS
2-Hexanone	ND		ug/L	5.0	5.0	1	09/01/21	09/01/21 19:10	AS
Isobutanol	ND		ug/L	100	100	1	09/01/21	09/01/21 19:10	AS
Iodomethane	ND		ug/L	1.0	1.0	1	09/01/21	09/01/21 19:10	AS
Methyl tert-butyl ether (MTBE)	1.4		ug/L	1.0	1.0	1	09/01/21	09/01/21 19:10	AS
4-Methyl-2-pentanone	ND		ug/L	5.0	5.0	1	09/01/21	09/01/21 19:10	AS
Methylene chloride	ND		ug/L	1.0	1.0	1	09/01/21	09/01/21 19:10	AS
Methyl methacrylate	ND		ug/L	5.0	5.0	1	09/01/21	09/01/21 19:10	AS
Styrene	ND		ug/L	1.0	1.0	1	09/01/21	09/01/21 19:10	AS
1,1,1,2-Tetrachloroethane	ND		ug/L	1.0	1.0	1	09/01/21	09/01/21 19:10	AS
1,1,2,2-Tetrachloroethane	ND		ug/L	1.0	1.0	1	09/01/21	09/01/21 19:10	AS
Tetrachloroethene	ND		ug/L	1.0	1.0	1	09/01/21	09/01/21 19:10	AS
Toluene	ND		ug/L	1.0	1.0	1	09/01/21	09/01/21 19:10	AS
1,1,1-Trichloroethane	ND		ug/L	1.0	1.0	1	09/01/21	09/01/21 19:10	AS
1,1,2-Trichloroethane	ND		ug/L	1.0	1.0	1	09/01/21	09/01/21 19:10	AS
Trichloroethene	1.8		ug/L	1.0	1.0	1	09/01/21	09/01/21 19:10	AS
Trichlorofluoromethane (Freon 11)	ND		ug/L	1.0	1.0	1	09/01/21	09/01/21 19:10	AS
1,2,3-Trichloropropane	ND		ug/L	1.0	1.0	1	09/01/21	09/01/21 19:10	AS
Vinyl acetate	ND		ug/L	1.0	1.0	1	09/01/21	09/01/21 19:10	AS
Vinyl chloride	6.8		ug/L	1.0	1.0	1	09/01/21	09/01/21 19:10	AS
o-Xylene	ND		ug/L	1.0	1.0	1	09/01/21	09/01/21 19:10	AS
m- & p-Xylenes	ND		ug/L	1.0	1.0	1	09/01/21	09/01/21 19:10	AS
Surrogate: 1,2-Dichloroethane-d4			70-130	104 %	09/01/21		09/01/21 19:10		
Surrogate: Toluene-d8			75-120	105 %	09/01/21		09/01/21 19:10		
Surrogate: 4-Bromofluorobenzene			75-120	99 %	09/01/21		09/01/21 19:10		

The results in this report apply to the samples analyzed in accordance with the chain of custody document. This analytical report must be reproduced in its entirety.



Rabecka Koons, Quality Assurance Officer

Project: GUDE LANDFILL

Project Number: 1556404
Project Manager: Laura Oakes

Report revised to include acrylonitrile. Consolidated report to include all results for all work orders listed on pages 2-4.

Reported:
09/24/21 11:41

OB03A

1083127-04 (Nonpotable Water)
Sample Date: 08/31/21

Analyte	Result	Notes	Units	Reporting Limit (MRL)	Detection Limit (LOD)	Dilution	Prepared	Analyzed	Analyst
EDB and DBCP by EPA 8011 Prepared by 504.1 EDB/DBCP									
1,2-Dibromo-3-chloropropane	ND		ug/L	0.047	0.047	1	09/02/21	09/02/21 22:40	EH
1,2-Dibromoethane (EDB)	ND		ug/L	0.019	0.019	1	09/02/21	09/02/21 22:40	EH
Total Metals Analysis by EPA 6020B Prepared by 3010A-Metals Digestion									
Hardness as CaCO3	452000		ug/L	500	500	1	09/01/21	09/02/21 13:40	CWK
Antimony	ND		ug/L	1.00	1.00	1	09/01/21	09/02/21 13:40	CWK
Arsenic	2.78		ug/L	1.00	1.00	1	09/01/21	09/02/21 13:40	CWK
Barium	345		ug/L	1.00	1.00	1	09/01/21	09/02/21 13:40	CWK
Beryllium	ND		ug/L	1.00	1.00	1	09/01/21	09/02/21 13:40	CWK
Cadmium	ND		ug/L	1.00	1.00	1	09/01/21	09/02/21 13:40	CWK
Calcium	85500		ug/L	80.0	80.0	1	09/01/21	09/02/21 13:40	CWK
Chromium	2.37		ug/L	1.00	1.00	1	09/01/21	09/02/21 13:40	CWK
Cobalt	45.4		ug/L	1.00	1.00	1	09/01/21	09/02/21 13:40	CWK
Copper	3.45		ug/L	1.00	1.00	1	09/01/21	09/02/21 13:40	CWK
Iron	22700		ug/L	100	5.00	1	09/01/21	09/02/21 13:40	CWK
Lead	ND		ug/L	1.00	1.00	1	09/01/21	09/02/21 13:40	CWK
Magnesium	58000		ug/L	100	100	1	09/01/21	09/02/21 13:40	CWK
Manganese	21000		ug/L	50.0	50.0	50	09/01/21	09/07/21 14:20	CWK
Mercury	ND		ug/L	0.100	0.100	1	09/01/21	09/02/21 13:40	CWK
Nickel	12.9		ug/L	1.00	1.00	1	09/01/21	09/02/21 13:40	CWK
Potassium	8870		ug/L	100	100	1	09/01/21	09/02/21 13:40	CWK
Selenium	ND		ug/L	1.00	1.00	1	09/01/21	09/02/21 13:40	CWK
Silver	ND		ug/L	1.00	1.00	1	09/01/21	09/02/21 13:40	CWK
Sodium	61400		ug/L	100	100	1	09/01/21	09/02/21 13:40	CWK
Thallium	ND		ug/L	1.00	1.00	1	09/01/21	09/02/21 13:40	CWK
Vanadium	ND		ug/L	1.00	1.00	1	09/01/21	09/02/21 13:40	CWK
Zinc	11.9		ug/L	4.00	4.00	1	09/01/21	09/02/21 13:40	CWK

The results in this report apply to the samples analyzed in accordance with the chain of custody document. This analytical report must be reproduced in its entirety.



Rabecka Koons, Quality Assurance Officer

Project: GUDE LANDFILL

Project Number: 1556404
Project Manager: Laura Oakes

Report revised to include acrylonitrile. Consolidated report to include all results for all work orders listed on pages 2-4.
Reported:

09/24/21 11:41

OB03A

1083127-04 (Nonpotable Water)
Sample Date: 08/31/21

Analyte	Result	Notes	Units	Reporting Limit (MRL)	Detection Limit (LOD)	Dilution	Prepared	Analyzed	Analyst
Chemical Oxygen Demand by EPA 410.4 Prepared by COD (03) Prep									
COD	36.2		mg/L	3.0	3.0	1	09/03/21	09/03/21 16:54	CRP
Conductivity by SM2510 Prepared by Conductivity									
Conductivity	1340		uS/cm			1	09/01/21	09/01/21 16:50	CRP
Anions by EPA 300.0 Prepared by 300.0 Anions Prep									
Chloride	226		mg/L	0.500	0.500	1	08/31/21	09/01/21 01:25	VVD
Nitrate	ND		mg/L	0.050	0.050	1	08/31/21	09/01/21 01:25	VVD
Nitrate (as N)	ND		mg/L	0.011	0.011	1	08/31/21	09/01/21 01:25	VVD
Sulfate	25.2		mg/L	0.3	0.3	1	08/31/21	09/01/21 01:25	VVD
Total Suspended Solids by USGS I-3765-85 Prepared by TSS PREP									
Solids, Suspended	11.7		mg/L	2.2	2.2	1	09/01/21	09/02/21 09:07	LL
Total Dissolved Solids by SM 2540C Prepared by TDS Prep									
Solids, Dissolved	747		mg/L	10.0	10.0	1	09/03/21	09/07/21 17:41	CRP
EPA 350.1 Performed at Pace Analytical Services, LLC - Ormond Beach Lab									
Nitrogen, Ammonia	2.6		mg/L	0.050	0.035	1	09/07/21	09/07/21 15:28	RRB
SM 2320B Performed at Pace Analytical Services, LLC - Ormond Beach Lab									
Alkalinity, Total as CaCO3	342		mg/L	5.0	5.0	1	09/08/21	09/08/21 16:26	AGS

Rabecka Koons

Rabecka Koons, Quality Assurance Officer

The results in this report apply to the samples analyzed in accordance with the chain of custody document. This analytical report must be reproduced in its entirety.

Project: GUDE LANDFILL

Project Number: 1556404
Project Manager: Laura Oakes

Report revised to include acrylonitrile. Consolidated report to include all results for all work orders listed on pages 2-4.
Reported:

09/24/21 11:41

MW-8

**1083127-05 (Nonpotable Water)
Sample Date: 08/31/21**

Analyte	Result	Notes	Units	Reporting Limit (MRL)	Detection Limit (LOD)	Dilution	Prepared	Analyzed	Analyst
pH measurement by EPA 9040C Prepared by pH (Paper or Meter)									
pH	6.99	O-07	pH Units			1	08/31/21	08/31/21 17:50	ART
Turbidity by EPA 180.1 Prepared by Turbidity Prep									
Turbidity	9.19		NTU	0.500	0.110	1	09/01/21	09/01/21 10:00	CRP
Volatile Organics by EPA 8260B (GC/MS) Prepared by GCMS-WATER-VOLATILES									
Acetone	ND		ug/L	5.0	5.0	1	09/01/21	09/01/21 19:34	AS
Acrylonitrile	ND		ug/L	5.0	5.0	1	09/01/21	09/01/21 19:34	AS
Allyl chloride (3-Chloropropylene)	ND		ug/L	1.0	1.0	1	09/01/21	09/01/21 19:34	AS
Benzene	ND		ug/L	1.0	1.0	1	09/01/21	09/01/21 19:34	AS
Bromochloromethane	ND		ug/L	1.0	1.0	1	09/01/21	09/01/21 19:34	AS
Bromodichloromethane	ND		ug/L	1.0	1.0	1	09/01/21	09/01/21 19:34	AS
Bromoform	ND		ug/L	1.0	1.0	1	09/01/21	09/01/21 19:34	AS
Bromomethane	ND		ug/L	1.0	1.0	1	09/01/21	09/01/21 19:34	AS
2-Butanone (MEK)	ND		ug/L	5.0	5.0	1	09/01/21	09/01/21 19:34	AS
Carbon disulfide	ND		ug/L	1.0	1.0	1	09/01/21	09/01/21 19:34	AS
Carbon tetrachloride	ND		ug/L	1.0	1.0	1	09/01/21	09/01/21 19:34	AS
Chlorobenzene	ND		ug/L	1.0	1.0	1	09/01/21	09/01/21 19:34	AS
Chloroethane	ND		ug/L	1.0	1.0	1	09/01/21	09/01/21 19:34	AS
Chloroform	ND		ug/L	1.0	1.0	1	09/01/21	09/01/21 19:34	AS
Chloromethane	ND		ug/L	1.0	1.0	1	09/01/21	09/01/21 19:34	AS
Chloroprene	ND		ug/L	1.0	1.0	1	09/01/21	09/01/21 19:34	AS
Dibromochloromethane	ND		ug/L	1.0	1.0	1	09/01/21	09/01/21 19:34	AS
1,2-Dibromo-3-chloropropane	ND		ug/L	1.0	1.0	1	09/01/21	09/01/21 19:34	AS
1,2-Dibromoethane (EDB)	ND		ug/L	1.0	1.0	1	09/01/21	09/01/21 19:34	AS
Dibromomethane	ND		ug/L	1.0	1.0	1	09/01/21	09/01/21 19:34	AS
1,2-Dichlorobenzene	ND		ug/L	1.0	1.0	1	09/01/21	09/01/21 19:34	AS
1,4-Dichlorobenzene	ND		ug/L	1.0	1.0	1	09/01/21	09/01/21 19:34	AS
trans-1,4-Dichloro-2-butene	ND		ug/L	1.0	1.0	1	09/01/21	09/01/21 19:34	AS
1,1-Dichloroethane	ND		ug/L	1.0	1.0	1	09/01/21	09/01/21 19:34	AS
1,2-Dichloroethane	ND		ug/L	1.0	1.0	1	09/01/21	09/01/21 19:34	AS
1,1-Dichloroethene	ND		ug/L	1.0	1.0	1	09/01/21	09/01/21 19:34	AS
cis-1,2-Dichloroethene	ND		ug/L	1.0	1.0	1	09/01/21	09/01/21 19:34	AS
trans-1,2-Dichloroethene	ND		ug/L	1.0	1.0	1	09/01/21	09/01/21 19:34	AS



Rabecka Koons, Quality Assurance Officer

The results in this report apply to the samples analyzed in accordance with the chain of custody document. This analytical report must be reproduced in its entirety.

Project: GUDE LANDFILL

Project Number: 1556404
Project Manager: Laura Oakes

Report revised to include acrylonitrile. Consolidated report to include all results for all work orders listed on pages 2-4.
Reported:

09/24/21 11:41

MW-8

**1083127-05 (Nonpotable Water)
Sample Date: 08/31/21**

Analyte	Result	Notes	Units	Reporting Limit (MRL)	Detection Limit (LOD)	Dilution	Prepared	Analyzed	Analyst
Volatile Organics by EPA 8260B (GC/MS) Prepared by GCMS-WATER-VOLATILES (continued)									
1,2-Dichloropropane	ND		ug/L	1.0	1.0	1	09/01/21	09/01/21 19:34	AS
1,3-Dichloropropane	ND		ug/L	1.0	1.0	1	09/01/21	09/01/21 19:34	AS
2,2-Dichloropropane	ND		ug/L	1.0	1.0	1	09/01/21	09/01/21 19:34	AS
1,1-Dichloropropene	ND		ug/L	1.0	1.0	1	09/01/21	09/01/21 19:34	AS
cis-1,3-Dichloropropene	ND		ug/L	1.0	1.0	1	09/01/21	09/01/21 19:34	AS
trans-1,3-Dichloropropene	ND		ug/L	1.0	1.0	1	09/01/21	09/01/21 19:34	AS
Ethyl methacrylate	ND		ug/L	5.0	5.0	1	09/01/21	09/01/21 19:34	AS
Ethylbenzene	ND		ug/L	1.0	1.0	1	09/01/21	09/01/21 19:34	AS
2-Hexanone	ND		ug/L	5.0	5.0	1	09/01/21	09/01/21 19:34	AS
Isobutanol	ND		ug/L	100	100	1	09/01/21	09/01/21 19:34	AS
Iodomethane	ND		ug/L	1.0	1.0	1	09/01/21	09/01/21 19:34	AS
Methyl tert-butyl ether (MTBE)	ND		ug/L	1.0	1.0	1	09/01/21	09/01/21 19:34	AS
4-Methyl-2-pentanone	ND		ug/L	5.0	5.0	1	09/01/21	09/01/21 19:34	AS
Methylene chloride	ND		ug/L	1.0	1.0	1	09/01/21	09/01/21 19:34	AS
Methyl methacrylate	ND		ug/L	5.0	5.0	1	09/01/21	09/01/21 19:34	AS
Styrene	ND		ug/L	1.0	1.0	1	09/01/21	09/01/21 19:34	AS
1,1,1,2-Tetrachloroethane	ND		ug/L	1.0	1.0	1	09/01/21	09/01/21 19:34	AS
1,1,2,2-Tetrachloroethane	ND		ug/L	1.0	1.0	1	09/01/21	09/01/21 19:34	AS
Tetrachloroethene	ND		ug/L	1.0	1.0	1	09/01/21	09/01/21 19:34	AS
Toluene	ND		ug/L	1.0	1.0	1	09/01/21	09/01/21 19:34	AS
1,1,1-Trichloroethane	ND		ug/L	1.0	1.0	1	09/01/21	09/01/21 19:34	AS
1,1,2-Trichloroethane	ND		ug/L	1.0	1.0	1	09/01/21	09/01/21 19:34	AS
Trichloroethene	ND		ug/L	1.0	1.0	1	09/01/21	09/01/21 19:34	AS
Trichlorofluoromethane (Freon 11)	ND		ug/L	1.0	1.0	1	09/01/21	09/01/21 19:34	AS
1,2,3-Trichloropropane	ND		ug/L	1.0	1.0	1	09/01/21	09/01/21 19:34	AS
Vinyl acetate	ND		ug/L	1.0	1.0	1	09/01/21	09/01/21 19:34	AS
Vinyl chloride	ND		ug/L	1.0	1.0	1	09/01/21	09/01/21 19:34	AS
o-Xylene	ND		ug/L	1.0	1.0	1	09/01/21	09/01/21 19:34	AS
m- & p-Xylenes	ND		ug/L	1.0	1.0	1	09/01/21	09/01/21 19:34	AS
Surrogate: 1,2-Dichloroethane-d4			70-130	107 %	09/01/21		09/01/21 19:34		
Surrogate: Toluene-d8			75-120	104 %	09/01/21		09/01/21 19:34		
Surrogate: 4-Bromofluorobenzene			75-120	106 %	09/01/21		09/01/21 19:34		



The results in this report apply to the samples analyzed in accordance with the chain of custody document. This analytical report must be reproduced in its entirety.

Rabecka Koons, Quality Assurance Officer

Project: GUDE LANDFILL

Report revised to include acrylonitrile. Consolidated report to include all results for all work orders listed on pages 2-4.

Project Number: 1556404

Project Manager: Laura Oakes

Reported:

09/24/21 11:41

MW-8

1083127-05 (Nonpotable Water)

Sample Date: 08/31/21

Analyte	Result	Notes	Units	Reporting Limit (MRL)	Detection Limit (LOD)	Dilution	Prepared	Analyzed	Analyst
EDB and DBCP by EPA 8011 Prepared by 504.1 EDB/DBCP									
1,2-Dibromo-3-chloropropane	ND		ug/L	0.048	0.048	1	09/02/21	09/02/21 22:55	EH
1,2-Dibromoethane (EDB)	ND		ug/L	0.019	0.019	1	09/02/21	09/02/21 22:55	EH
Total Metals Analysis by EPA 6020B Prepared by 3010A-Metals Digestion									
Hardness as CaCO3	566000		ug/L	500	500	1	09/01/21	09/02/21 13:48	CWK
Antimony	ND		ug/L	1.00	1.00	1	09/01/21	09/02/21 13:48	CWK
Arsenic	ND		ug/L	1.00	1.00	1	09/01/21	09/02/21 13:48	CWK
Barium	140		ug/L	1.00	1.00	1	09/01/21	09/02/21 13:48	CWK
Beryllium	ND		ug/L	1.00	1.00	1	09/01/21	09/02/21 13:48	CWK
Cadmium	ND		ug/L	1.00	1.00	1	09/01/21	09/02/21 13:48	CWK
Calcium	94200		ug/L	80.0	80.0	1	09/01/21	09/02/21 13:48	CWK
Chromium	13.2		ug/L	1.00	1.00	1	09/01/21	09/02/21 13:48	CWK
Cobalt	2.84		ug/L	1.00	1.00	1	09/01/21	09/02/21 13:48	CWK
Copper	6.13		ug/L	1.00	1.00	1	09/01/21	09/02/21 13:48	CWK
Iron	737		ug/L	100	5.00	1	09/01/21	09/02/21 13:48	CWK
Lead	ND		ug/L	1.00	1.00	1	09/01/21	09/02/21 13:48	CWK
Magnesium	80300		ug/L	100	100	1	09/01/21	09/02/21 13:48	CWK
Manganese	59.9		ug/L	1.00	1.00	1	09/01/21	09/02/21 13:48	CWK
Mercury	ND		ug/L	0.100	0.100	1	09/01/21	09/02/21 13:48	CWK
Nickel	12.4		ug/L	1.00	1.00	1	09/01/21	09/02/21 13:48	CWK
Potassium	13200		ug/L	100	100	1	09/01/21	09/02/21 13:48	CWK
Selenium	ND		ug/L	1.00	1.00	1	09/01/21	09/02/21 13:48	CWK
Silver	ND		ug/L	1.00	1.00	1	09/01/21	09/02/21 13:48	CWK
Sodium	79400		ug/L	100	100	1	09/01/21	09/02/21 13:48	CWK
Thallium	ND		ug/L	1.00	1.00	1	09/01/21	09/02/21 13:48	CWK
Vanadium	2.52		ug/L	1.00	1.00	1	09/01/21	09/02/21 13:48	CWK
Zinc	ND		ug/L	4.00	4.00	1	09/01/21	09/02/21 13:48	CWK



Rabecka Koons, Quality Assurance Officer

The results in this report apply to the samples analyzed in accordance with the chain of custody document. This analytical report must be reproduced in its entirety.

1500 Caton Center Dr Suite G
Baltimore MD 21227
410-247-7600
www.mdspectral.com
MD DW LabID 153

Project: GUDE LANDFILL

Project Number: 1556404
Project Manager: Laura Oakes

Report revised to include acrylonitrile. Consolidated report to include all results for all work orders listed on pages 2-4.

Reported:
09/24/21 11:41

MW-8

1083127-05 (Nonpotable Water)
Sample Date: 08/31/21

Analyte	Result	Notes	Units	Reporting Limit (MRL)	Detection Limit (LOD)	Dilution	Prepared	Analyzed	Analyst
Chemical Oxygen Demand by EPA 410.4 Prepared by COD (03) Prep									
COD	34.6		mg/L	3.0	3.0	1	09/03/21	09/03/21 16:55	CRP
Conductivity by SM2510 Prepared by Conductivity									
Conductivity	1340		uS/cm			1	09/01/21	09/01/21 16:50	CRP
Anions by EPA 300.0 Prepared by 300.0 Anions Prep									
Chloride	105		mg/L	0.500	0.500	1	08/31/21	09/01/21 02:30	VVD
Nitrate	8.83		mg/L	0.050	0.050	1	08/31/21	09/01/21 02:30	VVD
Nitrate (as N)	1.99		mg/L	0.011	0.011	1	08/31/21	09/01/21 02:30	VVD
Sulfate	36.1		mg/L	0.3	0.3	1	08/31/21	09/01/21 02:30	VVD
Total Suspended Solids by USGS I-3765-85 Prepared by TSS PREP									
Solids, Suspended	95.7		mg/L	3.1	3.1	1	09/01/21	09/02/21 09:07	LL
Total Dissolved Solids by SM 2540C Prepared by TDS Prep									
Solids, Dissolved	791		mg/L	10.0	10.0	1	09/03/21	09/07/21 17:41	CRP
EPA 350.1 Performed at Pace Analytical Services, LLC - Ormond Beach Lab									
Nitrogen, Ammonia	ND		mg/L	0.050	0.035	1	09/07/21	09/07/21 15:30	RRB
SM 2320B Performed at Pace Analytical Services, LLC - Ormond Beach Lab									
Alkalinity, Total as CaCO3	653		mg/L	5.0	5.0	1	09/08/21	09/08/21 16:35	AGS



The results in this report apply to the samples analyzed in accordance with the chain of custody document. This analytical report must be reproduced in its entirety.

Rabecka Koons, Quality Assurance Officer

Project: GUDE LANDFILL

Project Number: 1556404
Project Manager: Laura Oakes

Report revised to include acrylonitrile. Consolidated report to include all results for all work orders listed on pages 2-4.
Reported:

09/24/21 11:41

MW-7

**1083127-06 (Nonpotable Water)
Sample Date: 08/31/21**

Analyte	Result	Notes	Units	Reporting Limit (MRL)	Detection Limit (LOD)	Dilution	Prepared	Analyzed	Analyst
pH measurement by EPA 9040C Prepared by pH (Paper or Meter)									
pH	6.04	O-07	pH Units			1	08/31/21	08/31/21 17:50	ART
Turbidity by EPA 180.1 Prepared by Turbidity Prep									
Turbidity	3.13		NTU	0.500	0.110	1	09/01/21	09/01/21 10:03	CRP
Volatile Organics by EPA 8260B (GC/MS) Prepared by GCMS-WATER-VOLATILES									
Acetone	ND		ug/L	5.0	5.0	1	09/01/21	09/01/21 19:59	AS
Acrylonitrile	ND		ug/L	5.0	5.0	1	09/01/21	09/01/21 19:59	AS
Allyl chloride (3-Chloropropylene)	ND		ug/L	1.0	1.0	1	09/01/21	09/01/21 19:59	AS
Benzene	ND		ug/L	1.0	1.0	1	09/01/21	09/01/21 19:59	AS
Bromochloromethane	ND		ug/L	1.0	1.0	1	09/01/21	09/01/21 19:59	AS
Bromodichloromethane	ND		ug/L	1.0	1.0	1	09/01/21	09/01/21 19:59	AS
Bromoform	ND		ug/L	1.0	1.0	1	09/01/21	09/01/21 19:59	AS
Bromomethane	ND		ug/L	1.0	1.0	1	09/01/21	09/01/21 19:59	AS
2-Butanone (MEK)	ND		ug/L	5.0	5.0	1	09/01/21	09/01/21 19:59	AS
Carbon disulfide	ND		ug/L	1.0	1.0	1	09/01/21	09/01/21 19:59	AS
Carbon tetrachloride	ND		ug/L	1.0	1.0	1	09/01/21	09/01/21 19:59	AS
Chlorobenzene	ND		ug/L	1.0	1.0	1	09/01/21	09/01/21 19:59	AS
Chloroethane	ND		ug/L	1.0	1.0	1	09/01/21	09/01/21 19:59	AS
Chloroform	ND		ug/L	1.0	1.0	1	09/01/21	09/01/21 19:59	AS
Chloromethane	ND		ug/L	1.0	1.0	1	09/01/21	09/01/21 19:59	AS
Chloroprene	ND		ug/L	1.0	1.0	1	09/01/21	09/01/21 19:59	AS
Dibromochloromethane	ND		ug/L	1.0	1.0	1	09/01/21	09/01/21 19:59	AS
1,2-Dibromo-3-chloropropane	ND		ug/L	1.0	1.0	1	09/01/21	09/01/21 19:59	AS
1,2-Dibromoethane (EDB)	ND		ug/L	1.0	1.0	1	09/01/21	09/01/21 19:59	AS
Dibromomethane	ND		ug/L	1.0	1.0	1	09/01/21	09/01/21 19:59	AS
1,2-Dichlorobenzene	ND		ug/L	1.0	1.0	1	09/01/21	09/01/21 19:59	AS
1,4-Dichlorobenzene	1.7		ug/L	1.0	1.0	1	09/01/21	09/01/21 19:59	AS
trans-1,4-Dichloro-2-butene	ND		ug/L	1.0	1.0	1	09/01/21	09/01/21 19:59	AS
1,1-Dichloroethane	ND		ug/L	1.0	1.0	1	09/01/21	09/01/21 19:59	AS
1,2-Dichloroethane	ND		ug/L	1.0	1.0	1	09/01/21	09/01/21 19:59	AS
1,1-Dichloroethene	ND		ug/L	1.0	1.0	1	09/01/21	09/01/21 19:59	AS
cis-1,2-Dichloroethene	2.2		ug/L	1.0	1.0	1	09/01/21	09/01/21 19:59	AS
trans-1,2-Dichloroethene	ND		ug/L	1.0	1.0	1	09/01/21	09/01/21 19:59	AS

The results in this report apply to the samples analyzed in accordance with the chain of custody document. This analytical report must be reproduced in its entirety.



Rabecka Koons, Quality Assurance Officer

Project: GUDE LANDFILL

Report revised to include acrylonitrile. Consolidated report to include all results for all work orders listed on pages 2-4.

Project Number: 1556404

Project Manager: Laura Oakes

Reported:

09/24/21 11:41

MW-7

1083127-06 (Nonpotable Water)

Sample Date: 08/31/21

Analyte	Result	Notes	Units	Reporting Limit (MRL)	Detection Limit (LOD)	Dilution	Prepared	Analyzed	Analyst
Volatile Organics by EPA 8260B (GC/MS) Prepared by GCMS-WATER-VOLATILES (continued)									
1,2-Dichloropropane	ND		ug/L	1.0	1.0	1	09/01/21	09/01/21 19:59	AS
1,3-Dichloropropane	ND		ug/L	1.0	1.0	1	09/01/21	09/01/21 19:59	AS
2,2-Dichloropropane	ND		ug/L	1.0	1.0	1	09/01/21	09/01/21 19:59	AS
1,1-Dichloropropene	ND		ug/L	1.0	1.0	1	09/01/21	09/01/21 19:59	AS
cis-1,3-Dichloropropene	ND		ug/L	1.0	1.0	1	09/01/21	09/01/21 19:59	AS
trans-1,3-Dichloropropene	ND		ug/L	1.0	1.0	1	09/01/21	09/01/21 19:59	AS
Ethyl methacrylate	ND		ug/L	5.0	5.0	1	09/01/21	09/01/21 19:59	AS
Ethylbenzene	ND		ug/L	1.0	1.0	1	09/01/21	09/01/21 19:59	AS
2-Hexanone	ND		ug/L	5.0	5.0	1	09/01/21	09/01/21 19:59	AS
Isobutanol	ND		ug/L	100	100	1	09/01/21	09/01/21 19:59	AS
Iodomethane	ND		ug/L	1.0	1.0	1	09/01/21	09/01/21 19:59	AS
Methyl tert-butyl ether (MTBE)	ND		ug/L	1.0	1.0	1	09/01/21	09/01/21 19:59	AS
4-Methyl-2-pentanone	ND		ug/L	5.0	5.0	1	09/01/21	09/01/21 19:59	AS
Methylene chloride	ND		ug/L	1.0	1.0	1	09/01/21	09/01/21 19:59	AS
Methyl methacrylate	ND		ug/L	5.0	5.0	1	09/01/21	09/01/21 19:59	AS
Styrene	ND		ug/L	1.0	1.0	1	09/01/21	09/01/21 19:59	AS
1,1,1,2-Tetrachloroethane	ND		ug/L	1.0	1.0	1	09/01/21	09/01/21 19:59	AS
1,1,2,2-Tetrachloroethane	ND		ug/L	1.0	1.0	1	09/01/21	09/01/21 19:59	AS
Tetrachloroethene	ND		ug/L	1.0	1.0	1	09/01/21	09/01/21 19:59	AS
Toluene	ND		ug/L	1.0	1.0	1	09/01/21	09/01/21 19:59	AS
1,1,1-Trichloroethane	ND		ug/L	1.0	1.0	1	09/01/21	09/01/21 19:59	AS
1,1,2-Trichloroethane	ND		ug/L	1.0	1.0	1	09/01/21	09/01/21 19:59	AS
Trichloroethene	ND		ug/L	1.0	1.0	1	09/01/21	09/01/21 19:59	AS
Trichlorofluoromethane (Freon 11)	ND		ug/L	1.0	1.0	1	09/01/21	09/01/21 19:59	AS
1,2,3-Trichloropropane	ND		ug/L	1.0	1.0	1	09/01/21	09/01/21 19:59	AS
Vinyl acetate	ND		ug/L	1.0	1.0	1	09/01/21	09/01/21 19:59	AS
Vinyl chloride	ND		ug/L	1.0	1.0	1	09/01/21	09/01/21 19:59	AS
o-Xylene	ND		ug/L	1.0	1.0	1	09/01/21	09/01/21 19:59	AS
m- & p-Xylenes	ND		ug/L	1.0	1.0	1	09/01/21	09/01/21 19:59	AS
Surrogate: 1,2-Dichloroethane-d4			70-130	110 %	09/01/21		09/01/21 19:59		
Surrogate: Toluene-d8			75-120	105 %	09/01/21		09/01/21 19:59		
Surrogate: 4-Bromofluorobenzene			75-120	98 %	09/01/21		09/01/21 19:59		



Rabecka Koons, Quality Assurance Officer

The results in this report apply to the samples analyzed in accordance with the chain of custody document. This analytical report must be reproduced in its entirety.

Project: GUDE LANDFILL

Project Number: 1556404
Project Manager: Laura Oakes

Report revised to include acrylonitrile. Consolidated report to include all results for all work orders listed on pages 2-4.

Reported:
09/24/21 11:41

MW-7

**1083127-06 (Nonpotable Water)
Sample Date: 08/31/21**

Analyte	Result	Notes	Units	Reporting Limit (MRL)	Detection Limit (LOD)	Dilution	Prepared	Analyzed	Analyst
EDB and DBCP by EPA 8011 Prepared by 504.1 EDB/DBCP									
1,2-Dibromo-3-chloropropane	ND		ug/L	0.048	0.048	1	09/02/21	09/02/21 23:11	EH
1,2-Dibromoethane (EDB)	ND		ug/L	0.019	0.019	1	09/02/21	09/02/21 23:11	EH
Total Metals Analysis by EPA 6020B Prepared by 3010A-Metals Digestion									
Hardness as CaCO3	252000		ug/L	500	500	1	09/01/21	09/02/21 13:50	CWK
Antimony	ND		ug/L	1.00	1.00	1	09/01/21	09/02/21 13:50	CWK
Arsenic	ND		ug/L	1.00	1.00	1	09/01/21	09/02/21 13:50	CWK
Barium	82.4		ug/L	1.00	1.00	1	09/01/21	09/02/21 13:50	CWK
Beryllium	ND		ug/L	1.00	1.00	1	09/01/21	09/02/21 13:50	CWK
Cadmium	ND		ug/L	1.00	1.00	1	09/01/21	09/02/21 13:50	CWK
Calcium	50100		ug/L	80.0	80.0	1	09/01/21	09/02/21 13:50	CWK
Chromium	3.02		ug/L	1.00	1.00	1	09/01/21	09/02/21 13:50	CWK
Cobalt	11.2		ug/L	1.00	1.00	1	09/01/21	09/02/21 13:50	CWK
Copper	5.86		ug/L	1.00	1.00	1	09/01/21	09/02/21 13:50	CWK
Iron	999		ug/L	100	5.00	1	09/01/21	09/02/21 13:50	CWK
Lead	ND		ug/L	1.00	1.00	1	09/01/21	09/02/21 13:50	CWK
Magnesium	30900		ug/L	100	100	1	09/01/21	09/02/21 13:50	CWK
Manganese	2350		ug/L	5.00	5.00	5	09/01/21	09/07/21 14:23	CWK
Mercury	ND		ug/L	0.100	0.100	1	09/01/21	09/02/21 13:50	CWK
Nickel	6.76		ug/L	1.00	1.00	1	09/01/21	09/02/21 13:50	CWK
Potassium	3710		ug/L	100	100	1	09/01/21	09/02/21 13:50	CWK
Selenium	ND		ug/L	1.00	1.00	1	09/01/21	09/02/21 13:50	CWK
Silver	ND		ug/L	1.00	1.00	1	09/01/21	09/02/21 13:50	CWK
Sodium	52500		ug/L	100	100	1	09/01/21	09/02/21 13:50	CWK
Thallium	ND		ug/L	1.00	1.00	1	09/01/21	09/02/21 13:50	CWK
Vanadium	1.68		ug/L	1.00	1.00	1	09/01/21	09/02/21 13:50	CWK
Zinc	5.77		ug/L	4.00	4.00	1	09/01/21	09/02/21 13:50	CWK



Rabecka Koons, Quality Assurance Officer

The results in this report apply to the samples analyzed in accordance with the chain of custody document. This analytical report must be reproduced in its entirety.

Project: GUDE LANDFILL

Report revised to include acrylonitrile. Consolidated report to include all results for all work orders listed on pages 2-4.

Project Number: 1556404

Project Manager: Laura Oakes

Reported:

09/24/21 11:41

MW-7

1083127-06 (Nonpotable Water)

Sample Date: 08/31/21

Analyte	Result	Notes	Units	Reporting Limit (MRL)	Detection Limit (LOD)	Dilution	Prepared	Analyzed	Analyst
Chemical Oxygen Demand by EPA 410.4 Prepared by COD (03) Prep									
COD	29.5		mg/L	3.0	3.0	1	09/03/21	09/03/21 16:55	CRP
Conductivity by SM2510 Prepared by Conductivity									
Conductivity	760		uS/cm			1	09/01/21	09/01/21 16:50	CRP
Anions by EPA 300.0 Prepared by 300.0 Anions Prep									
Chloride	101		mg/L	0.500	0.500	1	08/31/21	09/01/21 02:51	VVD
Nitrate	2.16		mg/L	0.050	0.050	1	08/31/21	09/01/21 02:51	VVD
Nitrate (as N)	0.489		mg/L	0.011	0.011	1	08/31/21	09/01/21 02:51	VVD
Sulfate	90.3		mg/L	0.3	0.3	1	08/31/21	09/01/21 02:51	VVD
Total Suspended Solids by USGS I-3765-85 Prepared by TSS PREP									
Solids, Suspended	6.6		mg/L	2.2	2.2	1	09/01/21	09/02/21 09:07	LL
Total Dissolved Solids by SM 2540C Prepared by TDS Prep									
Solids, Dissolved	309		mg/L	10.0	10.0	1	09/03/21	09/07/21 17:41	CRP
EPA 350.1 Performed at Pace Analytical Services, LLC - Ormond Beach Lab									
Nitrogen, Ammonia	0.44		mg/L	0.050	0.035	1	09/07/21	09/07/21 15:35	RRB
SM 2320B Performed at Pace Analytical Services, LLC - Ormond Beach Lab									
Alkalinity, Total as CaCO3	198		mg/L	5.0	5.0	1	09/08/21	09/08/21 16:41	AGS

Rabecka Koons

The results in this report apply to the samples analyzed in accordance with the chain of custody document. This analytical report must be reproduced in its entirety.

Rabecka Koons, Quality Assurance Officer

Project: GUDE LANDFILL

Project Number: 1556404
Project Manager: Laura Oakes

Report revised to include acrylonitrile. Consolidated report to include all results for all work orders listed on pages 2-4.
Reported:

09/24/21 11:41

OB02

**1083127-07 (Nonpotable Water)
Sample Date: 08/31/21**

Analyte	Result	Notes	Units	Reporting Limit (MRL)	Detection Limit (LOD)	Dilution	Prepared	Analyzed	Analyst
pH measurement by EPA 9040C Prepared by pH (Paper or Meter)									
pH	6.26	O-07	pH Units			1	08/31/21	08/31/21 17:50	ART
Turbidity by EPA 180.1 Prepared by Turbidity Prep									
Turbidity	5.07		NTU	0.500	0.110	1	09/01/21	09/01/21 10:08	CRP
Volatile Organics by EPA 8260B (GC/MS) Prepared by GCMS-WATER-VOLATILES									
Acetone	ND		ug/L	5.0	5.0	1	09/01/21	09/01/21 20:24	AS
Acrylonitrile	ND		ug/L	5.0	5.0	1	09/01/21	09/01/21 20:24	AS
Allyl chloride (3-Chloropropylene)	ND		ug/L	1.0	1.0	1	09/01/21	09/01/21 20:24	AS
Benzene	ND		ug/L	1.0	1.0	1	09/01/21	09/01/21 20:24	AS
Bromochloromethane	ND		ug/L	1.0	1.0	1	09/01/21	09/01/21 20:24	AS
Bromodichloromethane	ND		ug/L	1.0	1.0	1	09/01/21	09/01/21 20:24	AS
Bromoform	ND		ug/L	1.0	1.0	1	09/01/21	09/01/21 20:24	AS
Bromomethane	ND		ug/L	1.0	1.0	1	09/01/21	09/01/21 20:24	AS
2-Butanone (MEK)	ND		ug/L	5.0	5.0	1	09/01/21	09/01/21 20:24	AS
Carbon disulfide	ND		ug/L	1.0	1.0	1	09/01/21	09/01/21 20:24	AS
Carbon tetrachloride	ND		ug/L	1.0	1.0	1	09/01/21	09/01/21 20:24	AS
Chlorobenzene	ND		ug/L	1.0	1.0	1	09/01/21	09/01/21 20:24	AS
Chloroethane	ND		ug/L	1.0	1.0	1	09/01/21	09/01/21 20:24	AS
Chloroform	ND		ug/L	1.0	1.0	1	09/01/21	09/01/21 20:24	AS
Chloromethane	ND		ug/L	1.0	1.0	1	09/01/21	09/01/21 20:24	AS
Chloroprene	ND		ug/L	1.0	1.0	1	09/01/21	09/01/21 20:24	AS
Dibromochloromethane	ND		ug/L	1.0	1.0	1	09/01/21	09/01/21 20:24	AS
1,2-Dibromo-3-chloropropane	ND		ug/L	1.0	1.0	1	09/01/21	09/01/21 20:24	AS
1,2-Dibromoethane (EDB)	ND		ug/L	1.0	1.0	1	09/01/21	09/01/21 20:24	AS
Dibromomethane	ND		ug/L	1.0	1.0	1	09/01/21	09/01/21 20:24	AS
1,2-Dichlorobenzene	ND		ug/L	1.0	1.0	1	09/01/21	09/01/21 20:24	AS
1,4-Dichlorobenzene	ND		ug/L	1.0	1.0	1	09/01/21	09/01/21 20:24	AS
trans-1,4-Dichloro-2-butene	ND		ug/L	1.0	1.0	1	09/01/21	09/01/21 20:24	AS
1,1-Dichloroethane	ND		ug/L	1.0	1.0	1	09/01/21	09/01/21 20:24	AS
1,2-Dichloroethane	ND		ug/L	1.0	1.0	1	09/01/21	09/01/21 20:24	AS
1,1-Dichloroethene	ND		ug/L	1.0	1.0	1	09/01/21	09/01/21 20:24	AS
cis-1,2-Dichloroethene	ND		ug/L	1.0	1.0	1	09/01/21	09/01/21 20:24	AS
trans-1,2-Dichloroethene	ND		ug/L	1.0	1.0	1	09/01/21	09/01/21 20:24	AS



The results in this report apply to the samples analyzed in accordance with the chain of custody document. This analytical report must be reproduced in its entirety.

Rabecka Koons, Quality Assurance Officer

Project: GUDE LANDFILL

Project Number: 1556404
Project Manager: Laura Oakes

Report revised to include acrylonitrile. Consolidated report to include all results for all work orders listed on pages 2-4.
Reported:

09/24/21 11:41

OB02

**1083127-07 (Nonpotable Water)
Sample Date: 08/31/21**

Analyte	Result	Notes	Units	Reporting Limit (MRL)	Detection Limit (LOD)	Dilution	Prepared	Analyzed	Analyst
Volatile Organics by EPA 8260B (GC/MS) Prepared by GCMS-WATER-VOLATILES (continued)									
1,2-Dichloropropane	ND		ug/L	1.0	1.0	1	09/01/21	09/01/21 20:24	AS
1,3-Dichloropropane	ND		ug/L	1.0	1.0	1	09/01/21	09/01/21 20:24	AS
2,2-Dichloropropane	ND		ug/L	1.0	1.0	1	09/01/21	09/01/21 20:24	AS
1,1-Dichloropropene	ND		ug/L	1.0	1.0	1	09/01/21	09/01/21 20:24	AS
cis-1,3-Dichloropropene	ND		ug/L	1.0	1.0	1	09/01/21	09/01/21 20:24	AS
trans-1,3-Dichloropropene	ND		ug/L	1.0	1.0	1	09/01/21	09/01/21 20:24	AS
Ethyl methacrylate	ND		ug/L	5.0	5.0	1	09/01/21	09/01/21 20:24	AS
Ethylbenzene	ND		ug/L	1.0	1.0	1	09/01/21	09/01/21 20:24	AS
2-Hexanone	ND		ug/L	5.0	5.0	1	09/01/21	09/01/21 20:24	AS
Isobutanol	ND		ug/L	100	100	1	09/01/21	09/01/21 20:24	AS
Iodomethane	ND		ug/L	1.0	1.0	1	09/01/21	09/01/21 20:24	AS
Methyl tert-butyl ether (MTBE)	ND		ug/L	1.0	1.0	1	09/01/21	09/01/21 20:24	AS
4-Methyl-2-pentanone	ND		ug/L	5.0	5.0	1	09/01/21	09/01/21 20:24	AS
Methylene chloride	ND		ug/L	1.0	1.0	1	09/01/21	09/01/21 20:24	AS
Methyl methacrylate	ND		ug/L	5.0	5.0	1	09/01/21	09/01/21 20:24	AS
Styrene	ND		ug/L	1.0	1.0	1	09/01/21	09/01/21 20:24	AS
1,1,1,2-Tetrachloroethane	ND		ug/L	1.0	1.0	1	09/01/21	09/01/21 20:24	AS
1,1,2,2-Tetrachloroethane	ND		ug/L	1.0	1.0	1	09/01/21	09/01/21 20:24	AS
Tetrachloroethene	ND		ug/L	1.0	1.0	1	09/01/21	09/01/21 20:24	AS
Toluene	ND		ug/L	1.0	1.0	1	09/01/21	09/01/21 20:24	AS
1,1,1-Trichloroethane	ND		ug/L	1.0	1.0	1	09/01/21	09/01/21 20:24	AS
1,1,2-Trichloroethane	ND		ug/L	1.0	1.0	1	09/01/21	09/01/21 20:24	AS
Trichloroethene	ND		ug/L	1.0	1.0	1	09/01/21	09/01/21 20:24	AS
Trichlorofluoromethane (Freon 11)	ND		ug/L	1.0	1.0	1	09/01/21	09/01/21 20:24	AS
1,2,3-Trichloropropane	ND		ug/L	1.0	1.0	1	09/01/21	09/01/21 20:24	AS
Vinyl acetate	ND		ug/L	1.0	1.0	1	09/01/21	09/01/21 20:24	AS
Vinyl chloride	ND		ug/L	1.0	1.0	1	09/01/21	09/01/21 20:24	AS
o-Xylene	ND		ug/L	1.0	1.0	1	09/01/21	09/01/21 20:24	AS
m- & p-Xylenes	ND		ug/L	1.0	1.0	1	09/01/21	09/01/21 20:24	AS
Surrogate: 1,2-Dichloroethane-d4			70-130	104 %	09/01/21		09/01/21 20:24		
Surrogate: Toluene-d8			75-120	101 %	09/01/21		09/01/21 20:24		
Surrogate: 4-Bromofluorobenzene			75-120	93 %	09/01/21		09/01/21 20:24		

Rabecka Koons

The results in this report apply to the samples analyzed in accordance with the chain of custody document. This analytical report must be reproduced in its entirety.

Rabecka Koons, Quality Assurance Officer

Project: GUDE LANDFILL

Project Number: 1556404
Project Manager: Laura Oakes

Report revised to include acrylonitrile. Consolidated report to include all results for all work orders listed on pages 2-4.

Reported:
09/24/21 11:41

OB02

**1083127-07 (Nonpotable Water)
Sample Date: 08/31/21**

Analyte	Result	Notes	Units	Reporting Limit (MRL)	Detection Limit (LOD)	Dilution	Prepared	Analyzed	Analyst
EDB and DBCP by EPA 8011 Prepared by 504.1 EDB/DBCP									
1,2-Dibromo-3-chloropropane	ND		ug/L	0.047	0.047	1	09/02/21	09/02/21 23:27	EH
1,2-Dibromoethane (EDB)	ND		ug/L	0.019	0.019	1	09/02/21	09/02/21 23:27	EH
Total Metals Analysis by EPA 6020B Prepared by 3010A-Metals Digestion									
Hardness as CaCO3	285000		ug/L	500	500	1	09/01/21	09/02/21 13:53	CWK
Antimony	ND		ug/L	1.00	1.00	1	09/01/21	09/02/21 13:53	CWK
Arsenic	ND		ug/L	1.00	1.00	1	09/01/21	09/02/21 13:53	CWK
Barium	266		ug/L	1.00	1.00	1	09/01/21	09/02/21 13:53	CWK
Beryllium	ND		ug/L	1.00	1.00	1	09/01/21	09/02/21 13:53	CWK
Cadmium	ND		ug/L	1.00	1.00	1	09/01/21	09/02/21 13:53	CWK
Calcium	58100		ug/L	80.0	80.0	1	09/01/21	09/02/21 13:53	CWK
Chromium	1.70		ug/L	1.00	1.00	1	09/01/21	09/02/21 13:53	CWK
Cobalt	8.19		ug/L	1.00	1.00	1	09/01/21	09/02/21 13:53	CWK
Copper	2.52		ug/L	1.00	1.00	1	09/01/21	09/02/21 13:53	CWK
Iron	1180		ug/L	100	5.00	1	09/01/21	09/02/21 13:53	CWK
Lead	ND		ug/L	1.00	1.00	1	09/01/21	09/02/21 13:53	CWK
Magnesium	33900		ug/L	100	100	1	09/01/21	09/02/21 13:53	CWK
Manganese	1520		ug/L	5.00	5.00	5	09/01/21	09/07/21 14:25	CWK
Mercury	ND		ug/L	0.100	0.100	1	09/01/21	09/02/21 13:53	CWK
Nickel	7.68		ug/L	1.00	1.00	1	09/01/21	09/02/21 13:53	CWK
Potassium	6630		ug/L	100	100	1	09/01/21	09/02/21 13:53	CWK
Selenium	ND		ug/L	1.00	1.00	1	09/01/21	09/02/21 13:53	CWK
Silver	ND		ug/L	1.00	1.00	1	09/01/21	09/02/21 13:53	CWK
Sodium	25800		ug/L	100	100	1	09/01/21	09/02/21 13:53	CWK
Thallium	ND		ug/L	1.00	1.00	1	09/01/21	09/02/21 13:53	CWK
Vanadium	ND		ug/L	1.00	1.00	1	09/01/21	09/02/21 13:53	CWK
Zinc	6.08		ug/L	4.00	4.00	1	09/01/21	09/02/21 13:53	CWK



Rabecka Koons, Quality Assurance Officer

The results in this report apply to the samples analyzed in accordance with the chain of custody document. This analytical report must be reproduced in its entirety.

1500 Caton Center Dr Suite G
Baltimore MD 21227
410-247-7600
www.mdspectral.com
MD DW LabID 153

Project: GUDE LANDFILL

Project Number: 1556404
Project Manager: Laura Oakes

Report revised to include acrylonitrile. Consolidated report to include all results for all work orders listed on pages 2-4.

Reported:
09/24/21 11:41

OB02

1083127-07 (Nonpotable Water)
Sample Date: 08/31/21

Analyte	Result	Notes	Units	Reporting Limit (MRL)	Detection Limit (LOD)	Dilution	Prepared	Analyzed	Analyst
Chemical Oxygen Demand by EPA 410.4 Prepared by COD (03) Prep									
COD	13.4		mg/L	3.0	3.0	1	09/03/21	09/03/21 16:56	CRP
Conductivity by SM2510 Prepared by Conductivity									
Conductivity	791		uS/cm			1	09/01/21	09/01/21 16:50	CRP
Anions by EPA 300.0 Prepared by 300.0 Anions Prep									
Chloride	195		mg/L	0.500	0.500	1	08/31/21	09/01/21 03:13	VVD
Nitrate	ND		mg/L	0.050	0.050	1	08/31/21	09/01/21 03:13	VVD
Nitrate (as N)	ND		mg/L	0.011	0.011	1	08/31/21	09/01/21 03:13	VVD
Sulfate	14.2		mg/L	0.3	0.3	1	08/31/21	09/01/21 03:13	VVD
Total Suspended Solids by USGS I-3765-85 Prepared by TSS PREP									
Solids, Suspended	6.1		mg/L	2.2	2.2	1	09/01/21	09/02/21 09:07	LL
Total Dissolved Solids by SM 2540C Prepared by TDS Prep									
Solids, Dissolved	333		mg/L	10.0	10.0	1	09/03/21	09/07/21 17:41	CRP
EPA 350.1 Performed at Pace Analytical Services, LLC - Ormond Beach Lab									
Nitrogen, Ammonia	ND		mg/L	0.050	0.035	1	09/07/21	09/07/21 15:36	RRB
SM 2320B Performed at Pace Analytical Services, LLC - Ormond Beach Lab									
Alkalinity, Total as CaCO3	81.6		mg/L	5.0	5.0	1	09/08/21	09/08/21 16:46	AGS



The results in this report apply to the samples analyzed in accordance with the chain of custody document. This analytical report must be reproduced in its entirety.

Rabecka Koons, Quality Assurance Officer

Project: GUDE LANDFILL

Project Number: 1556404
Project Manager: Laura Oakes

Report revised to include acrylonitrile. Consolidated report to include all results for all work orders listed on pages 2-4.
Reported:

09/24/21 11:41

OB02A

1083127-08 (Nonpotable Water)
Sample Date: 08/31/21

Analyte	Result	Notes	Units	Reporting Limit (MRL)	Detection Limit (LOD)	Dilution	Prepared	Analyzed	Analyst
pH measurement by EPA 9040C Prepared by pH (Paper or Meter)									
pH	5.67	O-07	pH Units			1	08/31/21	08/31/21 17:50	ART
Turbidity by EPA 180.1 Prepared by Turbidity Prep									
Turbidity	4.19		NTU	0.500	0.110	1	09/01/21	09/01/21 10:11	CRP
Volatile Organics by EPA 8260B (GC/MS) Prepared by GCMS-WATER-VOLATILES									
Acetone	ND		ug/L	5.0	5.0	1	09/01/21	09/01/21 20:49	AS
Acrylonitrile	ND		ug/L	5.0	5.0	1	09/01/21	09/01/21 20:49	AS
Allyl chloride (3-Chloropropylene)	ND		ug/L	1.0	1.0	1	09/01/21	09/01/21 20:49	AS
Benzene	ND		ug/L	1.0	1.0	1	09/01/21	09/01/21 20:49	AS
Bromochloromethane	ND		ug/L	1.0	1.0	1	09/01/21	09/01/21 20:49	AS
Bromodichloromethane	ND		ug/L	1.0	1.0	1	09/01/21	09/01/21 20:49	AS
Bromoform	ND		ug/L	1.0	1.0	1	09/01/21	09/01/21 20:49	AS
Bromomethane	ND		ug/L	1.0	1.0	1	09/01/21	09/01/21 20:49	AS
2-Butanone (MEK)	ND		ug/L	5.0	5.0	1	09/01/21	09/01/21 20:49	AS
Carbon disulfide	ND		ug/L	1.0	1.0	1	09/01/21	09/01/21 20:49	AS
Carbon tetrachloride	ND		ug/L	1.0	1.0	1	09/01/21	09/01/21 20:49	AS
Chlorobenzene	ND		ug/L	1.0	1.0	1	09/01/21	09/01/21 20:49	AS
Chloroethane	ND		ug/L	1.0	1.0	1	09/01/21	09/01/21 20:49	AS
Chloroform	ND		ug/L	1.0	1.0	1	09/01/21	09/01/21 20:49	AS
Chloromethane	ND		ug/L	1.0	1.0	1	09/01/21	09/01/21 20:49	AS
Chloroprene	ND		ug/L	1.0	1.0	1	09/01/21	09/01/21 20:49	AS
Dibromochloromethane	ND		ug/L	1.0	1.0	1	09/01/21	09/01/21 20:49	AS
1,2-Dibromo-3-chloropropane	ND		ug/L	1.0	1.0	1	09/01/21	09/01/21 20:49	AS
1,2-Dibromoethane (EDB)	ND		ug/L	1.0	1.0	1	09/01/21	09/01/21 20:49	AS
Dibromomethane	ND		ug/L	1.0	1.0	1	09/01/21	09/01/21 20:49	AS
1,2-Dichlorobenzene	ND		ug/L	1.0	1.0	1	09/01/21	09/01/21 20:49	AS
1,4-Dichlorobenzene	ND		ug/L	1.0	1.0	1	09/01/21	09/01/21 20:49	AS
trans-1,4-Dichloro-2-butene	ND		ug/L	1.0	1.0	1	09/01/21	09/01/21 20:49	AS
1,1-Dichloroethane	ND		ug/L	1.0	1.0	1	09/01/21	09/01/21 20:49	AS
1,2-Dichloroethane	ND		ug/L	1.0	1.0	1	09/01/21	09/01/21 20:49	AS
1,1-Dichloroethene	ND		ug/L	1.0	1.0	1	09/01/21	09/01/21 20:49	AS
cis-1,2-Dichloroethene	ND		ug/L	1.0	1.0	1	09/01/21	09/01/21 20:49	AS
trans-1,2-Dichloroethene	ND		ug/L	1.0	1.0	1	09/01/21	09/01/21 20:49	AS

The results in this report apply to the samples analyzed in accordance with the chain of custody document. This analytical report must be reproduced in its entirety.



Rabecka Koons, Quality Assurance Officer

Project: GUDE LANDFILL

Project Number: 1556404
Project Manager: Laura Oakes

Report revised to include acrylonitrile. Consolidated report to include all results for all work orders listed on pages 2-4.
Reported:

09/24/21 11:41

OB02A

**1083127-08 (Nonpotable Water)
Sample Date: 08/31/21**

Analyte	Result	Notes	Units	Reporting Limit (MRL)	Detection Limit (LOD)	Dilution	Prepared	Analyzed	Analyst
Volatile Organics by EPA 8260B (GC/MS) Prepared by GCMS-WATER-VOLATILES (continued)									
1,2-Dichloropropane	ND		ug/L	1.0	1.0	1	09/01/21	09/01/21 20:49	AS
1,3-Dichloropropane	ND		ug/L	1.0	1.0	1	09/01/21	09/01/21 20:49	AS
2,2-Dichloropropane	ND		ug/L	1.0	1.0	1	09/01/21	09/01/21 20:49	AS
1,1-Dichloropropene	ND		ug/L	1.0	1.0	1	09/01/21	09/01/21 20:49	AS
cis-1,3-Dichloropropene	ND		ug/L	1.0	1.0	1	09/01/21	09/01/21 20:49	AS
trans-1,3-Dichloropropene	ND		ug/L	1.0	1.0	1	09/01/21	09/01/21 20:49	AS
Ethyl methacrylate	ND		ug/L	5.0	5.0	1	09/01/21	09/01/21 20:49	AS
Ethylbenzene	ND		ug/L	1.0	1.0	1	09/01/21	09/01/21 20:49	AS
2-Hexanone	ND		ug/L	5.0	5.0	1	09/01/21	09/01/21 20:49	AS
Isobutanol	ND		ug/L	100	100	1	09/01/21	09/01/21 20:49	AS
Iodomethane	ND		ug/L	1.0	1.0	1	09/01/21	09/01/21 20:49	AS
Methyl tert-butyl ether (MTBE)	ND		ug/L	1.0	1.0	1	09/01/21	09/01/21 20:49	AS
4-Methyl-2-pentanone	ND		ug/L	5.0	5.0	1	09/01/21	09/01/21 20:49	AS
Methylene chloride	ND		ug/L	1.0	1.0	1	09/01/21	09/01/21 20:49	AS
Methyl methacrylate	ND		ug/L	5.0	5.0	1	09/01/21	09/01/21 20:49	AS
Styrene	ND		ug/L	1.0	1.0	1	09/01/21	09/01/21 20:49	AS
1,1,1,2-Tetrachloroethane	ND		ug/L	1.0	1.0	1	09/01/21	09/01/21 20:49	AS
1,1,2,2-Tetrachloroethane	ND		ug/L	1.0	1.0	1	09/01/21	09/01/21 20:49	AS
Tetrachloroethene	ND		ug/L	1.0	1.0	1	09/01/21	09/01/21 20:49	AS
Toluene	ND		ug/L	1.0	1.0	1	09/01/21	09/01/21 20:49	AS
1,1,1-Trichloroethane	ND		ug/L	1.0	1.0	1	09/01/21	09/01/21 20:49	AS
1,1,2-Trichloroethane	ND		ug/L	1.0	1.0	1	09/01/21	09/01/21 20:49	AS
Trichloroethene	ND		ug/L	1.0	1.0	1	09/01/21	09/01/21 20:49	AS
Trichlorofluoromethane (Freon 11)	ND		ug/L	1.0	1.0	1	09/01/21	09/01/21 20:49	AS
1,2,3-Trichloropropane	ND		ug/L	1.0	1.0	1	09/01/21	09/01/21 20:49	AS
Vinyl acetate	ND		ug/L	1.0	1.0	1	09/01/21	09/01/21 20:49	AS
Vinyl chloride	ND		ug/L	1.0	1.0	1	09/01/21	09/01/21 20:49	AS
o-Xylene	ND		ug/L	1.0	1.0	1	09/01/21	09/01/21 20:49	AS
m- & p-Xylenes	ND		ug/L	1.0	1.0	1	09/01/21	09/01/21 20:49	AS
Surrogate: 1,2-Dichloroethane-d4			70-130	106 %	09/01/21		09/01/21 20:49		
Surrogate: Toluene-d8			75-120	89 %	09/01/21		09/01/21 20:49		
Surrogate: 4-Bromofluorobenzene			75-120	92 %	09/01/21		09/01/21 20:49		

Rabecka Koons

The results in this report apply to the samples analyzed in accordance with the chain of custody document. This analytical report must be reproduced in its entirety.

Rabecka Koons, Quality Assurance Officer

Project: GUDE LANDFILL

Project Number: 1556404
Project Manager: Laura Oakes

Report revised to include acrylonitrile. Consolidated report to include all results for all work orders listed on pages 2-4.
Reported:

09/24/21 11:41

OB02A

**1083127-08 (Nonpotable Water)
Sample Date: 08/31/21**

Analyte	Result	Notes	Units	Reporting Limit (MRL)	Detection Limit (LOD)	Dilution	Prepared	Analyzed	Analyst
EDB and DBCP by EPA 8011 Prepared by 504.1 EDB/DBCP									
1,2-Dibromo-3-chloropropane	ND		ug/L	0.047	0.047	1	09/02/21	09/02/21 23:42	EH
1,2-Dibromoethane (EDB)	ND		ug/L	0.019	0.019	1	09/02/21	09/02/21 23:42	EH
Total Metals Analysis by EPA 6020B Prepared by 3010A-Metals Digestion									
Hardness as CaCO3	508000		ug/L	500	500	1	09/01/21	09/02/21 13:55	CWK
Antimony	ND		ug/L	1.00	1.00	1	09/01/21	09/02/21 13:55	CWK
Arsenic	ND		ug/L	1.00	1.00	1	09/01/21	09/02/21 13:55	CWK
Barium	461		ug/L	1.00	1.00	1	09/01/21	09/02/21 13:55	CWK
Beryllium	ND		ug/L	1.00	1.00	1	09/01/21	09/02/21 13:55	CWK
Cadmium	ND		ug/L	1.00	1.00	1	09/01/21	09/02/21 13:55	CWK
Calcium	94700		ug/L	80.0	80.0	1	09/01/21	09/02/21 13:55	CWK
Chromium	2.68		ug/L	1.00	1.00	1	09/01/21	09/02/21 13:55	CWK
Cobalt	ND		ug/L	1.00	1.00	1	09/01/21	09/02/21 13:55	CWK
Copper	1.63		ug/L	1.00	1.00	1	09/01/21	09/02/21 13:55	CWK
Iron	435		ug/L	100	5.00	1	09/01/21	09/02/21 13:55	CWK
Lead	ND		ug/L	1.00	1.00	1	09/01/21	09/02/21 13:55	CWK
Magnesium	65900		ug/L	100	100	1	09/01/21	09/02/21 13:55	CWK
Manganese	56.9		ug/L	1.00	1.00	1	09/01/21	09/02/21 13:55	CWK
Mercury	0.342		ug/L	0.100	0.100	1	09/01/21	09/02/21 13:55	CWK
Nickel	12.2		ug/L	1.00	1.00	1	09/01/21	09/02/21 13:55	CWK
Potassium	5990		ug/L	100	100	1	09/01/21	09/02/21 13:55	CWK
Selenium	ND		ug/L	1.00	1.00	1	09/01/21	09/02/21 13:55	CWK
Silver	ND		ug/L	1.00	1.00	1	09/01/21	09/02/21 13:55	CWK
Sodium	56000		ug/L	100	100	1	09/01/21	09/02/21 13:55	CWK
Thallium	ND		ug/L	1.00	1.00	1	09/01/21	09/02/21 13:55	CWK
Vanadium	1.77		ug/L	1.00	1.00	1	09/01/21	09/02/21 13:55	CWK
Zinc	6.33		ug/L	4.00	4.00	1	09/01/21	09/02/21 13:55	CWK



Rabecka Koons, Quality Assurance Officer

The results in this report apply to the samples analyzed in accordance with the chain of custody document. This analytical report must be reproduced in its entirety.

Project: GUDE LANDFILL

Project Number: 1556404
Project Manager: Laura Oakes

Report revised to include acrylonitrile. Consolidated report to include all results for all work orders listed on pages 2-4.
Reported:

09/24/21 11:41

OB02A

1083127-08 (Nonpotable Water)
Sample Date: 08/31/21

Analyte	Result	Notes	Units	Reporting Limit (MRL)	Detection Limit (LOD)	Dilution	Prepared	Analyzed	Analyst
Chemical Oxygen Demand by EPA 410.4 Prepared by COD (03) Prep									
COD	18.3		mg/L	3.0	3.0	1	09/03/21	09/03/21 16:57	CRP
Conductivity by SM2510 Prepared by Conductivity									
Conductivity	1420		uS/cm			1	09/01/21	09/01/21 16:50	CRP
Anions by EPA 300.0 Prepared by 300.0 Anions Prep									
Chloride	410		mg/L	0.500	0.500	1	08/31/21	09/01/21 03:35	VVD
Nitrate	5.70		mg/L	0.050	0.050	1	08/31/21	09/01/21 03:35	VVD
Nitrate (as N)	1.29		mg/L	0.011	0.011	1	08/31/21	09/01/21 03:35	VVD
Sulfate	25.5		mg/L	0.3	0.3	1	08/31/21	09/01/21 03:35	VVD
Total Suspended Solids by USGS I-3765-85 Prepared by TSS PREP									
Solids, Suspended	10.4		mg/L	2.2	2.2	1	09/01/21	09/02/21 09:07	LL
Total Dissolved Solids by SM 2540C Prepared by TDS Prep									
Solids, Dissolved	873		mg/L	10.0	10.0	1	09/03/21	09/07/21 17:41	CRP
EPA 350.1 Performed at Pace Analytical Services, LLC - Ormond Beach Lab									
Nitrogen, Ammonia	ND		mg/L	0.050	0.035	1	09/07/21	09/07/21 15:38	RRB
SM 2320B Performed at Pace Analytical Services, LLC - Ormond Beach Lab									
Alkalinity, Total as CaCO3	49.8		mg/L	5.0	5.0	1	09/08/21	09/08/21 16:51	AGS



Rabecka Koons, Quality Assurance Officer

The results in this report apply to the samples analyzed in accordance with the chain of custody document. This analytical report must be reproduced in its entirety.

Project: GUDE LANDFILL

Project Number: 1556404
Project Manager: Laura Oakes

Report revised to include acrylonitrile. Consolidated report to include all results for all work orders listed on pages 2-4.
Reported:

09/24/21 11:41

ST-120

**1083127-09 (Nonpotable Water)
Sample Date: 08/31/21**

Analyte	Result	Notes	Units	Reporting Limit (MRL)	Detection Limit (LOD)	Dilution	Prepared	Analyzed	Analyst
pH measurement by EPA 9040C Prepared by pH (Paper or Meter)									
pH	7.21	O-07	pH Units			1	08/31/21	08/31/21 18:10	ART
Turbidity by EPA 180.1 Prepared by Turbidity Prep									
Turbidity	2.80		NTU	0.500	0.110	1	09/01/21	09/01/21 10:15	CRP
Volatile Organics by EPA 8260B (GC/MS) Prepared by GCMS-WATER-VOLATILES									
Acetone	ND		ug/L	5.0	5.0	1	09/01/21	09/01/21 21:14	AS
Acrylonitrile	ND		ug/L	5.0	5.0	1	09/01/21	09/01/21 21:14	AS
Allyl chloride (3-Chloropropylene)	ND		ug/L	1.0	1.0	1	09/01/21	09/01/21 21:14	AS
Benzene	ND		ug/L	1.0	1.0	1	09/01/21	09/01/21 21:14	AS
Bromochloromethane	ND		ug/L	1.0	1.0	1	09/01/21	09/01/21 21:14	AS
Bromodichloromethane	ND		ug/L	1.0	1.0	1	09/01/21	09/01/21 21:14	AS
Bromoform	ND		ug/L	1.0	1.0	1	09/01/21	09/01/21 21:14	AS
Bromomethane	ND		ug/L	1.0	1.0	1	09/01/21	09/01/21 21:14	AS
2-Butanone (MEK)	ND		ug/L	5.0	5.0	1	09/01/21	09/01/21 21:14	AS
Carbon disulfide	ND		ug/L	1.0	1.0	1	09/01/21	09/01/21 21:14	AS
Carbon tetrachloride	ND		ug/L	1.0	1.0	1	09/01/21	09/01/21 21:14	AS
Chlorobenzene	ND		ug/L	1.0	1.0	1	09/01/21	09/01/21 21:14	AS
Chloroethane	ND		ug/L	1.0	1.0	1	09/01/21	09/01/21 21:14	AS
Chloroform	ND		ug/L	1.0	1.0	1	09/01/21	09/01/21 21:14	AS
Chloromethane	ND		ug/L	1.0	1.0	1	09/01/21	09/01/21 21:14	AS
Chloroprene	ND		ug/L	1.0	1.0	1	09/01/21	09/01/21 21:14	AS
Dibromochloromethane	ND		ug/L	1.0	1.0	1	09/01/21	09/01/21 21:14	AS
1,2-Dibromo-3-chloropropane	ND		ug/L	1.0	1.0	1	09/01/21	09/01/21 21:14	AS
1,2-Dibromoethane (EDB)	ND		ug/L	1.0	1.0	1	09/01/21	09/01/21 21:14	AS
Dibromomethane	ND		ug/L	1.0	1.0	1	09/01/21	09/01/21 21:14	AS
1,2-Dichlorobenzene	ND		ug/L	1.0	1.0	1	09/01/21	09/01/21 21:14	AS
1,4-Dichlorobenzene	ND		ug/L	1.0	1.0	1	09/01/21	09/01/21 21:14	AS
trans-1,4-Dichloro-2-butene	ND		ug/L	1.0	1.0	1	09/01/21	09/01/21 21:14	AS
1,1-Dichloroethane	ND		ug/L	1.0	1.0	1	09/01/21	09/01/21 21:14	AS
1,2-Dichloroethane	ND		ug/L	1.0	1.0	1	09/01/21	09/01/21 21:14	AS
1,1-Dichloroethene	ND		ug/L	1.0	1.0	1	09/01/21	09/01/21 21:14	AS
cis-1,2-Dichloroethene	ND		ug/L	1.0	1.0	1	09/01/21	09/01/21 21:14	AS
trans-1,2-Dichloroethene	ND		ug/L	1.0	1.0	1	09/01/21	09/01/21 21:14	AS



Rabecka Koons, Quality Assurance Officer

The results in this report apply to the samples analyzed in accordance with the chain of custody document. This analytical report must be reproduced in its entirety.

Project: GUDE LANDFILL

Project Number: 1556404
Project Manager: Laura Oakes

Report revised to include acrylonitrile. Consolidated report to include all results for all work orders listed on pages 2-4.
Reported:

09/24/21 11:41

ST-120

**1083127-09 (Nonpotable Water)
Sample Date: 08/31/21**

Analyte	Result	Notes	Units	Reporting Limit (MRL)	Detection Limit (LOD)	Dilution	Prepared	Analyzed	Analyst
Volatile Organics by EPA 8260B (GC/MS) Prepared by GCMS-WATER-VOLATILES (continued)									
1,2-Dichloropropane	ND		ug/L	1.0	1.0	1	09/01/21	09/01/21 21:14	AS
1,3-Dichloropropane	ND		ug/L	1.0	1.0	1	09/01/21	09/01/21 21:14	AS
2,2-Dichloropropane	ND		ug/L	1.0	1.0	1	09/01/21	09/01/21 21:14	AS
1,1-Dichloropropene	ND		ug/L	1.0	1.0	1	09/01/21	09/01/21 21:14	AS
cis-1,3-Dichloropropene	ND		ug/L	1.0	1.0	1	09/01/21	09/01/21 21:14	AS
trans-1,3-Dichloropropene	ND		ug/L	1.0	1.0	1	09/01/21	09/01/21 21:14	AS
Ethyl methacrylate	ND		ug/L	5.0	5.0	1	09/01/21	09/01/21 21:14	AS
Ethylbenzene	ND		ug/L	1.0	1.0	1	09/01/21	09/01/21 21:14	AS
2-Hexanone	ND		ug/L	5.0	5.0	1	09/01/21	09/01/21 21:14	AS
Isobutanol	ND		ug/L	100	100	1	09/01/21	09/01/21 21:14	AS
Iodomethane	ND		ug/L	1.0	1.0	1	09/01/21	09/01/21 21:14	AS
Methyl tert-butyl ether (MTBE)	ND		ug/L	1.0	1.0	1	09/01/21	09/01/21 21:14	AS
4-Methyl-2-pentanone	ND		ug/L	5.0	5.0	1	09/01/21	09/01/21 21:14	AS
Methylene chloride	ND		ug/L	1.0	1.0	1	09/01/21	09/01/21 21:14	AS
Methyl methacrylate	ND		ug/L	5.0	5.0	1	09/01/21	09/01/21 21:14	AS
Styrene	ND		ug/L	1.0	1.0	1	09/01/21	09/01/21 21:14	AS
1,1,1,2-Tetrachloroethane	ND		ug/L	1.0	1.0	1	09/01/21	09/01/21 21:14	AS
1,1,2,2-Tetrachloroethane	ND		ug/L	1.0	1.0	1	09/01/21	09/01/21 21:14	AS
Tetrachloroethene	ND		ug/L	1.0	1.0	1	09/01/21	09/01/21 21:14	AS
Toluene	ND		ug/L	1.0	1.0	1	09/01/21	09/01/21 21:14	AS
1,1,1-Trichloroethane	ND		ug/L	1.0	1.0	1	09/01/21	09/01/21 21:14	AS
1,1,2-Trichloroethane	ND		ug/L	1.0	1.0	1	09/01/21	09/01/21 21:14	AS
Trichloroethene	ND		ug/L	1.0	1.0	1	09/01/21	09/01/21 21:14	AS
Trichlorofluoromethane (Freon 11)	ND		ug/L	1.0	1.0	1	09/01/21	09/01/21 21:14	AS
1,2,3-Trichloropropane	ND		ug/L	1.0	1.0	1	09/01/21	09/01/21 21:14	AS
Vinyl acetate	ND		ug/L	1.0	1.0	1	09/01/21	09/01/21 21:14	AS
Vinyl chloride	ND		ug/L	1.0	1.0	1	09/01/21	09/01/21 21:14	AS
o-Xylene	ND		ug/L	1.0	1.0	1	09/01/21	09/01/21 21:14	AS
m- & p-Xylenes	ND		ug/L	1.0	1.0	1	09/01/21	09/01/21 21:14	AS
Surrogate: 1,2-Dichloroethane-d4			70-130	102 %	09/01/21		09/01/21 21:14		
Surrogate: Toluene-d8			75-120	104 %	09/01/21		09/01/21 21:14		
Surrogate: 4-Bromofluorobenzene			75-120	99 %	09/01/21		09/01/21 21:14		

Rabecka Koons

The results in this report apply to the samples analyzed in accordance with the chain of custody document. This analytical report must be reproduced in its entirety.

Rabecka Koons, Quality Assurance Officer

Project: GUDE LANDFILL

Project Number: 1556404
Project Manager: Laura Oakes

Report revised to include acrylonitrile. Consolidated report to include all results for all work orders listed on pages 2-4.

Reported:
09/24/21 11:41

ST-120

**1083127-09 (Nonpotable Water)
Sample Date: 08/31/21**

Analyte	Result	Notes	Units	Reporting Limit (MRL)	Detection Limit (LOD)	Dilution	Prepared	Analyzed	Analyst
EDB and DBCP by EPA 8011 Prepared by 504.1 EDB/DBCP									
1,2-Dibromo-3-chloropropane	ND		ug/L	0.047	0.047	1	09/02/21	09/02/21 23:57	EH
1,2-Dibromoethane (EDB)	ND		ug/L	0.019	0.019	1	09/02/21	09/02/21 23:57	EH
Total Metals Analysis by EPA 6020B Prepared by 3010A-Metals Digestion									
Hardness as CaCO3	140000		ug/L	500	500	1	09/01/21	09/02/21 13:58	CWK
Antimony	ND		ug/L	1.00	1.00	1	09/01/21	09/02/21 13:58	CWK
Arsenic	ND		ug/L	1.00	1.00	1	09/01/21	09/02/21 13:58	CWK
Barium	46.0		ug/L	1.00	1.00	1	09/01/21	09/02/21 13:58	CWK
Beryllium	ND		ug/L	1.00	1.00	1	09/01/21	09/02/21 13:58	CWK
Cadmium	ND		ug/L	1.00	1.00	1	09/01/21	09/02/21 13:58	CWK
Calcium	28200		ug/L	80.0	80.0	1	09/01/21	09/02/21 13:58	CWK
Chromium	ND		ug/L	1.00	1.00	1	09/01/21	09/02/21 13:58	CWK
Cobalt	ND		ug/L	1.00	1.00	1	09/01/21	09/02/21 13:58	CWK
Copper	ND		ug/L	1.00	1.00	1	09/01/21	09/02/21 13:58	CWK
Iron	582		ug/L	100	5.00	1	09/01/21	09/02/21 13:58	CWK
Lead	ND		ug/L	1.00	1.00	1	09/01/21	09/02/21 13:58	CWK
Magnesium	16800		ug/L	100	100	1	09/01/21	09/02/21 13:58	CWK
Manganese	58.4		ug/L	1.00	1.00	1	09/01/21	09/02/21 13:58	CWK
Mercury	ND		ug/L	0.100	0.100	1	09/01/21	09/02/21 13:58	CWK
Nickel	3.48		ug/L	1.00	1.00	1	09/01/21	09/02/21 13:58	CWK
Potassium	3070		ug/L	100	100	1	09/01/21	09/02/21 13:58	CWK
Selenium	ND		ug/L	1.00	1.00	1	09/01/21	09/02/21 13:58	CWK
Silver	ND		ug/L	1.00	1.00	1	09/01/21	09/02/21 13:58	CWK
Sodium	29400		ug/L	100	100	1	09/01/21	09/02/21 13:58	CWK
Thallium	ND		ug/L	1.00	1.00	1	09/01/21	09/02/21 13:58	CWK
Vanadium	1.24		ug/L	1.00	1.00	1	09/01/21	09/02/21 13:58	CWK
Zinc	ND		ug/L	4.00	4.00	1	09/01/21	09/02/21 13:58	CWK



Rabecka Koons, Quality Assurance Officer

The results in this report apply to the samples analyzed in accordance with the chain of custody document. This analytical report must be reproduced in its entirety.

Project: GUDE LANDFILL

Project Number: 1556404
Project Manager: Laura Oakes

Report revised to include acrylonitrile. Consolidated report to include all results for all work orders listed on pages 2-4.
Reported:

09/24/21 11:41

ST-120

**1083127-09 (Nonpotable Water)
Sample Date: 08/31/21**

Analyte	Result	Notes	Units	Reporting Limit (MRL)	Detection Limit (LOD)	Dilution	Prepared	Analyzed	Analyst
Chemical Oxygen Demand by EPA 410.4 Prepared by COD (03) Prep									
COD	18.4		mg/L	3.0	3.0	1	09/03/21	09/03/21 16:59	CRP
Conductivity by SM2510 Prepared by Conductivity									
Conductivity	461		uS/cm			1	09/01/21	09/01/21 16:50	CRP
Anions by EPA 300.0 Prepared by 300.0 Anions Prep									
Chloride	98.0		mg/L	0.500	0.500	1	08/31/21	09/01/21 03:56	VVD
Nitrate	5.69		mg/L	0.050	0.050	1	08/31/21	09/01/21 03:56	VVD
Nitrate (as N)	1.28		mg/L	0.011	0.011	1	08/31/21	09/01/21 03:56	VVD
Sulfate	10.1		mg/L	0.3	0.3	1	08/31/21	09/01/21 03:56	VVD
Total Suspended Solids by USGS I-3765-85 Prepared by TSS PREP									
Solids, Suspended	ND		mg/L	2.3	2.3	1	09/01/21	09/02/21 09:07	LL
Total Dissolved Solids by SM 2540C Prepared by TDS Prep									
Solids, Dissolved	229		mg/L	10.0	10.0	1	09/03/21	09/07/21 17:41	CRP
EPA 350.1 Performed at Pace Analytical Services, LLC - Ormond Beach Lab									
Nitrogen, Ammonia	ND		mg/L	0.050	0.035	1	09/07/21	09/07/21 15:40	RRB
SM 2320B Performed at Pace Analytical Services, LLC - Ormond Beach Lab									
Alkalinity, Total as CaCO3	68.2		mg/L	5.0	5.0	1	09/08/21	09/08/21 16:56	AGS



Rabecka Koons, Quality Assurance Officer

The results in this report apply to the samples analyzed in accordance with the chain of custody document. This analytical report must be reproduced in its entirety.

Project: GUDE LANDFILL

Project Number: 1556404
Project Manager: Laura Oakes

Report revised to include acrylonitrile. Consolidated report to include all results for all work orders listed on pages 2-4.
Reported:

09/24/21 11:41

TRIP BLANK

1083127-10 (Nonpotable Water)
Sample Date: 08/31/21

Analyte	Result	Notes	Units	Reporting	Detection	Dilution	Prepared	Analyzed	Analyst
				Limit (MRL)	Limit (LOD)				
Volatile Organics by EPA 8260B (GC/MS) Prepared by GCMS-WATER-VOLATILES									
Acetone	ND		ug/L	5.0	5.0	1	09/10/21	09/10/21 15:20	AS
Acrylonitrile	ND		ug/L	5.0	5.0	1	09/10/21	09/10/21 15:20	AS
Allyl chloride (3-Chloropropylene)	ND		ug/L	1.0	1.0	1	09/10/21	09/10/21 15:20	AS
Benzene	ND		ug/L	1.0	1.0	1	09/10/21	09/10/21 15:20	AS
Bromochloromethane	ND		ug/L	1.0	1.0	1	09/10/21	09/10/21 15:20	AS
Bromodichloromethane	ND		ug/L	1.0	1.0	1	09/10/21	09/10/21 15:20	AS
Bromoform	ND		ug/L	1.0	1.0	1	09/10/21	09/10/21 15:20	AS
Bromomethane	ND		ug/L	1.0	1.0	1	09/10/21	09/10/21 15:20	AS
2-Butanone (MEK)	ND		ug/L	5.0	5.0	1	09/10/21	09/10/21 15:20	AS
Carbon disulfide	ND		ug/L	1.0	1.0	1	09/10/21	09/10/21 15:20	AS
Carbon tetrachloride	ND		ug/L	1.0	1.0	1	09/10/21	09/10/21 15:20	AS
Chlorobenzene	ND		ug/L	1.0	1.0	1	09/10/21	09/10/21 15:20	AS
Chloroethane	ND		ug/L	1.0	1.0	1	09/10/21	09/10/21 15:20	AS
Chloroform	ND		ug/L	1.0	1.0	1	09/10/21	09/10/21 15:20	AS
Chloromethane	ND		ug/L	1.0	1.0	1	09/10/21	09/10/21 15:20	AS
Chloroprene	ND		ug/L	1.0	1.0	1	09/10/21	09/10/21 15:20	AS
Dibromochloromethane	ND		ug/L	1.0	1.0	1	09/10/21	09/10/21 15:20	AS
1,2-Dibromo-3-chloropropane	ND		ug/L	1.0	1.0	1	09/10/21	09/10/21 15:20	AS
1,2-Dibromoethane (EDB)	ND		ug/L	1.0	1.0	1	09/10/21	09/10/21 15:20	AS
Dibromomethane	ND		ug/L	1.0	1.0	1	09/10/21	09/10/21 15:20	AS
1,2-Dichlorobenzene	ND		ug/L	1.0	1.0	1	09/10/21	09/10/21 15:20	AS
1,4-Dichlorobenzene	ND		ug/L	1.0	1.0	1	09/10/21	09/10/21 15:20	AS
trans-1,4-Dichloro-2-butene	ND		ug/L	1.0	1.0	1	09/10/21	09/10/21 15:20	AS
1,1-Dichloroethane	ND		ug/L	1.0	1.0	1	09/10/21	09/10/21 15:20	AS
1,2-Dichloroethane	ND		ug/L	1.0	1.0	1	09/10/21	09/10/21 15:20	AS
1,1-Dichloroethene	ND		ug/L	1.0	1.0	1	09/10/21	09/10/21 15:20	AS
cis-1,2-Dichloroethene	ND		ug/L	1.0	1.0	1	09/10/21	09/10/21 15:20	AS
trans-1,2-Dichloroethene	ND		ug/L	1.0	1.0	1	09/10/21	09/10/21 15:20	AS
1,2-Dichloropropane	ND		ug/L	1.0	1.0	1	09/10/21	09/10/21 15:20	AS
1,3-Dichloropropane	ND		ug/L	1.0	1.0	1	09/10/21	09/10/21 15:20	AS
2,2-Dichloropropane	ND		ug/L	1.0	1.0	1	09/10/21	09/10/21 15:20	AS
1,1-Dichloropropene	ND		ug/L	1.0	1.0	1	09/10/21	09/10/21 15:20	AS



Rabecka Koons, Quality Assurance Officer

The results in this report apply to the samples analyzed in accordance with the chain of custody document. This analytical report must be reproduced in its entirety.

Project: GUDE LANDFILL

Project Number: 1556404
Project Manager: Laura Oakes

Report revised to include acrylonitrile. Consolidated report to include all results for all work orders listed on pages 2-4.
Reported:

09/24/21 11:41

TRIP BLANK

1083127-10 (Nonpotable Water)
Sample Date: 08/31/21

Analyte	Result	Notes	Units	Reporting Limit (MRL)	Detection Limit (LOD)	Dilution	Prepared	Analyzed	Analyst
Volatile Organics by EPA 8260B (GC/MS) Prepared by GCMS-WATER-VOLATILES (continued)									
cis-1,3-Dichloropropene	ND		ug/L	1.0	1.0	1	09/10/21	09/10/21 15:20	AS
trans-1,3-Dichloropropene	ND		ug/L	1.0	1.0	1	09/10/21	09/10/21 15:20	AS
Ethyl methacrylate	ND		ug/L	5.0	5.0	1	09/10/21	09/10/21 15:20	AS
Ethylbenzene	ND		ug/L	1.0	1.0	1	09/10/21	09/10/21 15:20	AS
2-Hexanone	ND		ug/L	5.0	5.0	1	09/10/21	09/10/21 15:20	AS
Isobutanol	ND		ug/L	100	100	1	09/10/21	09/10/21 15:20	AS
Iodomethane	ND		ug/L	1.0	1.0	1	09/10/21	09/10/21 15:20	AS
Methyl tert-butyl ether (MTBE)	ND		ug/L	1.0	1.0	1	09/10/21	09/10/21 15:20	AS
4-Methyl-2-pentanone	ND		ug/L	5.0	5.0	1	09/10/21	09/10/21 15:20	AS
Methylene chloride	ND		ug/L	1.0	1.0	1	09/10/21	09/10/21 15:20	AS
Methyl methacrylate	ND		ug/L	5.0	5.0	1	09/10/21	09/10/21 15:20	AS
Styrene	ND		ug/L	1.0	1.0	1	09/10/21	09/10/21 15:20	AS
1,1,1,2-Tetrachloroethane	ND		ug/L	1.0	1.0	1	09/10/21	09/10/21 15:20	AS
1,1,2,2-Tetrachloroethane	ND		ug/L	1.0	1.0	1	09/10/21	09/10/21 15:20	AS
Tetrachloroethene	ND		ug/L	1.0	1.0	1	09/10/21	09/10/21 15:20	AS
Toluene	ND		ug/L	1.0	1.0	1	09/10/21	09/10/21 15:20	AS
1,1,1-Trichloroethane	ND		ug/L	1.0	1.0	1	09/10/21	09/10/21 15:20	AS
1,1,2-Trichloroethane	ND		ug/L	1.0	1.0	1	09/10/21	09/10/21 15:20	AS
Trichloroethene	ND		ug/L	1.0	1.0	1	09/10/21	09/10/21 15:20	AS
Trichlorofluoromethane (Freon 11)	ND		ug/L	1.0	1.0	1	09/10/21	09/10/21 15:20	AS
1,2,3-Trichloropropane	ND		ug/L	1.0	1.0	1	09/10/21	09/10/21 15:20	AS
Vinyl acetate	ND		ug/L	1.0	1.0	1	09/10/21	09/10/21 15:20	AS
Vinyl chloride	ND		ug/L	1.0	1.0	1	09/10/21	09/10/21 15:20	AS
o-Xylene	ND		ug/L	1.0	1.0	1	09/10/21	09/10/21 15:20	AS
m- & p-Xylenes	ND		ug/L	1.0	1.0	1	09/10/21	09/10/21 15:20	AS
Surrogate: 1,2-Dichloroethane-d4		70-130		103 %			09/10/21	09/10/21 15:20	
Surrogate: Toluene-d8		75-120		101 %			09/10/21	09/10/21 15:20	
Surrogate: 4-Bromofluorobenzene		75-120		95 %			09/10/21	09/10/21 15:20	

Rabecka Koons

The results in this report apply to the samples analyzed in accordance with the chain of custody document. This analytical report must be reproduced in its entirety.

Rabecka Koons, Quality Assurance Officer

Project: GUDE LANDFILL

Project Number: 1556404
Project Manager: Laura Oakes

Report revised to include acrylonitrile. Consolidated report to include all results for all work orders listed on pages 2-4.
Reported:

09/24/21 11:41

MW-1B

**1090210-01 (Nonpotable Water)
Sample Date: 09/02/21**

Analyte	Result	Notes	Units	Reporting Limit (MRL)	Detection Limit (LOD)	Dilution	Prepared	Analyzed	Analyst
pH measurement by EPA 9040C Prepared by pH (Paper or Meter)									
pH	6.38	O-07	pH Units			1	09/02/21	09/02/21 18:10	CRP
Turbidity by EPA 180.1 Prepared by Turbidity Prep									
Turbidity	2.96		NTU	0.500	0.110	1	09/03/21	09/03/21 09:48	CRP
Volatile Organics by EPA 8260B (GC/MS) Prepared by GCMS-WATER-VOLATILES									
Acetone	ND		ug/L	5.0	5.0	1	09/09/21	09/09/21 17:29	AS
Acrylonitrile	ND		ug/L	5.0	5.0	1	09/09/21	09/09/21 17:29	AS
Allyl chloride (3-Chloropropylene)	ND		ug/L	1.0	1.0	1	09/09/21	09/09/21 17:29	AS
Benzene	ND		ug/L	1.0	1.0	1	09/09/21	09/09/21 17:29	AS
Bromochloromethane	ND		ug/L	1.0	1.0	1	09/09/21	09/09/21 17:29	AS
Bromodichloromethane	ND		ug/L	1.0	1.0	1	09/09/21	09/09/21 17:29	AS
Bromoform	ND		ug/L	1.0	1.0	1	09/09/21	09/09/21 17:29	AS
Bromomethane	ND		ug/L	1.0	1.0	1	09/09/21	09/09/21 17:29	AS
2-Butanone (MEK)	ND		ug/L	5.0	5.0	1	09/09/21	09/09/21 17:29	AS
Carbon disulfide	ND		ug/L	1.0	1.0	1	09/09/21	09/09/21 17:29	AS
Carbon tetrachloride	ND		ug/L	1.0	1.0	1	09/09/21	09/09/21 17:29	AS
Chlorobenzene	ND		ug/L	1.0	1.0	1	09/09/21	09/09/21 17:29	AS
Chloroethane	ND		ug/L	1.0	1.0	1	09/09/21	09/09/21 17:29	AS
Chloroform	ND		ug/L	1.0	1.0	1	09/09/21	09/09/21 17:29	AS
Chloromethane	ND		ug/L	1.0	1.0	1	09/09/21	09/09/21 17:29	AS
Chloroprene	ND		ug/L	1.0	1.0	1	09/09/21	09/09/21 17:29	AS
Dibromochloromethane	ND		ug/L	1.0	1.0	1	09/09/21	09/09/21 17:29	AS
1,2-Dibromo-3-chloropropane	ND		ug/L	1.0	1.0	1	09/09/21	09/09/21 17:29	AS
1,2-Dibromoethane (EDB)	ND		ug/L	1.0	1.0	1	09/09/21	09/09/21 17:29	AS
Dibromomethane	ND		ug/L	1.0	1.0	1	09/09/21	09/09/21 17:29	AS
1,2-Dichlorobenzene	ND		ug/L	1.0	1.0	1	09/09/21	09/09/21 17:29	AS
1,4-Dichlorobenzene	ND		ug/L	1.0	1.0	1	09/09/21	09/09/21 17:29	AS
trans-1,4-Dichloro-2-butene	ND		ug/L	1.0	1.0	1	09/09/21	09/09/21 17:29	AS
1,1-Dichloroethane	ND		ug/L	1.0	1.0	1	09/09/21	09/09/21 17:29	AS
1,2-Dichloroethane	ND		ug/L	1.0	1.0	1	09/09/21	09/09/21 17:29	AS
1,1-Dichloroethene	ND		ug/L	1.0	1.0	1	09/09/21	09/09/21 17:29	AS
cis-1,2-Dichloroethene	ND		ug/L	1.0	1.0	1	09/09/21	09/09/21 17:29	AS
trans-1,2-Dichloroethene	ND		ug/L	1.0	1.0	1	09/09/21	09/09/21 17:29	AS



Rabecka Koons, Quality Assurance Officer

The results in this report apply to the samples analyzed in accordance with the chain of custody document. This analytical report must be reproduced in its entirety.

Project: GUDE LANDFILL

Project Number: 1556404
Project Manager: Laura Oakes

Report revised to include acrylonitrile. Consolidated report to include all results for all work orders listed on pages 2-4.
Reported:

09/24/21 11:41

MW-1B

1090210-01 (Nonpotable Water)
Sample Date: 09/02/21

Analyte	Result	Notes	Units	Reporting Limit (MRL)	Detection Limit (LOD)	Dilution	Prepared	Analyzed	Analyst
Volatile Organics by EPA 8260B (GC/MS) Prepared by GCMS-WATER-VOLATILES (continued)									
1,2-Dichloropropane	ND		ug/L	1.0	1.0	1	09/09/21	09/09/21 17:29	AS
1,3-Dichloropropane	ND		ug/L	1.0	1.0	1	09/09/21	09/09/21 17:29	AS
2,2-Dichloropropane	ND		ug/L	1.0	1.0	1	09/09/21	09/09/21 17:29	AS
1,1-Dichloropropene	ND		ug/L	1.0	1.0	1	09/09/21	09/09/21 17:29	AS
cis-1,3-Dichloropropene	ND		ug/L	1.0	1.0	1	09/09/21	09/09/21 17:29	AS
trans-1,3-Dichloropropene	ND		ug/L	1.0	1.0	1	09/09/21	09/09/21 17:29	AS
Ethyl methacrylate	ND		ug/L	5.0	5.0	1	09/09/21	09/09/21 17:29	AS
Ethylbenzene	ND		ug/L	1.0	1.0	1	09/09/21	09/09/21 17:29	AS
2-Hexanone	ND		ug/L	5.0	5.0	1	09/09/21	09/09/21 17:29	AS
Isobutanol	ND		ug/L	100	100	1	09/09/21	09/09/21 17:29	AS
Iodomethane	ND		ug/L	1.0	1.0	1	09/09/21	09/09/21 17:29	AS
Methyl tert-butyl ether (MTBE)	ND		ug/L	1.0	1.0	1	09/09/21	09/09/21 17:29	AS
4-Methyl-2-pentanone	ND		ug/L	5.0	5.0	1	09/09/21	09/09/21 17:29	AS
Methylene chloride	ND		ug/L	1.0	1.0	1	09/09/21	09/09/21 17:29	AS
Methyl methacrylate	ND		ug/L	5.0	5.0	1	09/09/21	09/09/21 17:29	AS
Styrene	ND		ug/L	1.0	1.0	1	09/09/21	09/09/21 17:29	AS
1,1,1,2-Tetrachloroethane	ND		ug/L	1.0	1.0	1	09/09/21	09/09/21 17:29	AS
1,1,2,2-Tetrachloroethane	ND		ug/L	1.0	1.0	1	09/09/21	09/09/21 17:29	AS
Tetrachloroethene	ND		ug/L	1.0	1.0	1	09/09/21	09/09/21 17:29	AS
Toluene	ND		ug/L	1.0	1.0	1	09/09/21	09/09/21 17:29	AS
1,1,1-Trichloroethane	ND		ug/L	1.0	1.0	1	09/09/21	09/09/21 17:29	AS
1,1,2-Trichloroethane	ND		ug/L	1.0	1.0	1	09/09/21	09/09/21 17:29	AS
Trichloroethene	ND		ug/L	1.0	1.0	1	09/09/21	09/09/21 17:29	AS
Trichlorofluoromethane (Freon 11)	ND		ug/L	1.0	1.0	1	09/09/21	09/09/21 17:29	AS
1,2,3-Trichloropropane	ND		ug/L	1.0	1.0	1	09/09/21	09/09/21 17:29	AS
Vinyl acetate	ND		ug/L	1.0	1.0	1	09/09/21	09/09/21 17:29	AS
Vinyl chloride	ND		ug/L	1.0	1.0	1	09/09/21	09/09/21 17:29	AS
o-Xylene	ND		ug/L	1.0	1.0	1	09/09/21	09/09/21 17:29	AS
m- & p-Xylenes	ND		ug/L	1.0	1.0	1	09/09/21	09/09/21 17:29	AS
Surrogate: 1,2-Dichloroethane-d4			70-130	104 %	09/09/21		09/09/21 17:29		
Surrogate: Toluene-d8			75-120	100 %	09/09/21		09/09/21 17:29		
Surrogate: 4-Bromofluorobenzene			75-120	96 %	09/09/21		09/09/21 17:29		

Rabecka Koons

The results in this report apply to the samples analyzed in accordance with the chain of custody document. This analytical report must be reproduced in its entirety.

Rabecka Koons, Quality Assurance Officer

Project: GUDE LANDFILL

Project Number: 1556404
Project Manager: Laura Oakes

Report revised to include acrylonitrile. Consolidated report to include all results for all work orders listed on pages 2-4.
Reported:

09/24/21 11:41

MW-1B

**1090210-01 (Nonpotable Water)
Sample Date: 09/02/21**

Analyte	Result	Notes	Units	Reporting Limit (MRL)	Detection Limit (LOD)	Dilution	Prepared	Analyzed	Analyst
EDB and DBCP by EPA 8011 Prepared by 504.1 EDB/DBCP									
1,2-Dibromo-3-chloropropane	ND		ug/L	0.047	0.047	1	09/07/21	09/07/21 23:12	EH
1,2-Dibromoethane (EDB)	ND		ug/L	0.019	0.019	1	09/07/21	09/07/21 23:12	EH
Total Metals Analysis by EPA 6020B Prepared by 3010A-Metals Digestion									
Hardness as CaCO3	30000		ug/L	500	500	1	09/03/21	09/07/21 13:35	CWK
Antimony	ND		ug/L	1.00	1.00	1	09/03/21	09/07/21 13:35	CWK
Arsenic	ND		ug/L	1.00	1.00	1	09/03/21	09/07/21 13:35	CWK
Barium	2.98		ug/L	1.00	1.00	1	09/03/21	09/07/21 13:35	CWK
Beryllium	ND		ug/L	1.00	1.00	1	09/03/21	09/07/21 13:35	CWK
Cadmium	ND		ug/L	1.00	1.00	1	09/03/21	09/07/21 13:35	CWK
Calcium	5400		ug/L	80.0	80.0	1	09/03/21	09/07/21 13:35	CWK
Chromium	13.4		ug/L	1.00	1.00	1	09/03/21	09/07/21 13:35	CWK
Cobalt	ND		ug/L	1.00	1.00	1	09/03/21	09/07/21 13:35	CWK
Copper	1.90		ug/L	1.00	1.00	1	09/03/21	09/07/21 13:35	CWK
Iron	583		ug/L	100	5.00	1	09/03/21	09/07/21 13:35	CWK
Lead	ND		ug/L	1.00	1.00	1	09/03/21	09/07/21 13:35	CWK
Magnesium	4000		ug/L	100	100	1	09/03/21	09/07/21 13:35	CWK
Manganese	16.3		ug/L	1.00	1.00	1	09/03/21	09/07/21 13:35	CWK
Mercury	ND		ug/L	0.100	0.100	1	09/03/21	09/07/21 13:35	CWK
Nickel	11.5		ug/L	1.00	1.00	1	09/03/21	09/07/21 13:35	CWK
Potassium	1140		ug/L	100	100	1	09/03/21	09/07/21 13:35	CWK
Selenium	ND		ug/L	1.00	1.00	1	09/03/21	09/07/21 13:35	CWK
Silver	ND		ug/L	1.00	1.00	1	09/03/21	09/07/21 13:35	CWK
Sodium	7840		ug/L	100	100	1	09/03/21	09/07/21 13:35	CWK
Thallium	ND		ug/L	1.00	1.00	1	09/03/21	09/07/21 13:35	CWK
Vanadium	1.13		ug/L	1.00	1.00	1	09/03/21	09/07/21 13:35	CWK
Zinc	ND		ug/L	4.00	4.00	1	09/03/21	09/07/21 13:35	CWK



Rabecka Koons, Quality Assurance Officer

The results in this report apply to the samples analyzed in accordance with the chain of custody document. This analytical report must be reproduced in its entirety.

Project: GUDE LANDFILL

Project Number: 1556404
Project Manager: Laura Oakes

Report revised to include acrylonitrile. Consolidated report to include all results for all work orders listed on pages 2-4.

Reported:
09/24/21 11:41

MW-1B

1090210-01 (Nonpotable Water)
Sample Date: 09/02/21

Analyte	Result	Notes	Units	Reporting Limit (MRL)	Detection Limit (LOD)	Dilution	Prepared	Analyzed	Analyst
Chemical Oxygen Demand by EPA 410.4 Prepared by COD (03) Prep									
COD	12.1		mg/L	3.0	3.0	1	09/07/21	09/07/21 15:21	CRP
Conductivity by SM2510 Prepared by Conductivity									
Conductivity	90.0		uS/cm			1	09/08/21	09/08/21 15:46	AD
Anions by EPA 300.0 Prepared by 300.0 Anions Prep									
Chloride	1.99		mg/L	0.500	0.500	1	09/02/21	09/03/21 03:45	VVD
Nitrate	0.901		mg/L	0.050	0.050	1	09/02/21	09/03/21 03:45	VVD
Nitrate (as N)	0.204		mg/L	0.011	0.011	1	09/02/21	09/03/21 03:45	VVD
Sulfate	ND		mg/L	0.3	0.3	1	09/02/21	09/03/21 03:45	VVD
Total Suspended Solids by USGS I-3765-85 Prepared by TSS PREP									
Solids, Suspended	47.4		mg/L	2.3	2.3	1	09/03/21	09/07/21 12:13	ART
Total Dissolved Solids by SM 2540C Prepared by TDS Prep									
Solids, Dissolved	68.0	B	mg/L	10.0	10.0	1	09/07/21	09/09/21 13:28	CRP
EPA 350.1 Performed at Pace Analytical Services, LLC - Ormond Beach Lab									
Nitrogen, Ammonia	ND		mg/L	0.050	0.035	1	09/13/21	09/13/21 11:06	RRB
SM 2320B Performed at Pace Analytical Services, LLC - Ormond Beach Lab									
Alkalinity, Total as CaCO3	48.9		mg/L	5.0	5.0	1	09/15/21	09/15/21 16:59	AGS



The results in this report apply to the samples analyzed in accordance with the chain of custody document. This analytical report must be reproduced in its entirety.

Rabecka Koons, Quality Assurance Officer

Project: GUDE LANDFILL

Project Number: 1556404
Project Manager: Laura Oakes

Report revised to include acrylonitrile. Consolidated report to include all results for all work orders listed on pages 2-4.
Reported:

09/24/21 11:41

MW-3B

1090210-02 (Nonpotable Water)
Sample Date: 09/02/21

Analyte	Result	Notes	Units	Reporting Limit (MRL)	Detection Limit (LOD)	Dilution	Prepared	Analyzed	Analyst
pH measurement by EPA 9040C Prepared by pH (Paper or Meter)									
pH	7.18	O-07	pH Units			1	09/02/21	09/02/21 18:10	CRP
Turbidity by EPA 180.1 Prepared by Turbidity Prep									
Turbidity	16.2		NTU	0.500	0.110	1	09/03/21	09/03/21 09:52	CRP
Volatile Organics by EPA 8260B (GC/MS) Prepared by GCMS-WATER-VOLATILES									
Acetone	ND		ug/L	5.0	5.0	1	09/09/21	09/09/21 17:53	AS
Acrylonitrile	ND		ug/L	5.0	5.0	1	09/09/21	09/09/21 17:53	AS
Allyl chloride (3-Chloropropylene)	ND		ug/L	1.0	1.0	1	09/09/21	09/09/21 17:53	AS
Benzene	ND		ug/L	1.0	1.0	1	09/09/21	09/09/21 17:53	AS
Bromochloromethane	ND		ug/L	1.0	1.0	1	09/09/21	09/09/21 17:53	AS
Bromodichloromethane	ND		ug/L	1.0	1.0	1	09/09/21	09/09/21 17:53	AS
Bromoform	ND		ug/L	1.0	1.0	1	09/09/21	09/09/21 17:53	AS
Bromomethane	ND		ug/L	1.0	1.0	1	09/09/21	09/09/21 17:53	AS
2-Butanone (MEK)	ND		ug/L	5.0	5.0	1	09/09/21	09/09/21 17:53	AS
Carbon disulfide	ND		ug/L	1.0	1.0	1	09/09/21	09/09/21 17:53	AS
Carbon tetrachloride	ND		ug/L	1.0	1.0	1	09/09/21	09/09/21 17:53	AS
Chlorobenzene	ND		ug/L	1.0	1.0	1	09/09/21	09/09/21 17:53	AS
Chloroethane	ND		ug/L	1.0	1.0	1	09/09/21	09/09/21 17:53	AS
Chloroform	ND		ug/L	1.0	1.0	1	09/09/21	09/09/21 17:53	AS
Chloromethane	ND		ug/L	1.0	1.0	1	09/09/21	09/09/21 17:53	AS
Chloroprene	ND		ug/L	1.0	1.0	1	09/09/21	09/09/21 17:53	AS
Dibromochloromethane	ND		ug/L	1.0	1.0	1	09/09/21	09/09/21 17:53	AS
1,2-Dibromo-3-chloropropane	ND		ug/L	1.0	1.0	1	09/09/21	09/09/21 17:53	AS
1,2-Dibromoethane (EDB)	ND		ug/L	1.0	1.0	1	09/09/21	09/09/21 17:53	AS
Dibromomethane	ND		ug/L	1.0	1.0	1	09/09/21	09/09/21 17:53	AS
1,2-Dichlorobenzene	ND		ug/L	1.0	1.0	1	09/09/21	09/09/21 17:53	AS
1,4-Dichlorobenzene	ND		ug/L	1.0	1.0	1	09/09/21	09/09/21 17:53	AS
trans-1,4-Dichloro-2-butene	ND		ug/L	1.0	1.0	1	09/09/21	09/09/21 17:53	AS
1,1-Dichloroethane	ND		ug/L	1.0	1.0	1	09/09/21	09/09/21 17:53	AS
1,2-Dichloroethane	ND		ug/L	1.0	1.0	1	09/09/21	09/09/21 17:53	AS
1,1-Dichloroethene	ND		ug/L	1.0	1.0	1	09/09/21	09/09/21 17:53	AS
cis-1,2-Dichloroethene	ND		ug/L	1.0	1.0	1	09/09/21	09/09/21 17:53	AS
trans-1,2-Dichloroethene	ND		ug/L	1.0	1.0	1	09/09/21	09/09/21 17:53	AS



The results in this report apply to the samples analyzed in accordance with the chain of custody document. This analytical report must be reproduced in its entirety.

Rabecka Koons, Quality Assurance Officer

Project: GUDE LANDFILL

Project Number: 1556404
Project Manager: Laura Oakes

Report revised to include acrylonitrile. Consolidated report to include all results for all work orders listed on pages 2-4.
Reported:

09/24/21 11:41

MW-3B

1090210-02 (Nonpotable Water)
Sample Date: 09/02/21

Analyte	Result	Notes	Units	Reporting Limit (MRL)	Detection Limit (LOD)	Dilution	Prepared	Analyzed	Analyst
Volatile Organics by EPA 8260B (GC/MS) Prepared by GCMS-WATER-VOLATILES (continued)									
1,2-Dichloropropane	ND		ug/L	1.0	1.0	1	09/09/21	09/09/21 17:53	AS
1,3-Dichloropropane	ND		ug/L	1.0	1.0	1	09/09/21	09/09/21 17:53	AS
2,2-Dichloropropane	ND		ug/L	1.0	1.0	1	09/09/21	09/09/21 17:53	AS
1,1-Dichloropropene	ND		ug/L	1.0	1.0	1	09/09/21	09/09/21 17:53	AS
cis-1,3-Dichloropropene	ND		ug/L	1.0	1.0	1	09/09/21	09/09/21 17:53	AS
trans-1,3-Dichloropropene	ND		ug/L	1.0	1.0	1	09/09/21	09/09/21 17:53	AS
Ethyl methacrylate	ND		ug/L	5.0	5.0	1	09/09/21	09/09/21 17:53	AS
Ethylbenzene	ND		ug/L	1.0	1.0	1	09/09/21	09/09/21 17:53	AS
2-Hexanone	ND		ug/L	5.0	5.0	1	09/09/21	09/09/21 17:53	AS
Isobutanol	ND		ug/L	100	100	1	09/09/21	09/09/21 17:53	AS
Iodomethane	ND		ug/L	1.0	1.0	1	09/09/21	09/09/21 17:53	AS
Methyl tert-butyl ether (MTBE)	ND		ug/L	1.0	1.0	1	09/09/21	09/09/21 17:53	AS
4-Methyl-2-pentanone	ND		ug/L	5.0	5.0	1	09/09/21	09/09/21 17:53	AS
Methylene chloride	ND		ug/L	1.0	1.0	1	09/09/21	09/09/21 17:53	AS
Methyl methacrylate	ND		ug/L	5.0	5.0	1	09/09/21	09/09/21 17:53	AS
Styrene	ND		ug/L	1.0	1.0	1	09/09/21	09/09/21 17:53	AS
1,1,1,2-Tetrachloroethane	ND		ug/L	1.0	1.0	1	09/09/21	09/09/21 17:53	AS
1,1,2,2-Tetrachloroethane	ND		ug/L	1.0	1.0	1	09/09/21	09/09/21 17:53	AS
Tetrachloroethene	ND		ug/L	1.0	1.0	1	09/09/21	09/09/21 17:53	AS
Toluene	ND		ug/L	1.0	1.0	1	09/09/21	09/09/21 17:53	AS
1,1,1-Trichloroethane	ND		ug/L	1.0	1.0	1	09/09/21	09/09/21 17:53	AS
1,1,2-Trichloroethane	ND		ug/L	1.0	1.0	1	09/09/21	09/09/21 17:53	AS
Trichloroethene	ND		ug/L	1.0	1.0	1	09/09/21	09/09/21 17:53	AS
Trichlorofluoromethane (Freon 11)	ND		ug/L	1.0	1.0	1	09/09/21	09/09/21 17:53	AS
1,2,3-Trichloropropane	ND		ug/L	1.0	1.0	1	09/09/21	09/09/21 17:53	AS
Vinyl acetate	ND		ug/L	1.0	1.0	1	09/09/21	09/09/21 17:53	AS
Vinyl chloride	ND		ug/L	1.0	1.0	1	09/09/21	09/09/21 17:53	AS
o-Xylene	ND		ug/L	1.0	1.0	1	09/09/21	09/09/21 17:53	AS
m- & p-Xylenes	ND		ug/L	1.0	1.0	1	09/09/21	09/09/21 17:53	AS
Surrogate: 1,2-Dichloroethane-d4			70-130	104 %	09/09/21		09/09/21 17:53		
Surrogate: Toluene-d8			75-120	101 %	09/09/21		09/09/21 17:53		
Surrogate: 4-Bromofluorobenzene			75-120	95 %	09/09/21		09/09/21 17:53		

Rabecka Koons

The results in this report apply to the samples analyzed in accordance with the chain of custody document. This analytical report must be reproduced in its entirety.

Rabecka Koons, Quality Assurance Officer

Project: GUDE LANDFILL

Project Number: 1556404
Project Manager: Laura Oakes

Report revised to include acrylonitrile. Consolidated report to include all results for all work orders listed on pages 2-4.
Reported:

09/24/21 11:41

MW-3B

**1090210-02 (Nonpotable Water)
Sample Date: 09/02/21**

Analyte	Result	Notes	Units	Reporting Limit (MRL)	Detection Limit (LOD)	Dilution	Prepared	Analyzed	Analyst
EDB and DBCP by EPA 8011 Prepared by 504.1 EDB/DBCP									
1,2-Dibromo-3-chloropropane	ND		ug/L	0.047	0.047	1	09/07/21	09/07/21 23:30	EH
1,2-Dibromoethane (EDB)	ND		ug/L	0.019	0.019	1	09/07/21	09/07/21 23:30	EH
Total Metals Analysis by EPA 6020B Prepared by 3010A-Metals Digestion									
Hardness as CaCO3	94500		ug/L	500	500	1	09/03/21	09/07/21 13:38	CWK
Antimony	ND		ug/L	1.00	1.00	1	09/03/21	09/07/21 13:38	CWK
Arsenic	ND		ug/L	1.00	1.00	1	09/03/21	09/07/21 13:38	CWK
Barium	12.6		ug/L	1.00	1.00	1	09/03/21	09/07/21 13:38	CWK
Beryllium	ND		ug/L	1.00	1.00	1	09/03/21	09/07/21 13:38	CWK
Cadmium	ND		ug/L	1.00	1.00	1	09/03/21	09/07/21 13:38	CWK
Calcium	30200		ug/L	80.0	80.0	1	09/03/21	09/07/21 13:38	CWK
Chromium	5.57		ug/L	1.00	1.00	1	09/03/21	09/07/21 13:38	CWK
Cobalt	1.19		ug/L	1.00	1.00	1	09/03/21	09/07/21 13:38	CWK
Copper	4.36		ug/L	1.00	1.00	1	09/03/21	09/07/21 13:38	CWK
Iron	1380		ug/L	100	5.00	1	09/03/21	09/07/21 13:38	CWK
Lead	2.09		ug/L	1.00	1.00	1	09/03/21	09/07/21 13:38	CWK
Magnesium	4630		ug/L	100	100	1	09/03/21	09/07/21 13:38	CWK
Manganese	79.6		ug/L	1.00	1.00	1	09/03/21	09/07/21 13:38	CWK
Mercury	ND		ug/L	0.100	0.100	1	09/03/21	09/07/21 13:38	CWK
Nickel	5.07		ug/L	1.00	1.00	1	09/03/21	09/07/21 13:38	CWK
Potassium	2380		ug/L	100	100	1	09/03/21	09/07/21 13:38	CWK
Selenium	ND		ug/L	1.00	1.00	1	09/03/21	09/07/21 13:38	CWK
Silver	ND		ug/L	1.00	1.00	1	09/03/21	09/07/21 13:38	CWK
Sodium	16800		ug/L	100	100	1	09/03/21	09/07/21 13:38	CWK
Thallium	ND		ug/L	1.00	1.00	1	09/03/21	09/07/21 13:38	CWK
Vanadium	2.79		ug/L	1.00	1.00	1	09/03/21	09/07/21 13:38	CWK
Zinc	6.47		ug/L	4.00	4.00	1	09/03/21	09/07/21 13:38	CWK



Rabecka Koons, Quality Assurance Officer

The results in this report apply to the samples analyzed in accordance with the chain of custody document. This analytical report must be reproduced in its entirety.

Project: GUDE LANDFILL

Project Number: 1556404
Project Manager: Laura Oakes

Report revised to include acrylonitrile. Consolidated report to include all results for all work orders listed on pages 2-4.
Reported:

09/24/21 11:41

MW-3B

**1090210-02 (Nonpotable Water)
Sample Date: 09/02/21**

Analyte	Result	Notes	Units	Reporting Limit (MRL)	Detection Limit (LOD)	Dilution	Prepared	Analyzed	Analyst
Chemical Oxygen Demand by EPA 410.4 Prepared by COD (03) Prep									
COD	10.6		mg/L	3.0	3.0	1	09/07/21	09/07/21 15:21	CRP
Conductivity by SM2510 Prepared by Conductivity									
Conductivity	251		uS/cm			1	09/08/21	09/08/21 15:46	AD
Anions by EPA 300.0 Prepared by 300.0 Anions Prep									
Chloride	2.08		mg/L	0.500	0.500	1	09/02/21	09/03/21 04:06	VVD
Nitrate	0.074		mg/L	0.050	0.050	1	09/02/21	09/03/21 04:06	VVD
Nitrate (as N)	0.017		mg/L	0.011	0.011	1	09/02/21	09/03/21 04:06	VVD
Sulfate	12.2		mg/L	0.3	0.3	1	09/02/21	09/03/21 04:06	VVD
Total Suspended Solids by USGS I-3765-85 Prepared by TSS PREP									
Solids, Suspended	186		mg/L	5.7	5.7	1	09/03/21	09/07/21 12:13	ART
Total Dissolved Solids by SM 2540C Prepared by TDS Prep									
Solids, Dissolved	166	B	mg/L	10.0	10.0	1	09/07/21	09/09/21 13:28	CRP
EPA 350.1 Performed at Pace Analytical Services, LLC - Ormond Beach Lab									
Nitrogen, Ammonia	ND		mg/L	0.050	0.035	1	09/13/21	09/13/21 11:09	RRB
SM 2320B Performed at Pace Analytical Services, LLC - Ormond Beach Lab									
Alkalinity, Total as CaCO3	134		mg/L	5.0	5.0	1	09/15/21	09/15/21 11:37	AGS



Rabecka Koons, Quality Assurance Officer

The results in this report apply to the samples analyzed in accordance with the chain of custody document. This analytical report must be reproduced in its entirety.

Project: GUDE LANDFILL

Project Number: 1556404
Project Manager: Laura Oakes

Report revised to include acrylonitrile. Consolidated report to include all results for all work orders listed on pages 2-4.
Reported:

09/24/21 11:41

MW-3A

**1090210-03 (Nonpotable Water)
Sample Date: 09/02/21**

Analyte	Result	Notes	Units	Reporting Limit (MRL)	Detection Limit (LOD)	Dilution	Prepared	Analyzed	Analyst
pH measurement by EPA 9040C Prepared by pH (Paper or Meter)									
pH	5.85	O-07	pH Units			1	09/02/21	09/02/21 18:10	CRP
Turbidity by EPA 180.1 Prepared by Turbidity Prep									
Turbidity	64.8		NTU	5.00	1.10	10	09/03/21	09/03/21 10:36	CRP
Volatile Organics by EPA 8260B (GC/MS) Prepared by GCMS-WATER-VOLATILES									
Acetone	ND		ug/L	5.0	5.0	1	09/09/21	09/09/21 18:19	AS
Acrylonitrile	ND		ug/L	5.0	5.0	1	09/09/21	09/09/21 18:19	AS
Allyl chloride (3-Chloropropylene)	ND		ug/L	1.0	1.0	1	09/09/21	09/09/21 18:19	AS
Benzene	ND		ug/L	1.0	1.0	1	09/09/21	09/09/21 18:19	AS
Bromochloromethane	ND		ug/L	1.0	1.0	1	09/09/21	09/09/21 18:19	AS
Bromodichloromethane	ND		ug/L	1.0	1.0	1	09/09/21	09/09/21 18:19	AS
Bromoform	ND		ug/L	1.0	1.0	1	09/09/21	09/09/21 18:19	AS
Bromomethane	ND		ug/L	1.0	1.0	1	09/09/21	09/09/21 18:19	AS
2-Butanone (MEK)	ND		ug/L	5.0	5.0	1	09/09/21	09/09/21 18:19	AS
Carbon disulfide	ND		ug/L	1.0	1.0	1	09/09/21	09/09/21 18:19	AS
Carbon tetrachloride	ND		ug/L	1.0	1.0	1	09/09/21	09/09/21 18:19	AS
Chlorobenzene	ND		ug/L	1.0	1.0	1	09/09/21	09/09/21 18:19	AS
Chloroethane	ND		ug/L	1.0	1.0	1	09/09/21	09/09/21 18:19	AS
Chloroform	1.6		ug/L	1.0	1.0	1	09/09/21	09/09/21 18:19	AS
Chloromethane	ND		ug/L	1.0	1.0	1	09/09/21	09/09/21 18:19	AS
Chloroprene	ND		ug/L	1.0	1.0	1	09/09/21	09/09/21 18:19	AS
Dibromochloromethane	ND		ug/L	1.0	1.0	1	09/09/21	09/09/21 18:19	AS
1,2-Dibromo-3-chloropropane	ND		ug/L	1.0	1.0	1	09/09/21	09/09/21 18:19	AS
1,2-Dibromoethane (EDB)	ND		ug/L	1.0	1.0	1	09/09/21	09/09/21 18:19	AS
Dibromomethane	ND		ug/L	1.0	1.0	1	09/09/21	09/09/21 18:19	AS
1,2-Dichlorobenzene	ND		ug/L	1.0	1.0	1	09/09/21	09/09/21 18:19	AS
1,4-Dichlorobenzene	ND		ug/L	1.0	1.0	1	09/09/21	09/09/21 18:19	AS
trans-1,4-Dichloro-2-butene	ND		ug/L	1.0	1.0	1	09/09/21	09/09/21 18:19	AS
1,1-Dichloroethane	ND		ug/L	1.0	1.0	1	09/09/21	09/09/21 18:19	AS
1,2-Dichloroethane	ND		ug/L	1.0	1.0	1	09/09/21	09/09/21 18:19	AS
1,1-Dichloroethene	ND		ug/L	1.0	1.0	1	09/09/21	09/09/21 18:19	AS
cis-1,2-Dichloroethene	ND		ug/L	1.0	1.0	1	09/09/21	09/09/21 18:19	AS
trans-1,2-Dichloroethene	ND		ug/L	1.0	1.0	1	09/09/21	09/09/21 18:19	AS

The results in this report apply to the samples analyzed in accordance with the chain of custody document. This analytical report must be reproduced in its entirety.



Rabecka Koons, Quality Assurance Officer

Project: GUDE LANDFILL

Project Number: 1556404
Project Manager: Laura Oakes

Report revised to include acrylonitrile. Consolidated report to include all results for all work orders listed on pages 2-4.
Reported:

09/24/21 11:41

MW-3A

**1090210-03 (Nonpotable Water)
Sample Date: 09/02/21**

Analyte	Result	Notes	Units	Reporting Limit (MRL)	Detection Limit (LOD)	Dilution	Prepared	Analyzed	Analyst
Volatile Organics by EPA 8260B (GC/MS) Prepared by GCMS-WATER-VOLATILES (continued)									
1,2-Dichloropropane	ND		ug/L	1.0	1.0	1	09/09/21	09/09/21 18:19	AS
1,3-Dichloropropane	ND		ug/L	1.0	1.0	1	09/09/21	09/09/21 18:19	AS
2,2-Dichloropropane	ND		ug/L	1.0	1.0	1	09/09/21	09/09/21 18:19	AS
1,1-Dichloropropene	ND		ug/L	1.0	1.0	1	09/09/21	09/09/21 18:19	AS
cis-1,3-Dichloropropene	ND		ug/L	1.0	1.0	1	09/09/21	09/09/21 18:19	AS
trans-1,3-Dichloropropene	ND		ug/L	1.0	1.0	1	09/09/21	09/09/21 18:19	AS
Ethyl methacrylate	ND		ug/L	5.0	5.0	1	09/09/21	09/09/21 18:19	AS
Ethylbenzene	ND		ug/L	1.0	1.0	1	09/09/21	09/09/21 18:19	AS
2-Hexanone	ND		ug/L	5.0	5.0	1	09/09/21	09/09/21 18:19	AS
Isobutanol	ND		ug/L	100	100	1	09/09/21	09/09/21 18:19	AS
Iodomethane	ND		ug/L	1.0	1.0	1	09/09/21	09/09/21 18:19	AS
Methyl tert-butyl ether (MTBE)	ND		ug/L	1.0	1.0	1	09/09/21	09/09/21 18:19	AS
4-Methyl-2-pentanone	ND		ug/L	5.0	5.0	1	09/09/21	09/09/21 18:19	AS
Methylene chloride	ND		ug/L	1.0	1.0	1	09/09/21	09/09/21 18:19	AS
Methyl methacrylate	ND		ug/L	5.0	5.0	1	09/09/21	09/09/21 18:19	AS
Styrene	ND		ug/L	1.0	1.0	1	09/09/21	09/09/21 18:19	AS
1,1,1,2-Tetrachloroethane	ND		ug/L	1.0	1.0	1	09/09/21	09/09/21 18:19	AS
1,1,2,2-Tetrachloroethane	ND		ug/L	1.0	1.0	1	09/09/21	09/09/21 18:19	AS
Tetrachloroethene	ND		ug/L	1.0	1.0	1	09/09/21	09/09/21 18:19	AS
Toluene	ND		ug/L	1.0	1.0	1	09/09/21	09/09/21 18:19	AS
1,1,1-Trichloroethane	ND		ug/L	1.0	1.0	1	09/09/21	09/09/21 18:19	AS
1,1,2-Trichloroethane	ND		ug/L	1.0	1.0	1	09/09/21	09/09/21 18:19	AS
Trichloroethene	ND		ug/L	1.0	1.0	1	09/09/21	09/09/21 18:19	AS
Trichlorofluoromethane (Freon 11)	ND		ug/L	1.0	1.0	1	09/09/21	09/09/21 18:19	AS
1,2,3-Trichloropropane	ND		ug/L	1.0	1.0	1	09/09/21	09/09/21 18:19	AS
Vinyl acetate	ND		ug/L	1.0	1.0	1	09/09/21	09/09/21 18:19	AS
Vinyl chloride	ND		ug/L	1.0	1.0	1	09/09/21	09/09/21 18:19	AS
o-Xylene	ND		ug/L	1.0	1.0	1	09/09/21	09/09/21 18:19	AS
m- & p-Xylenes	ND		ug/L	1.0	1.0	1	09/09/21	09/09/21 18:19	AS
Surrogate: 1,2-Dichloroethane-d4			70-130	104 %	09/09/21		09/09/21 18:19		
Surrogate: Toluene-d8			75-120	101 %	09/09/21		09/09/21 18:19		
Surrogate: 4-Bromofluorobenzene			75-120	97 %	09/09/21		09/09/21 18:19		



Rabecka Koons, Quality Assurance Officer

The results in this report apply to the samples analyzed in accordance with the chain of custody document. This analytical report must be reproduced in its entirety.

Project: GUDE LANDFILL

Project Number: 1556404
Project Manager: Laura Oakes

Report revised to include acrylonitrile. Consolidated report to include all results for all work orders listed on pages 2-4.
Reported:

09/24/21 11:41

MW-3A

**1090210-03 (Nonpotable Water)
Sample Date: 09/02/21**

Analyte	Result	Notes	Units	Reporting Limit (MRL)	Detection Limit (LOD)	Dilution	Prepared	Analyzed	Analyst
EDB and DBCP by EPA 8011 Prepared by 504.1 EDB/DBCP									
1,2-Dibromo-3-chloropropane	ND		ug/L	0.047	0.047	1	09/07/21	09/07/21 23:47	EH
1,2-Dibromoethane (EDB)	ND		ug/L	0.019	0.019	1	09/07/21	09/07/21 23:47	EH
Total Metals Analysis by EPA 6020B Prepared by 3010A-Metals Digestion									
Hardness as CaCO3	20400		ug/L	500	500	1	09/03/21	09/07/21 13:40	CWK
Antimony	ND		ug/L	1.00	1.00	1	09/03/21	09/07/21 13:40	CWK
Arsenic	ND		ug/L	1.00	1.00	1	09/03/21	09/07/21 13:40	CWK
Barium	22.7		ug/L	1.00	1.00	1	09/03/21	09/07/21 13:40	CWK
Beryllium	ND		ug/L	1.00	1.00	1	09/03/21	09/07/21 13:40	CWK
Cadmium	ND		ug/L	1.00	1.00	1	09/03/21	09/07/21 13:40	CWK
Calcium	2930		ug/L	80.0	80.0	1	09/03/21	09/07/21 13:40	CWK
Chromium	7.31		ug/L	1.00	1.00	1	09/03/21	09/07/21 13:40	CWK
Cobalt	4.55		ug/L	1.00	1.00	1	09/03/21	09/07/21 13:40	CWK
Copper	11.3		ug/L	1.00	1.00	1	09/03/21	09/07/21 13:40	CWK
Iron	6230		ug/L	100	5.00	1	09/03/21	09/07/21 13:40	CWK
Lead	3.06		ug/L	1.00	1.00	1	09/03/21	09/07/21 13:40	CWK
Magnesium	3170		ug/L	100	100	1	09/03/21	09/07/21 13:40	CWK
Manganese	323		ug/L	1.00	1.00	1	09/03/21	09/07/21 13:40	CWK
Mercury	ND		ug/L	0.100	0.100	1	09/03/21	09/07/21 13:40	CWK
Nickel	6.73		ug/L	1.00	1.00	1	09/03/21	09/07/21 13:40	CWK
Potassium	2450		ug/L	100	100	1	09/03/21	09/07/21 13:40	CWK
Selenium	ND		ug/L	1.00	1.00	1	09/03/21	09/07/21 13:40	CWK
Silver	ND		ug/L	1.00	1.00	1	09/03/21	09/07/21 13:40	CWK
Sodium	3510		ug/L	100	100	1	09/03/21	09/07/21 13:40	CWK
Thallium	ND		ug/L	1.00	1.00	1	09/03/21	09/07/21 13:40	CWK
Vanadium	9.85		ug/L	1.00	1.00	1	09/03/21	09/07/21 13:40	CWK
Zinc	22.7		ug/L	4.00	4.00	1	09/03/21	09/07/21 13:40	CWK

Rabecka Koons

Rabecka Koons, Quality Assurance Officer

The results in this report apply to the samples analyzed in accordance with the chain of custody document. This analytical report must be reproduced in its entirety.

Project: GUDE LANDFILL

Project Number: 1556404
Project Manager: Laura Oakes

Report revised to include acrylonitrile. Consolidated report to include all results for all work orders listed on pages 2-4.
Reported:

09/24/21 11:41

MW-3A

**1090210-03 (Nonpotable Water)
Sample Date: 09/02/21**

Analyte	Result	Notes	Units	Reporting Limit (MRL)	Detection Limit (LOD)	Dilution	Prepared	Analyzed	Analyst
Chemical Oxygen Demand by EPA 410.4 Prepared by COD (03) Prep									
COD	10.3		mg/L	3.0	3.0	1	09/07/21	09/07/21 15:21	CRP
Conductivity by SM2510 Prepared by Conductivity									
Conductivity	43.8		uS/cm			1	09/08/21	09/08/21 15:46	AD
Anions by EPA 300.0 Prepared by 300.0 Anions Prep									
Chloride	2.57		mg/L	0.500	0.500	1	09/02/21	09/03/21 04:28	VVD
Nitrate	ND		mg/L	0.050	0.050	1	09/02/21	09/03/21 04:28	VVD
Nitrate (as N)	ND		mg/L	0.011	0.011	1	09/02/21	09/03/21 04:28	VVD
Sulfate	ND		mg/L	0.3	0.3	1	09/02/21	09/03/21 04:28	VVD
Total Suspended Solids by USGS I-3765-85 Prepared by TSS PREP									
Solids, Suspended	1110		mg/L	16.7	16.7	1	09/03/21	09/07/21 12:13	ART
Total Dissolved Solids by SM 2540C Prepared by TDS Prep									
Solids, Dissolved	20.0	B	mg/L	10.0	10.0	1	09/07/21	09/09/21 13:28	CRP
EPA 350.1 Performed at Pace Analytical Services, LLC - Ormond Beach Lab									
Nitrogen, Ammonia	ND		mg/L	0.050	0.035	1	09/13/21	09/13/21 11:11	RRB
SM 2320B Performed at Pace Analytical Services, LLC - Ormond Beach Lab									
Alkalinity, Total as CaCO3	15.2		mg/L	5.0	5.0	1	09/15/21	09/15/21 11:47	AGS



Rabecka Koons, Quality Assurance Officer

The results in this report apply to the samples analyzed in accordance with the chain of custody document. This analytical report must be reproduced in its entirety.

Project: GUDE LANDFILL

Project Number: 1556404
Project Manager: Laura Oakes

Report revised to include acrylonitrile. Consolidated report to include all results for all work orders listed on pages 2-4.
Reported:

09/24/21 11:41

OB08A

**1090210-04 (Nonpotable Water)
Sample Date: 09/02/21**

Analyte	Result	Notes	Units	Reporting Limit (MRL)	Detection Limit (LOD)	Dilution	Prepared	Analyzed	Analyst
pH measurement by EPA 9040C Prepared by pH (Paper or Meter)									
pH	6.51	O-07	pH Units			1	09/02/21	09/02/21 18:10	CRP
Turbidity by EPA 180.1 Prepared by Turbidity Prep									
Turbidity	ND		NTU	0.500	0.110	1	09/03/21	09/03/21 10:01	CRP
Volatile Organics by EPA 8260B (GC/MS) Prepared by GCMS-WATER-VOLATILES									
Acetone	ND		ug/L	5.0	5.0	1	09/09/21	09/09/21 18:43	AS
Acrylonitrile	ND		ug/L	5.0	5.0	1	09/09/21	09/09/21 18:43	AS
Allyl chloride (3-Chloropropylene)	ND		ug/L	1.0	1.0	1	09/09/21	09/09/21 18:43	AS
Benzene	ND		ug/L	1.0	1.0	1	09/09/21	09/09/21 18:43	AS
Bromochloromethane	ND		ug/L	1.0	1.0	1	09/09/21	09/09/21 18:43	AS
Bromodichloromethane	ND		ug/L	1.0	1.0	1	09/09/21	09/09/21 18:43	AS
Bromoform	ND		ug/L	1.0	1.0	1	09/09/21	09/09/21 18:43	AS
Bromomethane	ND		ug/L	1.0	1.0	1	09/09/21	09/09/21 18:43	AS
2-Butanone (MEK)	ND		ug/L	5.0	5.0	1	09/09/21	09/09/21 18:43	AS
Carbon disulfide	ND		ug/L	1.0	1.0	1	09/09/21	09/09/21 18:43	AS
Carbon tetrachloride	ND		ug/L	1.0	1.0	1	09/09/21	09/09/21 18:43	AS
Chlorobenzene	7.3		ug/L	1.0	1.0	1	09/09/21	09/09/21 18:43	AS
Chloroethane	ND		ug/L	1.0	1.0	1	09/09/21	09/09/21 18:43	AS
Chloroform	ND		ug/L	1.0	1.0	1	09/09/21	09/09/21 18:43	AS
Chloromethane	ND		ug/L	1.0	1.0	1	09/09/21	09/09/21 18:43	AS
Chloroprene	ND		ug/L	1.0	1.0	1	09/09/21	09/09/21 18:43	AS
Dibromochloromethane	ND		ug/L	1.0	1.0	1	09/09/21	09/09/21 18:43	AS
1,2-Dibromo-3-chloropropane	ND		ug/L	1.0	1.0	1	09/09/21	09/09/21 18:43	AS
1,2-Dibromoethane (EDB)	ND		ug/L	1.0	1.0	1	09/09/21	09/09/21 18:43	AS
Dibromomethane	ND		ug/L	1.0	1.0	1	09/09/21	09/09/21 18:43	AS
1,2-Dichlorobenzene	ND		ug/L	1.0	1.0	1	09/09/21	09/09/21 18:43	AS
1,4-Dichlorobenzene	4.3		ug/L	1.0	1.0	1	09/09/21	09/09/21 18:43	AS
trans-1,4-Dichloro-2-butene	ND		ug/L	1.0	1.0	1	09/09/21	09/09/21 18:43	AS
1,1-Dichloroethane	ND		ug/L	1.0	1.0	1	09/09/21	09/09/21 18:43	AS
1,2-Dichloroethane	ND		ug/L	1.0	1.0	1	09/09/21	09/09/21 18:43	AS
1,1-Dichloroethene	ND		ug/L	1.0	1.0	1	09/09/21	09/09/21 18:43	AS
cis-1,2-Dichloroethene	8.7		ug/L	1.0	1.0	1	09/09/21	09/09/21 18:43	AS
trans-1,2-Dichloroethene	ND		ug/L	1.0	1.0	1	09/09/21	09/09/21 18:43	AS

The results in this report apply to the samples analyzed in accordance with the chain of custody document. This analytical report must be reproduced in its entirety.



Rabecka Koons, Quality Assurance Officer

Project: GUDE LANDFILL

Project Number: 1556404
Project Manager: Laura Oakes

Report revised to include acrylonitrile. Consolidated report to include all results for all work orders listed on pages 2-4.
Reported:

09/24/21 11:41

OB08A

1090210-04 (Nonpotable Water)
Sample Date: 09/02/21

Analyte	Result	Notes	Units	Reporting Limit (MRL)	Detection Limit (LOD)	Dilution	Prepared	Analyzed	Analyst
Volatile Organics by EPA 8260B (GC/MS) Prepared by GCMS-WATER-VOLATILES (continued)									
1,2-Dichloropropane	ND		ug/L	1.0	1.0	1	09/09/21	09/09/21 18:43	AS
1,3-Dichloropropane	ND		ug/L	1.0	1.0	1	09/09/21	09/09/21 18:43	AS
2,2-Dichloropropane	ND		ug/L	1.0	1.0	1	09/09/21	09/09/21 18:43	AS
1,1-Dichloropropene	ND		ug/L	1.0	1.0	1	09/09/21	09/09/21 18:43	AS
cis-1,3-Dichloropropene	ND		ug/L	1.0	1.0	1	09/09/21	09/09/21 18:43	AS
trans-1,3-Dichloropropene	ND		ug/L	1.0	1.0	1	09/09/21	09/09/21 18:43	AS
Ethyl methacrylate	ND		ug/L	5.0	5.0	1	09/09/21	09/09/21 18:43	AS
Ethylbenzene	ND		ug/L	1.0	1.0	1	09/09/21	09/09/21 18:43	AS
2-Hexanone	ND		ug/L	5.0	5.0	1	09/09/21	09/09/21 18:43	AS
Isobutanol	ND		ug/L	100	100	1	09/09/21	09/09/21 18:43	AS
Iodomethane	ND		ug/L	1.0	1.0	1	09/09/21	09/09/21 18:43	AS
Methyl tert-butyl ether (MTBE)	ND		ug/L	1.0	1.0	1	09/09/21	09/09/21 18:43	AS
4-Methyl-2-pentanone	ND		ug/L	5.0	5.0	1	09/09/21	09/09/21 18:43	AS
Methylene chloride	ND		ug/L	1.0	1.0	1	09/09/21	09/09/21 18:43	AS
Methyl methacrylate	ND		ug/L	5.0	5.0	1	09/09/21	09/09/21 18:43	AS
Styrene	ND		ug/L	1.0	1.0	1	09/09/21	09/09/21 18:43	AS
1,1,1,2-Tetrachloroethane	ND		ug/L	1.0	1.0	1	09/09/21	09/09/21 18:43	AS
1,1,2,2-Tetrachloroethane	ND		ug/L	1.0	1.0	1	09/09/21	09/09/21 18:43	AS
Tetrachloroethene	ND		ug/L	1.0	1.0	1	09/09/21	09/09/21 18:43	AS
Toluene	ND		ug/L	1.0	1.0	1	09/09/21	09/09/21 18:43	AS
1,1,1-Trichloroethane	ND		ug/L	1.0	1.0	1	09/09/21	09/09/21 18:43	AS
1,1,2-Trichloroethane	ND		ug/L	1.0	1.0	1	09/09/21	09/09/21 18:43	AS
Trichloroethene	ND		ug/L	1.0	1.0	1	09/09/21	09/09/21 18:43	AS
Trichlorofluoromethane (Freon 11)	ND		ug/L	1.0	1.0	1	09/09/21	09/09/21 18:43	AS
1,2,3-Trichloropropane	ND		ug/L	1.0	1.0	1	09/09/21	09/09/21 18:43	AS
Vinyl acetate	ND		ug/L	1.0	1.0	1	09/09/21	09/09/21 18:43	AS
Vinyl chloride	ND		ug/L	1.0	1.0	1	09/09/21	09/09/21 18:43	AS
o-Xylene	ND		ug/L	1.0	1.0	1	09/09/21	09/09/21 18:43	AS
m- & p-Xylenes	ND		ug/L	1.0	1.0	1	09/09/21	09/09/21 18:43	AS
Surrogate: 1,2-Dichloroethane-d4			70-130	102 %	09/09/21		09/09/21 18:43		
Surrogate: Toluene-d8			75-120	101 %	09/09/21		09/09/21 18:43		
Surrogate: 4-Bromofluorobenzene			75-120	96 %	09/09/21		09/09/21 18:43		



Rabecka Koons, Quality Assurance Officer

The results in this report apply to the samples analyzed in accordance with the chain of custody document. This analytical report must be reproduced in its entirety.

Project: GUDE LANDFILL

Project Number: 1556404
Project Manager: Laura Oakes

Report revised to include acrylonitrile. Consolidated report to include all results for all work orders listed on pages 2-4.
Reported:

09/24/21 11:41

OB08A

**1090210-04 (Nonpotable Water)
Sample Date: 09/02/21**

Analyte	Result	Notes	Units	Reporting Limit (MRL)	Detection Limit (LOD)	Dilution	Prepared	Analyzed	Analyst
EDB and DBCP by EPA 8011 Prepared by 504.1 EDB/DBCP									
1,2-Dibromo-3-chloropropane	ND		ug/L	0.047	0.047	1	09/07/21	09/08/21 00:04	EH
1,2-Dibromoethane (EDB)	ND		ug/L	0.019	0.019	1	09/07/21	09/08/21 00:04	EH
Total Metals Analysis by EPA 6020B Prepared by 3010A-Metals Digestion									
Hardness as CaCO3	237000		ug/L	500	500	1	09/03/21	09/07/21 13:43	CWK
Antimony	ND		ug/L	1.00	1.00	1	09/03/21	09/07/21 13:43	CWK
Arsenic	ND		ug/L	1.00	1.00	1	09/03/21	09/07/21 13:43	CWK
Barium	164		ug/L	1.00	1.00	1	09/03/21	09/07/21 13:43	CWK
Beryllium	ND		ug/L	1.00	1.00	1	09/03/21	09/07/21 13:43	CWK
Cadmium	ND		ug/L	1.00	1.00	1	09/03/21	09/07/21 13:43	CWK
Calcium	64800		ug/L	80.0	80.0	1	09/03/21	09/07/21 13:43	CWK
Chromium	ND		ug/L	1.00	1.00	1	09/03/21	09/07/21 13:43	CWK
Cobalt	5.63		ug/L	1.00	1.00	1	09/03/21	09/07/21 13:43	CWK
Copper	ND		ug/L	1.00	1.00	1	09/03/21	09/07/21 13:43	CWK
Iron	103		ug/L	100	5.00	1	09/03/21	09/07/21 13:43	CWK
Lead	ND		ug/L	1.00	1.00	1	09/03/21	09/07/21 13:43	CWK
Magnesium	18300		ug/L	100	100	1	09/03/21	09/07/21 13:43	CWK
Manganese	5820		ug/L	10.0	10.0	10	09/03/21	09/07/21 17:00	CWK
Mercury	ND		ug/L	0.100	0.100	1	09/03/21	09/07/21 13:43	CWK
Nickel	6.46		ug/L	1.00	1.00	1	09/03/21	09/07/21 13:43	CWK
Potassium	2920		ug/L	100	100	1	09/03/21	09/07/21 13:43	CWK
Selenium	ND		ug/L	1.00	1.00	1	09/03/21	09/07/21 13:43	CWK
Silver	ND		ug/L	1.00	1.00	1	09/03/21	09/07/21 13:43	CWK
Sodium	25800		ug/L	100	100	1	09/03/21	09/07/21 13:43	CWK
Thallium	ND		ug/L	1.00	1.00	1	09/03/21	09/07/21 13:43	CWK
Vanadium	1.01		ug/L	1.00	1.00	1	09/03/21	09/07/21 13:43	CWK
Zinc	ND		ug/L	4.00	4.00	1	09/03/21	09/07/21 13:43	CWK



Rabecka Koons, Quality Assurance Officer

The results in this report apply to the samples analyzed in accordance with the chain of custody document. This analytical report must be reproduced in its entirety.

Project: GUDE LANDFILL

Project Number: 1556404
Project Manager: Laura Oakes

Report revised to include acrylonitrile. Consolidated report to include all results for all work orders listed on pages 2-4.
Reported:

09/24/21 11:41

OB08A

1090210-04 (Nonpotable Water)
Sample Date: 09/02/21

Analyte	Result	Notes	Units	Reporting Limit (MRL)	Detection Limit (LOD)	Dilution	Prepared	Analyzed	Analyst
Chemical Oxygen Demand by EPA 410.4 Prepared by COD (03) Prep									
COD	18.1		mg/L	3.0	3.0	1	09/07/21	09/07/21 15:22	CRP
Conductivity by SM2510 Prepared by Conductivity									
Conductivity	614		uS/cm			1	09/08/21	09/08/21 15:46	AD
Anions by EPA 300.0 Prepared by 300.0 Anions Prep									
Chloride	56.3		mg/L	0.500	0.500	1	09/02/21	09/03/21 04:49	VVD
Nitrate	ND		mg/L	0.050	0.050	1	09/02/21	09/03/21 04:49	VVD
Nitrate (as N)	ND		mg/L	0.011	0.011	1	09/02/21	09/03/21 04:49	VVD
Sulfate	5.8		mg/L	0.3	0.3	1	09/02/21	09/03/21 04:49	VVD
Total Suspended Solids by USGS I-3765-85 Prepared by TSS PREP									
Solids, Suspended	ND		mg/L	2.3	2.3	1	09/03/21	09/07/21 12:13	ART
Total Dissolved Solids by SM 2540C Prepared by TDS Prep									
Solids, Dissolved	351	B	mg/L	10.0	10.0	1	09/07/21	09/09/21 13:28	CRP
EPA 350.1 Performed at Pace Analytical Services, LLC - Ormond Beach Lab									
Nitrogen, Ammonia	0.036	I	mg/L	0.050	0.035	1	09/13/21	09/13/21 11:12	RRB
SM 2320B Performed at Pace Analytical Services, LLC - Ormond Beach Lab									
Alkalinity, Total as CaCO3	241		mg/L	5.0	5.0	1	09/15/21	09/15/21 11:54	AGS



Rabecka Koons, Quality Assurance Officer

The results in this report apply to the samples analyzed in accordance with the chain of custody document. This analytical report must be reproduced in its entirety.

Project: GUDE LANDFILL

Project Number: 1556404
Project Manager: Laura Oakes

Report revised to include acrylonitrile. Consolidated report to include all results for all work orders listed on pages 2-4.
Reported:

09/24/21 11:41

OB08

**1090210-05 (Nonpotable Water)
Sample Date: 09/02/21**

Analyte	Result	Notes	Units	Reporting Limit (MRL)	Detection Limit (LOD)	Dilution	Prepared	Analyzed	Analyst
pH measurement by EPA 9040C Prepared by pH (Paper or Meter)									
pH	6.26	O-07	pH Units			1	09/02/21	09/02/21 18:10	CRP
Turbidity by EPA 180.1 Prepared by Turbidity Prep									
Turbidity	3.05		NTU	0.500	0.110	1	09/03/21	09/03/21 10:05	CRP
Volatile Organics by EPA 8260B (GC/MS) Prepared by GCMS-WATER-VOLATILES									
Acetone	ND		ug/L	5.0	5.0	1	09/09/21	09/09/21 15:17	AS
Acrylonitrile	ND		ug/L	5.0	5.0	1	09/09/21	09/09/21 15:17	AS
Allyl chloride (3-Chloropropylene)	ND		ug/L	1.0	1.0	1	09/09/21	09/09/21 15:17	AS
Benzene	1.2		ug/L	1.0	1.0	1	09/09/21	09/09/21 15:17	AS
Bromochloromethane	ND		ug/L	1.0	1.0	1	09/09/21	09/09/21 15:17	AS
Bromodichloromethane	ND		ug/L	1.0	1.0	1	09/09/21	09/09/21 15:17	AS
Bromoform	ND		ug/L	1.0	1.0	1	09/09/21	09/09/21 15:17	AS
Bromomethane	ND		ug/L	1.0	1.0	1	09/09/21	09/09/21 15:17	AS
2-Butanone (MEK)	ND		ug/L	5.0	5.0	1	09/09/21	09/09/21 15:17	AS
Carbon disulfide	ND		ug/L	1.0	1.0	1	09/09/21	09/09/21 15:17	AS
Carbon tetrachloride	ND		ug/L	1.0	1.0	1	09/09/21	09/09/21 15:17	AS
Chlorobenzene	11.8		ug/L	1.0	1.0	1	09/09/21	09/09/21 15:17	AS
Chloroethane	ND		ug/L	1.0	1.0	1	09/09/21	09/09/21 15:17	AS
Chloroform	ND		ug/L	1.0	1.0	1	09/09/21	09/09/21 15:17	AS
Chloromethane	ND		ug/L	1.0	1.0	1	09/09/21	09/09/21 15:17	AS
Chloroprene	ND		ug/L	1.0	1.0	1	09/09/21	09/09/21 15:17	AS
Dibromochloromethane	ND		ug/L	1.0	1.0	1	09/09/21	09/09/21 15:17	AS
1,2-Dibromo-3-chloropropane	ND		ug/L	1.0	1.0	1	09/09/21	09/09/21 15:17	AS
1,2-Dibromoethane (EDB)	ND		ug/L	1.0	1.0	1	09/09/21	09/09/21 15:17	AS
Dibromomethane	ND		ug/L	1.0	1.0	1	09/09/21	09/09/21 15:17	AS
1,2-Dichlorobenzene	ND		ug/L	1.0	1.0	1	09/09/21	09/09/21 15:17	AS
1,4-Dichlorobenzene	7.2		ug/L	1.0	1.0	1	09/09/21	09/09/21 15:17	AS
trans-1,4-Dichloro-2-butene	ND		ug/L	1.0	1.0	1	09/09/21	09/09/21 15:17	AS
1,1-Dichloroethane	ND		ug/L	1.0	1.0	1	09/09/21	09/09/21 15:17	AS
1,2-Dichloroethane	ND		ug/L	1.0	1.0	1	09/09/21	09/09/21 15:17	AS
1,1-Dichloroethene	ND		ug/L	1.0	1.0	1	09/09/21	09/09/21 15:17	AS
cis-1,2-Dichloroethene	7.3		ug/L	1.0	1.0	1	09/09/21	09/09/21 15:17	AS
trans-1,2-Dichloroethene	ND		ug/L	1.0	1.0	1	09/09/21	09/09/21 15:17	AS
1,2-Dichloropropane	ND		ug/L	1.0	1.0	1	09/09/21	09/09/21 15:17	AS



Rabecka Koons, Quality Assurance Officer

The results in this report apply to the samples analyzed in accordance with the chain of custody document. This analytical report must be reproduced in its entirety.

Project: GUDE LANDFILL

Report revised to include acrylonitrile. Consolidated report to include all results for all work orders listed on pages 2-4.

Project Number: 1556404

Project Manager: Laura Oakes

Reported:

09/24/21 11:41

OB08

1090210-05 (Nonpotable Water)

Sample Date: 09/02/21

Analyte	Result	Notes	Units	Reporting Limit (MRL)	Detection Limit (LOD)	Dilution	Prepared	Analyzed	Analyst
Volatile Organics by EPA 8260B (GC/MS) Prepared by GCMS-WATER-VOLATILES (continued)									
1,3-Dichloropropane	ND		ug/L	1.0	1.0	1	09/09/21	09/09/21 15:17	AS
2,2-Dichloropropane	ND		ug/L	1.0	1.0	1	09/09/21	09/09/21 15:17	AS
1,1-Dichloropropene	ND		ug/L	1.0	1.0	1	09/09/21	09/09/21 15:17	AS
cis-1,3-Dichloropropene	ND		ug/L	1.0	1.0	1	09/09/21	09/09/21 15:17	AS
trans-1,3-Dichloropropene	ND		ug/L	1.0	1.0	1	09/09/21	09/09/21 15:17	AS
Ethyl methacrylate	ND		ug/L	5.0	5.0	1	09/09/21	09/09/21 15:17	AS
Ethylbenzene	ND		ug/L	1.0	1.0	1	09/09/21	09/09/21 15:17	AS
2-Hexanone	ND		ug/L	5.0	5.0	1	09/09/21	09/09/21 15:17	AS
Isobutanol	ND		ug/L	100	100	1	09/09/21	09/09/21 15:17	AS
Iodomethane	ND		ug/L	1.0	1.0	1	09/09/21	09/09/21 15:17	AS
Methyl tert-butyl ether (MTBE)	ND		ug/L	1.0	1.0	1	09/09/21	09/09/21 15:17	AS
4-Methyl-2-pentanone	ND		ug/L	5.0	5.0	1	09/09/21	09/09/21 15:17	AS
Methylene chloride	ND		ug/L	1.0	1.0	1	09/09/21	09/09/21 15:17	AS
Methyl methacrylate	ND		ug/L	5.0	5.0	1	09/09/21	09/09/21 15:17	AS
Styrene	ND		ug/L	1.0	1.0	1	09/09/21	09/09/21 15:17	AS
1,1,1,2-Tetrachloroethane	ND		ug/L	1.0	1.0	1	09/09/21	09/09/21 15:17	AS
1,1,2,2-Tetrachloroethane	ND		ug/L	1.0	1.0	1	09/09/21	09/09/21 15:17	AS
Tetrachloroethene	ND		ug/L	1.0	1.0	1	09/09/21	09/09/21 15:17	AS
Toluene	ND		ug/L	1.0	1.0	1	09/09/21	09/09/21 15:17	AS
1,1,1-Trichloroethane	ND		ug/L	1.0	1.0	1	09/09/21	09/09/21 15:17	AS
1,1,2-Trichloroethane	ND		ug/L	1.0	1.0	1	09/09/21	09/09/21 15:17	AS
Trichloroethene	ND		ug/L	1.0	1.0	1	09/09/21	09/09/21 15:17	AS
Trichlorofluoromethane (Freon 11)	ND		ug/L	1.0	1.0	1	09/09/21	09/09/21 15:17	AS
1,2,3-Trichloropropane	ND		ug/L	1.0	1.0	1	09/09/21	09/09/21 15:17	AS
Vinyl acetate	ND		ug/L	1.0	1.0	1	09/09/21	09/09/21 15:17	AS
Vinyl chloride	1.2		ug/L	1.0	1.0	1	09/09/21	09/09/21 15:17	AS
o-Xylene	ND		ug/L	1.0	1.0	1	09/09/21	09/09/21 15:17	AS
m- & p-Xylenes	ND		ug/L	1.0	1.0	1	09/09/21	09/09/21 15:17	AS
Surrogate: 1,2-Dichloroethane-d4			70-130	99 %	09/09/21		09/09/21 15:17		
Surrogate: Toluene-d8			75-120	100 %	09/09/21		09/09/21 15:17		
Surrogate: 4-Bromofluorobenzene			75-120	99 %	09/09/21		09/09/21 15:17		

Rabecka Koons

The results in this report apply to the samples analyzed in accordance with the chain of custody document. This analytical report must be reproduced in its entirety.

Rabecka Koons, Quality Assurance Officer

Project: GUDE LANDFILL

Project Number: 1556404
Project Manager: Laura Oakes

Report revised to include acrylonitrile. Consolidated report to include all results for all work orders listed on pages 2-4.
Reported:

09/24/21 11:41

OB08

**1090210-05 (Nonpotable Water)
Sample Date: 09/02/21**

Analyte	Result	Notes	Units	Reporting Limit (MRL)	Detection Limit (LOD)	Dilution	Prepared	Analyzed	Analyst
EDB and DBCP by EPA 8011 Prepared by 504.1 EDB/DBCP									
1,2-Dibromo-3-chloropropane	ND		ug/L	0.047	0.047	1	09/07/21	09/08/21 00:22	EH
1,2-Dibromoethane (EDB)	ND		ug/L	0.019	0.019	1	09/07/21	09/08/21 00:22	EH
Total Metals Analysis by EPA 6020B Prepared by 3010A-Metals Digestion									
Hardness as CaCO3	244000		ug/L	500	500	1	09/03/21	09/07/21 13:45	CWK
Antimony	ND		ug/L	1.00	1.00	1	09/03/21	09/07/21 13:45	CWK
Arsenic	2.84		ug/L	1.00	1.00	1	09/03/21	09/07/21 13:45	CWK
Barium	54.6		ug/L	1.00	1.00	1	09/03/21	09/07/21 13:45	CWK
Beryllium	ND		ug/L	1.00	1.00	1	09/03/21	09/07/21 13:45	CWK
Cadmium	ND		ug/L	1.00	1.00	1	09/03/21	09/07/21 13:45	CWK
Calcium	51900		ug/L	80.0	80.0	1	09/03/21	09/07/21 13:45	CWK
Chromium	ND		ug/L	1.00	1.00	1	09/03/21	09/07/21 13:45	CWK
Cobalt	19.4		ug/L	1.00	1.00	1	09/03/21	09/07/21 13:45	CWK
Copper	1.54		ug/L	1.00	1.00	1	09/03/21	09/07/21 13:45	CWK
Iron	5890		ug/L	100	5.00	1	09/03/21	09/07/21 13:45	CWK
Lead	ND		ug/L	1.00	1.00	1	09/03/21	09/07/21 13:45	CWK
Magnesium	27900		ug/L	100	100	1	09/03/21	09/07/21 13:45	CWK
Manganese	8780		ug/L	10.0	10.0	10	09/03/21	09/07/21 17:03	CWK
Mercury	ND		ug/L	0.100	0.100	1	09/03/21	09/07/21 13:45	CWK
Nickel	6.48		ug/L	1.00	1.00	1	09/03/21	09/07/21 13:45	CWK
Potassium	3090		ug/L	100	100	1	09/03/21	09/07/21 13:45	CWK
Selenium	ND		ug/L	1.00	1.00	1	09/03/21	09/07/21 13:45	CWK
Silver	ND		ug/L	1.00	1.00	1	09/03/21	09/07/21 13:45	CWK
Sodium	37900		ug/L	100	100	1	09/03/21	09/07/21 13:45	CWK
Thallium	ND		ug/L	1.00	1.00	1	09/03/21	09/07/21 13:45	CWK
Vanadium	ND		ug/L	1.00	1.00	1	09/03/21	09/07/21 13:45	CWK
Zinc	6.32		ug/L	4.00	4.00	1	09/03/21	09/07/21 13:45	CWK



Rabecka Koons, Quality Assurance Officer

The results in this report apply to the samples analyzed in accordance with the chain of custody document. This analytical report must be reproduced in its entirety.

Project: GUDE LANDFILL

Project Number: 1556404
Project Manager: Laura Oakes

Report revised to include acrylonitrile. Consolidated report to include all results for all work orders listed on pages 2-4.
Reported:

09/24/21 11:41

OB08

**1090210-05 (Nonpotable Water)
Sample Date: 09/02/21**

Analyte	Result	Notes	Units	Reporting Limit (MRL)	Detection Limit (LOD)	Dilution	Prepared	Analyzed	Analyst
Chemical Oxygen Demand by EPA 410.4 Prepared by COD (03) Prep									
COD	21.5		mg/L	3.0	3.0	1	09/07/21	09/07/21 15:22	CRP
Conductivity by SM2510 Prepared by Conductivity									
Conductivity	681		uS/cm			1	09/08/21	09/08/21 15:46	AD
Anions by EPA 300.0 Prepared by 300.0 Anions Prep									
Chloride	78.2		mg/L	0.500	0.500	1	09/02/21	09/03/21 05:11	VVD
Nitrate	ND		mg/L	0.050	0.050	1	09/02/21	09/03/21 05:11	VVD
Nitrate (as N)	ND		mg/L	0.011	0.011	1	09/02/21	09/03/21 05:11	VVD
Sulfate	ND		mg/L	0.3	0.3	1	09/02/21	09/03/21 05:11	VVD
Total Suspended Solids by USGS I-3765-85 Prepared by TSS PREP									
Solids, Suspended	15.4		mg/L	2.3	2.3	1	09/03/21	09/07/21 12:13	ART
Total Dissolved Solids by SM 2540C Prepared by TDS Prep									
Solids, Dissolved	391	B	mg/L	10.0	10.0	1	09/07/21	09/09/21 13:28	CRP
EPA 350.1 Performed at Pace Analytical Services, LLC - Ormond Beach Lab									
Nitrogen, Ammonia	0.43		mg/L	0.050	0.035	1	09/13/21	09/13/21 11:14	RRB
SM 2320B Performed at Pace Analytical Services, LLC - Ormond Beach Lab									
Alkalinity, Total as CaCO3	248		mg/L	5.0	5.0	1	09/15/21	09/15/21 12:00	AGS



Rabecka Koons, Quality Assurance Officer

The results in this report apply to the samples analyzed in accordance with the chain of custody document. This analytical report must be reproduced in its entirety.

Project: GUDE LANDFILL

Project Number: 1556404
Project Manager: Laura Oakes

Report revised to include acrylonitrile. Consolidated report to include all results for all work orders listed on pages 2-4.
Reported:

09/24/21 11:41

MW-24B

1090210-06 (Nonpotable Water)
Sample Date: 09/02/21

Analyte	Result	Notes	Units	Reporting Limit (MRL)	Detection Limit (LOD)	Dilution	Prepared	Analyzed	Analyst
pH measurement by EPA 9040C Prepared by pH (Paper or Meter)									
pH	6.50	O-07	pH Units			1	09/02/21	09/02/21 18:10	CRP
Turbidity by EPA 180.1 Prepared by Turbidity Prep									
Turbidity	76.0		NTU	5.00	1.10	10	09/03/21	09/03/21 10:38	CRP
Volatile Organics by EPA 8260B (GC/MS) Prepared by GCMS-WATER-VOLATILES									
Acetone	ND		ug/L	5.0	5.0	1	09/09/21	09/09/21 15:40	AS
Acrylonitrile	ND		ug/L	5.0	5.0	1	09/09/21	09/09/21 15:40	AS
Allyl chloride (3-Chloropropylene)	ND		ug/L	1.0	1.0	1	09/09/21	09/09/21 15:40	AS
Benzene	5.6		ug/L	1.0	1.0	1	09/09/21	09/09/21 15:40	AS
Bromochloromethane	ND		ug/L	1.0	1.0	1	09/09/21	09/09/21 15:40	AS
Bromodichloromethane	ND		ug/L	1.0	1.0	1	09/09/21	09/09/21 15:40	AS
Bromoform	ND		ug/L	1.0	1.0	1	09/09/21	09/09/21 15:40	AS
Bromomethane	ND		ug/L	1.0	1.0	1	09/09/21	09/09/21 15:40	AS
2-Butanone (MEK)	ND		ug/L	5.0	5.0	1	09/09/21	09/09/21 15:40	AS
Carbon disulfide	ND		ug/L	1.0	1.0	1	09/09/21	09/09/21 15:40	AS
Carbon tetrachloride	ND		ug/L	1.0	1.0	1	09/09/21	09/09/21 15:40	AS
Chlorobenzene	4.6		ug/L	1.0	1.0	1	09/09/21	09/09/21 15:40	AS
Chloroethane	1.1		ug/L	1.0	1.0	1	09/09/21	09/09/21 15:40	AS
Chloroform	ND		ug/L	1.0	1.0	1	09/09/21	09/09/21 15:40	AS
Chloromethane	ND		ug/L	1.0	1.0	1	09/09/21	09/09/21 15:40	AS
Chloroprene	ND		ug/L	1.0	1.0	1	09/09/21	09/09/21 15:40	AS
Dibromochloromethane	ND		ug/L	1.0	1.0	1	09/09/21	09/09/21 15:40	AS
1,2-Dibromo-3-chloropropane	ND		ug/L	1.0	1.0	1	09/09/21	09/09/21 15:40	AS
1,2-Dibromoethane (EDB)	ND		ug/L	1.0	1.0	1	09/09/21	09/09/21 15:40	AS
Dibromomethane	ND		ug/L	1.0	1.0	1	09/09/21	09/09/21 15:40	AS
1,2-Dichlorobenzene	ND		ug/L	1.0	1.0	1	09/09/21	09/09/21 15:40	AS
1,4-Dichlorobenzene	14.3		ug/L	1.0	1.0	1	09/09/21	09/09/21 15:40	AS
trans-1,4-Dichloro-2-butene	ND		ug/L	1.0	1.0	1	09/09/21	09/09/21 15:40	AS
1,1-Dichloroethane	2.6		ug/L	1.0	1.0	1	09/09/21	09/09/21 15:40	AS
1,2-Dichloroethane	ND		ug/L	1.0	1.0	1	09/09/21	09/09/21 15:40	AS
1,1-Dichloroethene	ND		ug/L	1.0	1.0	1	09/09/21	09/09/21 15:40	AS
cis-1,2-Dichloroethene	1.9		ug/L	1.0	1.0	1	09/09/21	09/09/21 15:40	AS
trans-1,2-Dichloroethene	2.7		ug/L	1.0	1.0	1	09/09/21	09/09/21 15:40	AS
1,2-Dichloropropane	ND		ug/L	1.0	1.0	1	09/09/21	09/09/21 15:40	AS

The results in this report apply to the samples analyzed in accordance with the chain of custody document. This analytical report must be reproduced in its entirety.



Rabecka Koons, Quality Assurance Officer

Project: GUDE LANDFILL

Project Number: 1556404
Project Manager: Laura Oakes

Report revised to include acrylonitrile. Consolidated report to include all results for all work orders listed on pages 2-4.
Reported:

09/24/21 11:41

MW-24B

1090210-06 (Nonpotable Water)
Sample Date: 09/02/21

Analyte	Result	Notes	Units	Reporting Limit (MRL)	Detection Limit (LOD)	Dilution	Prepared	Analyzed	Analyst
Volatile Organics by EPA 8260B (GC/MS) Prepared by GCMS-WATER-VOLATILES (continued)									
1,3-Dichloropropane	ND		ug/L	1.0	1.0	1	09/09/21	09/09/21 15:40	AS
2,2-Dichloropropane	ND		ug/L	1.0	1.0	1	09/09/21	09/09/21 15:40	AS
1,1-Dichloropropene	ND		ug/L	1.0	1.0	1	09/09/21	09/09/21 15:40	AS
cis-1,3-Dichloropropene	ND		ug/L	1.0	1.0	1	09/09/21	09/09/21 15:40	AS
trans-1,3-Dichloropropene	ND		ug/L	1.0	1.0	1	09/09/21	09/09/21 15:40	AS
Ethyl methacrylate	ND		ug/L	5.0	5.0	1	09/09/21	09/09/21 15:40	AS
Ethylbenzene	ND		ug/L	1.0	1.0	1	09/09/21	09/09/21 15:40	AS
2-Hexanone	ND		ug/L	5.0	5.0	1	09/09/21	09/09/21 15:40	AS
Isobutanol	ND		ug/L	100	100	1	09/09/21	09/09/21 15:40	AS
Iodomethane	ND		ug/L	1.0	1.0	1	09/09/21	09/09/21 15:40	AS
Methyl tert-butyl ether (MTBE)	ND		ug/L	1.0	1.0	1	09/09/21	09/09/21 15:40	AS
4-Methyl-2-pentanone	ND		ug/L	5.0	5.0	1	09/09/21	09/09/21 15:40	AS
Methylene chloride	ND		ug/L	1.0	1.0	1	09/09/21	09/09/21 15:40	AS
Methyl methacrylate	ND		ug/L	5.0	5.0	1	09/09/21	09/09/21 15:40	AS
Styrene	ND		ug/L	1.0	1.0	1	09/09/21	09/09/21 15:40	AS
1,1,1,2-Tetrachloroethane	ND		ug/L	1.0	1.0	1	09/09/21	09/09/21 15:40	AS
1,1,2,2-Tetrachloroethane	ND		ug/L	1.0	1.0	1	09/09/21	09/09/21 15:40	AS
Tetrachloroethene	ND		ug/L	1.0	1.0	1	09/09/21	09/09/21 15:40	AS
Toluene	ND		ug/L	1.0	1.0	1	09/09/21	09/09/21 15:40	AS
1,1,1-Trichloroethane	ND		ug/L	1.0	1.0	1	09/09/21	09/09/21 15:40	AS
1,1,2-Trichloroethane	ND		ug/L	1.0	1.0	1	09/09/21	09/09/21 15:40	AS
Trichloroethene	ND		ug/L	1.0	1.0	1	09/09/21	09/09/21 15:40	AS
Trichlorofluoromethane (Freon 11)	ND		ug/L	1.0	1.0	1	09/09/21	09/09/21 15:40	AS
1,2,3-Trichloropropane	ND		ug/L	1.0	1.0	1	09/09/21	09/09/21 15:40	AS
Vinyl acetate	ND		ug/L	1.0	1.0	1	09/09/21	09/09/21 15:40	AS
Vinyl chloride	1.8		ug/L	1.0	1.0	1	09/09/21	09/09/21 15:40	AS
o-Xylene	ND		ug/L	1.0	1.0	1	09/09/21	09/09/21 15:40	AS
m- & p-Xylenes	ND		ug/L	1.0	1.0	1	09/09/21	09/09/21 15:40	AS
Surrogate: 1,2-Dichloroethane-d4			70-130	101 %	09/09/21		09/09/21 15:40		
Surrogate: Toluene-d8			75-120	100 %	09/09/21		09/09/21 15:40		
Surrogate: 4-Bromofluorobenzene			75-120	100 %	09/09/21		09/09/21 15:40		

Rabecka Koons

The results in this report apply to the samples analyzed in accordance with the chain of custody document. This analytical report must be reproduced in its entirety.

Rabecka Koons, Quality Assurance Officer

Project: GUDE LANDFILL

Project Number: 1556404
Project Manager: Laura Oakes

Report revised to include acrylonitrile. Consolidated report to include all results for all work orders listed on pages 2-4.
Reported:

09/24/21 11:41

MW-24B

**1090210-06 (Nonpotable Water)
Sample Date: 09/02/21**

Analyte	Result	Notes	Units	Reporting Limit (MRL)	Detection Limit (LOD)	Dilution	Prepared	Analyzed	Analyst
EDB and DBCP by EPA 8011 Prepared by 504.1 EDB/DBCP									
1,2-Dibromo-3-chloropropane	ND		ug/L	0.047	0.047	1	09/07/21	09/08/21 00:39	EH
1,2-Dibromoethane (EDB)	ND		ug/L	0.019	0.019	1	09/07/21	09/08/21 00:39	EH
Total Metals Analysis by EPA 6020B Prepared by 3010A-Metals Digestion									
Hardness as CaCO3	622000		ug/L	5000	5000	10	09/03/21	09/07/21 17:10	CWK
Antimony	ND		ug/L	1.00	1.00	1	09/03/21	09/07/21 13:48	CWK
Arsenic	39.8		ug/L	1.00	1.00	1	09/03/21	09/07/21 13:48	CWK
Barium	230		ug/L	1.00	1.00	1	09/03/21	09/07/21 13:48	CWK
Beryllium	ND		ug/L	1.00	1.00	1	09/03/21	09/07/21 13:48	CWK
Cadmium	ND		ug/L	1.00	1.00	1	09/03/21	09/07/21 13:48	CWK
Calcium	105000		ug/L	800	800	10	09/03/21	09/07/21 17:10	CWK
Chromium	6.26		ug/L	1.00	1.00	1	09/03/21	09/07/21 13:48	CWK
Cobalt	58.5		ug/L	1.00	1.00	1	09/03/21	09/07/21 13:48	CWK
Copper	2.98		ug/L	1.00	1.00	1	09/03/21	09/07/21 13:48	CWK
Iron	52300		ug/L	100	5.00	1	09/03/21	09/07/21 13:48	CWK
Lead	1.02		ug/L	1.00	1.00	1	09/03/21	09/07/21 13:48	CWK
Magnesium	87400		ug/L	1000	1000	10	09/03/21	09/07/21 17:10	CWK
Manganese	4120		ug/L	10.0	10.0	10	09/03/21	09/07/21 17:10	CWK
Mercury	ND		ug/L	0.100	0.100	1	09/03/21	09/07/21 13:48	CWK
Nickel	26.0		ug/L	1.00	1.00	1	09/03/21	09/07/21 13:48	CWK
Potassium	4520		ug/L	100	100	1	09/03/21	09/07/21 13:48	CWK
Selenium	ND		ug/L	1.00	1.00	1	09/03/21	09/07/21 13:48	CWK
Silver	ND		ug/L	1.00	1.00	1	09/03/21	09/07/21 13:48	CWK
Sodium	37500		ug/L	100	100	1	09/03/21	09/07/21 13:48	CWK
Thallium	ND		ug/L	1.00	1.00	1	09/03/21	09/07/21 13:48	CWK
Vanadium	ND		ug/L	1.00	1.00	1	09/03/21	09/07/21 13:48	CWK
Zinc	7.42		ug/L	4.00	4.00	1	09/03/21	09/07/21 13:48	CWK



Rabecka Koons, Quality Assurance Officer

The results in this report apply to the samples analyzed in accordance with the chain of custody document. This analytical report must be reproduced in its entirety.

1500 Caton Center Dr Suite G
Baltimore MD 21227
410-247-7600
www.mdspectral.com
MD DW LabID 153

Project: GUDE LANDFILL

Project Number: 1556404
Project Manager: Laura Oakes

Report revised to include acrylonitrile. Consolidated report to include all results for all work orders listed on pages 2-4.

Reported:
09/24/21 11:41

MW-24B

1090210-06 (Nonpotable Water)
Sample Date: 09/02/21

Analyte	Result	Notes	Units	Reporting Limit (MRL)	Detection Limit (LOD)	Dilution	Prepared	Analyzed	Analyst
Chemical Oxygen Demand by EPA 410.4 Prepared by COD (03) Prep									
COD	49.5		mg/L	3.0	3.0	1	09/07/21	09/07/21 15:23	CRP
Conductivity by SM2510 Prepared by Conductivity									
Conductivity	1550		uS/cm			1	09/08/21	09/08/21 15:46	AD
Anions by EPA 300.0 Prepared by 300.0 Anions Prep									
Chloride	352		mg/L	0.500	0.500	1	09/02/21	09/03/21 06:16	VVD
Nitrate	ND		mg/L	0.050	0.050	1	09/02/21	09/03/21 06:16	VVD
Nitrate (as N)	ND		mg/L	0.011	0.011	1	09/02/21	09/03/21 06:16	VVD
Sulfate	ND		mg/L	0.3	0.3	1	09/02/21	09/03/21 06:16	VVD
Total Suspended Solids by USGS I-3765-85 Prepared by TSS PREP									
Solids, Suspended	210		mg/L	5.3	5.3	1	09/03/21	09/07/21 12:13	ART
Total Dissolved Solids by SM 2540C Prepared by TDS Prep									
Solids, Dissolved	1260	QB-01, B	mg/L	10.0	10.0	1	09/07/21	09/09/21 13:28	CRP
EPA 350.1 Performed at Pace Analytical Services, LLC - Ormond Beach Lab									
Nitrogen, Ammonia	0.14		mg/L	0.050	0.035	1	09/13/21	09/13/21 11:19	RRB
SM 2320B Performed at Pace Analytical Services, LLC - Ormond Beach Lab									
Alkalinity, Total as CaCO3	299		mg/L	5.0	5.0	1	09/15/21	09/15/21 12:07	AGS



The results in this report apply to the samples analyzed in accordance with the chain of custody document. This analytical report must be reproduced in its entirety.

Rabecka Koons, Quality Assurance Officer

Project: GUDE LANDFILL

Project Number: 1556404
Project Manager: Laura Oakes

Report revised to include acrylonitrile. Consolidated report to include all results for all work orders listed on pages 2-4.
Reported:

09/24/21 11:41

MW-24A

**1090210-07 (Nonpotable Water)
Sample Date: 09/02/21**

Analyte	Result	Notes	Units	Reporting Limit (MRL)	Detection Limit (LOD)	Dilution	Prepared	Analyzed	Analyst
pH measurement by EPA 9040C Prepared by pH (Paper or Meter)									
pH	5.98	O-07	pH Units			1	09/02/21	09/02/21 18:10	CRP
Turbidity by EPA 180.1 Prepared by Turbidity Prep									
Turbidity	10.2		NTU	0.500	0.110	1	09/03/21	09/03/21 10:14	CRP
Volatile Organics by EPA 8260B (GC/MS) Prepared by GCMS-WATER-VOLATILES									
Acetone	ND		ug/L	5.0	5.0	1	09/09/21	09/09/21 16:03	AS
Acrylonitrile	ND		ug/L	5.0	5.0	1	09/09/21	09/09/21 16:03	AS
Allyl chloride (3-Chloropropylene)	ND		ug/L	1.0	1.0	1	09/09/21	09/09/21 16:03	AS
Benzene	3.9		ug/L	1.0	1.0	1	09/09/21	09/09/21 16:03	AS
Bromochloromethane	ND		ug/L	1.0	1.0	1	09/09/21	09/09/21 16:03	AS
Bromodichloromethane	ND		ug/L	1.0	1.0	1	09/09/21	09/09/21 16:03	AS
Bromoform	ND		ug/L	1.0	1.0	1	09/09/21	09/09/21 16:03	AS
Bromomethane	ND		ug/L	1.0	1.0	1	09/09/21	09/09/21 16:03	AS
2-Butanone (MEK)	ND		ug/L	5.0	5.0	1	09/09/21	09/09/21 16:03	AS
Carbon disulfide	ND		ug/L	1.0	1.0	1	09/09/21	09/09/21 16:03	AS
Carbon tetrachloride	ND		ug/L	1.0	1.0	1	09/09/21	09/09/21 16:03	AS
Chlorobenzene	8.2		ug/L	1.0	1.0	1	09/09/21	09/09/21 16:03	AS
Chloroethane	ND		ug/L	1.0	1.0	1	09/09/21	09/09/21 16:03	AS
Chloroform	ND		ug/L	1.0	1.0	1	09/09/21	09/09/21 16:03	AS
Chloromethane	ND		ug/L	1.0	1.0	1	09/09/21	09/09/21 16:03	AS
Chloroprene	ND		ug/L	1.0	1.0	1	09/09/21	09/09/21 16:03	AS
Dibromochloromethane	ND		ug/L	1.0	1.0	1	09/09/21	09/09/21 16:03	AS
1,2-Dibromo-3-chloropropane	ND		ug/L	1.0	1.0	1	09/09/21	09/09/21 16:03	AS
1,2-Dibromoethane (EDB)	ND		ug/L	1.0	1.0	1	09/09/21	09/09/21 16:03	AS
Dibromomethane	ND		ug/L	1.0	1.0	1	09/09/21	09/09/21 16:03	AS
1,2-Dichlorobenzene	1.0		ug/L	1.0	1.0	1	09/09/21	09/09/21 16:03	AS
1,4-Dichlorobenzene	14.1		ug/L	1.0	1.0	1	09/09/21	09/09/21 16:03	AS
trans-1,4-Dichloro-2-butene	ND		ug/L	1.0	1.0	1	09/09/21	09/09/21 16:03	AS
1,1-Dichloroethane	1.3		ug/L	1.0	1.0	1	09/09/21	09/09/21 16:03	AS
1,2-Dichloroethane	ND		ug/L	1.0	1.0	1	09/09/21	09/09/21 16:03	AS
1,1-Dichloroethene	ND		ug/L	1.0	1.0	1	09/09/21	09/09/21 16:03	AS
cis-1,2-Dichloroethene	2.5		ug/L	1.0	1.0	1	09/09/21	09/09/21 16:03	AS
trans-1,2-Dichloroethene	1.9		ug/L	1.0	1.0	1	09/09/21	09/09/21 16:03	AS
1,2-Dichloropropane	ND		ug/L	1.0	1.0	1	09/09/21	09/09/21 16:03	AS

The results in this report apply to the samples analyzed in accordance with the chain of custody document. This analytical report must be reproduced in its entirety.



Rabecka Koons, Quality Assurance Officer

Project: GUDE LANDFILL

Project Number: 1556404
Project Manager: Laura Oakes

Report revised to include acrylonitrile. Consolidated report to include all results for all work orders listed on pages 2-4.
Reported:

09/24/21 11:41

MW-24A

1090210-07 (Nonpotable Water)
Sample Date: 09/02/21

Analyte	Result	Notes	Units	Reporting Limit (MRL)	Detection Limit (LOD)	Dilution	Prepared	Analyzed	Analyst
Volatile Organics by EPA 8260B (GC/MS) Prepared by GCMS-WATER-VOLATILES (continued)									
1,3-Dichloropropane	ND		ug/L	1.0	1.0	1	09/09/21	09/09/21 16:03	AS
2,2-Dichloropropane	ND		ug/L	1.0	1.0	1	09/09/21	09/09/21 16:03	AS
1,1-Dichloropropene	ND		ug/L	1.0	1.0	1	09/09/21	09/09/21 16:03	AS
cis-1,3-Dichloropropene	ND		ug/L	1.0	1.0	1	09/09/21	09/09/21 16:03	AS
trans-1,3-Dichloropropene	ND		ug/L	1.0	1.0	1	09/09/21	09/09/21 16:03	AS
Ethyl methacrylate	ND		ug/L	5.0	5.0	1	09/09/21	09/09/21 16:03	AS
Ethylbenzene	ND		ug/L	1.0	1.0	1	09/09/21	09/09/21 16:03	AS
2-Hexanone	ND		ug/L	5.0	5.0	1	09/09/21	09/09/21 16:03	AS
Isobutanol	ND		ug/L	100	100	1	09/09/21	09/09/21 16:03	AS
Iodomethane	ND		ug/L	1.0	1.0	1	09/09/21	09/09/21 16:03	AS
Methyl tert-butyl ether (MTBE)	ND		ug/L	1.0	1.0	1	09/09/21	09/09/21 16:03	AS
4-Methyl-2-pentanone	ND		ug/L	5.0	5.0	1	09/09/21	09/09/21 16:03	AS
Methylene chloride	ND		ug/L	1.0	1.0	1	09/09/21	09/09/21 16:03	AS
Methyl methacrylate	ND		ug/L	5.0	5.0	1	09/09/21	09/09/21 16:03	AS
Styrene	ND		ug/L	1.0	1.0	1	09/09/21	09/09/21 16:03	AS
1,1,1,2-Tetrachloroethane	ND		ug/L	1.0	1.0	1	09/09/21	09/09/21 16:03	AS
1,1,2,2-Tetrachloroethane	ND		ug/L	1.0	1.0	1	09/09/21	09/09/21 16:03	AS
Tetrachloroethene	ND		ug/L	1.0	1.0	1	09/09/21	09/09/21 16:03	AS
Toluene	ND		ug/L	1.0	1.0	1	09/09/21	09/09/21 16:03	AS
1,1,1-Trichloroethane	ND		ug/L	1.0	1.0	1	09/09/21	09/09/21 16:03	AS
1,1,2-Trichloroethane	ND		ug/L	1.0	1.0	1	09/09/21	09/09/21 16:03	AS
Trichloroethene	ND		ug/L	1.0	1.0	1	09/09/21	09/09/21 16:03	AS
Trichlorofluoromethane (Freon 11)	ND		ug/L	1.0	1.0	1	09/09/21	09/09/21 16:03	AS
1,2,3-Trichloropropane	ND		ug/L	1.0	1.0	1	09/09/21	09/09/21 16:03	AS
Vinyl acetate	ND		ug/L	1.0	1.0	1	09/09/21	09/09/21 16:03	AS
Vinyl chloride	11.9		ug/L	1.0	1.0	1	09/09/21	09/09/21 16:03	AS
o-Xylene	ND		ug/L	1.0	1.0	1	09/09/21	09/09/21 16:03	AS
m- & p-Xylenes	ND		ug/L	1.0	1.0	1	09/09/21	09/09/21 16:03	AS
Surrogate: 1,2-Dichloroethane-d4			70-130	103 %	09/09/21		09/09/21 16:03		
Surrogate: Toluene-d8			75-120	100 %	09/09/21		09/09/21 16:03		
Surrogate: 4-Bromofluorobenzene			75-120	100 %	09/09/21		09/09/21 16:03		

Rabecka Koons

The results in this report apply to the samples analyzed in accordance with the chain of custody document. This analytical report must be reproduced in its entirety.

Rabecka Koons, Quality Assurance Officer

Project: GUDE LANDFILL

Project Number: 1556404
Project Manager: Laura Oakes

Report revised to include acrylonitrile. Consolidated report to include all results for all work orders listed on pages 2-4.
Reported:

09/24/21 11:41

MW-24A

**1090210-07 (Nonpotable Water)
Sample Date: 09/02/21**

Analyte	Result	Notes	Units	Reporting Limit (MRL)	Detection Limit (LOD)	Dilution	Prepared	Analyzed	Analyst
EDB and DBCP by EPA 8011 Prepared by 504.1 EDB/DBCP									
1,2-Dibromo-3-chloropropane	ND		ug/L	0.047	0.047	1	09/07/21	09/08/21 00:57	EH
1,2-Dibromoethane (EDB)	ND		ug/L	0.019	0.019	1	09/07/21	09/08/21 00:57	EH
Total Metals Analysis by EPA 6020B Prepared by 3010A-Metals Digestion									
Hardness as CaCO3	519000		ug/L	500	500	1	09/03/21	09/07/21 13:50	CWK
Antimony	ND		ug/L	1.00	1.00	1	09/03/21	09/07/21 13:50	CWK
Arsenic	5.33		ug/L	1.00	1.00	1	09/03/21	09/07/21 13:50	CWK
Barium	308		ug/L	1.00	1.00	1	09/03/21	09/07/21 13:50	CWK
Beryllium	ND		ug/L	1.00	1.00	1	09/03/21	09/07/21 13:50	CWK
Cadmium	ND		ug/L	1.00	1.00	1	09/03/21	09/07/21 13:50	CWK
Calcium	77500		ug/L	80.0	80.0	1	09/03/21	09/07/21 13:50	CWK
Chromium	9.24		ug/L	1.00	1.00	1	09/03/21	09/07/21 13:50	CWK
Cobalt	73.5		ug/L	1.00	1.00	1	09/03/21	09/07/21 13:50	CWK
Copper	2.79		ug/L	1.00	1.00	1	09/03/21	09/07/21 13:50	CWK
Iron	24300		ug/L	100	5.00	1	09/03/21	09/07/21 13:50	CWK
Lead	ND		ug/L	1.00	1.00	1	09/03/21	09/07/21 13:50	CWK
Magnesium	78900		ug/L	100	100	1	09/03/21	09/07/21 13:50	CWK
Manganese	11100		ug/L	20.0	20.0	20	09/03/21	09/07/21 17:13	CWK
Mercury	ND		ug/L	0.100	0.100	1	09/03/21	09/07/21 13:50	CWK
Nickel	46.9		ug/L	1.00	1.00	1	09/03/21	09/07/21 13:50	CWK
Potassium	5620		ug/L	100	100	1	09/03/21	09/07/21 13:50	CWK
Selenium	ND		ug/L	1.00	1.00	1	09/03/21	09/07/21 13:50	CWK
Silver	ND		ug/L	1.00	1.00	1	09/03/21	09/07/21 13:50	CWK
Sodium	53900		ug/L	100	100	1	09/03/21	09/07/21 13:50	CWK
Thallium	ND		ug/L	1.00	1.00	1	09/03/21	09/07/21 13:50	CWK
Vanadium	ND		ug/L	1.00	1.00	1	09/03/21	09/07/21 13:50	CWK
Zinc	10.6		ug/L	4.00	4.00	1	09/03/21	09/07/21 13:50	CWK

Rabecka Koons

Rabecka Koons, Quality Assurance Officer

The results in this report apply to the samples analyzed in accordance with the chain of custody document. This analytical report must be reproduced in its entirety.

Project: GUDE LANDFILL

Project Number: 1556404
Project Manager: Laura Oakes

Report revised to include acrylonitrile. Consolidated report to include all results for all work orders listed on pages 2-4.

Reported:
09/24/21 11:41

MW-24A

1090210-07 (Nonpotable Water)
Sample Date: 09/02/21

Analyte	Result	Notes	Units	Reporting Limit (MRL)	Detection Limit (LOD)	Dilution	Prepared	Analyzed	Analyst
Chemical Oxygen Demand by EPA 410.4 Prepared by COD (03) Prep									
COD	42.7		mg/L	3.0	3.0	1	09/07/21	09/07/21 15:24	CRP
Conductivity by SM2510 Prepared by Conductivity									
Conductivity	1470		uS/cm			1	09/08/21	09/08/21 15:46	AD
Anions by EPA 300.0 Prepared by 300.0 Anions Prep									
Chloride	369		mg/L	0.500	0.500	1	09/02/21	09/03/21 06:38	VVD
Nitrate	ND		mg/L	0.050	0.050	1	09/02/21	09/03/21 06:38	VVD
Nitrate (as N)	ND		mg/L	0.011	0.011	1	09/02/21	09/03/21 06:38	VVD
Sulfate	ND		mg/L	0.3	0.3	1	09/02/21	09/03/21 06:38	VVD
Total Suspended Solids by USGS I-3765-85 Prepared by TSS PREP									
Solids, Suspended	412		mg/L	2.3	2.3	1	09/03/21	09/07/21 12:13	ART
Total Dissolved Solids by SM 2540C Prepared by TDS Prep									
Solids, Dissolved	992	QB-01, B	mg/L	10.0	10.0	1	09/07/21	09/09/21 13:28	CRP
EPA 350.1 Performed at Pace Analytical Services, LLC - Ormond Beach Lab									
Nitrogen, Ammonia	0.63		mg/L	0.050	0.035	1	09/13/21	09/13/21 11:21	RRB
SM 2320B Performed at Pace Analytical Services, LLC - Ormond Beach Lab									
Alkalinity, Total as CaCO3	177		mg/L	5.0	5.0	1	09/15/21	09/15/21 12:13	AGS



Rabecka Koons, Quality Assurance Officer

The results in this report apply to the samples analyzed in accordance with the chain of custody document. This analytical report must be reproduced in its entirety.

Project: GUDE LANDFILL

Project Number: 1556404
Project Manager: Laura Oakes

Report revised to include acrylonitrile. Consolidated report to include all results for all work orders listed on pages 2-4.
Reported:

09/24/21 11:41

0B40

1090210-08 (Nonpotable Water)
Sample Date: 09/02/21

Analyte	Result	Notes	Units	Reporting Limit (MRL)	Detection Limit (LOD)	Dilution	Prepared	Analyzed	Analyst
pH measurement by EPA 9040C Prepared by pH (Paper or Meter)									
pH	6.49	O-07	pH Units			1	09/02/21	09/02/21 18:10	CRP
Turbidity by EPA 180.1 Prepared by Turbidity Prep									
Turbidity	61.7		NTU	5.00	1.10	10	09/03/21	09/03/21 10:40	CRP
Volatile Organics by EPA 8260B (GC/MS) Prepared by GCMS-WATER-VOLATILES									
Acetone	ND		ug/L	5.0	5.0	1	09/09/21	09/09/21 16:26	AS
Acrylonitrile	ND		ug/L	5.0	5.0	1	09/09/21	09/09/21 16:26	AS
Allyl chloride (3-Chloropropylene)	ND		ug/L	1.0	1.0	1	09/09/21	09/09/21 16:26	AS
Benzene	5.5		ug/L	1.0	1.0	1	09/09/21	09/09/21 16:26	AS
Bromochloromethane	ND		ug/L	1.0	1.0	1	09/09/21	09/09/21 16:26	AS
Bromodichloromethane	ND		ug/L	1.0	1.0	1	09/09/21	09/09/21 16:26	AS
Bromoform	ND		ug/L	1.0	1.0	1	09/09/21	09/09/21 16:26	AS
Bromomethane	ND		ug/L	1.0	1.0	1	09/09/21	09/09/21 16:26	AS
2-Butanone (MEK)	ND		ug/L	5.0	5.0	1	09/09/21	09/09/21 16:26	AS
Carbon disulfide	ND		ug/L	1.0	1.0	1	09/09/21	09/09/21 16:26	AS
Carbon tetrachloride	ND		ug/L	1.0	1.0	1	09/09/21	09/09/21 16:26	AS
Chlorobenzene	4.7		ug/L	1.0	1.0	1	09/09/21	09/09/21 16:26	AS
Chloroethane	ND		ug/L	1.0	1.0	1	09/09/21	09/09/21 16:26	AS
Chloroform	ND		ug/L	1.0	1.0	1	09/09/21	09/09/21 16:26	AS
Chloromethane	ND		ug/L	1.0	1.0	1	09/09/21	09/09/21 16:26	AS
Chloroprene	ND		ug/L	1.0	1.0	1	09/09/21	09/09/21 16:26	AS
Dibromochloromethane	ND		ug/L	1.0	1.0	1	09/09/21	09/09/21 16:26	AS
1,2-Dibromo-3-chloropropane	ND		ug/L	1.0	1.0	1	09/09/21	09/09/21 16:26	AS
1,2-Dibromoethane (EDB)	ND		ug/L	1.0	1.0	1	09/09/21	09/09/21 16:26	AS
Dibromomethane	ND		ug/L	1.0	1.0	1	09/09/21	09/09/21 16:26	AS
1,2-Dichlorobenzene	ND		ug/L	1.0	1.0	1	09/09/21	09/09/21 16:26	AS
1,4-Dichlorobenzene	15.3		ug/L	1.0	1.0	1	09/09/21	09/09/21 16:26	AS
trans-1,4-Dichloro-2-butene	ND		ug/L	1.0	1.0	1	09/09/21	09/09/21 16:26	AS
1,1-Dichloroethane	2.4		ug/L	1.0	1.0	1	09/09/21	09/09/21 16:26	AS
1,2-Dichloroethane	ND		ug/L	1.0	1.0	1	09/09/21	09/09/21 16:26	AS
1,1-Dichloroethene	ND		ug/L	1.0	1.0	1	09/09/21	09/09/21 16:26	AS
cis-1,2-Dichloroethene	1.8		ug/L	1.0	1.0	1	09/09/21	09/09/21 16:26	AS
trans-1,2-Dichloroethene	2.5		ug/L	1.0	1.0	1	09/09/21	09/09/21 16:26	AS
1,2-Dichloropropane	ND		ug/L	1.0	1.0	1	09/09/21	09/09/21 16:26	AS



The results in this report apply to the samples analyzed in accordance with the chain of custody document. This analytical report must be reproduced in its entirety.

Rabecka Koons, Quality Assurance Officer

Project: GUDE LANDFILL

Report revised to include acrylonitrile. Consolidated report to include all results for all work orders listed on pages 2-4.

Project Number: 1556404

Project Manager: Laura Oakes

Reported:

09/24/21 11:41

0B40

1090210-08 (Nonpotable Water)

Sample Date: 09/02/21

Analyte	Result	Notes	Units	Reporting Limit (MRL)	Detection Limit (LOD)	Dilution	Prepared	Analyzed	Analyst
Volatile Organics by EPA 8260B (GC/MS) Prepared by GCMS-WATER-VOLATILES (continued)									
1,3-Dichloropropane	ND		ug/L	1.0	1.0	1	09/09/21	09/09/21 16:26	AS
2,2-Dichloropropane	ND		ug/L	1.0	1.0	1	09/09/21	09/09/21 16:26	AS
1,1-Dichloropropene	ND		ug/L	1.0	1.0	1	09/09/21	09/09/21 16:26	AS
cis-1,3-Dichloropropene	ND		ug/L	1.0	1.0	1	09/09/21	09/09/21 16:26	AS
trans-1,3-Dichloropropene	ND		ug/L	1.0	1.0	1	09/09/21	09/09/21 16:26	AS
Ethyl methacrylate	ND		ug/L	5.0	5.0	1	09/09/21	09/09/21 16:26	AS
Ethylbenzene	ND		ug/L	1.0	1.0	1	09/09/21	09/09/21 16:26	AS
2-Hexanone	ND		ug/L	5.0	5.0	1	09/09/21	09/09/21 16:26	AS
Isobutanol	ND		ug/L	100	100	1	09/09/21	09/09/21 16:26	AS
Iodomethane	ND		ug/L	1.0	1.0	1	09/09/21	09/09/21 16:26	AS
Methyl tert-butyl ether (MTBE)	ND		ug/L	1.0	1.0	1	09/09/21	09/09/21 16:26	AS
4-Methyl-2-pentanone	ND		ug/L	5.0	5.0	1	09/09/21	09/09/21 16:26	AS
Methylene chloride	ND		ug/L	1.0	1.0	1	09/09/21	09/09/21 16:26	AS
Methyl methacrylate	ND		ug/L	5.0	5.0	1	09/09/21	09/09/21 16:26	AS
Styrene	ND		ug/L	1.0	1.0	1	09/09/21	09/09/21 16:26	AS
1,1,1,2-Tetrachloroethane	ND		ug/L	1.0	1.0	1	09/09/21	09/09/21 16:26	AS
1,1,2,2-Tetrachloroethane	ND		ug/L	1.0	1.0	1	09/09/21	09/09/21 16:26	AS
Tetrachloroethene	ND		ug/L	1.0	1.0	1	09/09/21	09/09/21 16:26	AS
Toluene	1.0		ug/L	1.0	1.0	1	09/09/21	09/09/21 16:26	AS
1,1,1-Trichloroethane	ND		ug/L	1.0	1.0	1	09/09/21	09/09/21 16:26	AS
1,1,2-Trichloroethane	ND		ug/L	1.0	1.0	1	09/09/21	09/09/21 16:26	AS
Trichloroethene	ND		ug/L	1.0	1.0	1	09/09/21	09/09/21 16:26	AS
Trichlorofluoromethane (Freon 11)	ND		ug/L	1.0	1.0	1	09/09/21	09/09/21 16:26	AS
1,2,3-Trichloropropane	ND		ug/L	1.0	1.0	1	09/09/21	09/09/21 16:26	AS
Vinyl acetate	ND		ug/L	1.0	1.0	1	09/09/21	09/09/21 16:26	AS
Vinyl chloride	2.1		ug/L	1.0	1.0	1	09/09/21	09/09/21 16:26	AS
o-Xylene	1.0		ug/L	1.0	1.0	1	09/09/21	09/09/21 16:26	AS
m- & p-Xylenes	ND		ug/L	1.0	1.0	1	09/09/21	09/09/21 16:26	AS
Surrogate: 1,2-Dichloroethane-d4			70-130	101 %	09/09/21		09/09/21 16:26		
Surrogate: Toluene-d8			75-120	102 %	09/09/21		09/09/21 16:26		
Surrogate: 4-Bromofluorobenzene			75-120	99 %	09/09/21		09/09/21 16:26		

Rabecka Koons

The results in this report apply to the samples analyzed in accordance with the chain of custody document. This analytical report must be reproduced in its entirety.

Rabecka Koons, Quality Assurance Officer

Project: GUDE LANDFILL

Project Number: 1556404
Project Manager: Laura Oakes

Report revised to include acrylonitrile. Consolidated report to include all results for all work orders listed on pages 2-4.
Reported:

09/24/21 11:41

0B40

**1090210-08 (Nonpotable Water)
Sample Date: 09/02/21**

Analyte	Result	Notes	Units	Reporting Limit (MRL)	Detection Limit (LOD)	Dilution	Prepared	Analyzed	Analyst
EDB and DBCP by EPA 8011 Prepared by 504.1 EDB/DBCP									
1,2-Dibromo-3-chloropropane	ND		ug/L	0.047	0.047	1	09/07/21	09/08/21 01:15	EH
1,2-Dibromoethane (EDB)	ND		ug/L	0.019	0.019	1	09/07/21	09/08/21 01:15	EH
Total Metals Analysis by EPA 6020B Prepared by 3010A-Metals Digestion									
Hardness as CaCO3	638000		ug/L	5000	5000	10	09/03/21	09/07/21 17:15	CWK
Antimony	ND		ug/L	1.00	1.00	1	09/03/21	09/07/21 13:53	CWK
Arsenic	39.3		ug/L	1.00	1.00	1	09/03/21	09/07/21 13:53	CWK
Barium	240		ug/L	1.00	1.00	1	09/03/21	09/07/21 13:53	CWK
Beryllium	ND		ug/L	1.00	1.00	1	09/03/21	09/07/21 13:53	CWK
Cadmium	ND		ug/L	1.00	1.00	1	09/03/21	09/07/21 13:53	CWK
Calcium	107000		ug/L	800	800	10	09/03/21	09/07/21 17:15	CWK
Chromium	5.71		ug/L	1.00	1.00	1	09/03/21	09/07/21 13:53	CWK
Cobalt	63.0		ug/L	1.00	1.00	1	09/03/21	09/07/21 13:53	CWK
Copper	4.95		ug/L	1.00	1.00	1	09/03/21	09/07/21 13:53	CWK
Iron	54600		ug/L	100	5.00	1	09/03/21	09/07/21 13:53	CWK
Lead	1.40		ug/L	1.00	1.00	1	09/03/21	09/07/21 13:53	CWK
Magnesium	90100		ug/L	1000	1000	10	09/03/21	09/07/21 17:15	CWK
Manganese	4390		ug/L	10.0	10.0	10	09/03/21	09/07/21 17:15	CWK
Mercury	ND		ug/L	0.100	0.100	1	09/03/21	09/07/21 13:53	CWK
Nickel	33.6		ug/L	1.00	1.00	1	09/03/21	09/07/21 13:53	CWK
Potassium	4920		ug/L	100	100	1	09/03/21	09/07/21 13:53	CWK
Selenium	ND		ug/L	1.00	1.00	1	09/03/21	09/07/21 13:53	CWK
Silver	ND		ug/L	1.00	1.00	1	09/03/21	09/07/21 13:53	CWK
Sodium	37900		ug/L	100	100	1	09/03/21	09/07/21 13:53	CWK
Thallium	ND		ug/L	1.00	1.00	1	09/03/21	09/07/21 13:53	CWK
Vanadium	2.36		ug/L	1.00	1.00	1	09/03/21	09/07/21 13:53	CWK
Zinc	16.1		ug/L	4.00	4.00	1	09/03/21	09/07/21 13:53	CWK



Rabecka Koons, Quality Assurance Officer

The results in this report apply to the samples analyzed in accordance with the chain of custody document. This analytical report must be reproduced in its entirety.

Project: GUDE LANDFILL

Project Number: 1556404
Project Manager: Laura Oakes

Report revised to include acrylonitrile. Consolidated report to include all results for all work orders listed on pages 2-4.

Reported:
09/24/21 11:41

0B40

1090210-08 (Nonpotable Water)
Sample Date: 09/02/21

Analyte	Result	Notes	Units	Reporting Limit (MRL)	Detection Limit (LOD)	Dilution	Prepared	Analyzed	Analyst
Chemical Oxygen Demand by EPA 410.4 Prepared by COD (03) Prep									
COD	43.9		mg/L	3.0	3.0	1	09/07/21	09/07/21 15:25	CRP
Conductivity by SM2510 Prepared by Conductivity									
Conductivity	1550		uS/cm			1	09/08/21	09/08/21 15:46	AD
Anions by EPA 300.0 Prepared by 300.0 Anions Prep									
Chloride	351		mg/L	0.500	0.500	1	09/02/21	09/03/21 06:59	VVD
Nitrate	ND		mg/L	0.050	0.050	1	09/02/21	09/03/21 06:59	VVD
Nitrate (as N)	ND		mg/L	0.011	0.011	1	09/02/21	09/03/21 06:59	VVD
Sulfate	ND		mg/L	0.3	0.3	1	09/02/21	09/03/21 06:59	VVD
Total Suspended Solids by USGS I-3765-85 Prepared by TSS PREP									
Solids, Suspended	148		mg/L	4.4	4.4	1	09/03/21	09/07/21 12:13	ART
Total Dissolved Solids by SM 2540C Prepared by TDS Prep									
Solids, Dissolved	1100	QB-01, B	mg/L	10.0	10.0	1	09/07/21	09/09/21 13:28	CRP
EPA 350.1 Performed at Pace Analytical Services, LLC - Ormond Beach Lab									
Nitrogen, Ammonia	0.15		mg/L	0.050	0.035	1	09/13/21	09/13/21 11:26	RRB
SM 2320B Performed at Pace Analytical Services, LLC - Ormond Beach Lab									
Alkalinity, Total as CaCO3	294		mg/L	5.0	5.0	1	09/15/21	09/15/21 12:19	AGS

Rabecka Koons

The results in this report apply to the samples analyzed in accordance with the chain of custody document. This analytical report must be reproduced in its entirety.

Rabecka Koons, Quality Assurance Officer

Project: GUDE LANDFILL

Project Number: 1556404
Project Manager: Laura Oakes

Report revised to include acrylonitrile. Consolidated report to include all results for all work orders listed on pages 2-4.
Reported:

09/24/21 11:41

MW-22B

**1090210-09 (Nonpotable Water)
Sample Date: 09/02/21**

Analyte	Result	Notes	Units	Reporting Limit (MRL)	Detection Limit (LOD)	Dilution	Prepared	Analyzed	Analyst
pH measurement by EPA 9040C Prepared by pH (Paper or Meter)									
pH	7.07	O-07	pH Units			1	09/02/21	09/02/21 18:10	CRP
Turbidity by EPA 180.1 Prepared by Turbidity Prep									
Turbidity	15.1		NTU	0.500	0.110	1	09/03/21	09/03/21 10:20	CRP
Volatile Organics by EPA 8260B (GC/MS) Prepared by GCMS-WATER-VOLATILES									
Acetone	ND		ug/L	5.0	5.0	1	09/09/21	09/09/21 16:49	AS
Acrylonitrile	ND		ug/L	5.0	5.0	1	09/09/21	09/09/21 16:49	AS
Allyl chloride (3-Chloropropylene)	ND		ug/L	1.0	1.0	1	09/09/21	09/09/21 16:49	AS
Benzene	ND		ug/L	1.0	1.0	1	09/09/21	09/09/21 16:49	AS
Bromochloromethane	ND		ug/L	1.0	1.0	1	09/09/21	09/09/21 16:49	AS
Bromodichloromethane	ND		ug/L	1.0	1.0	1	09/09/21	09/09/21 16:49	AS
Bromoform	ND		ug/L	1.0	1.0	1	09/09/21	09/09/21 16:49	AS
Bromomethane	ND		ug/L	1.0	1.0	1	09/09/21	09/09/21 16:49	AS
2-Butanone (MEK)	ND		ug/L	5.0	5.0	1	09/09/21	09/09/21 16:49	AS
Carbon disulfide	ND		ug/L	1.0	1.0	1	09/09/21	09/09/21 16:49	AS
Carbon tetrachloride	ND		ug/L	1.0	1.0	1	09/09/21	09/09/21 16:49	AS
Chlorobenzene	ND		ug/L	1.0	1.0	1	09/09/21	09/09/21 16:49	AS
Chloroethane	ND		ug/L	1.0	1.0	1	09/09/21	09/09/21 16:49	AS
Chloroform	ND		ug/L	1.0	1.0	1	09/09/21	09/09/21 16:49	AS
Chloromethane	ND		ug/L	1.0	1.0	1	09/09/21	09/09/21 16:49	AS
Chloroprene	ND		ug/L	1.0	1.0	1	09/09/21	09/09/21 16:49	AS
Dibromochloromethane	ND		ug/L	1.0	1.0	1	09/09/21	09/09/21 16:49	AS
1,2-Dibromo-3-chloropropane	ND		ug/L	1.0	1.0	1	09/09/21	09/09/21 16:49	AS
1,2-Dibromoethane (EDB)	ND		ug/L	1.0	1.0	1	09/09/21	09/09/21 16:49	AS
Dibromomethane	ND		ug/L	1.0	1.0	1	09/09/21	09/09/21 16:49	AS
1,2-Dichlorobenzene	ND		ug/L	1.0	1.0	1	09/09/21	09/09/21 16:49	AS
1,4-Dichlorobenzene	ND		ug/L	1.0	1.0	1	09/09/21	09/09/21 16:49	AS
trans-1,4-Dichloro-2-butene	ND		ug/L	1.0	1.0	1	09/09/21	09/09/21 16:49	AS
1,1-Dichloroethane	ND		ug/L	1.0	1.0	1	09/09/21	09/09/21 16:49	AS
1,2-Dichloroethane	ND		ug/L	1.0	1.0	1	09/09/21	09/09/21 16:49	AS
1,1-Dichloroethene	ND		ug/L	1.0	1.0	1	09/09/21	09/09/21 16:49	AS
cis-1,2-Dichloroethene	ND		ug/L	1.0	1.0	1	09/09/21	09/09/21 16:49	AS
trans-1,2-Dichloroethene	ND		ug/L	1.0	1.0	1	09/09/21	09/09/21 16:49	AS



Rabecka Koons, Quality Assurance Officer

The results in this report apply to the samples analyzed in accordance with the chain of custody document. This analytical report must be reproduced in its entirety.

Project: GUDE LANDFILL

Project Number: 1556404
Project Manager: Laura Oakes

Report revised to include acrylonitrile. Consolidated report to include all results for all work orders listed on pages 2-4.
Reported:

09/24/21 11:41

MW-22B

1090210-09 (Nonpotable Water)
Sample Date: 09/02/21

Analyte	Result	Notes	Units	Reporting Limit (MRL)	Detection Limit (LOD)	Dilution	Prepared	Analyzed	Analyst
Volatile Organics by EPA 8260B (GC/MS) Prepared by GCMS-WATER-VOLATILES (continued)									
1,2-Dichloropropane	ND		ug/L	1.0	1.0	1	09/09/21	09/09/21 16:49	AS
1,3-Dichloropropane	ND		ug/L	1.0	1.0	1	09/09/21	09/09/21 16:49	AS
2,2-Dichloropropane	ND		ug/L	1.0	1.0	1	09/09/21	09/09/21 16:49	AS
1,1-Dichloropropene	ND		ug/L	1.0	1.0	1	09/09/21	09/09/21 16:49	AS
cis-1,3-Dichloropropene	ND		ug/L	1.0	1.0	1	09/09/21	09/09/21 16:49	AS
trans-1,3-Dichloropropene	ND		ug/L	1.0	1.0	1	09/09/21	09/09/21 16:49	AS
Ethyl methacrylate	ND		ug/L	5.0	5.0	1	09/09/21	09/09/21 16:49	AS
Ethylbenzene	ND		ug/L	1.0	1.0	1	09/09/21	09/09/21 16:49	AS
2-Hexanone	ND		ug/L	5.0	5.0	1	09/09/21	09/09/21 16:49	AS
Isobutanol	ND		ug/L	100	100	1	09/09/21	09/09/21 16:49	AS
Iodomethane	ND		ug/L	1.0	1.0	1	09/09/21	09/09/21 16:49	AS
Methyl tert-butyl ether (MTBE)	ND		ug/L	1.0	1.0	1	09/09/21	09/09/21 16:49	AS
4-Methyl-2-pentanone	ND		ug/L	5.0	5.0	1	09/09/21	09/09/21 16:49	AS
Methylene chloride	ND		ug/L	1.0	1.0	1	09/09/21	09/09/21 16:49	AS
Methyl methacrylate	ND		ug/L	5.0	5.0	1	09/09/21	09/09/21 16:49	AS
Styrene	ND		ug/L	1.0	1.0	1	09/09/21	09/09/21 16:49	AS
1,1,1,2-Tetrachloroethane	ND		ug/L	1.0	1.0	1	09/09/21	09/09/21 16:49	AS
1,1,2,2-Tetrachloroethane	ND		ug/L	1.0	1.0	1	09/09/21	09/09/21 16:49	AS
Tetrachloroethene	ND		ug/L	1.0	1.0	1	09/09/21	09/09/21 16:49	AS
Toluene	ND		ug/L	1.0	1.0	1	09/09/21	09/09/21 16:49	AS
1,1,1-Trichloroethane	ND		ug/L	1.0	1.0	1	09/09/21	09/09/21 16:49	AS
1,1,2-Trichloroethane	ND		ug/L	1.0	1.0	1	09/09/21	09/09/21 16:49	AS
Trichloroethene	ND		ug/L	1.0	1.0	1	09/09/21	09/09/21 16:49	AS
Trichlorofluoromethane (Freon 11)	ND		ug/L	1.0	1.0	1	09/09/21	09/09/21 16:49	AS
1,2,3-Trichloropropane	ND		ug/L	1.0	1.0	1	09/09/21	09/09/21 16:49	AS
Vinyl acetate	ND		ug/L	1.0	1.0	1	09/09/21	09/09/21 16:49	AS
Vinyl chloride	ND		ug/L	1.0	1.0	1	09/09/21	09/09/21 16:49	AS
o-Xylene	ND		ug/L	1.0	1.0	1	09/09/21	09/09/21 16:49	AS
m- & p-Xylenes	ND		ug/L	1.0	1.0	1	09/09/21	09/09/21 16:49	AS
Surrogate: 1,2-Dichloroethane-d4			70-130	103 %	09/09/21		09/09/21 16:49		
Surrogate: Toluene-d8			75-120	102 %	09/09/21		09/09/21 16:49		
Surrogate: 4-Bromofluorobenzene			75-120	96 %	09/09/21		09/09/21 16:49		



Rabecka Koons, Quality Assurance Officer

The results in this report apply to the samples analyzed in accordance with the chain of custody document. This analytical report must be reproduced in its entirety.

Project: GUDE LANDFILL

Project Number: 1556404
Project Manager: Laura Oakes

Report revised to include acrylonitrile. Consolidated report to include all results for all work orders listed on pages 2-4.
Reported:

09/24/21 11:41

MW-22B

**1090210-09 (Nonpotable Water)
Sample Date: 09/02/21**

Analyte	Result	Notes	Units	Reporting Limit (MRL)	Detection Limit (LOD)	Dilution	Prepared	Analyzed	Analyst
EDB and DBCP by EPA 8011 Prepared by 504.1 EDB/DBCP									
1,2-Dibromo-3-chloropropane	ND		ug/L	0.047	0.047	1	09/07/21	09/08/21 01:32	EH
1,2-Dibromoethane (EDB)	ND		ug/L	0.019	0.019	1	09/07/21	09/08/21 01:32	EH
Total Metals Analysis by EPA 6020B Prepared by 3010A-Metals Digestion									
Hardness as CaCO3	343000		ug/L	500	500	1	09/03/21	09/07/21 13:55	CWK
Antimony	ND		ug/L	1.00	1.00	1	09/03/21	09/07/21 13:55	CWK
Arsenic	7.40		ug/L	1.00	1.00	1	09/03/21	09/07/21 13:55	CWK
Barium	33.4		ug/L	1.00	1.00	1	09/03/21	09/07/21 13:55	CWK
Beryllium	ND		ug/L	1.00	1.00	1	09/03/21	09/07/21 13:55	CWK
Cadmium	ND		ug/L	1.00	1.00	1	09/03/21	09/07/21 13:55	CWK
Calcium	91200		ug/L	80.0	80.0	1	09/03/21	09/07/21 13:55	CWK
Chromium	1.64		ug/L	1.00	1.00	1	09/03/21	09/07/21 13:55	CWK
Cobalt	ND		ug/L	1.00	1.00	1	09/03/21	09/07/21 13:55	CWK
Copper	1.69		ug/L	1.00	1.00	1	09/03/21	09/07/21 13:55	CWK
Iron	2470		ug/L	100	5.00	1	09/03/21	09/07/21 13:55	CWK
Lead	ND		ug/L	1.00	1.00	1	09/03/21	09/07/21 13:55	CWK
Magnesium	28000		ug/L	100	100	1	09/03/21	09/07/21 13:55	CWK
Manganese	315		ug/L	1.00	1.00	1	09/03/21	09/07/21 13:55	CWK
Mercury	ND		ug/L	0.100	0.100	1	09/03/21	09/07/21 13:55	CWK
Nickel	3.10		ug/L	1.00	1.00	1	09/03/21	09/07/21 13:55	CWK
Potassium	7080		ug/L	100	100	1	09/03/21	09/07/21 13:55	CWK
Selenium	ND		ug/L	1.00	1.00	1	09/03/21	09/07/21 13:55	CWK
Silver	ND		ug/L	1.00	1.00	1	09/03/21	09/07/21 13:55	CWK
Sodium	49900		ug/L	100	100	1	09/03/21	09/07/21 13:55	CWK
Thallium	ND		ug/L	1.00	1.00	1	09/03/21	09/07/21 13:55	CWK
Vanadium	ND		ug/L	1.00	1.00	1	09/03/21	09/07/21 13:55	CWK
Zinc	4.24		ug/L	4.00	4.00	1	09/03/21	09/07/21 13:55	CWK

Rabecka Koons

The results in this report apply to the samples analyzed in accordance with the chain of custody document. This analytical report must be reproduced in its entirety.

Rabecka Koons, Quality Assurance Officer

Project: GUDE LANDFILL

Project Number: 1556404
Project Manager: Laura Oakes

Report revised to include acrylonitrile. Consolidated report to include all results for all work orders listed on pages 2-4.
Reported:

09/24/21 11:41

MW-22B

1090210-09 (Nonpotable Water)
Sample Date: 09/02/21

Analyte	Result	Notes	Units	Reporting Limit (MRL)	Detection Limit (LOD)	Dilution	Prepared	Analyzed	Analyst
Chemical Oxygen Demand by EPA 410.4 Prepared by COD (03) Prep									
COD	14.3		mg/L	3.0	3.0	1	09/07/21	09/07/21 15:25	CRP
Conductivity by SM2510 Prepared by Conductivity									
Conductivity	917		uS/cm			1	09/08/21	09/08/21 15:46	AD
Anions by EPA 300.0 Prepared by 300.0 Anions Prep									
Chloride	121		mg/L	0.500	0.500	1	09/02/21	09/03/21 07:21	VVD
Nitrate	ND		mg/L	0.050	0.050	1	09/02/21	09/03/21 07:21	VVD
Nitrate (as N)	ND		mg/L	0.011	0.011	1	09/02/21	09/03/21 07:21	VVD
Sulfate	31.8		mg/L	0.3	0.3	1	09/02/21	09/03/21 07:21	VVD
Total Suspended Solids by USGS I-3765-85 Prepared by TSS PREP									
Solids, Suspended	8.6		mg/L	2.9	2.9	1	09/03/21	09/07/21 12:13	ART
Total Dissolved Solids by SM 2540C Prepared by TDS Prep									
Solids, Dissolved	558	QB-01, B	mg/L	10.0	10.0	1	09/07/21	09/09/21 13:28	CRP
EPA 350.1 Performed at Pace Analytical Services, LLC - Ormond Beach Lab									
Nitrogen, Ammonia	ND		mg/L	0.050	0.035	1	09/13/21	09/13/21 11:27	RRB
SM 2320B Performed at Pace Analytical Services, LLC - Ormond Beach Lab									
Alkalinity, Total as CaCO3	279		mg/L	5.0	5.0	1	09/15/21	09/15/21 12:26	AGS



Rabecka Koons, Quality Assurance Officer

The results in this report apply to the samples analyzed in accordance with the chain of custody document. This analytical report must be reproduced in its entirety.

Project: GUDE LANDFILL

Project Number: 1556404
Project Manager: Laura Oakes

Report revised to include acrylonitrile. Consolidated report to include all results for all work orders listed on pages 2-4.
Reported:

09/24/21 11:41

MW-22A

**1090210-10 (Nonpotable Water)
Sample Date: 09/02/21**

Analyte	Result	Notes	Units	Reporting Limit (MRL)	Detection Limit (LOD)	Dilution	Prepared	Analyzed	Analyst
pH measurement by EPA 9040C Prepared by pH (Paper or Meter)									
pH	6.61	O-07	pH Units			1	09/02/21	09/02/21 18:10	CRP
Turbidity by EPA 180.1 Prepared by Turbidity Prep									
Turbidity	28.1		NTU	0.500	0.110	1	09/03/21	09/03/21 10:23	CRP
Volatile Organics by EPA 8260B (GC/MS) Prepared by GCMS-WATER-VOLATILES									
Acetone	ND		ug/L	5.0	5.0	1	09/09/21	09/09/21 17:11	AS
Acrylonitrile	ND		ug/L	5.0	5.0	1	09/09/21	09/09/21 17:11	AS
Allyl chloride (3-Chloropropylene)	ND		ug/L	1.0	1.0	1	09/09/21	09/09/21 17:11	AS
Benzene	ND		ug/L	1.0	1.0	1	09/09/21	09/09/21 17:11	AS
Bromochloromethane	ND		ug/L	1.0	1.0	1	09/09/21	09/09/21 17:11	AS
Bromodichloromethane	ND		ug/L	1.0	1.0	1	09/09/21	09/09/21 17:11	AS
Bromoform	ND		ug/L	1.0	1.0	1	09/09/21	09/09/21 17:11	AS
Bromomethane	ND		ug/L	1.0	1.0	1	09/09/21	09/09/21 17:11	AS
2-Butanone (MEK)	ND		ug/L	5.0	5.0	1	09/09/21	09/09/21 17:11	AS
Carbon disulfide	ND		ug/L	1.0	1.0	1	09/09/21	09/09/21 17:11	AS
Carbon tetrachloride	ND		ug/L	1.0	1.0	1	09/09/21	09/09/21 17:11	AS
Chlorobenzene	ND		ug/L	1.0	1.0	1	09/09/21	09/09/21 17:11	AS
Chloroethane	ND		ug/L	1.0	1.0	1	09/09/21	09/09/21 17:11	AS
Chloroform	ND		ug/L	1.0	1.0	1	09/09/21	09/09/21 17:11	AS
Chloromethane	ND		ug/L	1.0	1.0	1	09/09/21	09/09/21 17:11	AS
Chloroprene	ND		ug/L	1.0	1.0	1	09/09/21	09/09/21 17:11	AS
Dibromochloromethane	ND		ug/L	1.0	1.0	1	09/09/21	09/09/21 17:11	AS
1,2-Dibromo-3-chloropropane	ND		ug/L	1.0	1.0	1	09/09/21	09/09/21 17:11	AS
1,2-Dibromoethane (EDB)	ND		ug/L	1.0	1.0	1	09/09/21	09/09/21 17:11	AS
Dibromomethane	ND		ug/L	1.0	1.0	1	09/09/21	09/09/21 17:11	AS
1,2-Dichlorobenzene	ND		ug/L	1.0	1.0	1	09/09/21	09/09/21 17:11	AS
1,4-Dichlorobenzene	ND		ug/L	1.0	1.0	1	09/09/21	09/09/21 17:11	AS
trans-1,4-Dichloro-2-butene	ND		ug/L	1.0	1.0	1	09/09/21	09/09/21 17:11	AS
1,1-Dichloroethane	ND		ug/L	1.0	1.0	1	09/09/21	09/09/21 17:11	AS
1,2-Dichloroethane	ND		ug/L	1.0	1.0	1	09/09/21	09/09/21 17:11	AS
1,1-Dichloroethene	ND		ug/L	1.0	1.0	1	09/09/21	09/09/21 17:11	AS
cis-1,2-Dichloroethene	4.8		ug/L	1.0	1.0	1	09/09/21	09/09/21 17:11	AS
trans-1,2-Dichloroethene	ND		ug/L	1.0	1.0	1	09/09/21	09/09/21 17:11	AS



Rabecka Koons, Quality Assurance Officer

The results in this report apply to the samples analyzed in accordance with the chain of custody document. This analytical report must be reproduced in its entirety.

Project: GUDE LANDFILL

Project Number: 1556404
Project Manager: Laura Oakes

Report revised to include acrylonitrile. Consolidated report to include all results for all work orders listed on pages 2-4.
Reported:

09/24/21 11:41

MW-22A

**1090210-10 (Nonpotable Water)
Sample Date: 09/02/21**

Analyte	Result	Notes	Units	Reporting Limit (MRL)	Detection Limit (LOD)	Dilution	Prepared	Analyzed	Analyst
Volatile Organics by EPA 8260B (GC/MS) Prepared by GCMS-WATER-VOLATILES (continued)									
1,2-Dichloropropane	ND		ug/L	1.0	1.0	1	09/09/21	09/09/21 17:11	AS
1,3-Dichloropropane	ND		ug/L	1.0	1.0	1	09/09/21	09/09/21 17:11	AS
2,2-Dichloropropane	ND		ug/L	1.0	1.0	1	09/09/21	09/09/21 17:11	AS
1,1-Dichloropropene	ND		ug/L	1.0	1.0	1	09/09/21	09/09/21 17:11	AS
cis-1,3-Dichloropropene	ND		ug/L	1.0	1.0	1	09/09/21	09/09/21 17:11	AS
trans-1,3-Dichloropropene	ND		ug/L	1.0	1.0	1	09/09/21	09/09/21 17:11	AS
Ethyl methacrylate	ND		ug/L	5.0	5.0	1	09/09/21	09/09/21 17:11	AS
Ethylbenzene	ND		ug/L	1.0	1.0	1	09/09/21	09/09/21 17:11	AS
2-Hexanone	ND		ug/L	5.0	5.0	1	09/09/21	09/09/21 17:11	AS
Isobutanol	ND		ug/L	100	100	1	09/09/21	09/09/21 17:11	AS
Iodomethane	ND		ug/L	1.0	1.0	1	09/09/21	09/09/21 17:11	AS
Methyl tert-butyl ether (MTBE)	ND		ug/L	1.0	1.0	1	09/09/21	09/09/21 17:11	AS
4-Methyl-2-pentanone	ND		ug/L	5.0	5.0	1	09/09/21	09/09/21 17:11	AS
Methylene chloride	ND		ug/L	1.0	1.0	1	09/09/21	09/09/21 17:11	AS
Methyl methacrylate	ND		ug/L	5.0	5.0	1	09/09/21	09/09/21 17:11	AS
Styrene	ND		ug/L	1.0	1.0	1	09/09/21	09/09/21 17:11	AS
1,1,1,2-Tetrachloroethane	ND		ug/L	1.0	1.0	1	09/09/21	09/09/21 17:11	AS
1,1,2,2-Tetrachloroethane	ND		ug/L	1.0	1.0	1	09/09/21	09/09/21 17:11	AS
Tetrachloroethene	ND		ug/L	1.0	1.0	1	09/09/21	09/09/21 17:11	AS
Toluene	ND		ug/L	1.0	1.0	1	09/09/21	09/09/21 17:11	AS
1,1,1-Trichloroethane	ND		ug/L	1.0	1.0	1	09/09/21	09/09/21 17:11	AS
1,1,2-Trichloroethane	ND		ug/L	1.0	1.0	1	09/09/21	09/09/21 17:11	AS
Trichloroethene	3.3		ug/L	1.0	1.0	1	09/09/21	09/09/21 17:11	AS
Trichlorofluoromethane (Freon 11)	ND		ug/L	1.0	1.0	1	09/09/21	09/09/21 17:11	AS
1,2,3-Trichloropropane	ND		ug/L	1.0	1.0	1	09/09/21	09/09/21 17:11	AS
Vinyl acetate	ND		ug/L	1.0	1.0	1	09/09/21	09/09/21 17:11	AS
Vinyl chloride	ND		ug/L	1.0	1.0	1	09/09/21	09/09/21 17:11	AS
o-Xylene	ND		ug/L	1.0	1.0	1	09/09/21	09/09/21 17:11	AS
m- & p-Xylenes	ND		ug/L	1.0	1.0	1	09/09/21	09/09/21 17:11	AS
Surrogate: 1,2-Dichloroethane-d4			70-130	101 %	09/09/21		09/09/21 17:11		
Surrogate: Toluene-d8			75-120	104 %	09/09/21		09/09/21 17:11		
Surrogate: 4-Bromofluorobenzene			75-120	97 %	09/09/21		09/09/21 17:11		

Rabecka Koons

The results in this report apply to the samples analyzed in accordance with the chain of custody document. This analytical report must be reproduced in its entirety.

Rabecka Koons, Quality Assurance Officer

Project: GUDE LANDFILL

Project Number: 1556404
Project Manager: Laura Oakes

Report revised to include acrylonitrile. Consolidated report to include all results for all work orders listed on pages 2-4.
Reported:

09/24/21 11:41

MW-22A

**1090210-10 (Nonpotable Water)
Sample Date: 09/02/21**

Analyte	Result	Notes	Units	Reporting Limit (MRL)	Detection Limit (LOD)	Dilution	Prepared	Analyzed	Analyst
EDB and DBCP by EPA 8011 Prepared by 504.1 EDB/DBCP									
1,2-Dibromo-3-chloropropane	ND		ug/L	0.047	0.047	1	09/07/21	09/08/21 01:50	EH
1,2-Dibromoethane (EDB)	ND		ug/L	0.019	0.019	1	09/07/21	09/08/21 01:50	EH
Total Metals Analysis by EPA 6020B Prepared by 3010A-Metals Digestion									
Hardness as CaCO3	431000		ug/L	2500	2500	5	09/03/21	09/07/21 17:18	CWK
Antimony	ND		ug/L	1.00	1.00	1	09/03/21	09/07/21 13:58	CWK
Arsenic	1.83		ug/L	1.00	1.00	1	09/03/21	09/07/21 13:58	CWK
Barium	32.4		ug/L	1.00	1.00	1	09/03/21	09/07/21 13:58	CWK
Beryllium	ND		ug/L	1.00	1.00	1	09/03/21	09/07/21 13:58	CWK
Cadmium	ND		ug/L	1.00	1.00	1	09/03/21	09/07/21 13:58	CWK
Calcium	111000		ug/L	400	400	5	09/03/21	09/07/21 17:18	CWK
Chromium	9.11		ug/L	1.00	1.00	1	09/03/21	09/07/21 13:58	CWK
Cobalt	2.43		ug/L	1.00	1.00	1	09/03/21	09/07/21 13:58	CWK
Copper	6.52		ug/L	1.00	1.00	1	09/03/21	09/07/21 13:58	CWK
Iron	11400		ug/L	100	5.00	1	09/03/21	09/07/21 13:58	CWK
Lead	3.79		ug/L	1.00	1.00	1	09/03/21	09/07/21 13:58	CWK
Magnesium	37600		ug/L	500	500	5	09/03/21	09/07/21 17:18	CWK
Manganese	1290		ug/L	5.00	5.00	5	09/03/21	09/07/21 17:18	CWK
Mercury	ND		ug/L	0.100	0.100	1	09/03/21	09/07/21 13:58	CWK
Nickel	8.34		ug/L	1.00	1.00	1	09/03/21	09/07/21 13:58	CWK
Potassium	5810		ug/L	100	100	1	09/03/21	09/07/21 13:58	CWK
Selenium	1.02		ug/L	1.00	1.00	1	09/03/21	09/07/21 13:58	CWK
Silver	ND		ug/L	1.00	1.00	1	09/03/21	09/07/21 13:58	CWK
Sodium	86200		ug/L	100	100	1	09/03/21	09/07/21 13:58	CWK
Thallium	ND		ug/L	1.00	1.00	1	09/03/21	09/07/21 13:58	CWK
Vanadium	3.77		ug/L	1.00	1.00	1	09/03/21	09/07/21 13:58	CWK
Zinc	10.1		ug/L	4.00	4.00	1	09/03/21	09/07/21 13:58	CWK

Rabecka Koons

The results in this report apply to the samples analyzed in accordance with the chain of custody document. This analytical report must be reproduced in its entirety.

Rabecka Koons, Quality Assurance Officer

Project: GUDE LANDFILL

Project Number: 1556404
Project Manager: Laura Oakes

Report revised to include acrylonitrile. Consolidated report to include all results for all work orders listed on pages 2-4.

Reported:
09/24/21 11:41

MW-22A

**1090210-10 (Nonpotable Water)
Sample Date: 09/02/21**

Analyte	Result	Notes	Units	Reporting Limit (MRL)	Detection Limit (LOD)	Dilution	Prepared	Analyzed	Analyst
Chemical Oxygen Demand by EPA 410.4 Prepared by COD (03) Prep									
COD	22.4		mg/L	3.0	3.0	1	09/07/21	09/07/21 15:26	CRP
Conductivity by SM2510 Prepared by Conductivity									
Conductivity	1200		uS/cm			1	09/08/21	09/08/21 15:46	AD
Anions by EPA 300.0 Prepared by 300.0 Anions Prep									
Chloride	150		mg/L	0.500	0.500	1	09/02/21	09/03/21 07:39	VVD
Nitrate	ND		mg/L	0.050	0.050	1	09/02/21	09/03/21 07:39	VVD
Nitrate (as N)	ND		mg/L	0.011	0.011	1	09/02/21	09/03/21 07:39	VVD
Sulfate	36.5		mg/L	0.3	0.3	1	09/02/21	09/03/21 07:39	VVD
Total Suspended Solids by USGS I-3765-85 Prepared by TSS PREP									
Solids, Suspended	687		mg/L	6.3	6.3	1	09/03/21	09/07/21 12:13	ART
Total Dissolved Solids by SM 2540C Prepared by TDS Prep									
Solids, Dissolved	714	QB-01, B	mg/L	10.0	10.0	1	09/07/21	09/09/21 13:28	CRP
EPA 350.1 Performed at Pace Analytical Services, LLC - Ormond Beach Lab									
Nitrogen, Ammonia	0.081		mg/L	0.050	0.035	1	09/13/21	09/13/21 11:29	RRB
SM 2320B Performed at Pace Analytical Services, LLC - Ormond Beach Lab									
Alkalinity, Total as CaCO3	427		mg/L	5.0	5.0	1	09/15/21	09/15/21 12:34	AGS

Rabecka Koons

Rabecka Koons, Quality Assurance Officer

The results in this report apply to the samples analyzed in accordance with the chain of custody document. This analytical report must be reproduced in its entirety.

Project: GUDE LANDFILL

Project Number: 1556404
Project Manager: Laura Oakes

Report revised to include acrylonitrile. Consolidated report to include all results for all work orders listed on pages 2-4.

Reported:
09/24/21 11:41

TRIP BLANK

1090210-11 (Nonpotable Water)
Sample Date: 09/02/21

Analyte	Result	Notes	Units	Reporting	Detection	Dilution	Prepared	Analyzed	Analyst
				Limit (MRL)	Limit (LOD)				
Volatile Organics by EPA 8260B (GC/MS) Prepared by GCMS-WATER-VOLATILES									
Acetone	ND		ug/L	5.0	5.0	1	09/17/21	09/17/21 18:20	CMK
Acrylonitrile	ND		ug/L	5.0	5.0	1	09/17/21	09/17/21 18:20	CMK
Allyl chloride (3-Chloropropylene)	ND		ug/L	1.0	1.0	1	09/17/21	09/17/21 18:20	CMK
Benzene	ND		ug/L	1.0	1.0	1	09/17/21	09/17/21 18:20	CMK
Bromochloromethane	ND		ug/L	1.0	1.0	1	09/17/21	09/17/21 18:20	CMK
Bromodichloromethane	ND		ug/L	1.0	1.0	1	09/17/21	09/17/21 18:20	CMK
Bromoform	ND		ug/L	1.0	1.0	1	09/17/21	09/17/21 18:20	CMK
Bromomethane	ND		ug/L	1.0	1.0	1	09/17/21	09/17/21 18:20	CMK
2-Butanone (MEK)	ND		ug/L	5.0	5.0	1	09/17/21	09/17/21 18:20	CMK
Carbon disulfide	ND		ug/L	1.0	1.0	1	09/17/21	09/17/21 18:20	CMK
Carbon tetrachloride	ND		ug/L	1.0	1.0	1	09/17/21	09/17/21 18:20	CMK
Chlorobenzene	ND		ug/L	1.0	1.0	1	09/17/21	09/17/21 18:20	CMK
Chloroethane	ND		ug/L	1.0	1.0	1	09/17/21	09/17/21 18:20	CMK
Chloroform	ND		ug/L	1.0	1.0	1	09/17/21	09/17/21 18:20	CMK
Chloromethane	ND		ug/L	1.0	1.0	1	09/17/21	09/17/21 18:20	CMK
Chloroprene	ND		ug/L	1.0	1.0	1	09/17/21	09/17/21 18:20	CMK
Dibromochloromethane	ND		ug/L	1.0	1.0	1	09/17/21	09/17/21 18:20	CMK
1,2-Dibromo-3-chloropropane	ND		ug/L	1.0	1.0	1	09/17/21	09/17/21 18:20	CMK
1,2-Dibromoethane (EDB)	ND		ug/L	1.0	1.0	1	09/17/21	09/17/21 18:20	CMK
Dibromomethane	ND		ug/L	1.0	1.0	1	09/17/21	09/17/21 18:20	CMK
1,2-Dichlorobenzene	ND		ug/L	1.0	1.0	1	09/17/21	09/17/21 18:20	CMK
1,4-Dichlorobenzene	ND		ug/L	1.0	1.0	1	09/17/21	09/17/21 18:20	CMK
trans-1,4-Dichloro-2-butene	ND		ug/L	1.0	1.0	1	09/17/21	09/17/21 18:20	CMK
1,1-Dichloroethane	ND		ug/L	1.0	1.0	1	09/17/21	09/17/21 18:20	CMK
1,2-Dichloroethane	ND		ug/L	1.0	1.0	1	09/17/21	09/17/21 18:20	CMK
1,1-Dichloroethene	ND		ug/L	1.0	1.0	1	09/17/21	09/17/21 18:20	CMK
cis-1,2-Dichloroethene	ND		ug/L	1.0	1.0	1	09/17/21	09/17/21 18:20	CMK
trans-1,2-Dichloroethene	ND		ug/L	1.0	1.0	1	09/17/21	09/17/21 18:20	CMK
1,2-Dichloropropane	ND		ug/L	1.0	1.0	1	09/17/21	09/17/21 18:20	CMK
1,3-Dichloropropane	ND		ug/L	1.0	1.0	1	09/17/21	09/17/21 18:20	CMK
2,2-Dichloropropane	ND		ug/L	1.0	1.0	1	09/17/21	09/17/21 18:20	CMK
1,1-Dichloropropene	ND		ug/L	1.0	1.0	1	09/17/21	09/17/21 18:20	CMK

O-04



Rabecka Koons, Quality Assurance Officer

The results in this report apply to the samples analyzed in accordance with the chain of custody document. This analytical report must be reproduced in its entirety.

Project: GUDE LANDFILL

Project Number: 1556404
Project Manager: Laura Oakes

Report revised to include acrylonitrile. Consolidated report to include all results for all work orders listed on pages 2-4.
Reported:

09/24/21 11:41

TRIP BLANK

1090210-11 (Nonpotable Water)
Sample Date: 09/02/21

Analyte	Result	Notes	Units	Reporting Limit (MRL)	Detection Limit (LOD)	Dilution	Prepared	Analyzed	Analyst
Volatile Organics by EPA 8260B (GC/MS) Prepared by GCMS-WATER-VOLATILES (continued)									
cis-1,3-Dichloropropene	ND		ug/L	1.0	1.0	1	09/17/21	09/17/21 18:20	CMK
trans-1,3-Dichloropropene	ND		ug/L	1.0	1.0	1	09/17/21	09/17/21 18:20	CMK
Ethyl methacrylate	ND		ug/L	5.0	5.0	1	09/17/21	09/17/21 18:20	CMK
Ethylbenzene	ND		ug/L	1.0	1.0	1	09/17/21	09/17/21 18:20	CMK
2-Hexanone	ND		ug/L	5.0	5.0	1	09/17/21	09/17/21 18:20	CMK
Isobutanol	ND		ug/L	100	100	1	09/17/21	09/17/21 18:20	CMK
Iodomethane	ND		ug/L	1.0	1.0	1	09/17/21	09/17/21 18:20	CMK
Methyl tert-butyl ether (MTBE)	ND		ug/L	1.0	1.0	1	09/17/21	09/17/21 18:20	CMK
4-Methyl-2-pentanone	ND		ug/L	5.0	5.0	1	09/17/21	09/17/21 18:20	CMK
Methylene chloride	ND		ug/L	1.0	1.0	1	09/17/21	09/17/21 18:20	CMK
Methyl methacrylate	ND		ug/L	5.0	5.0	1	09/17/21	09/17/21 18:20	CMK
Styrene	ND		ug/L	1.0	1.0	1	09/17/21	09/17/21 18:20	CMK
1,1,1,2-Tetrachloroethane	ND		ug/L	1.0	1.0	1	09/17/21	09/17/21 18:20	CMK
1,1,2,2-Tetrachloroethane	ND		ug/L	1.0	1.0	1	09/17/21	09/17/21 18:20	CMK
Tetrachloroethene	ND		ug/L	1.0	1.0	1	09/17/21	09/17/21 18:20	CMK
Toluene	ND		ug/L	1.0	1.0	1	09/17/21	09/17/21 18:20	CMK
1,1,1-Trichloroethane	ND		ug/L	1.0	1.0	1	09/17/21	09/17/21 18:20	CMK
1,1,2-Trichloroethane	ND		ug/L	1.0	1.0	1	09/17/21	09/17/21 18:20	CMK
Trichloroethene	ND		ug/L	1.0	1.0	1	09/17/21	09/17/21 18:20	CMK
Trichlorofluoromethane (Freon 11)	ND		ug/L	1.0	1.0	1	09/17/21	09/17/21 18:20	CMK
1,2,3-Trichloropropane	ND		ug/L	1.0	1.0	1	09/17/21	09/17/21 18:20	CMK
Vinyl acetate	ND		ug/L	1.0	1.0	1	09/17/21	09/17/21 18:20	CMK
Vinyl chloride	ND		ug/L	1.0	1.0	1	09/17/21	09/17/21 18:20	CMK
o-Xylene	ND		ug/L	1.0	1.0	1	09/17/21	09/17/21 18:20	CMK
m- & p-Xylenes	ND		ug/L	1.0	1.0	1	09/17/21	09/17/21 18:20	CMK
Surrogate: 1,2-Dichloroethane-d4				70-130	117 %		09/17/21	09/17/21 18:20	
Surrogate: Toluene-d8				75-120	92 %		09/17/21	09/17/21 18:20	
Surrogate: 4-Bromofluorobenzene				75-120	98 %		09/17/21	09/17/21 18:20	

O-04

Rabecka Koons

The results in this report apply to the samples analyzed in accordance with the chain of custody document. This analytical report must be reproduced in its entirety.

Rabecka Koons, Quality Assurance Officer

Project: GUDE LANDFILL

Project Number: 1556404
Project Manager: Laura Oakes

Report revised to include acrylonitrile. Consolidated report to include all results for all work orders listed on pages 2-4.
Reported:

09/24/21 11:41

ST-015

**1090319-01 (Nonpotable Water)
Sample Date: 09/03/21**

Analyte	Result	Notes	Units	Reporting Limit (MRL)	Detection Limit (LOD)	Dilution	Prepared	Analyzed	Analyst
pH measurement by EPA 9040C Prepared by pH (Paper or Meter)									
pH	7.54	O-07	pH Units			1	09/03/21	09/03/21 15:24	ART
Turbidity by EPA 180.1 Prepared by Turbidity Prep									
Turbidity	3.93		NTU	0.500	0.110	1	09/03/21	09/03/21 16:34	CWK
Volatile Organics by EPA 8260B (GC/MS) Prepared by GCMS-WATER-VOLATILES									
Acetone	ND		ug/L	5.0	5.0	1	09/09/21	09/09/21 17:34	AS
Acrylonitrile	ND		ug/L	5.0	5.0	1	09/09/21	09/09/21 17:34	AS
Allyl chloride (3-Chloropropylene)	ND		ug/L	1.0	1.0	1	09/09/21	09/09/21 17:34	AS
Benzene	ND		ug/L	1.0	1.0	1	09/09/21	09/09/21 17:34	AS
Bromochloromethane	ND		ug/L	1.0	1.0	1	09/09/21	09/09/21 17:34	AS
Bromodichloromethane	ND		ug/L	1.0	1.0	1	09/09/21	09/09/21 17:34	AS
Bromoform	ND		ug/L	1.0	1.0	1	09/09/21	09/09/21 17:34	AS
Bromomethane	ND		ug/L	1.0	1.0	1	09/09/21	09/09/21 17:34	AS
2-Butanone (MEK)	ND		ug/L	5.0	5.0	1	09/09/21	09/09/21 17:34	AS
Carbon disulfide	ND		ug/L	1.0	1.0	1	09/09/21	09/09/21 17:34	AS
Carbon tetrachloride	ND		ug/L	1.0	1.0	1	09/09/21	09/09/21 17:34	AS
Chlorobenzene	ND		ug/L	1.0	1.0	1	09/09/21	09/09/21 17:34	AS
Chloroethane	ND		ug/L	1.0	1.0	1	09/09/21	09/09/21 17:34	AS
Chloroform	ND		ug/L	1.0	1.0	1	09/09/21	09/09/21 17:34	AS
Chloromethane	ND		ug/L	1.0	1.0	1	09/09/21	09/09/21 17:34	AS
Chloroprene	ND		ug/L	1.0	1.0	1	09/09/21	09/09/21 17:34	AS
Dibromochloromethane	ND		ug/L	1.0	1.0	1	09/09/21	09/09/21 17:34	AS
1,2-Dibromo-3-chloropropane	ND		ug/L	1.0	1.0	1	09/09/21	09/09/21 17:34	AS
1,2-Dibromoethane (EDB)	ND		ug/L	1.0	1.0	1	09/09/21	09/09/21 17:34	AS
Dibromomethane	ND		ug/L	1.0	1.0	1	09/09/21	09/09/21 17:34	AS
1,2-Dichlorobenzene	ND		ug/L	1.0	1.0	1	09/09/21	09/09/21 17:34	AS
1,4-Dichlorobenzene	ND		ug/L	1.0	1.0	1	09/09/21	09/09/21 17:34	AS
trans-1,4-Dichloro-2-butene	ND		ug/L	1.0	1.0	1	09/09/21	09/09/21 17:34	AS
1,1-Dichloroethane	ND		ug/L	1.0	1.0	1	09/09/21	09/09/21 17:34	AS
1,2-Dichloroethane	ND		ug/L	1.0	1.0	1	09/09/21	09/09/21 17:34	AS
1,1-Dichloroethene	ND		ug/L	1.0	1.0	1	09/09/21	09/09/21 17:34	AS
cis-1,2-Dichloroethene	ND		ug/L	1.0	1.0	1	09/09/21	09/09/21 17:34	AS
trans-1,2-Dichloroethene	ND		ug/L	1.0	1.0	1	09/09/21	09/09/21 17:34	AS



Rabecka Koons, Quality Assurance Officer

The results in this report apply to the samples analyzed in accordance with the chain of custody document. This analytical report must be reproduced in its entirety.

Project: GUDE LANDFILL

Project Number: 1556404
Project Manager: Laura Oakes

Report revised to include acrylonitrile. Consolidated report to include all results for all work orders listed on pages 2-4.
Reported:

09/24/21 11:41

ST-015

**1090319-01 (Nonpotable Water)
Sample Date: 09/03/21**

Analyte	Result	Notes	Units	Reporting Limit (MRL)	Detection Limit (LOD)	Dilution	Prepared	Analyzed	Analyst
Volatile Organics by EPA 8260B (GC/MS) Prepared by GCMS-WATER-VOLATILES (continued)									
1,2-Dichloropropane	ND		ug/L	1.0	1.0	1	09/09/21	09/09/21 17:34	AS
1,3-Dichloropropane	ND		ug/L	1.0	1.0	1	09/09/21	09/09/21 17:34	AS
2,2-Dichloropropane	ND		ug/L	1.0	1.0	1	09/09/21	09/09/21 17:34	AS
1,1-Dichloropropene	ND		ug/L	1.0	1.0	1	09/09/21	09/09/21 17:34	AS
cis-1,3-Dichloropropene	ND		ug/L	1.0	1.0	1	09/09/21	09/09/21 17:34	AS
trans-1,3-Dichloropropene	ND		ug/L	1.0	1.0	1	09/09/21	09/09/21 17:34	AS
Ethyl methacrylate	ND		ug/L	5.0	5.0	1	09/09/21	09/09/21 17:34	AS
Ethylbenzene	ND		ug/L	1.0	1.0	1	09/09/21	09/09/21 17:34	AS
2-Hexanone	ND		ug/L	5.0	5.0	1	09/09/21	09/09/21 17:34	AS
Isobutanol	ND		ug/L	100	100	1	09/09/21	09/09/21 17:34	AS
Iodomethane	ND		ug/L	1.0	1.0	1	09/09/21	09/09/21 17:34	AS
Methyl tert-butyl ether (MTBE)	ND		ug/L	1.0	1.0	1	09/09/21	09/09/21 17:34	AS
4-Methyl-2-pentanone	ND		ug/L	5.0	5.0	1	09/09/21	09/09/21 17:34	AS
Methylene chloride	ND		ug/L	1.0	1.0	1	09/09/21	09/09/21 17:34	AS
Methyl methacrylate	ND		ug/L	5.0	5.0	1	09/09/21	09/09/21 17:34	AS
Styrene	ND		ug/L	1.0	1.0	1	09/09/21	09/09/21 17:34	AS
1,1,1,2-Tetrachloroethane	ND		ug/L	1.0	1.0	1	09/09/21	09/09/21 17:34	AS
1,1,2,2-Tetrachloroethane	ND		ug/L	1.0	1.0	1	09/09/21	09/09/21 17:34	AS
Tetrachloroethene	ND		ug/L	1.0	1.0	1	09/09/21	09/09/21 17:34	AS
Toluene	ND		ug/L	1.0	1.0	1	09/09/21	09/09/21 17:34	AS
1,1,1-Trichloroethane	ND		ug/L	1.0	1.0	1	09/09/21	09/09/21 17:34	AS
1,1,2-Trichloroethane	ND		ug/L	1.0	1.0	1	09/09/21	09/09/21 17:34	AS
Trichloroethene	1.1		ug/L	1.0	1.0	1	09/09/21	09/09/21 17:34	AS
Trichlorofluoromethane (Freon 11)	ND		ug/L	1.0	1.0	1	09/09/21	09/09/21 17:34	AS
1,2,3-Trichloropropane	ND		ug/L	1.0	1.0	1	09/09/21	09/09/21 17:34	AS
Vinyl acetate	ND		ug/L	1.0	1.0	1	09/09/21	09/09/21 17:34	AS
Vinyl chloride	ND		ug/L	1.0	1.0	1	09/09/21	09/09/21 17:34	AS
o-Xylene	ND		ug/L	1.0	1.0	1	09/09/21	09/09/21 17:34	AS
m- & p-Xylenes	ND		ug/L	1.0	1.0	1	09/09/21	09/09/21 17:34	AS
Surrogate: 1,2-Dichloroethane-d4			70-130	106 %	09/09/21		09/09/21 17:34		
Surrogate: Toluene-d8			75-120	105 %	09/09/21		09/09/21 17:34		
Surrogate: 4-Bromofluorobenzene			75-120	97 %	09/09/21		09/09/21 17:34		

Rabecka Koons

The results in this report apply to the samples analyzed in accordance with the chain of custody document. This analytical report must be reproduced in its entirety.

Rabecka Koons, Quality Assurance Officer

Project: GUDE LANDFILL

Project Number: 1556404
Project Manager: Laura Oakes

Report revised to include acrylonitrile. Consolidated report to include all results for all work orders listed on pages 2-4.
Reported:

09/24/21 11:41

ST-015

**1090319-01 (Nonpotable Water)
Sample Date: 09/03/21**

Analyte	Result	Notes	Units	Reporting Limit (MRL)	Detection Limit (LOD)	Dilution	Prepared	Analyzed	Analyst
EDB and DBCP by EPA 8011 Prepared by 504.1 EDB/DBCP									
1,2-Dibromo-3-chloropropane	ND		ug/L	0.048	0.048	1	09/07/21	09/08/21 03:37	EH
1,2-Dibromoethane (EDB)	ND		ug/L	0.019	0.019	1	09/07/21	09/08/21 03:37	EH
Total Metals Analysis by EPA 6020B Prepared by 3010A-Metals Digestion									
Hardness as CaCO3	170000	QB-01, B	ug/L	500	500	1	09/07/21	09/07/21 16:23	CWK
Antimony	ND		ug/L	1.00	1.00	1	09/07/21	09/07/21 16:23	CWK
Arsenic	ND		ug/L	1.00	1.00	1	09/07/21	09/07/21 16:23	CWK
Barium	61.7	QB-01, B	ug/L	1.00	1.00	1	09/07/21	09/07/21 16:23	CWK
Beryllium	ND		ug/L	1.00	1.00	1	09/07/21	09/07/21 16:23	CWK
Cadmium	ND		ug/L	1.00	1.00	1	09/07/21	09/07/21 16:23	CWK
Calcium	31300	QB-01, B	ug/L	80.0	80.0	1	09/07/21	09/07/21 16:23	CWK
Chromium	ND		ug/L	1.00	1.00	1	09/07/21	09/07/21 16:23	CWK
Cobalt	ND		ug/L	1.00	1.00	1	09/07/21	09/07/21 16:23	CWK
Copper	1.54		ug/L	1.00	1.00	1	09/07/21	09/07/21 16:23	CWK
Iron	228		ug/L	100	5.00	1	09/07/21	09/07/21 16:23	CWK
Lead	ND		ug/L	1.00	1.00	1	09/07/21	09/07/21 16:23	CWK
Magnesium	22200		ug/L	100	100	1	09/07/21	09/07/21 16:23	CWK
Manganese	87.8		ug/L	1.00	1.00	1	09/07/21	09/07/21 16:23	CWK
Mercury	ND		ug/L	0.100	0.100	1	09/07/21	09/07/21 16:23	CWK
Nickel	6.23		ug/L	1.00	1.00	1	09/07/21	09/07/21 16:23	CWK
Potassium	2270		ug/L	100	100	1	09/07/21	09/07/21 16:23	CWK
Selenium	ND		ug/L	1.00	1.00	1	09/07/21	09/07/21 16:23	CWK
Silver	ND		ug/L	1.00	1.00	1	09/07/21	09/07/21 16:23	CWK
Sodium	25300		ug/L	100	100	1	09/07/21	09/07/21 16:23	CWK
Thallium	ND		ug/L	1.00	1.00	1	09/07/21	09/07/21 16:23	CWK
Vanadium	1.34		ug/L	1.00	1.00	1	09/07/21	09/07/21 16:23	CWK
Zinc	9.54		ug/L	4.00	4.00	1	09/07/21	09/07/21 16:23	CWK



Rabecka Koons, Quality Assurance Officer

The results in this report apply to the samples analyzed in accordance with the chain of custody document. This analytical report must be reproduced in its entirety.

Project: GUDE LANDFILL

Project Number: 1556404
Project Manager: Laura Oakes

Report revised to include acrylonitrile. Consolidated report to include all results for all work orders listed on pages 2-4.
Reported:

09/24/21 11:41

ST-015

**1090319-01 (Nonpotable Water)
Sample Date: 09/03/21**

Analyte	Result	Notes	Units	Reporting Limit (MRL)	Detection Limit (LOD)	Dilution	Prepared	Analyzed	Analyst
Chemical Oxygen Demand by EPA 410.4 Prepared by COD (03) Prep									
COD	24.5		mg/L	3.0	3.0	1	09/07/21	09/07/21 15:27	CRP
Conductivity by SM2510 Prepared by Conductivity									
Conductivity	499		uS/cm			1	09/08/21	09/08/21 15:46	AD
Anions by EPA 300.0 Prepared by 300.0 Anions Prep									
Chloride	79.2		mg/L	0.500	0.500	1	09/03/21	09/03/21 23:01	CMK
Nitrate	6.45		mg/L	0.050	0.050	1	09/03/21	09/03/21 23:01	CMK
Nitrate (as N)	1.46		mg/L	0.011	0.011	1	09/03/21	09/03/21 23:01	CMK
Sulfate	21.6		mg/L	0.3	0.3	1	09/03/21	09/03/21 23:01	CMK
Total Suspended Solids by USGS I-3765-85 Prepared by TSS PREP									
Solids, Suspended	ND		mg/L	2.9	2.9	1	09/08/21	09/09/21 12:32	ART
Total Dissolved Solids by SM 2540C Prepared by TDS Prep									
Solids, Dissolved	330	B	mg/L	10.0	10.0	1	09/07/21	09/09/21 13:28	CRP
EPA 350.1 Performed at Pace Analytical Services, LLC - Ormond Beach Lab									
Nitrogen, Ammonia	ND		mg/L	0.050	0.035	1	09/13/21	09/13/21 11:31	RRB
SM 2320B Performed at Pace Analytical Services, LLC - Ormond Beach Lab									
Alkalinity, Total as CaCO3	106		mg/L	5.0	5.0	1	09/16/21	09/16/21 18:07	AGS

Rabecka Koons

Rabecka Koons, Quality Assurance Officer

The results in this report apply to the samples analyzed in accordance with the chain of custody document. This analytical report must be reproduced in its entirety.

Project: GUDE LANDFILL

Project Number: 1556404
Project Manager: Laura Oakes

Report revised to include acrylonitrile. Consolidated report to include all results for all work orders listed on pages 2-4.
Reported:

09/24/21 11:41

OB015

**1090319-02 (Nonpotable Water)
Sample Date: 09/03/21**

Analyte	Result	Notes	Units	Reporting Limit (MRL)	Detection Limit (LOD)	Dilution	Prepared	Analyzed	Analyst
pH measurement by EPA 9040C Prepared by pH (Paper or Meter)									
pH	6.10	O-07	pH Units			1	09/03/21	09/03/21 15:24	ART
Turbidity by EPA 180.1 Prepared by Turbidity Prep									
Turbidity	27.7		NTU	0.500	0.110	1	09/03/21	09/03/21 16:35	CWK
Volatile Organics by EPA 8260B (GC/MS) Prepared by GCMS-WATER-VOLATILES									
Acetone	ND		ug/L	5.0	5.0	1	09/09/21	09/09/21 17:57	AS
Acrylonitrile	ND		ug/L	5.0	5.0	1	09/09/21	09/09/21 17:57	AS
Allyl chloride (3-Chloropropylene)	ND		ug/L	1.0	1.0	1	09/09/21	09/09/21 17:57	AS
Benzene	ND		ug/L	1.0	1.0	1	09/09/21	09/09/21 17:57	AS
Bromochloromethane	ND		ug/L	1.0	1.0	1	09/09/21	09/09/21 17:57	AS
Bromodichloromethane	ND		ug/L	1.0	1.0	1	09/09/21	09/09/21 17:57	AS
Bromoform	ND		ug/L	1.0	1.0	1	09/09/21	09/09/21 17:57	AS
Bromomethane	ND		ug/L	1.0	1.0	1	09/09/21	09/09/21 17:57	AS
2-Butanone (MEK)	ND		ug/L	5.0	5.0	1	09/09/21	09/09/21 17:57	AS
Carbon disulfide	ND		ug/L	1.0	1.0	1	09/09/21	09/09/21 17:57	AS
Carbon tetrachloride	ND		ug/L	1.0	1.0	1	09/09/21	09/09/21 17:57	AS
Chlorobenzene	ND		ug/L	1.0	1.0	1	09/09/21	09/09/21 17:57	AS
Chloroethane	ND		ug/L	1.0	1.0	1	09/09/21	09/09/21 17:57	AS
Chloroform	ND		ug/L	1.0	1.0	1	09/09/21	09/09/21 17:57	AS
Chloromethane	ND		ug/L	1.0	1.0	1	09/09/21	09/09/21 17:57	AS
Chloroprene	ND		ug/L	1.0	1.0	1	09/09/21	09/09/21 17:57	AS
Dibromochloromethane	ND		ug/L	1.0	1.0	1	09/09/21	09/09/21 17:57	AS
1,2-Dibromo-3-chloropropane	ND		ug/L	1.0	1.0	1	09/09/21	09/09/21 17:57	AS
1,2-Dibromoethane (EDB)	ND		ug/L	1.0	1.0	1	09/09/21	09/09/21 17:57	AS
Dibromomethane	ND		ug/L	1.0	1.0	1	09/09/21	09/09/21 17:57	AS
1,2-Dichlorobenzene	ND		ug/L	1.0	1.0	1	09/09/21	09/09/21 17:57	AS
1,4-Dichlorobenzene	ND		ug/L	1.0	1.0	1	09/09/21	09/09/21 17:57	AS
trans-1,4-Dichloro-2-butene	ND		ug/L	1.0	1.0	1	09/09/21	09/09/21 17:57	AS
1,1-Dichloroethane	ND		ug/L	1.0	1.0	1	09/09/21	09/09/21 17:57	AS
1,2-Dichloroethane	ND		ug/L	1.0	1.0	1	09/09/21	09/09/21 17:57	AS
1,1-Dichloroethene	ND		ug/L	1.0	1.0	1	09/09/21	09/09/21 17:57	AS
cis-1,2-Dichloroethene	ND		ug/L	1.0	1.0	1	09/09/21	09/09/21 17:57	AS
trans-1,2-Dichloroethene	ND		ug/L	1.0	1.0	1	09/09/21	09/09/21 17:57	AS



Rabecka Koons, Quality Assurance Officer

The results in this report apply to the samples analyzed in accordance with the chain of custody document. This analytical report must be reproduced in its entirety.

Project: GUDE LANDFILL

Project Number: 1556404
Project Manager: Laura Oakes

Report revised to include acrylonitrile. Consolidated report to include all results for all work orders listed on pages 2-4.
Reported:

09/24/21 11:41

OB015

**1090319-02 (Nonpotable Water)
Sample Date: 09/03/21**

Analyte	Result	Notes	Units	Reporting Limit (MRL)	Detection Limit (LOD)	Dilution	Prepared	Analyzed	Analyst
Volatile Organics by EPA 8260B (GC/MS) Prepared by GCMS-WATER-VOLATILES (continued)									
1,2-Dichloropropane	ND		ug/L	1.0	1.0	1	09/09/21	09/09/21 17:57	AS
1,3-Dichloropropane	ND		ug/L	1.0	1.0	1	09/09/21	09/09/21 17:57	AS
2,2-Dichloropropane	ND		ug/L	1.0	1.0	1	09/09/21	09/09/21 17:57	AS
1,1-Dichloropropene	ND		ug/L	1.0	1.0	1	09/09/21	09/09/21 17:57	AS
cis-1,3-Dichloropropene	ND		ug/L	1.0	1.0	1	09/09/21	09/09/21 17:57	AS
trans-1,3-Dichloropropene	ND		ug/L	1.0	1.0	1	09/09/21	09/09/21 17:57	AS
Ethyl methacrylate	ND		ug/L	5.0	5.0	1	09/09/21	09/09/21 17:57	AS
Ethylbenzene	ND		ug/L	1.0	1.0	1	09/09/21	09/09/21 17:57	AS
2-Hexanone	ND		ug/L	5.0	5.0	1	09/09/21	09/09/21 17:57	AS
Isobutanol	ND		ug/L	100	100	1	09/09/21	09/09/21 17:57	AS
Iodomethane	ND		ug/L	1.0	1.0	1	09/09/21	09/09/21 17:57	AS
Methyl tert-butyl ether (MTBE)	ND		ug/L	1.0	1.0	1	09/09/21	09/09/21 17:57	AS
4-Methyl-2-pentanone	ND		ug/L	5.0	5.0	1	09/09/21	09/09/21 17:57	AS
Methylene chloride	ND		ug/L	1.0	1.0	1	09/09/21	09/09/21 17:57	AS
Methyl methacrylate	ND		ug/L	5.0	5.0	1	09/09/21	09/09/21 17:57	AS
Styrene	ND		ug/L	1.0	1.0	1	09/09/21	09/09/21 17:57	AS
1,1,1,2-Tetrachloroethane	ND		ug/L	1.0	1.0	1	09/09/21	09/09/21 17:57	AS
1,1,2,2-Tetrachloroethane	ND		ug/L	1.0	1.0	1	09/09/21	09/09/21 17:57	AS
Tetrachloroethene	ND		ug/L	1.0	1.0	1	09/09/21	09/09/21 17:57	AS
Toluene	ND		ug/L	1.0	1.0	1	09/09/21	09/09/21 17:57	AS
1,1,1-Trichloroethane	ND		ug/L	1.0	1.0	1	09/09/21	09/09/21 17:57	AS
1,1,2-Trichloroethane	ND		ug/L	1.0	1.0	1	09/09/21	09/09/21 17:57	AS
Trichloroethene	ND		ug/L	1.0	1.0	1	09/09/21	09/09/21 17:57	AS
Trichlorofluoromethane (Freon 11)	ND		ug/L	1.0	1.0	1	09/09/21	09/09/21 17:57	AS
1,2,3-Trichloropropane	ND		ug/L	1.0	1.0	1	09/09/21	09/09/21 17:57	AS
Vinyl acetate	ND		ug/L	1.0	1.0	1	09/09/21	09/09/21 17:57	AS
Vinyl chloride	ND		ug/L	1.0	1.0	1	09/09/21	09/09/21 17:57	AS
o-Xylene	ND		ug/L	1.0	1.0	1	09/09/21	09/09/21 17:57	AS
m- & p-Xylenes	ND		ug/L	1.0	1.0	1	09/09/21	09/09/21 17:57	AS
Surrogate: 1,2-Dichloroethane-d4			70-130	106 %	09/09/21		09/09/21 17:57		
Surrogate: Toluene-d8			75-120	105 %	09/09/21		09/09/21 17:57		
Surrogate: 4-Bromofluorobenzene			75-120	96 %	09/09/21		09/09/21 17:57		

Rabecka Koons

The results in this report apply to the samples analyzed in accordance with the chain of custody document. This analytical report must be reproduced in its entirety.

Rabecka Koons, Quality Assurance Officer

Project: GUDE LANDFILL

Project Number: 1556404
Project Manager: Laura Oakes

Report revised to include acrylonitrile. Consolidated report to include all results for all work orders listed on pages 2-4.

Reported:
09/24/21 11:41

OB015

**1090319-02 (Nonpotable Water)
Sample Date: 09/03/21**

Analyte	Result	Notes	Units	Reporting Limit (MRL)	Detection Limit (LOD)	Dilution	Prepared	Analyzed	Analyst
EDB and DBCP by EPA 8011 Prepared by 504.1 EDB/DBCP									
1,2-Dibromo-3-chloropropane	ND		ug/L	0.047	0.047	1	09/07/21	09/08/21 03:56	EH
1,2-Dibromoethane (EDB)	ND		ug/L	0.019	0.019	1	09/07/21	09/08/21 03:56	EH
Total Metals Analysis by EPA 6020B Prepared by 3010A-Metals Digestion									
Hardness as CaCO3	96300	QB-01, B	ug/L	500	500	1	09/07/21	09/07/21 16:25	CWK
Antimony	ND		ug/L	1.00	1.00	1	09/07/21	09/07/21 16:25	CWK
Arsenic	ND		ug/L	1.00	1.00	1	09/07/21	09/07/21 16:25	CWK
Barium	57.2	QB-01, B	ug/L	1.00	1.00	1	09/07/21	09/07/21 16:25	CWK
Beryllium	ND		ug/L	1.00	1.00	1	09/07/21	09/07/21 16:25	CWK
Cadmium	ND		ug/L	1.00	1.00	1	09/07/21	09/07/21 16:25	CWK
Calcium	9890	QB-01, B	ug/L	80.0	80.0	1	09/07/21	09/07/21 16:25	CWK
Chromium	3.53		ug/L	1.00	1.00	1	09/07/21	09/07/21 16:25	CWK
Cobalt	1.12		ug/L	1.00	1.00	1	09/07/21	09/07/21 16:25	CWK
Copper	2.81		ug/L	1.00	1.00	1	09/07/21	09/07/21 16:25	CWK
Iron	3460		ug/L	100	5.00	1	09/07/21	09/07/21 16:25	CWK
Lead	ND		ug/L	1.00	1.00	1	09/07/21	09/07/21 16:25	CWK
Magnesium	17400		ug/L	100	100	1	09/07/21	09/07/21 16:25	CWK
Manganese	41.2		ug/L	1.00	1.00	1	09/07/21	09/07/21 16:25	CWK
Mercury	ND		ug/L	0.100	0.100	1	09/07/21	09/07/21 16:25	CWK
Nickel	4.43		ug/L	1.00	1.00	1	09/07/21	09/07/21 16:25	CWK
Potassium	1860		ug/L	100	100	1	09/07/21	09/07/21 16:25	CWK
Selenium	ND		ug/L	1.00	1.00	1	09/07/21	09/07/21 16:25	CWK
Silver	ND		ug/L	1.00	1.00	1	09/07/21	09/07/21 16:25	CWK
Sodium	43000		ug/L	100	100	1	09/07/21	09/07/21 16:25	CWK
Thallium	ND		ug/L	1.00	1.00	1	09/07/21	09/07/21 16:25	CWK
Vanadium	ND		ug/L	1.00	1.00	1	09/07/21	09/07/21 16:25	CWK
Zinc	16.3		ug/L	4.00	4.00	1	09/07/21	09/07/21 16:25	CWK



Rabecka Koons, Quality Assurance Officer

The results in this report apply to the samples analyzed in accordance with the chain of custody document. This analytical report must be reproduced in its entirety.

1500 Caton Center Dr Suite G
Baltimore MD 21227
410-247-7600
www.mdspectral.com
MD DW LabID 153

Project: GUDE LANDFILL

Project Number: 1556404
Project Manager: Laura Oakes

Report revised to include acrylonitrile. Consolidated report to include all results for all work orders listed on pages 2-4.
Reported:

09/24/21 11:41

OB015

1090319-02 (Nonpotable Water)
Sample Date: 09/03/21

Analyte	Result	Notes	Units	Reporting Limit (MRL)	Detection Limit (LOD)	Dilution	Prepared	Analyzed	Analyst
Chemical Oxygen Demand by EPA 410.4 Prepared by COD (03) Prep									
COD	12.0		mg/L	3.0	3.0	1	09/09/21	09/09/21 16:41	CRP
Conductivity by SM2510 Prepared by Conductivity									
Conductivity	368		uS/cm			1	09/08/21	09/08/21 15:46	AD
Anions by EPA 300.0 Prepared by 300.0 Anions Prep									
Chloride	8.54		mg/L	0.500	0.500	1	09/03/21	09/03/21 23:19	CMK
Nitrate	4.49		mg/L	0.050	0.050	1	09/03/21	09/03/21 23:19	CMK
Nitrate (as N)	1.01		mg/L	0.011	0.011	1	09/03/21	09/03/21 23:19	CMK
Sulfate	57.9		mg/L	0.3	0.3	1	09/03/21	09/03/21 23:19	CMK
Total Suspended Solids by USGS I-3765-85 Prepared by TSS PREP									
Solids, Suspended	24.3		mg/L	3.2	3.2	1	09/08/21	09/09/21 12:32	ART
Total Dissolved Solids by SM 2540C Prepared by TDS Prep									
Solids, Dissolved	214	B	mg/L	10.0	10.0	1	09/07/21	09/09/21 13:28	CRP
EPA 350.1 Performed at Pace Analytical Services, LLC - Ormond Beach Lab									
Nitrogen, Ammonia	ND		mg/L	0.050	0.035	1	09/13/21	09/13/21 11:32	RRB
SM 2320B Performed at Pace Analytical Services, LLC - Ormond Beach Lab									
Alkalinity, Total as CaCO3	117		mg/L	5.0	5.0	1	09/16/21	09/16/21 18:12	AGS

Rabecka Koons

The results in this report apply to the samples analyzed in accordance with the chain of custody document. This analytical report must be reproduced in its entirety.

Rabecka Koons, Quality Assurance Officer

Project: GUDE LANDFILL

Project Number: 1556404
Project Manager: Laura Oakes

Report revised to include acrylonitrile. Consolidated report to include all results for all work orders listed on pages 2-4.
Reported:

09/24/21 11:41

OB12

**1090319-03 (Nonpotable Water)
Sample Date: 09/03/21**

Analyte	Result	Notes	Units	Reporting Limit (MRL)	Detection Limit (LOD)	Dilution	Prepared	Analyzed	Analyst
pH measurement by EPA 9040C Prepared by pH (Paper or Meter)									
pH	5.83	O-07	pH Units			1	09/03/21	09/03/21 15:24	ART
Turbidity by EPA 180.1 Prepared by Turbidity Prep									
Turbidity	0.645		NTU	0.500	0.110	1	09/03/21	09/03/21 16:36	CWK
Volatile Organics by EPA 8260B (GC/MS) Prepared by GCMS-WATER-VOLATILES									
Acetone	ND		ug/L	5.0	5.0	1	09/09/21	09/09/21 18:20	AS
Acrylonitrile	ND		ug/L	5.0	5.0	1	09/09/21	09/09/21 18:20	AS
Allyl chloride (3-Chloropropylene)	ND		ug/L	1.0	1.0	1	09/09/21	09/09/21 18:20	AS
Benzene	3.5		ug/L	1.0	1.0	1	09/09/21	09/09/21 18:20	AS
Bromochloromethane	ND		ug/L	1.0	1.0	1	09/09/21	09/09/21 18:20	AS
Bromodichloromethane	ND		ug/L	1.0	1.0	1	09/09/21	09/09/21 18:20	AS
Bromoform	ND		ug/L	1.0	1.0	1	09/09/21	09/09/21 18:20	AS
Bromomethane	ND		ug/L	1.0	1.0	1	09/09/21	09/09/21 18:20	AS
2-Butanone (MEK)	ND		ug/L	5.0	5.0	1	09/09/21	09/09/21 18:20	AS
Carbon disulfide	ND		ug/L	1.0	1.0	1	09/09/21	09/09/21 18:20	AS
Carbon tetrachloride	ND		ug/L	1.0	1.0	1	09/09/21	09/09/21 18:20	AS
Chlorobenzene	4.1		ug/L	1.0	1.0	1	09/09/21	09/09/21 18:20	AS
Chloroethane	ND		ug/L	1.0	1.0	1	09/09/21	09/09/21 18:20	AS
Chloroform	ND		ug/L	1.0	1.0	1	09/09/21	09/09/21 18:20	AS
Chloromethane	ND		ug/L	1.0	1.0	1	09/09/21	09/09/21 18:20	AS
Chloroprene	ND		ug/L	1.0	1.0	1	09/09/21	09/09/21 18:20	AS
Dibromochloromethane	ND		ug/L	1.0	1.0	1	09/09/21	09/09/21 18:20	AS
1,2-Dibromo-3-chloropropane	ND		ug/L	1.0	1.0	1	09/09/21	09/09/21 18:20	AS
1,2-Dibromoethane (EDB)	ND		ug/L	1.0	1.0	1	09/09/21	09/09/21 18:20	AS
Dibromomethane	ND		ug/L	1.0	1.0	1	09/09/21	09/09/21 18:20	AS
1,2-Dichlorobenzene	1.1		ug/L	1.0	1.0	1	09/09/21	09/09/21 18:20	AS
1,4-Dichlorobenzene	13.5		ug/L	1.0	1.0	1	09/09/21	09/09/21 18:20	AS
trans-1,4-Dichloro-2-butene	ND		ug/L	1.0	1.0	1	09/09/21	09/09/21 18:20	AS
1,1-Dichloroethane	12.9		ug/L	1.0	1.0	1	09/09/21	09/09/21 18:20	AS
1,2-Dichloroethane	1.4		ug/L	1.0	1.0	1	09/09/21	09/09/21 18:20	AS
1,1-Dichloroethene	ND		ug/L	1.0	1.0	1	09/09/21	09/09/21 18:20	AS
cis-1,2-Dichloroethene	48.3		ug/L	1.0	1.0	1	09/09/21	09/09/21 18:20	AS
trans-1,2-Dichloroethene	2.4		ug/L	1.0	1.0	1	09/09/21	09/09/21 18:20	AS
1,2-Dichloropropane	10.2		ug/L	1.0	1.0	1	09/09/21	09/09/21 18:20	AS

Rabecka Koons

The results in this report apply to the samples analyzed in accordance with the chain of custody document. This analytical report must be reproduced in its entirety.

Rabecka Koons, Quality Assurance Officer

Project: GUDE LANDFILL

Project Number: 1556404
Project Manager: Laura Oakes

Report revised to include acrylonitrile. Consolidated report to include all results for all work orders listed on pages 2-4.
Reported:

09/24/21 11:41

OB12

**1090319-03 (Nonpotable Water)
Sample Date: 09/03/21**

Analyte	Result	Notes	Units	Reporting Limit (MRL)	Detection Limit (LOD)	Dilution	Prepared	Analyzed	Analyst
Volatile Organics by EPA 8260B (GC/MS) Prepared by GCMS-WATER-VOLATILES (continued)									
1,3-Dichloropropane	ND		ug/L	1.0	1.0	1	09/09/21	09/09/21 18:20	AS
2,2-Dichloropropane	ND		ug/L	1.0	1.0	1	09/09/21	09/09/21 18:20	AS
1,1-Dichloropropene	ND		ug/L	1.0	1.0	1	09/09/21	09/09/21 18:20	AS
cis-1,3-Dichloropropene	ND		ug/L	1.0	1.0	1	09/09/21	09/09/21 18:20	AS
trans-1,3-Dichloropropene	ND		ug/L	1.0	1.0	1	09/09/21	09/09/21 18:20	AS
Ethyl methacrylate	ND		ug/L	5.0	5.0	1	09/09/21	09/09/21 18:20	AS
Ethylbenzene	ND		ug/L	1.0	1.0	1	09/09/21	09/09/21 18:20	AS
2-Hexanone	ND		ug/L	5.0	5.0	1	09/09/21	09/09/21 18:20	AS
Isobutanol	ND		ug/L	100	100	1	09/09/21	09/09/21 18:20	AS
Iodomethane	ND		ug/L	1.0	1.0	1	09/09/21	09/09/21 18:20	AS
Methyl tert-butyl ether (MTBE)	ND		ug/L	1.0	1.0	1	09/09/21	09/09/21 18:20	AS
4-Methyl-2-pentanone	ND		ug/L	5.0	5.0	1	09/09/21	09/09/21 18:20	AS
Methylene chloride	3.2		ug/L	1.0	1.0	1	09/09/21	09/09/21 18:20	AS
Methyl methacrylate	ND		ug/L	5.0	5.0	1	09/09/21	09/09/21 18:20	AS
Styrene	ND		ug/L	1.0	1.0	1	09/09/21	09/09/21 18:20	AS
1,1,1,2-Tetrachloroethane	ND		ug/L	1.0	1.0	1	09/09/21	09/09/21 18:20	AS
1,1,2,2-Tetrachloroethane	ND		ug/L	1.0	1.0	1	09/09/21	09/09/21 18:20	AS
Tetrachloroethene	20.8		ug/L	1.0	1.0	1	09/09/21	09/09/21 18:20	AS
Toluene	ND		ug/L	1.0	1.0	1	09/09/21	09/09/21 18:20	AS
1,1,1-Trichloroethane	ND		ug/L	1.0	1.0	1	09/09/21	09/09/21 18:20	AS
1,1,2-Trichloroethane	ND		ug/L	1.0	1.0	1	09/09/21	09/09/21 18:20	AS
Trichloroethene	18.4		ug/L	1.0	1.0	1	09/09/21	09/09/21 18:20	AS
Trichlorofluoromethane (Freon 11)	1.8		ug/L	1.0	1.0	1	09/09/21	09/09/21 18:20	AS
1,2,3-Trichloropropane	ND		ug/L	1.0	1.0	1	09/09/21	09/09/21 18:20	AS
Vinyl acetate	ND		ug/L	1.0	1.0	1	09/09/21	09/09/21 18:20	AS
Vinyl chloride	6.0		ug/L	1.0	1.0	1	09/09/21	09/09/21 18:20	AS
o-Xylene	ND		ug/L	1.0	1.0	1	09/09/21	09/09/21 18:20	AS
m- & p-Xylenes	ND		ug/L	1.0	1.0	1	09/09/21	09/09/21 18:20	AS
Surrogate: 1,2-Dichloroethane-d4			70-130	104 %	09/09/21		09/09/21 18:20		
Surrogate: Toluene-d8			75-120	107 %	09/09/21		09/09/21 18:20		
Surrogate: 4-Bromofluorobenzene			75-120	96 %	09/09/21		09/09/21 18:20		

Rabecka Koons

The results in this report apply to the samples analyzed in accordance with the chain of custody document. This analytical report must be reproduced in its entirety.

Rabecka Koons, Quality Assurance Officer

Project: GUDE LANDFILL

Project Number: 1556404
Project Manager: Laura Oakes

Report revised to include acrylonitrile. Consolidated report to include all results for all work orders listed on pages 2-4.
Reported:

09/24/21 11:41

OB12

**1090319-03 (Nonpotable Water)
Sample Date: 09/03/21**

Analyte	Result	Notes	Units	Reporting Limit (MRL)	Detection Limit (LOD)	Dilution	Prepared	Analyzed	Analyst
EDB and DBCP by EPA 8011 Prepared by 504.1 EDB/DBCP									
1,2-Dibromo-3-chloropropane	ND		ug/L	0.047	0.047	1	09/07/21	09/08/21 04:14	EH
1,2-Dibromoethane (EDB)	ND		ug/L	0.019	0.019	1	09/07/21	09/08/21 04:14	EH
Total Metals Analysis by EPA 6020B Prepared by 3010A-Metals Digestion									
Hardness as CaCO3	236000	QB-01, B	ug/L	500	500	1	09/07/21	09/07/21 16:28	CWK
Antimony	ND		ug/L	1.00	1.00	1	09/07/21	09/07/21 16:28	CWK
Arsenic	ND		ug/L	1.00	1.00	1	09/07/21	09/07/21 16:28	CWK
Barium	18.7	QB-01, B	ug/L	1.00	1.00	1	09/07/21	09/07/21 16:28	CWK
Beryllium	ND		ug/L	1.00	1.00	1	09/07/21	09/07/21 16:28	CWK
Cadmium	ND		ug/L	1.00	1.00	1	09/07/21	09/07/21 16:28	CWK
Calcium	43600	QB-01, B	ug/L	80.0	80.0	1	09/07/21	09/07/21 16:28	CWK
Chromium	1.88		ug/L	1.00	1.00	1	09/07/21	09/07/21 16:28	CWK
Cobalt	ND		ug/L	1.00	1.00	1	09/07/21	09/07/21 16:28	CWK
Copper	ND		ug/L	1.00	1.00	1	09/07/21	09/07/21 16:28	CWK
Iron	49.7	J	ug/L	100	5.00	1	09/07/21	09/07/21 16:28	CWK
Lead	ND		ug/L	1.00	1.00	1	09/07/21	09/07/21 16:28	CWK
Magnesium	31000		ug/L	100	100	1	09/07/21	09/07/21 16:28	CWK
Manganese	185		ug/L	1.00	1.00	1	09/07/21	09/07/21 16:28	CWK
Mercury	ND		ug/L	0.100	0.100	1	09/07/21	09/07/21 16:28	CWK
Nickel	10.0		ug/L	1.00	1.00	1	09/07/21	09/07/21 16:28	CWK
Potassium	5750		ug/L	100	100	1	09/07/21	09/07/21 16:28	CWK
Selenium	ND		ug/L	1.00	1.00	1	09/07/21	09/07/21 16:28	CWK
Silver	ND		ug/L	1.00	1.00	1	09/07/21	09/07/21 16:28	CWK
Sodium	32200		ug/L	100	100	1	09/07/21	09/07/21 16:28	CWK
Thallium	ND		ug/L	1.00	1.00	1	09/07/21	09/07/21 16:28	CWK
Vanadium	ND		ug/L	1.00	1.00	1	09/07/21	09/07/21 16:28	CWK
Zinc	ND		ug/L	4.00	4.00	1	09/07/21	09/07/21 16:28	CWK



Rabecka Koons, Quality Assurance Officer

The results in this report apply to the samples analyzed in accordance with the chain of custody document. This analytical report must be reproduced in its entirety.

Project: GUDE LANDFILL

Project Number: 1556404
Project Manager: Laura Oakes

Report revised to include acrylonitrile. Consolidated report to include all results for all work orders listed on pages 2-4.
Reported:

09/24/21 11:41

OB12

**1090319-03 (Nonpotable Water)
Sample Date: 09/03/21**

Analyte	Result	Notes	Units	Reporting Limit (MRL)	Detection Limit (LOD)	Dilution	Prepared	Analyzed	Analyst
Chemical Oxygen Demand by EPA 410.4 Prepared by COD (03) Prep									
COD	27.5		mg/L	3.0	3.0	1	09/09/21	09/09/21 16:42	CRP
Conductivity by SM2510 Prepared by Conductivity									
Conductivity	650		uS/cm			1	09/08/21	09/08/21 15:46	AD
Anions by EPA 300.0 Prepared by 300.0 Anions Prep									
Chloride	99.0		mg/L	0.500	0.500	1	09/03/21	09/03/21 23:37	CMK
Nitrate	2.37		mg/L	0.050	0.050	1	09/03/21	09/03/21 23:37	CMK
Nitrate (as N)	0.534		mg/L	0.011	0.011	1	09/03/21	09/03/21 23:37	CMK
Sulfate	16.2		mg/L	0.3	0.3	1	09/03/21	09/03/21 23:37	CMK
Total Suspended Solids by USGS I-3765-85 Prepared by TSS PREP									
Solids, Suspended	ND		mg/L	3.0	3.0	1	09/08/21	09/09/21 12:32	ART
Total Dissolved Solids by SM 2540C Prepared by TDS Prep									
Solids, Dissolved	404	B	mg/L	10.0	10.0	1	09/07/21	09/09/21 13:28	CRP
EPA 350.1 Performed at Pace Analytical Services, LLC - Ormond Beach Lab									
Nitrogen, Ammonia	ND		mg/L	0.050	0.035	1	09/13/21	09/13/21 11:34	RRB
SM 2320B Performed at Pace Analytical Services, LLC - Ormond Beach Lab									
Alkalinity, Total as CaCO3	165		mg/L	5.0	5.0	1	09/16/21	09/16/21 18:18	AGS



Rabecka Koons, Quality Assurance Officer

The results in this report apply to the samples analyzed in accordance with the chain of custody document. This analytical report must be reproduced in its entirety.

Project: GUDE LANDFILL

Project Number: 1556404
Project Manager: Laura Oakes

Report revised to include acrylonitrile. Consolidated report to include all results for all work orders listed on pages 2-4.
Reported:

09/24/21 11:41

OB11A

**1090319-04 (Nonpotable Water)
Sample Date: 09/03/21**

Analyte	Result	Notes	Units	Reporting Limit (MRL)	Detection Limit (LOD)	Dilution	Prepared	Analyzed	Analyst
pH measurement by EPA 9040C Prepared by pH (Paper or Meter)									
pH	5.97	O-07	pH Units			1	09/03/21	09/03/21 15:24	ART
Turbidity by EPA 180.1 Prepared by Turbidity Prep									
Turbidity	1.66		NTU	0.500	0.110	1	09/03/21	09/03/21 16:36	CWK
Volatile Organics by EPA 8260B (GC/MS) Prepared by GCMS-WATER-VOLATILES									
Acetone	ND		ug/L	5.0	5.0	1	09/09/21	09/09/21 18:43	AS
Acrylonitrile	ND		ug/L	5.0	5.0	1	09/09/21	09/09/21 18:43	AS
Allyl chloride (3-Chloropropylene)	ND		ug/L	1.0	1.0	1	09/09/21	09/09/21 18:43	AS
Benzene	1.6		ug/L	1.0	1.0	1	09/09/21	09/09/21 18:43	AS
Bromochloromethane	ND		ug/L	1.0	1.0	1	09/09/21	09/09/21 18:43	AS
Bromodichloromethane	ND		ug/L	1.0	1.0	1	09/09/21	09/09/21 18:43	AS
Bromoform	ND		ug/L	1.0	1.0	1	09/09/21	09/09/21 18:43	AS
Bromomethane	ND		ug/L	1.0	1.0	1	09/09/21	09/09/21 18:43	AS
2-Butanone (MEK)	ND		ug/L	5.0	5.0	1	09/09/21	09/09/21 18:43	AS
Carbon disulfide	ND		ug/L	1.0	1.0	1	09/09/21	09/09/21 18:43	AS
Carbon tetrachloride	ND		ug/L	1.0	1.0	1	09/09/21	09/09/21 18:43	AS
Chlorobenzene	29.7		ug/L	1.0	1.0	1	09/09/21	09/09/21 18:43	AS
Chloroethane	ND		ug/L	1.0	1.0	1	09/09/21	09/09/21 18:43	AS
Chloroform	ND		ug/L	1.0	1.0	1	09/09/21	09/09/21 18:43	AS
Chloromethane	ND		ug/L	1.0	1.0	1	09/09/21	09/09/21 18:43	AS
Chloroprene	ND		ug/L	1.0	1.0	1	09/09/21	09/09/21 18:43	AS
Dibromochloromethane	ND		ug/L	1.0	1.0	1	09/09/21	09/09/21 18:43	AS
1,2-Dibromo-3-chloropropane	ND		ug/L	1.0	1.0	1	09/09/21	09/09/21 18:43	AS
1,2-Dibromoethane (EDB)	ND		ug/L	1.0	1.0	1	09/09/21	09/09/21 18:43	AS
Dibromomethane	ND		ug/L	1.0	1.0	1	09/09/21	09/09/21 18:43	AS
1,2-Dichlorobenzene	3.0		ug/L	1.0	1.0	1	09/09/21	09/09/21 18:43	AS
1,4-Dichlorobenzene	21.1		ug/L	1.0	1.0	1	09/09/21	09/09/21 18:43	AS
trans-1,4-Dichloro-2-butene	ND		ug/L	1.0	1.0	1	09/09/21	09/09/21 18:43	AS
1,1-Dichloroethane	9.1		ug/L	1.0	1.0	1	09/09/21	09/09/21 18:43	AS
1,2-Dichloroethane	1.6		ug/L	1.0	1.0	1	09/09/21	09/09/21 18:43	AS
1,1-Dichloroethene	ND		ug/L	1.0	1.0	1	09/09/21	09/09/21 18:43	AS
cis-1,2-Dichloroethene	52.2		ug/L	1.0	1.0	1	09/09/21	09/09/21 18:43	AS
trans-1,2-Dichloroethene	2.6		ug/L	1.0	1.0	1	09/09/21	09/09/21 18:43	AS
1,2-Dichloropropane	3.6		ug/L	1.0	1.0	1	09/09/21	09/09/21 18:43	AS



Rabecka Koons, Quality Assurance Officer

The results in this report apply to the samples analyzed in accordance with the chain of custody document. This analytical report must be reproduced in its entirety.

Project: GUDE LANDFILL

Project Number: 1556404
Project Manager: Laura Oakes

Report revised to include acrylonitrile. Consolidated report to include all results for all work orders listed on pages 2-4.
Reported:

09/24/21 11:41

OB11A

1090319-04 (Nonpotable Water)
Sample Date: 09/03/21

Analyte	Result	Notes	Units	Reporting Limit (MRL)	Detection Limit (LOD)	Dilution	Prepared	Analyzed	Analyst
Volatile Organics by EPA 8260B (GC/MS) Prepared by GCMS-WATER-VOLATILES (continued)									
1,3-Dichloropropane	ND		ug/L	1.0	1.0	1	09/09/21	09/09/21 18:43	AS
2,2-Dichloropropane	ND		ug/L	1.0	1.0	1	09/09/21	09/09/21 18:43	AS
1,1-Dichloropropene	ND		ug/L	1.0	1.0	1	09/09/21	09/09/21 18:43	AS
cis-1,3-Dichloropropene	ND		ug/L	1.0	1.0	1	09/09/21	09/09/21 18:43	AS
trans-1,3-Dichloropropene	ND		ug/L	1.0	1.0	1	09/09/21	09/09/21 18:43	AS
Ethyl methacrylate	ND		ug/L	5.0	5.0	1	09/09/21	09/09/21 18:43	AS
Ethylbenzene	ND		ug/L	1.0	1.0	1	09/09/21	09/09/21 18:43	AS
2-Hexanone	ND		ug/L	5.0	5.0	1	09/09/21	09/09/21 18:43	AS
Isobutanol	ND		ug/L	100	100	1	09/09/21	09/09/21 18:43	AS
Iodomethane	ND		ug/L	1.0	1.0	1	09/09/21	09/09/21 18:43	AS
Methyl tert-butyl ether (MTBE)	1.6		ug/L	1.0	1.0	1	09/09/21	09/09/21 18:43	AS
4-Methyl-2-pentanone	ND		ug/L	5.0	5.0	1	09/09/21	09/09/21 18:43	AS
Methylene chloride	ND		ug/L	1.0	1.0	1	09/09/21	09/09/21 18:43	AS
Methyl methacrylate	ND		ug/L	5.0	5.0	1	09/09/21	09/09/21 18:43	AS
Styrene	ND		ug/L	1.0	1.0	1	09/09/21	09/09/21 18:43	AS
1,1,1,2-Tetrachloroethane	ND		ug/L	1.0	1.0	1	09/09/21	09/09/21 18:43	AS
1,1,2,2-Tetrachloroethane	ND		ug/L	1.0	1.0	1	09/09/21	09/09/21 18:43	AS
Tetrachloroethene	2.0		ug/L	1.0	1.0	1	09/09/21	09/09/21 18:43	AS
Toluene	ND		ug/L	1.0	1.0	1	09/09/21	09/09/21 18:43	AS
1,1,1-Trichloroethane	ND		ug/L	1.0	1.0	1	09/09/21	09/09/21 18:43	AS
1,1,2-Trichloroethane	ND		ug/L	1.0	1.0	1	09/09/21	09/09/21 18:43	AS
Trichloroethene	7.2		ug/L	1.0	1.0	1	09/09/21	09/09/21 18:43	AS
Trichlorofluoromethane (Freon 11)	ND		ug/L	1.0	1.0	1	09/09/21	09/09/21 18:43	AS
1,2,3-Trichloropropane	ND		ug/L	1.0	1.0	1	09/09/21	09/09/21 18:43	AS
Vinyl acetate	ND		ug/L	1.0	1.0	1	09/09/21	09/09/21 18:43	AS
Vinyl chloride	15.6		ug/L	1.0	1.0	1	09/09/21	09/09/21 18:43	AS
o-Xylene	ND		ug/L	1.0	1.0	1	09/09/21	09/09/21 18:43	AS
m- & p-Xylenes	ND		ug/L	1.0	1.0	1	09/09/21	09/09/21 18:43	AS
Surrogate: 1,2-Dichloroethane-d4			70-130	107 %			09/09/21	09/09/21 18:43	
Surrogate: Toluene-d8			75-120	106 %			09/09/21	09/09/21 18:43	
Surrogate: 4-Bromofluorobenzene			75-120	97 %			09/09/21	09/09/21 18:43	



The results in this report apply to the samples analyzed in accordance with the chain of custody document. This analytical report must be reproduced in its entirety.

Rabecka Koons, Quality Assurance Officer

Project: GUDE LANDFILL

Report revised to include acrylonitrile. Consolidated report to include all results for all work orders listed on pages 2-4.

Project Number: 1556404

Project Manager: Laura Oakes

Reported:

09/24/21 11:41

OB11A

1090319-04 (Nonpotable Water)

Sample Date: 09/03/21

Analyte	Result	Notes	Units	Reporting Limit (MRL)	Detection Limit (LOD)	Dilution	Prepared	Analyzed	Analyst
EDB and DBCP by EPA 8011 Prepared by 504.1 EDB/DBCP									
1,2-Dibromo-3-chloropropane	ND		ug/L	0.047	0.047	1	09/07/21	09/08/21 04:33	EH
1,2-Dibromoethane (EDB)	ND		ug/L	0.019	0.019	1	09/07/21	09/08/21 04:33	EH
Total Metals Analysis by EPA 6020B Prepared by 3010A-Metals Digestion									
Hardness as CaCO3	694000	QB-01, B	ug/L	10000	10000	20	09/07/21	09/08/21 11:53	CWK
Antimony	ND		ug/L	1.00	1.00	1	09/07/21	09/07/21 16:30	CWK
Arsenic	1.42		ug/L	1.00	1.00	1	09/07/21	09/07/21 16:30	CWK
Barium	199	QB-01, B	ug/L	1.00	1.00	1	09/07/21	09/07/21 16:30	CWK
Beryllium	ND		ug/L	1.00	1.00	1	09/07/21	09/07/21 16:30	CWK
Cadmium	1.25		ug/L	1.00	1.00	1	09/07/21	09/07/21 16:30	CWK
Calcium	118000	QB-01, B	ug/L	1600	1600	20	09/07/21	09/08/21 11:53	CWK
Chromium	1.19		ug/L	1.00	1.00	1	09/07/21	09/07/21 16:30	CWK
Cobalt	42.1		ug/L	1.00	1.00	1	09/07/21	09/07/21 16:30	CWK
Copper	4.94		ug/L	1.00	1.00	1	09/07/21	09/07/21 16:30	CWK
Iron	2640		ug/L	100	5.00	1	09/07/21	09/07/21 16:30	CWK
Lead	1.66		ug/L	1.00	1.00	1	09/07/21	09/07/21 16:30	CWK
Magnesium	97000		ug/L	2000	2000	20	09/07/21	09/08/21 11:53	CWK
Manganese	15700		ug/L	20.0	20.0	20	09/07/21	09/08/21 11:53	CWK
Mercury	0.536		ug/L	0.100	0.100	1	09/07/21	09/07/21 16:30	CWK
Nickel	40.3		ug/L	1.00	1.00	1	09/07/21	09/07/21 16:30	CWK
Potassium	6100		ug/L	100	100	1	09/07/21	09/07/21 16:30	CWK
Selenium	ND		ug/L	1.00	1.00	1	09/07/21	09/07/21 16:30	CWK
Silver	ND		ug/L	1.00	1.00	1	09/07/21	09/07/21 16:30	CWK
Sodium	136000		ug/L	2000	2000	20	09/07/21	09/08/21 11:53	CWK
Thallium	ND		ug/L	1.00	1.00	1	09/07/21	09/07/21 16:30	CWK
Vanadium	ND		ug/L	1.00	1.00	1	09/07/21	09/07/21 16:30	CWK
Zinc	19.3		ug/L	4.00	4.00	1	09/07/21	09/07/21 16:30	CWK



Rabecka Koons, Quality Assurance Officer

The results in this report apply to the samples analyzed in accordance with the chain of custody document. This analytical report must be reproduced in its entirety.

Project: GUDE LANDFILL

Project Number: 1556404
Project Manager: Laura Oakes

Report revised to include acrylonitrile. Consolidated report to include all results for all work orders listed on pages 2-4.

Reported:
09/24/21 11:41

OB11A

**1090319-04 (Nonpotable Water)
Sample Date: 09/03/21**

Analyte	Result	Notes	Units	Reporting Limit (MRL)	Detection Limit (LOD)	Dilution	Prepared	Analyzed	Analyst
Chemical Oxygen Demand by EPA 410.4 Prepared by COD (03) Prep									
COD	51.3		mg/L	3.0	3.0	1	09/09/21	09/09/21 16:42	CRP
Conductivity by SM2510 Prepared by Conductivity									
Conductivity	2050		uS/cm			1	09/08/21	09/08/21 15:46	AD
Anions by EPA 300.0 Prepared by 300.0 Anions Prep									
Chloride	452		mg/L	0.500	0.500	1	09/03/21	09/03/21 23:55	CMK
Nitrate	ND		mg/L	0.050	0.050	1	09/03/21	09/03/21 23:55	CMK
Nitrate (as N)	ND		mg/L	0.011	0.011	1	09/03/21	09/03/21 23:55	CMK
Sulfate	28.0		mg/L	0.3	0.3	1	09/03/21	09/03/21 23:55	CMK
Total Suspended Solids by USGS I-3765-85 Prepared by TSS PREP									
Solids, Suspended	7.3		mg/L	3.0	3.0	1	09/08/21	09/09/21 12:32	ART
Total Dissolved Solids by SM 2540C Prepared by TDS Prep									
Solids, Dissolved	1200	QB-01, B	mg/L	10.0	10.0	1	09/07/21	09/09/21 13:28	CRP
EPA 350.1 Performed at Pace Analytical Services, LLC - Ormond Beach Lab									
Nitrogen, Ammonia	0.54		mg/L	0.050	0.035	1	09/13/21	09/13/21 11:36	RRB
SM 2320B Performed at Pace Analytical Services, LLC - Ormond Beach Lab									
Alkalinity, Total as CaCO3	397		mg/L	5.0	5.0	1	09/16/21	09/16/21 18:25	AGS



The results in this report apply to the samples analyzed in accordance with the chain of custody document. This analytical report must be reproduced in its entirety.

Rabecka Koons, Quality Assurance Officer

Project: GUDE LANDFILL

Project Number: 1556404
Project Manager: Laura Oakes

Report revised to include acrylonitrile. Consolidated report to include all results for all work orders listed on pages 2-4.
Reported:

09/24/21 11:41

OB11

**1090319-05 (Nonpotable Water)
Sample Date: 09/03/21**

Analyte	Result	Notes	Units	Reporting Limit (MRL)	Detection Limit (LOD)	Dilution	Prepared	Analyzed	Analyst
pH measurement by EPA 9040C Prepared by pH (Paper or Meter)									
pH	6.15	O-07	pH Units			1	09/03/21	09/03/21 15:24	ART
Turbidity by EPA 180.1 Prepared by Turbidity Prep									
Turbidity	0.751		NTU	0.500	0.110	1	09/03/21	09/03/21 16:37	CWK
Volatile Organics by EPA 8260B (GC/MS) Prepared by GCMS-WATER-VOLATILES									
Acetone	ND		ug/L	5.0	5.0	1	09/09/21	09/09/21 19:06	AS
Acrylonitrile	ND		ug/L	5.0	5.0	1	09/09/21	09/09/21 19:06	AS
Allyl chloride (3-Chloropropylene)	ND		ug/L	1.0	1.0	1	09/09/21	09/09/21 19:06	AS
Benzene	ND		ug/L	1.0	1.0	1	09/09/21	09/09/21 19:06	AS
Bromochloromethane	ND		ug/L	1.0	1.0	1	09/09/21	09/09/21 19:06	AS
Bromodichloromethane	ND		ug/L	1.0	1.0	1	09/09/21	09/09/21 19:06	AS
Bromoform	ND		ug/L	1.0	1.0	1	09/09/21	09/09/21 19:06	AS
Bromomethane	ND		ug/L	1.0	1.0	1	09/09/21	09/09/21 19:06	AS
2-Butanone (MEK)	ND		ug/L	5.0	5.0	1	09/09/21	09/09/21 19:06	AS
Carbon disulfide	ND		ug/L	1.0	1.0	1	09/09/21	09/09/21 19:06	AS
Carbon tetrachloride	ND		ug/L	1.0	1.0	1	09/09/21	09/09/21 19:06	AS
Chlorobenzene	6.8		ug/L	1.0	1.0	1	09/09/21	09/09/21 19:06	AS
Chloroethane	ND		ug/L	1.0	1.0	1	09/09/21	09/09/21 19:06	AS
Chloroform	ND		ug/L	1.0	1.0	1	09/09/21	09/09/21 19:06	AS
Chloromethane	ND		ug/L	1.0	1.0	1	09/09/21	09/09/21 19:06	AS
Chloroprene	ND		ug/L	1.0	1.0	1	09/09/21	09/09/21 19:06	AS
Dibromochloromethane	ND		ug/L	1.0	1.0	1	09/09/21	09/09/21 19:06	AS
1,2-Dibromo-3-chloropropane	ND		ug/L	1.0	1.0	1	09/09/21	09/09/21 19:06	AS
1,2-Dibromoethane (EDB)	ND		ug/L	1.0	1.0	1	09/09/21	09/09/21 19:06	AS
Dibromomethane	ND		ug/L	1.0	1.0	1	09/09/21	09/09/21 19:06	AS
1,2-Dichlorobenzene	1.2		ug/L	1.0	1.0	1	09/09/21	09/09/21 19:06	AS
1,4-Dichlorobenzene	5.5		ug/L	1.0	1.0	1	09/09/21	09/09/21 19:06	AS
trans-1,4-Dichloro-2-butene	ND		ug/L	1.0	1.0	1	09/09/21	09/09/21 19:06	AS
1,1-Dichloroethane	6.7		ug/L	1.0	1.0	1	09/09/21	09/09/21 19:06	AS
1,2-Dichloroethane	1.2		ug/L	1.0	1.0	1	09/09/21	09/09/21 19:06	AS
1,1-Dichloroethene	ND		ug/L	1.0	1.0	1	09/09/21	09/09/21 19:06	AS
cis-1,2-Dichloroethene	43.7		ug/L	1.0	1.0	1	09/09/21	09/09/21 19:06	AS
trans-1,2-Dichloroethene	ND		ug/L	1.0	1.0	1	09/09/21	09/09/21 19:06	AS
1,2-Dichloropropane	2.6		ug/L	1.0	1.0	1	09/09/21	09/09/21 19:06	AS

The results in this report apply to the samples analyzed in accordance with the chain of custody document. This analytical report must be reproduced in its entirety.



Rabecka Koons, Quality Assurance Officer

Project: GUDE LANDFILL

Project Number: 1556404
Project Manager: Laura Oakes

Report revised to include acrylonitrile. Consolidated report to include all results for all work orders listed on pages 2-4.
Reported:

09/24/21 11:41

OB11

**1090319-05 (Nonpotable Water)
Sample Date: 09/03/21**

Analyte	Result	Notes	Units	Reporting Limit (MRL)	Detection Limit (LOD)	Dilution	Prepared	Analyzed	Analyst
Volatile Organics by EPA 8260B (GC/MS) Prepared by GCMS-WATER-VOLATILES (continued)									
1,3-Dichloropropane	ND		ug/L	1.0	1.0	1	09/09/21	09/09/21 19:06	AS
2,2-Dichloropropane	ND		ug/L	1.0	1.0	1	09/09/21	09/09/21 19:06	AS
1,1-Dichloropropene	ND		ug/L	1.0	1.0	1	09/09/21	09/09/21 19:06	AS
cis-1,3-Dichloropropene	ND		ug/L	1.0	1.0	1	09/09/21	09/09/21 19:06	AS
trans-1,3-Dichloropropene	ND		ug/L	1.0	1.0	1	09/09/21	09/09/21 19:06	AS
Ethyl methacrylate	ND		ug/L	5.0	5.0	1	09/09/21	09/09/21 19:06	AS
Ethylbenzene	ND		ug/L	1.0	1.0	1	09/09/21	09/09/21 19:06	AS
2-Hexanone	ND		ug/L	5.0	5.0	1	09/09/21	09/09/21 19:06	AS
Isobutanol	ND		ug/L	100	100	1	09/09/21	09/09/21 19:06	AS
Iodomethane	ND		ug/L	1.0	1.0	1	09/09/21	09/09/21 19:06	AS
Methyl tert-butyl ether (MTBE)	ND		ug/L	1.0	1.0	1	09/09/21	09/09/21 19:06	AS
4-Methyl-2-pentanone	ND		ug/L	5.0	5.0	1	09/09/21	09/09/21 19:06	AS
Methylene chloride	ND		ug/L	1.0	1.0	1	09/09/21	09/09/21 19:06	AS
Methyl methacrylate	ND		ug/L	5.0	5.0	1	09/09/21	09/09/21 19:06	AS
Styrene	ND		ug/L	1.0	1.0	1	09/09/21	09/09/21 19:06	AS
1,1,1,2-Tetrachloroethane	ND		ug/L	1.0	1.0	1	09/09/21	09/09/21 19:06	AS
1,1,2,2-Tetrachloroethane	ND		ug/L	1.0	1.0	1	09/09/21	09/09/21 19:06	AS
Tetrachloroethene	4.5		ug/L	1.0	1.0	1	09/09/21	09/09/21 19:06	AS
Toluene	ND		ug/L	1.0	1.0	1	09/09/21	09/09/21 19:06	AS
1,1,1-Trichloroethane	ND		ug/L	1.0	1.0	1	09/09/21	09/09/21 19:06	AS
1,1,2-Trichloroethane	ND		ug/L	1.0	1.0	1	09/09/21	09/09/21 19:06	AS
Trichloroethene	7.0		ug/L	1.0	1.0	1	09/09/21	09/09/21 19:06	AS
Trichlorofluoromethane (Freon 11)	ND		ug/L	1.0	1.0	1	09/09/21	09/09/21 19:06	AS
1,2,3-Trichloropropane	ND		ug/L	1.0	1.0	1	09/09/21	09/09/21 19:06	AS
Vinyl acetate	ND		ug/L	1.0	1.0	1	09/09/21	09/09/21 19:06	AS
Vinyl chloride	3.3		ug/L	1.0	1.0	1	09/09/21	09/09/21 19:06	AS
o-Xylene	ND		ug/L	1.0	1.0	1	09/09/21	09/09/21 19:06	AS
m- & p-Xylenes	ND		ug/L	1.0	1.0	1	09/09/21	09/09/21 19:06	AS
Surrogate: 1,2-Dichloroethane-d4				70-130	107 %		09/09/21	09/09/21 19:06	
Surrogate: Toluene-d8				75-120	107 %		09/09/21	09/09/21 19:06	
Surrogate: 4-Bromofluorobenzene				75-120	96 %		09/09/21	09/09/21 19:06	

Rabecka Koons

The results in this report apply to the samples analyzed in accordance with the chain of custody document. This analytical report must be reproduced in its entirety.

Rabecka Koons, Quality Assurance Officer

Project: GUDE LANDFILL

Project Number: 1556404
Project Manager: Laura Oakes

Report revised to include acrylonitrile. Consolidated report to include all results for all work orders listed on pages 2-4.

Reported:
09/24/21 11:41

OB11

**1090319-05 (Nonpotable Water)
Sample Date: 09/03/21**

Analyte	Result	Notes	Units	Reporting Limit (MRL)	Detection Limit (LOD)	Dilution	Prepared	Analyzed	Analyst
EDB and DBCP by EPA 8011 Prepared by 504.1 EDB/DBCP									
1,2-Dibromo-3-chloropropane	ND		ug/L	0.047	0.047	1	09/07/21	09/08/21 04:51	EH
1,2-Dibromoethane (EDB)	ND		ug/L	0.019	0.019	1	09/07/21	09/08/21 04:51	EH
Total Metals Analysis by EPA 6020B Prepared by 3010A-Metals Digestion									
Hardness as CaCO3	622000	QB-01, B	ug/L	2500	2500	5	09/07/21	09/08/21 11:55	CWK
Antimony	1.12		ug/L	1.00	1.00	1	09/07/21	09/07/21 16:40	CWK
Arsenic	ND		ug/L	1.00	1.00	1	09/07/21	09/07/21 16:40	CWK
Barium	49.1	QB-01, B	ug/L	1.00	1.00	1	09/07/21	09/07/21 16:40	CWK
Beryllium	ND		ug/L	1.00	1.00	1	09/07/21	09/07/21 16:40	CWK
Cadmium	20.2		ug/L	1.00	1.00	1	09/07/21	09/07/21 16:40	CWK
Calcium	119000	QB-01, B	ug/L	400	400	5	09/07/21	09/08/21 11:55	CWK
Chromium	ND		ug/L	1.00	1.00	1	09/07/21	09/07/21 16:40	CWK
Cobalt	2.24		ug/L	1.00	1.00	1	09/07/21	09/07/21 16:40	CWK
Copper	24.1		ug/L	1.00	1.00	1	09/07/21	09/07/21 16:40	CWK
Iron	50.0	J	ug/L	100	5.00	1	09/07/21	09/07/21 16:40	CWK
Lead	ND		ug/L	1.00	1.00	1	09/07/21	09/07/21 16:40	CWK
Magnesium	78900		ug/L	500	500	5	09/07/21	09/08/21 11:55	CWK
Manganese	1360		ug/L	5.00	5.00	5	09/07/21	09/08/21 11:55	CWK
Mercury	2.14		ug/L	0.100	0.100	1	09/07/21	09/07/21 16:40	CWK
Nickel	30.6		ug/L	1.00	1.00	1	09/07/21	09/07/21 16:40	CWK
Potassium	11300		ug/L	100	100	1	09/07/21	09/07/21 16:40	CWK
Selenium	ND		ug/L	1.00	1.00	1	09/07/21	09/07/21 16:40	CWK
Silver	ND		ug/L	1.00	1.00	1	09/07/21	09/07/21 16:40	CWK
Sodium	97500		ug/L	100	100	1	09/07/21	09/07/21 16:40	CWK
Thallium	ND		ug/L	1.00	1.00	1	09/07/21	09/07/21 16:40	CWK
Vanadium	ND		ug/L	1.00	1.00	1	09/07/21	09/07/21 16:40	CWK
Zinc	82.8		ug/L	4.00	4.00	1	09/07/21	09/07/21 16:40	CWK

Rabecka Koons

Rabecka Koons, Quality Assurance Officer

The results in this report apply to the samples analyzed in accordance with the chain of custody document. This analytical report must be reproduced in its entirety.

Project: GUDE LANDFILL

Project Number: 1556404
Project Manager: Laura Oakes

Report revised to include acrylonitrile. Consolidated report to include all results for all work orders listed on pages 2-4.
Reported:

09/24/21 11:41

OB11

**1090319-05 (Nonpotable Water)
Sample Date: 09/03/21**

Analyte	Result	Notes	Units	Reporting Limit (MRL)	Detection Limit (LOD)	Dilution	Prepared	Analyzed	Analyst
Chemical Oxygen Demand by EPA 410.4 Prepared by COD (03) Prep									
COD	39.4		mg/L	3.0	3.0	1	09/09/21	09/09/21 16:43	CRP
Conductivity by SM2510 Prepared by Conductivity									
Conductivity	1840		uS/cm			1	09/08/21	09/08/21 15:46	AD
Anions by EPA 300.0 Prepared by 300.0 Anions Prep									
Chloride	433		mg/L	0.500	0.500	1	09/03/21	09/04/21 00:13	CMK
Nitrate	0.197		mg/L	0.050	0.050	1	09/03/21	09/04/21 00:13	CMK
Nitrate (as N)	0.045		mg/L	0.011	0.011	1	09/03/21	09/04/21 00:13	CMK
Sulfate	12.4		mg/L	0.3	0.3	1	09/03/21	09/04/21 00:13	CMK
Total Suspended Solids by USGS I-3765-85 Prepared by TSS PREP									
Solids, Suspended	ND		mg/L	2.6	2.6	1	09/08/21	09/09/21 12:32	ART
Total Dissolved Solids by SM 2540C Prepared by TDS Prep									
Solids, Dissolved	1500	QB-01, B	mg/L	10.0	10.0	1	09/07/21	09/09/21 13:28	CRP
EPA 350.1 Performed at Pace Analytical Services, LLC - Ormond Beach Lab									
Nitrogen, Ammonia	ND		mg/L	0.050	0.035	1	09/13/21	09/13/21 11:41	RRB
SM 2320B Performed at Pace Analytical Services, LLC - Ormond Beach Lab									
Alkalinity, Total as CaCO3	277		mg/L	5.0	5.0	1	09/16/21	09/16/21 18:31	AGS



Rabecka Koons, Quality Assurance Officer

The results in this report apply to the samples analyzed in accordance with the chain of custody document. This analytical report must be reproduced in its entirety.

Project: GUDE LANDFILL

Project Number: 1556404
Project Manager: Laura Oakes

Report revised to include acrylonitrile. Consolidated report to include all results for all work orders listed on pages 2-4.
Reported:

09/24/21 11:41

OB025

**1090319-06 (Nonpotable Water)
Sample Date: 09/03/21**

Analyte	Result	Notes	Units	Reporting Limit (MRL)	Detection Limit (LOD)	Dilution	Prepared	Analyzed	Analyst
pH measurement by EPA 9040C Prepared by pH (Paper or Meter)									
pH	6.12	O-07	pH Units			1	09/03/21	09/03/21 15:24	ART
Turbidity by EPA 180.1 Prepared by Turbidity Prep									
Turbidity	97.0		NTU	2.50	0.550	5	09/03/21	09/03/21 16:48	CWK
Volatile Organics by EPA 8260B (GC/MS) Prepared by GCMS-WATER-VOLATILES									
Acetone	ND		ug/L	5.0	5.0	1	09/09/21	09/09/21 19:28	AS
Acrylonitrile	ND		ug/L	5.0	5.0	1	09/09/21	09/09/21 19:28	AS
Allyl chloride (3-Chloropropylene)	ND		ug/L	1.0	1.0	1	09/09/21	09/09/21 19:28	AS
Benzene	ND		ug/L	1.0	1.0	1	09/09/21	09/09/21 19:28	AS
Bromochloromethane	ND		ug/L	1.0	1.0	1	09/09/21	09/09/21 19:28	AS
Bromodichloromethane	ND		ug/L	1.0	1.0	1	09/09/21	09/09/21 19:28	AS
Bromoform	ND		ug/L	1.0	1.0	1	09/09/21	09/09/21 19:28	AS
Bromomethane	ND		ug/L	1.0	1.0	1	09/09/21	09/09/21 19:28	AS
2-Butanone (MEK)	ND		ug/L	5.0	5.0	1	09/09/21	09/09/21 19:28	AS
Carbon disulfide	ND		ug/L	1.0	1.0	1	09/09/21	09/09/21 19:28	AS
Carbon tetrachloride	ND		ug/L	1.0	1.0	1	09/09/21	09/09/21 19:28	AS
Chlorobenzene	4.8		ug/L	1.0	1.0	1	09/09/21	09/09/21 19:28	AS
Chloroethane	ND		ug/L	1.0	1.0	1	09/09/21	09/09/21 19:28	AS
Chloroform	ND		ug/L	1.0	1.0	1	09/09/21	09/09/21 19:28	AS
Chloromethane	ND		ug/L	1.0	1.0	1	09/09/21	09/09/21 19:28	AS
Chloroprene	ND		ug/L	1.0	1.0	1	09/09/21	09/09/21 19:28	AS
Dibromochloromethane	ND		ug/L	1.0	1.0	1	09/09/21	09/09/21 19:28	AS
1,2-Dibromo-3-chloropropane	ND		ug/L	1.0	1.0	1	09/09/21	09/09/21 19:28	AS
1,2-Dibromoethane (EDB)	ND		ug/L	1.0	1.0	1	09/09/21	09/09/21 19:28	AS
Dibromomethane	ND		ug/L	1.0	1.0	1	09/09/21	09/09/21 19:28	AS
1,2-Dichlorobenzene	ND		ug/L	1.0	1.0	1	09/09/21	09/09/21 19:28	AS
1,4-Dichlorobenzene	4.7		ug/L	1.0	1.0	1	09/09/21	09/09/21 19:28	AS
trans-1,4-Dichloro-2-butene	ND		ug/L	1.0	1.0	1	09/09/21	09/09/21 19:28	AS
1,1-Dichloroethane	ND		ug/L	1.0	1.0	1	09/09/21	09/09/21 19:28	AS
1,2-Dichloroethane	ND		ug/L	1.0	1.0	1	09/09/21	09/09/21 19:28	AS
1,1-Dichloroethene	ND		ug/L	1.0	1.0	1	09/09/21	09/09/21 19:28	AS
cis-1,2-Dichloroethene	3.8		ug/L	1.0	1.0	1	09/09/21	09/09/21 19:28	AS
trans-1,2-Dichloroethene	ND		ug/L	1.0	1.0	1	09/09/21	09/09/21 19:28	AS



Rabecka Koons, Quality Assurance Officer

The results in this report apply to the samples analyzed in accordance with the chain of custody document. This analytical report must be reproduced in its entirety.

Project: GUDE LANDFILL

Project Number: 1556404
Project Manager: Laura Oakes

Report revised to include acrylonitrile. Consolidated report to include all results for all work orders listed on pages 2-4.

Reported:
09/24/21 11:41

OB025

**1090319-06 (Nonpotable Water)
Sample Date: 09/03/21**

Analyte	Result	Notes	Units	Reporting Limit (MRL)	Detection Limit (LOD)	Dilution	Prepared	Analyzed	Analyst
Volatile Organics by EPA 8260B (GC/MS) Prepared by GCMS-WATER-VOLATILES (continued)									
1,2-Dichloropropane	ND		ug/L	1.0	1.0	1	09/09/21	09/09/21 19:28	AS
1,3-Dichloropropane	ND		ug/L	1.0	1.0	1	09/09/21	09/09/21 19:28	AS
2,2-Dichloropropane	ND		ug/L	1.0	1.0	1	09/09/21	09/09/21 19:28	AS
1,1-Dichloropropene	ND		ug/L	1.0	1.0	1	09/09/21	09/09/21 19:28	AS
cis-1,3-Dichloropropene	ND		ug/L	1.0	1.0	1	09/09/21	09/09/21 19:28	AS
trans-1,3-Dichloropropene	ND		ug/L	1.0	1.0	1	09/09/21	09/09/21 19:28	AS
Ethyl methacrylate	ND		ug/L	5.0	5.0	1	09/09/21	09/09/21 19:28	AS
Ethylbenzene	ND		ug/L	1.0	1.0	1	09/09/21	09/09/21 19:28	AS
2-Hexanone	ND		ug/L	5.0	5.0	1	09/09/21	09/09/21 19:28	AS
Isobutanol	ND		ug/L	100	100	1	09/09/21	09/09/21 19:28	AS
Iodomethane	ND		ug/L	1.0	1.0	1	09/09/21	09/09/21 19:28	AS
Methyl tert-butyl ether (MTBE)	ND		ug/L	1.0	1.0	1	09/09/21	09/09/21 19:28	AS
4-Methyl-2-pentanone	ND		ug/L	5.0	5.0	1	09/09/21	09/09/21 19:28	AS
Methylene chloride	ND		ug/L	1.0	1.0	1	09/09/21	09/09/21 19:28	AS
Methyl methacrylate	ND		ug/L	5.0	5.0	1	09/09/21	09/09/21 19:28	AS
Styrene	ND		ug/L	1.0	1.0	1	09/09/21	09/09/21 19:28	AS
1,1,1,2-Tetrachloroethane	ND		ug/L	1.0	1.0	1	09/09/21	09/09/21 19:28	AS
1,1,2,2-Tetrachloroethane	ND		ug/L	1.0	1.0	1	09/09/21	09/09/21 19:28	AS
Tetrachloroethene	ND		ug/L	1.0	1.0	1	09/09/21	09/09/21 19:28	AS
Toluene	ND		ug/L	1.0	1.0	1	09/09/21	09/09/21 19:28	AS
1,1,1-Trichloroethane	ND		ug/L	1.0	1.0	1	09/09/21	09/09/21 19:28	AS
1,1,2-Trichloroethane	ND		ug/L	1.0	1.0	1	09/09/21	09/09/21 19:28	AS
Trichloroethene	ND		ug/L	1.0	1.0	1	09/09/21	09/09/21 19:28	AS
Trichlorofluoromethane (Freon 11)	ND		ug/L	1.0	1.0	1	09/09/21	09/09/21 19:28	AS
1,2,3-Trichloropropane	ND		ug/L	1.0	1.0	1	09/09/21	09/09/21 19:28	AS
Vinyl acetate	ND		ug/L	1.0	1.0	1	09/09/21	09/09/21 19:28	AS
Vinyl chloride	3.5		ug/L	1.0	1.0	1	09/09/21	09/09/21 19:28	AS
o-Xylene	ND		ug/L	1.0	1.0	1	09/09/21	09/09/21 19:28	AS
m- & p-Xylenes	ND		ug/L	1.0	1.0	1	09/09/21	09/09/21 19:28	AS
Surrogate: 1,2-Dichloroethane-d4			70-130	107 %			09/09/21	09/09/21 19:28	
Surrogate: Toluene-d8			75-120	108 %			09/09/21	09/09/21 19:28	
Surrogate: 4-Bromofluorobenzene			75-120	95 %			09/09/21	09/09/21 19:28	

Rabecka Koons

The results in this report apply to the samples analyzed in accordance with the chain of custody document. This analytical report must be reproduced in its entirety.

Rabecka Koons, Quality Assurance Officer

Project: GUDE LANDFILL

Project Number: 1556404
Project Manager: Laura Oakes

Report revised to include acrylonitrile. Consolidated report to include all results for all work orders listed on pages 2-4.
Reported:

09/24/21 11:41

OB025

**1090319-06 (Nonpotable Water)
Sample Date: 09/03/21**

Analyte	Result	Notes	Units	Reporting Limit (MRL)	Detection Limit (LOD)	Dilution	Prepared	Analyzed	Analyst
EDB and DBCP by EPA 8011 Prepared by 504.1 EDB/DBCP									
1,2-Dibromo-3-chloropropane	ND		ug/L	0.047	0.047	1	09/07/21	09/08/21 05:10	EH
1,2-Dibromoethane (EDB)	ND		ug/L	0.019	0.019	1	09/07/21	09/08/21 05:10	EH
Total Metals Analysis by EPA 6020B Prepared by 3010A-Metals Digestion									
Hardness as CaCO3	354000	QB-01, B	ug/L	500	500	1	09/07/21	09/07/21 16:43	CWK
Antimony	ND		ug/L	1.00	1.00	1	09/07/21	09/07/21 16:43	CWK
Arsenic	1.69		ug/L	1.00	1.00	1	09/07/21	09/07/21 16:43	CWK
Barium	143	QB-01, B	ug/L	1.00	1.00	1	09/07/21	09/07/21 16:43	CWK
Beryllium	ND		ug/L	1.00	1.00	1	09/07/21	09/07/21 16:43	CWK
Cadmium	ND		ug/L	1.00	1.00	1	09/07/21	09/07/21 16:43	CWK
Calcium	58100	QB-01, B	ug/L	80.0	80.0	1	09/07/21	09/07/21 16:43	CWK
Chromium	8.99		ug/L	1.00	1.00	1	09/07/21	09/07/21 16:43	CWK
Cobalt	36.1		ug/L	1.00	1.00	1	09/07/21	09/07/21 16:43	CWK
Copper	6.64		ug/L	1.00	1.00	1	09/07/21	09/07/21 16:43	CWK
Iron	13700		ug/L	100	5.00	1	09/07/21	09/07/21 16:43	CWK
Lead	1.48		ug/L	1.00	1.00	1	09/07/21	09/07/21 16:43	CWK
Magnesium	50700		ug/L	100	100	1	09/07/21	09/07/21 16:43	CWK
Manganese	21200		ug/L	50.0	50.0	50	09/07/21	09/08/21 11:58	CWK
Mercury	ND		ug/L	0.100	0.100	1	09/07/21	09/07/21 16:43	CWK
Nickel	27.0		ug/L	1.00	1.00	1	09/07/21	09/07/21 16:43	CWK
Potassium	16200		ug/L	100	100	1	09/07/21	09/07/21 16:43	CWK
Selenium	ND		ug/L	1.00	1.00	1	09/07/21	09/07/21 16:43	CWK
Silver	ND		ug/L	1.00	1.00	1	09/07/21	09/07/21 16:43	CWK
Sodium	79800		ug/L	100	100	1	09/07/21	09/07/21 16:43	CWK
Thallium	ND		ug/L	1.00	1.00	1	09/07/21	09/07/21 16:43	CWK
Vanadium	4.89		ug/L	1.00	1.00	1	09/07/21	09/07/21 16:43	CWK
Zinc	35.8		ug/L	4.00	4.00	1	09/07/21	09/07/21 16:43	CWK

Rabecka Koons

Rabecka Koons, Quality Assurance Officer

The results in this report apply to the samples analyzed in accordance with the chain of custody document. This analytical report must be reproduced in its entirety.

Project: GUDE LANDFILL

Project Number: 1556404
Project Manager: Laura Oakes

Report revised to include acrylonitrile. Consolidated report to include all results for all work orders listed on pages 2-4.

Reported:
09/24/21 11:41

OB025

**1090319-06 (Nonpotable Water)
Sample Date: 09/03/21**

Analyte	Result	Notes	Units	Reporting Limit (MRL)	Detection Limit (LOD)	Dilution	Prepared	Analyzed	Analyst
Chemical Oxygen Demand by EPA 410.4 Prepared by COD (03) Prep									
COD	29.1		mg/L	3.0	3.0	1	09/09/21	09/09/21 16:43	CRP
Conductivity by SM2510 Prepared by Conductivity									
Conductivity	1130		uS/cm			1	09/08/21	09/08/21 15:46	AD
Anions by EPA 300.0 Prepared by 300.0 Anions Prep									
Chloride	130		mg/L	0.500	0.500	1	09/03/21	09/04/21 00:31	CMK
Nitrate	0.639		mg/L	0.050	0.050	1	09/03/21	09/04/21 00:31	CMK
Nitrate (as N)	0.144		mg/L	0.011	0.011	1	09/03/21	09/04/21 00:31	CMK
Sulfate	29.1		mg/L	0.3	0.3	1	09/03/21	09/04/21 00:31	CMK
Total Suspended Solids by USGS I-3765-85 Prepared by TSS PREP									
Solids, Suspended	275		mg/L	12.5	12.5	1	09/08/21	09/09/21 12:32	ART
Total Dissolved Solids by SM 2540C Prepared by TDS Prep									
Solids, Dissolved	621	QB-01, B	mg/L	10.0	10.0	1	09/07/21	09/09/21 13:28	CRP
EPA 350.1 Performed at Pace Analytical Services, LLC - Ormond Beach Lab									
Nitrogen, Ammonia	4.7		mg/L	0.050	0.035	1	09/13/21	09/13/21 11:49	RRB
SM 2320B Performed at Pace Analytical Services, LLC - Ormond Beach Lab									
Alkalinity, Total as CaCO3	390		mg/L	5.0	5.0	1	09/16/21	09/16/21 18:38	AGS

Rabecka Koons

The results in this report apply to the samples analyzed in accordance with the chain of custody document. This analytical report must be reproduced in its entirety.

Rabecka Koons, Quality Assurance Officer

Project: GUDE LANDFILL

Project Number: 1556404
Project Manager: Laura Oakes

Report revised to include acrylonitrile. Consolidated report to include all results for all work orders listed on pages 2-4.
Reported:

09/24/21 11:41

MW-21A

**1090319-07 (Nonpotable Water)
Sample Date: 09/03/21**

Analyte	Result	Notes	Units	Reporting Limit (MRL)	Detection Limit (LOD)	Dilution	Prepared	Analyzed	Analyst
pH measurement by EPA 9040C Prepared by pH (Paper or Meter)									
pH	6.22	O-07	pH Units			1	09/03/21	09/03/21 15:24	ART
Turbidity by EPA 180.1 Prepared by Turbidity Prep									
Turbidity	15.9		NTU	0.500	0.110	1	09/03/21	09/03/21 16:38	CWK
Volatile Organics by EPA 8260B (GC/MS) Prepared by GCMS-WATER-VOLATILES									
Acetone	ND		ug/L	5.0	5.0	1	09/09/21	09/09/21 19:51	AS
Acrylonitrile	ND		ug/L	5.0	5.0	1	09/09/21	09/09/21 19:51	AS
Allyl chloride (3-Chloropropylene)	ND		ug/L	1.0	1.0	1	09/09/21	09/09/21 19:51	AS
Benzene	ND		ug/L	1.0	1.0	1	09/09/21	09/09/21 19:51	AS
Bromochloromethane	ND		ug/L	1.0	1.0	1	09/09/21	09/09/21 19:51	AS
Bromodichloromethane	ND		ug/L	1.0	1.0	1	09/09/21	09/09/21 19:51	AS
Bromoform	ND		ug/L	1.0	1.0	1	09/09/21	09/09/21 19:51	AS
Bromomethane	ND		ug/L	1.0	1.0	1	09/09/21	09/09/21 19:51	AS
2-Butanone (MEK)	ND		ug/L	5.0	5.0	1	09/09/21	09/09/21 19:51	AS
Carbon disulfide	ND		ug/L	1.0	1.0	1	09/09/21	09/09/21 19:51	AS
Carbon tetrachloride	ND		ug/L	1.0	1.0	1	09/09/21	09/09/21 19:51	AS
Chlorobenzene	ND		ug/L	1.0	1.0	1	09/09/21	09/09/21 19:51	AS
Chloroethane	ND		ug/L	1.0	1.0	1	09/09/21	09/09/21 19:51	AS
Chloroform	ND		ug/L	1.0	1.0	1	09/09/21	09/09/21 19:51	AS
Chloromethane	ND		ug/L	1.0	1.0	1	09/09/21	09/09/21 19:51	AS
Chloroprene	ND		ug/L	1.0	1.0	1	09/09/21	09/09/21 19:51	AS
Dibromochloromethane	ND		ug/L	1.0	1.0	1	09/09/21	09/09/21 19:51	AS
1,2-Dibromo-3-chloropropane	ND		ug/L	1.0	1.0	1	09/09/21	09/09/21 19:51	AS
1,2-Dibromoethane (EDB)	ND		ug/L	1.0	1.0	1	09/09/21	09/09/21 19:51	AS
Dibromomethane	ND		ug/L	1.0	1.0	1	09/09/21	09/09/21 19:51	AS
1,2-Dichlorobenzene	ND		ug/L	1.0	1.0	1	09/09/21	09/09/21 19:51	AS
1,4-Dichlorobenzene	1.0		ug/L	1.0	1.0	1	09/09/21	09/09/21 19:51	AS
trans-1,4-Dichloro-2-butene	ND		ug/L	1.0	1.0	1	09/09/21	09/09/21 19:51	AS
1,1-Dichloroethane	2.2		ug/L	1.0	1.0	1	09/09/21	09/09/21 19:51	AS
1,2-Dichloroethane	ND		ug/L	1.0	1.0	1	09/09/21	09/09/21 19:51	AS
1,1-Dichloroethene	ND		ug/L	1.0	1.0	1	09/09/21	09/09/21 19:51	AS
cis-1,2-Dichloroethene	7.8		ug/L	1.0	1.0	1	09/09/21	09/09/21 19:51	AS
trans-1,2-Dichloroethene	ND		ug/L	1.0	1.0	1	09/09/21	09/09/21 19:51	AS

The results in this report apply to the samples analyzed in accordance with the chain of custody document. This analytical report must be reproduced in its entirety.



Rabecka Koons, Quality Assurance Officer

Project: GUDE LANDFILL

Project Number: 1556404
Project Manager: Laura Oakes

Report revised to include acrylonitrile. Consolidated report to include all results for all work orders listed on pages 2-4.
Reported:

09/24/21 11:41

MW-21A

1090319-07 (Nonpotable Water)
Sample Date: 09/03/21

Analyte	Result	Notes	Units	Reporting Limit (MRL)	Detection Limit (LOD)	Dilution	Prepared	Analyzed	Analyst
Volatile Organics by EPA 8260B (GC/MS) Prepared by GCMS-WATER-VOLATILES (continued)									
1,2-Dichloropropane	ND		ug/L	1.0	1.0	1	09/09/21	09/09/21 19:51	AS
1,3-Dichloropropane	ND		ug/L	1.0	1.0	1	09/09/21	09/09/21 19:51	AS
2,2-Dichloropropane	ND		ug/L	1.0	1.0	1	09/09/21	09/09/21 19:51	AS
1,1-Dichloropropene	ND		ug/L	1.0	1.0	1	09/09/21	09/09/21 19:51	AS
cis-1,3-Dichloropropene	ND		ug/L	1.0	1.0	1	09/09/21	09/09/21 19:51	AS
trans-1,3-Dichloropropene	ND		ug/L	1.0	1.0	1	09/09/21	09/09/21 19:51	AS
Ethyl methacrylate	ND		ug/L	5.0	5.0	1	09/09/21	09/09/21 19:51	AS
Ethylbenzene	ND		ug/L	1.0	1.0	1	09/09/21	09/09/21 19:51	AS
2-Hexanone	ND		ug/L	5.0	5.0	1	09/09/21	09/09/21 19:51	AS
Isobutanol	ND		ug/L	100	100	1	09/09/21	09/09/21 19:51	AS
Iodomethane	ND		ug/L	1.0	1.0	1	09/09/21	09/09/21 19:51	AS
Methyl tert-butyl ether (MTBE)	ND		ug/L	1.0	1.0	1	09/09/21	09/09/21 19:51	AS
4-Methyl-2-pentanone	ND		ug/L	5.0	5.0	1	09/09/21	09/09/21 19:51	AS
Methylene chloride	ND		ug/L	1.0	1.0	1	09/09/21	09/09/21 19:51	AS
Methyl methacrylate	ND		ug/L	5.0	5.0	1	09/09/21	09/09/21 19:51	AS
Styrene	ND		ug/L	1.0	1.0	1	09/09/21	09/09/21 19:51	AS
1,1,1,2-Tetrachloroethane	ND		ug/L	1.0	1.0	1	09/09/21	09/09/21 19:51	AS
1,1,2,2-Tetrachloroethane	ND		ug/L	1.0	1.0	1	09/09/21	09/09/21 19:51	AS
Tetrachloroethene	ND		ug/L	1.0	1.0	1	09/09/21	09/09/21 19:51	AS
Toluene	ND		ug/L	1.0	1.0	1	09/09/21	09/09/21 19:51	AS
1,1,1-Trichloroethane	ND		ug/L	1.0	1.0	1	09/09/21	09/09/21 19:51	AS
1,1,2-Trichloroethane	ND		ug/L	1.0	1.0	1	09/09/21	09/09/21 19:51	AS
Trichloroethene	4.9		ug/L	1.0	1.0	1	09/09/21	09/09/21 19:51	AS
Trichlorofluoromethane (Freon 11)	ND		ug/L	1.0	1.0	1	09/09/21	09/09/21 19:51	AS
1,2,3-Trichloropropane	ND		ug/L	1.0	1.0	1	09/09/21	09/09/21 19:51	AS
Vinyl acetate	ND		ug/L	1.0	1.0	1	09/09/21	09/09/21 19:51	AS
Vinyl chloride	ND		ug/L	1.0	1.0	1	09/09/21	09/09/21 19:51	AS
o-Xylene	ND		ug/L	1.0	1.0	1	09/09/21	09/09/21 19:51	AS
m- & p-Xylenes	ND		ug/L	1.0	1.0	1	09/09/21	09/09/21 19:51	AS
Surrogate: 1,2-Dichloroethane-d4			70-130	108 %			09/09/21	09/09/21 19:51	
Surrogate: Toluene-d8			75-120	109 %			09/09/21	09/09/21 19:51	
Surrogate: 4-Bromofluorobenzene			75-120	94 %			09/09/21	09/09/21 19:51	

Rabecka Koons

The results in this report apply to the samples analyzed in accordance with the chain of custody document. This analytical report must be reproduced in its entirety.

Rabecka Koons, Quality Assurance Officer

Project: GUDE LANDFILL

Project Number: 1556404
Project Manager: Laura Oakes

Report revised to include acrylonitrile. Consolidated report to include all results for all work orders listed on pages 2-4.
Reported:

09/24/21 11:41

MW-21A

**1090319-07 (Nonpotable Water)
Sample Date: 09/03/21**

Analyte	Result	Notes	Units	Reporting Limit (MRL)	Detection Limit (LOD)	Dilution	Prepared	Analyzed	Analyst
EDB and DBCP by EPA 8011 Prepared by 504.1 EDB/DBCP									
1,2-Dibromo-3-chloropropane	ND		ug/L	0.047	0.047	1	09/07/21	09/08/21 05:28	EH
1,2-Dibromoethane (EDB)	ND		ug/L	0.019	0.019	1	09/07/21	09/08/21 05:28	EH
Total Metals Analysis by EPA 6020B Prepared by 3010A-Metals Digestion									
Hardness as CaCO3	293000	QB-01, B	ug/L	500	500	1	09/07/21	09/07/21 16:45	CWK
Antimony	ND		ug/L	1.00	1.00	1	09/07/21	09/07/21 16:45	CWK
Arsenic	4.32		ug/L	1.00	1.00	1	09/07/21	09/07/21 16:45	CWK
Barium	300	QB-01, B	ug/L	1.00	1.00	1	09/07/21	09/07/21 16:45	CWK
Beryllium	ND		ug/L	1.00	1.00	1	09/07/21	09/07/21 16:45	CWK
Cadmium	ND		ug/L	1.00	1.00	1	09/07/21	09/07/21 16:45	CWK
Calcium	54900	QB-01, B	ug/L	80.0	80.0	1	09/07/21	09/07/21 16:45	CWK
Chromium	ND		ug/L	1.00	1.00	1	09/07/21	09/07/21 16:45	CWK
Cobalt	72.0		ug/L	1.00	1.00	1	09/07/21	09/07/21 16:45	CWK
Copper	1.41		ug/L	1.00	1.00	1	09/07/21	09/07/21 16:45	CWK
Iron	20900		ug/L	100	5.00	1	09/07/21	09/07/21 16:45	CWK
Lead	ND		ug/L	1.00	1.00	1	09/07/21	09/07/21 16:45	CWK
Magnesium	37900		ug/L	100	100	1	09/07/21	09/07/21 16:45	CWK
Manganese	8610		ug/L	20.0	20.0	20	09/07/21	09/08/21 12:00	CWK
Mercury	ND		ug/L	0.100	0.100	1	09/07/21	09/07/21 16:45	CWK
Nickel	13.6		ug/L	1.00	1.00	1	09/07/21	09/07/21 16:45	CWK
Potassium	17500		ug/L	100	100	1	09/07/21	09/07/21 16:45	CWK
Selenium	ND		ug/L	1.00	1.00	1	09/07/21	09/07/21 16:45	CWK
Silver	ND		ug/L	1.00	1.00	1	09/07/21	09/07/21 16:45	CWK
Sodium	62000		ug/L	100	100	1	09/07/21	09/07/21 16:45	CWK
Thallium	ND		ug/L	1.00	1.00	1	09/07/21	09/07/21 16:45	CWK
Vanadium	ND		ug/L	1.00	1.00	1	09/07/21	09/07/21 16:45	CWK
Zinc	12.4		ug/L	4.00	4.00	1	09/07/21	09/07/21 16:45	CWK

Rabecka Koons

Rabecka Koons, Quality Assurance Officer

The results in this report apply to the samples analyzed in accordance with the chain of custody document. This analytical report must be reproduced in its entirety.

1500 Caton Center Dr Suite G
Baltimore MD 21227
410-247-7600
www.mdspectral.com
MD DW LabID 153

Project: GUDE LANDFILL

Project Number: 1556404
Project Manager: Laura Oakes

Report revised to include acrylonitrile. Consolidated report to include all results for all work orders listed on pages 2-4.

Reported:
09/24/21 11:41

MW-21A

1090319-07 (Nonpotable Water)
Sample Date: 09/03/21

Analyte	Result	Notes	Units	Reporting Limit (MRL)	Detection Limit (LOD)	Dilution	Prepared	Analyzed	Analyst
Chemical Oxygen Demand by EPA 410.4 Prepared by COD (03) Prep									
COD	25.6		mg/L	3.0	3.0	1	09/09/21	09/09/21 16:43	CRP
Conductivity by SM2510 Prepared by Conductivity									
Conductivity	922		uS/cm			1	09/08/21	09/08/21 15:46	AD
Anions by EPA 300.0 Prepared by 300.0 Anions Prep									
Chloride	83.5		mg/L	0.500	0.500	1	09/03/21	09/04/21 01:26	CMK
Nitrate	4.04		mg/L	0.050	0.050	1	09/03/21	09/04/21 01:26	CMK
Nitrate (as N)	0.913		mg/L	0.011	0.011	1	09/03/21	09/04/21 01:26	CMK
Sulfate	19.8		mg/L	0.3	0.3	1	09/03/21	09/04/21 01:26	CMK
Total Suspended Solids by USGS I-3765-85 Prepared by TSS PREP									
Solids, Suspended	107		mg/L	3.6	3.6	1	09/08/21	09/09/21 12:32	ART
Total Dissolved Solids by SM 2540C Prepared by TDS Prep									
Solids, Dissolved	501	QB-01, B	mg/L	10.0	10.0	1	09/07/21	09/09/21 13:28	CRP
EPA 350.1 Performed at Pace Analytical Services, LLC - Ormond Beach Lab									
Nitrogen, Ammonia	6.2		mg/L	0.050	0.035	1	09/13/21	09/13/21 11:51	RRB
SM 2320B Performed at Pace Analytical Services, LLC - Ormond Beach Lab									
Alkalinity, Total as CaCO3	350		mg/L	5.0	5.0	1	09/16/21	09/16/21 18:57	AGS



The results in this report apply to the samples analyzed in accordance with the chain of custody document. This analytical report must be reproduced in its entirety.

Rabecka Koons, Quality Assurance Officer

Project: GUDE LANDFILL

Project Number: 1556404
Project Manager: Laura Oakes

Report revised to include acrylonitrile. Consolidated report to include all results for all work orders listed on pages 2-4.

Reported:
09/24/21 11:41

MW-21B

1090319-08 (Nonpotable Water)
Sample Date: 09/03/21

Analyte	Result	Notes	Units	Reporting Limit (MRL)	Detection Limit (LOD)	Dilution	Prepared	Analyzed	Analyst
pH measurement by EPA 9040C Prepared by pH (Paper or Meter)									
pH	6.54	O-07	pH Units			1	09/03/21	09/03/21 15:24	ART
Turbidity by EPA 180.1 Prepared by Turbidity Prep									
Turbidity	89.5		NTU	2.50	0.550	5	09/03/21	09/03/21 16:48	CWK
Volatile Organics by EPA 8260B (GC/MS) Prepared by GCMS-WATER-VOLATILES									
Acetone	ND		ug/L	5.0	5.0	1	09/09/21	09/09/21 20:14	AS
Acrylonitrile	ND		ug/L	5.0	5.0	1	09/09/21	09/09/21 20:14	AS
Allyl chloride (3-Chloropropylene)	ND		ug/L	1.0	1.0	1	09/09/21	09/09/21 20:14	AS
Benzene	ND		ug/L	1.0	1.0	1	09/09/21	09/09/21 20:14	AS
Bromochloromethane	ND		ug/L	1.0	1.0	1	09/09/21	09/09/21 20:14	AS
Bromodichloromethane	ND		ug/L	1.0	1.0	1	09/09/21	09/09/21 20:14	AS
Bromoform	ND		ug/L	1.0	1.0	1	09/09/21	09/09/21 20:14	AS
Bromomethane	ND		ug/L	1.0	1.0	1	09/09/21	09/09/21 20:14	AS
2-Butanone (MEK)	ND		ug/L	5.0	5.0	1	09/09/21	09/09/21 20:14	AS
Carbon disulfide	ND		ug/L	1.0	1.0	1	09/09/21	09/09/21 20:14	AS
Carbon tetrachloride	ND		ug/L	1.0	1.0	1	09/09/21	09/09/21 20:14	AS
Chlorobenzene	ND		ug/L	1.0	1.0	1	09/09/21	09/09/21 20:14	AS
Chloroethane	ND		ug/L	1.0	1.0	1	09/09/21	09/09/21 20:14	AS
Chloroform	ND		ug/L	1.0	1.0	1	09/09/21	09/09/21 20:14	AS
Chloromethane	ND		ug/L	1.0	1.0	1	09/09/21	09/09/21 20:14	AS
Chloroprene	ND		ug/L	1.0	1.0	1	09/09/21	09/09/21 20:14	AS
Dibromochloromethane	ND		ug/L	1.0	1.0	1	09/09/21	09/09/21 20:14	AS
1,2-Dibromo-3-chloropropane	ND		ug/L	1.0	1.0	1	09/09/21	09/09/21 20:14	AS
1,2-Dibromoethane (EDB)	ND		ug/L	1.0	1.0	1	09/09/21	09/09/21 20:14	AS
Dibromomethane	ND		ug/L	1.0	1.0	1	09/09/21	09/09/21 20:14	AS
1,2-Dichlorobenzene	ND		ug/L	1.0	1.0	1	09/09/21	09/09/21 20:14	AS
1,4-Dichlorobenzene	ND		ug/L	1.0	1.0	1	09/09/21	09/09/21 20:14	AS
trans-1,4-Dichloro-2-butene	ND		ug/L	1.0	1.0	1	09/09/21	09/09/21 20:14	AS
1,1-Dichloroethane	2.9		ug/L	1.0	1.0	1	09/09/21	09/09/21 20:14	AS
1,2-Dichloroethane	ND		ug/L	1.0	1.0	1	09/09/21	09/09/21 20:14	AS
1,1-Dichloroethene	ND		ug/L	1.0	1.0	1	09/09/21	09/09/21 20:14	AS
cis-1,2-Dichloroethene	6.9		ug/L	1.0	1.0	1	09/09/21	09/09/21 20:14	AS
trans-1,2-Dichloroethene	ND		ug/L	1.0	1.0	1	09/09/21	09/09/21 20:14	AS

The results in this report apply to the samples analyzed in accordance with the chain of custody document. This analytical report must be reproduced in its entirety.



Rabecka Koons, Quality Assurance Officer

Project: GUDE LANDFILL

Report revised to include acrylonitrile. Consolidated report to include all results for all work orders listed on pages 2-4.

Project Number: 1556404

Project Manager: Laura Oakes

Reported:

09/24/21 11:41

MW-21B

1090319-08 (Nonpotable Water)

Sample Date: 09/03/21

Analyte	Result	Notes	Units	Reporting Limit (MRL)	Detection Limit (LOD)	Dilution	Prepared	Analyzed	Analyst
Volatile Organics by EPA 8260B (GC/MS) Prepared by GCMS-WATER-VOLATILES (continued)									
1,2-Dichloropropane	ND		ug/L	1.0	1.0	1	09/09/21	09/09/21 20:14	AS
1,3-Dichloropropane	ND		ug/L	1.0	1.0	1	09/09/21	09/09/21 20:14	AS
2,2-Dichloropropane	ND		ug/L	1.0	1.0	1	09/09/21	09/09/21 20:14	AS
1,1-Dichloropropene	ND		ug/L	1.0	1.0	1	09/09/21	09/09/21 20:14	AS
cis-1,3-Dichloropropene	ND		ug/L	1.0	1.0	1	09/09/21	09/09/21 20:14	AS
trans-1,3-Dichloropropene	ND		ug/L	1.0	1.0	1	09/09/21	09/09/21 20:14	AS
Ethyl methacrylate	ND		ug/L	5.0	5.0	1	09/09/21	09/09/21 20:14	AS
Ethylbenzene	ND		ug/L	1.0	1.0	1	09/09/21	09/09/21 20:14	AS
2-Hexanone	ND		ug/L	5.0	5.0	1	09/09/21	09/09/21 20:14	AS
Isobutanol	ND		ug/L	100	100	1	09/09/21	09/09/21 20:14	AS
Iodomethane	ND		ug/L	1.0	1.0	1	09/09/21	09/09/21 20:14	AS
Methyl tert-butyl ether (MTBE)	ND		ug/L	1.0	1.0	1	09/09/21	09/09/21 20:14	AS
4-Methyl-2-pentanone	ND		ug/L	5.0	5.0	1	09/09/21	09/09/21 20:14	AS
Methylene chloride	ND		ug/L	1.0	1.0	1	09/09/21	09/09/21 20:14	AS
Methyl methacrylate	ND		ug/L	5.0	5.0	1	09/09/21	09/09/21 20:14	AS
Styrene	ND		ug/L	1.0	1.0	1	09/09/21	09/09/21 20:14	AS
1,1,1,2-Tetrachloroethane	ND		ug/L	1.0	1.0	1	09/09/21	09/09/21 20:14	AS
1,1,2,2-Tetrachloroethane	ND		ug/L	1.0	1.0	1	09/09/21	09/09/21 20:14	AS
Tetrachloroethene	1.4		ug/L	1.0	1.0	1	09/09/21	09/09/21 20:14	AS
Toluene	ND		ug/L	1.0	1.0	1	09/09/21	09/09/21 20:14	AS
1,1,1-Trichloroethane	ND		ug/L	1.0	1.0	1	09/09/21	09/09/21 20:14	AS
1,1,2-Trichloroethane	ND		ug/L	1.0	1.0	1	09/09/21	09/09/21 20:14	AS
Trichloroethene	4.8		ug/L	1.0	1.0	1	09/09/21	09/09/21 20:14	AS
Trichlorofluoromethane (Freon 11)	ND		ug/L	1.0	1.0	1	09/09/21	09/09/21 20:14	AS
1,2,3-Trichloropropane	ND		ug/L	1.0	1.0	1	09/09/21	09/09/21 20:14	AS
Vinyl acetate	ND		ug/L	1.0	1.0	1	09/09/21	09/09/21 20:14	AS
Vinyl chloride	ND		ug/L	1.0	1.0	1	09/09/21	09/09/21 20:14	AS
o-Xylene	ND		ug/L	1.0	1.0	1	09/09/21	09/09/21 20:14	AS
m- & p-Xylenes	ND		ug/L	1.0	1.0	1	09/09/21	09/09/21 20:14	AS
Surrogate: 1,2-Dichloroethane-d4			70-130	107 %			09/09/21	09/09/21 20:14	
Surrogate: Toluene-d8			75-120	110 %			09/09/21	09/09/21 20:14	
Surrogate: 4-Bromofluorobenzene			75-120	95 %			09/09/21	09/09/21 20:14	

Rabecka Koons

The results in this report apply to the samples analyzed in accordance with the chain of custody document. This analytical report must be reproduced in its entirety.

Rabecka Koons, Quality Assurance Officer

Project: GUDE LANDFILL

Project Number: 1556404
Project Manager: Laura Oakes

Report revised to include acrylonitrile. Consolidated report to include all results for all work orders listed on pages 2-4.
Reported:

09/24/21 11:41

MW-21B

1090319-08 (Nonpotable Water)
Sample Date: 09/03/21

Analyte	Result	Notes	Units	Reporting Limit (MRL)	Detection Limit (LOD)	Dilution	Prepared	Analyzed	Analyst
EDB and DBCP by EPA 8011 Prepared by 504.1 EDB/DBCP									
1,2-Dibromo-3-chloropropane	ND		ug/L	0.047	0.047	1	09/07/21	09/08/21 05:47	EH
1,2-Dibromoethane (EDB)	ND		ug/L	0.019	0.019	1	09/07/21	09/08/21 05:47	EH
Total Metals Analysis by EPA 6020B Prepared by 3010A-Metals Digestion									
Hardness as CaCO3	293000	QB-01, B	ug/L	500	500	1	09/07/21	09/07/21 16:48	CWK
Antimony	ND		ug/L	1.00	1.00	1	09/07/21	09/07/21 16:48	CWK
Arsenic	ND		ug/L	1.00	1.00	1	09/07/21	09/07/21 16:48	CWK
Barium	78.3	QB-01, B	ug/L	1.00	1.00	1	09/07/21	09/07/21 16:48	CWK
Beryllium	ND		ug/L	1.00	1.00	1	09/07/21	09/07/21 16:48	CWK
Cadmium	ND		ug/L	1.00	1.00	1	09/07/21	09/07/21 16:48	CWK
Calcium	72100	QB-01, B	ug/L	80.0	80.0	1	09/07/21	09/07/21 16:48	CWK
Chromium	3.36		ug/L	1.00	1.00	1	09/07/21	09/07/21 16:48	CWK
Cobalt	41.9		ug/L	1.00	1.00	1	09/07/21	09/07/21 16:48	CWK
Copper	3.69		ug/L	1.00	1.00	1	09/07/21	09/07/21 16:48	CWK
Iron	9440		ug/L	100	5.00	1	09/07/21	09/07/21 16:48	CWK
Lead	ND		ug/L	1.00	1.00	1	09/07/21	09/07/21 16:48	CWK
Magnesium	27500		ug/L	100	100	1	09/07/21	09/07/21 16:48	CWK
Manganese	4190		ug/L	10.0	10.0	10	09/07/21	09/08/21 12:08	CWK
Mercury	ND		ug/L	0.100	0.100	1	09/07/21	09/07/21 16:48	CWK
Nickel	24.0		ug/L	1.00	1.00	1	09/07/21	09/07/21 16:48	CWK
Potassium	10400		ug/L	100	100	1	09/07/21	09/07/21 16:48	CWK
Selenium	ND		ug/L	1.00	1.00	1	09/07/21	09/07/21 16:48	CWK
Silver	ND		ug/L	1.00	1.00	1	09/07/21	09/07/21 16:48	CWK
Sodium	51900		ug/L	100	100	1	09/07/21	09/07/21 16:48	CWK
Thallium	ND		ug/L	1.00	1.00	1	09/07/21	09/07/21 16:48	CWK
Vanadium	ND		ug/L	1.00	1.00	1	09/07/21	09/07/21 16:48	CWK
Zinc	14.1		ug/L	4.00	4.00	1	09/07/21	09/07/21 16:48	CWK



Rabecka Koons, Quality Assurance Officer

The results in this report apply to the samples analyzed in accordance with the chain of custody document. This analytical report must be reproduced in its entirety.

Project: GUDE LANDFILL

Project Number: 1556404
Project Manager: Laura Oakes

Report revised to include acrylonitrile. Consolidated report to include all results for all work orders listed on pages 2-4.
Reported:

09/24/21 11:41

MW-21B

1090319-08 (Nonpotable Water)
Sample Date: 09/03/21

Analyte	Result	Notes	Units	Reporting Limit (MRL)	Detection Limit (LOD)	Dilution	Prepared	Analyzed	Analyst
Chemical Oxygen Demand by EPA 410.4 Prepared by COD (03) Prep									
COD	18.5		mg/L	3.0	3.0	1	09/09/21	09/09/21 16:44	CRP
Conductivity by SM2510 Prepared by Conductivity									
Conductivity	887		uS/cm			1	09/08/21	09/08/21 15:46	AD
Anions by EPA 300.0 Prepared by 300.0 Anions Prep									
Chloride	148		mg/L	0.500	0.500	1	09/03/21	09/04/21 01:44	CMK
Nitrate	1.46		mg/L	0.050	0.050	1	09/03/21	09/04/21 01:44	CMK
Nitrate (as N)	0.331		mg/L	0.011	0.011	1	09/03/21	09/04/21 01:44	CMK
Sulfate	22.3		mg/L	0.3	0.3	1	09/03/21	09/04/21 01:44	CMK
Total Suspended Solids by USGS I-3765-85 Prepared by TSS PREP									
Solids, Suspended	22.9		mg/L	3.0	3.0	1	09/08/21	09/09/21 12:32	ART
Total Dissolved Solids by SM 2540C Prepared by TDS Prep									
Solids, Dissolved	533	QB-01, B	mg/L	10.0	10.0	1	09/07/21	09/09/21 13:28	CRP
EPA 350.1 Performed at Pace Analytical Services, LLC - Ormond Beach Lab									
Nitrogen, Ammonia	ND		mg/L	0.050	0.035	1	09/13/21	09/13/21 11:53	RRB
SM 2320B Performed at Pace Analytical Services, LLC - Ormond Beach Lab									
Alkalinity, Total as CaCO3	214		mg/L	5.0	5.0	1	09/16/21	09/16/21 19:03	AGS

Rabecka Koons

Rabecka Koons, Quality Assurance Officer

The results in this report apply to the samples analyzed in accordance with the chain of custody document. This analytical report must be reproduced in its entirety.

Project: GUDE LANDFILL

Project Number: 1556404
Project Manager: Laura Oakes

Report revised to include acrylonitrile. Consolidated report to include all results for all work orders listed on pages 2-4.
Reported:

09/24/21 11:41

OB50

**1090319-09 (Nonpotable Water)
Sample Date: 09/03/21**

Analyte	Result	Notes	Units	Reporting Limit (MRL)	Detection Limit (LOD)	Dilution	Prepared	Analyzed	Analyst
pH measurement by EPA 9040C Prepared by pH (Paper or Meter)									
pH	5.78	O-07	pH Units			1	09/03/21	09/03/21 15:24	ART
Turbidity by EPA 180.1 Prepared by Turbidity Prep									
Turbidity	1.95		NTU	0.500	0.110	1	09/03/21	09/03/21 16:39	CWK
Volatile Organics by EPA 8260B (GC/MS) Prepared by GCMS-WATER-VOLATILES									
Acetone	ND		ug/L	5.0	5.0	1	09/09/21	09/09/21 20:37	AS
Acrylonitrile	ND		ug/L	5.0	5.0	1	09/09/21	09/09/21 20:37	AS
Allyl chloride (3-Chloropropylene)	ND		ug/L	1.0	1.0	1	09/09/21	09/09/21 20:37	AS
Benzene	1.9		ug/L	1.0	1.0	1	09/09/21	09/09/21 20:37	AS
Bromochloromethane	ND		ug/L	1.0	1.0	1	09/09/21	09/09/21 20:37	AS
Bromodichloromethane	ND		ug/L	1.0	1.0	1	09/09/21	09/09/21 20:37	AS
Bromoform	ND		ug/L	1.0	1.0	1	09/09/21	09/09/21 20:37	AS
Bromomethane	ND		ug/L	1.0	1.0	1	09/09/21	09/09/21 20:37	AS
2-Butanone (MEK)	ND		ug/L	5.0	5.0	1	09/09/21	09/09/21 20:37	AS
Carbon disulfide	ND		ug/L	1.0	1.0	1	09/09/21	09/09/21 20:37	AS
Carbon tetrachloride	ND		ug/L	1.0	1.0	1	09/09/21	09/09/21 20:37	AS
Chlorobenzene	28.0		ug/L	1.0	1.0	1	09/09/21	09/09/21 20:37	AS
Chloroethane	ND		ug/L	1.0	1.0	1	09/09/21	09/09/21 20:37	AS
Chloroform	ND		ug/L	1.0	1.0	1	09/09/21	09/09/21 20:37	AS
Chloromethane	ND		ug/L	1.0	1.0	1	09/09/21	09/09/21 20:37	AS
Chloroprene	ND		ug/L	1.0	1.0	1	09/09/21	09/09/21 20:37	AS
Dibromochloromethane	ND		ug/L	1.0	1.0	1	09/09/21	09/09/21 20:37	AS
1,2-Dibromo-3-chloropropane	ND		ug/L	1.0	1.0	1	09/09/21	09/09/21 20:37	AS
1,2-Dibromoethane (EDB)	ND		ug/L	1.0	1.0	1	09/09/21	09/09/21 20:37	AS
Dibromomethane	ND		ug/L	1.0	1.0	1	09/09/21	09/09/21 20:37	AS
1,2-Dichlorobenzene	3.1		ug/L	1.0	1.0	1	09/09/21	09/09/21 20:37	AS
1,4-Dichlorobenzene	21.6		ug/L	1.0	1.0	1	09/09/21	09/09/21 20:37	AS
trans-1,4-Dichloro-2-butene	ND		ug/L	1.0	1.0	1	09/09/21	09/09/21 20:37	AS
1,1-Dichloroethane	8.6		ug/L	1.0	1.0	1	09/09/21	09/09/21 20:37	AS
1,2-Dichloroethane	1.7		ug/L	1.0	1.0	1	09/09/21	09/09/21 20:37	AS
1,1-Dichloroethene	ND		ug/L	1.0	1.0	1	09/09/21	09/09/21 20:37	AS
cis-1,2-Dichloroethene	62.3		ug/L	1.0	1.0	1	09/09/21	09/09/21 20:37	AS
trans-1,2-Dichloroethene	2.3		ug/L	1.0	1.0	1	09/09/21	09/09/21 20:37	AS
1,2-Dichloropropane	3.1		ug/L	1.0	1.0	1	09/09/21	09/09/21 20:37	AS



The results in this report apply to the samples analyzed in accordance with the chain of custody document. This analytical report must be reproduced in its entirety.

Rabecka Koons, Quality Assurance Officer

Project: GUDE LANDFILL

Project Number: 1556404
Project Manager: Laura Oakes

Report revised to include acrylonitrile. Consolidated report to include all results for all work orders listed on pages 2-4.
Reported:

09/24/21 11:41

OB50

1090319-09 (Nonpotable Water)
Sample Date: 09/03/21

Analyte	Result	Notes	Units	Reporting Limit (MRL)	Detection Limit (LOD)	Dilution	Prepared	Analyzed	Analyst
Volatile Organics by EPA 8260B (GC/MS) Prepared by GCMS-WATER-VOLATILES (continued)									
1,3-Dichloropropane	ND		ug/L	1.0	1.0	1	09/09/21	09/09/21 20:37	AS
2,2-Dichloropropane	ND		ug/L	1.0	1.0	1	09/09/21	09/09/21 20:37	AS
1,1-Dichloropropene	ND		ug/L	1.0	1.0	1	09/09/21	09/09/21 20:37	AS
cis-1,3-Dichloropropene	ND		ug/L	1.0	1.0	1	09/09/21	09/09/21 20:37	AS
trans-1,3-Dichloropropene	ND		ug/L	1.0	1.0	1	09/09/21	09/09/21 20:37	AS
Ethyl methacrylate	ND		ug/L	5.0	5.0	1	09/09/21	09/09/21 20:37	AS
Ethylbenzene	ND		ug/L	1.0	1.0	1	09/09/21	09/09/21 20:37	AS
2-Hexanone	ND		ug/L	5.0	5.0	1	09/09/21	09/09/21 20:37	AS
Isobutanol	ND		ug/L	100	100	1	09/09/21	09/09/21 20:37	AS
Iodomethane	ND		ug/L	1.0	1.0	1	09/09/21	09/09/21 20:37	AS
Methyl tert-butyl ether (MTBE)	1.4		ug/L	1.0	1.0	1	09/09/21	09/09/21 20:37	AS
4-Methyl-2-pentanone	ND		ug/L	5.0	5.0	1	09/09/21	09/09/21 20:37	AS
Methylene chloride	2.7		ug/L	1.0	1.0	1	09/09/21	09/09/21 20:37	AS
Methyl methacrylate	ND		ug/L	5.0	5.0	1	09/09/21	09/09/21 20:37	AS
Styrene	ND		ug/L	1.0	1.0	1	09/09/21	09/09/21 20:37	AS
1,1,1,2-Tetrachloroethane	ND		ug/L	1.0	1.0	1	09/09/21	09/09/21 20:37	AS
1,1,2,2-Tetrachloroethane	ND		ug/L	1.0	1.0	1	09/09/21	09/09/21 20:37	AS
Tetrachloroethene	7.6		ug/L	1.0	1.0	1	09/09/21	09/09/21 20:37	AS
Toluene	ND		ug/L	1.0	1.0	1	09/09/21	09/09/21 20:37	AS
1,1,1-Trichloroethane	ND		ug/L	1.0	1.0	1	09/09/21	09/09/21 20:37	AS
1,1,2-Trichloroethane	ND		ug/L	1.0	1.0	1	09/09/21	09/09/21 20:37	AS
Trichloroethene	6.7		ug/L	1.0	1.0	1	09/09/21	09/09/21 20:37	AS
Trichlorofluoromethane (Freon 11)	ND		ug/L	1.0	1.0	1	09/09/21	09/09/21 20:37	AS
1,2,3-Trichloropropane	ND		ug/L	1.0	1.0	1	09/09/21	09/09/21 20:37	AS
Vinyl acetate	ND		ug/L	1.0	1.0	1	09/09/21	09/09/21 20:37	AS
Vinyl chloride	11.9		ug/L	1.0	1.0	1	09/09/21	09/09/21 20:37	AS
o-Xylene	ND		ug/L	1.0	1.0	1	09/09/21	09/09/21 20:37	AS
m- & p-Xylenes	ND		ug/L	1.0	1.0	1	09/09/21	09/09/21 20:37	AS
Surrogate: 1,2-Dichloroethane-d4			70-130	107 %	09/09/21		09/09/21 20:37		
Surrogate: Toluene-d8			75-120	109 %	09/09/21		09/09/21 20:37		
Surrogate: 4-Bromofluorobenzene			75-120	94 %	09/09/21		09/09/21 20:37		

Rabecka Koons

The results in this report apply to the samples analyzed in accordance with the chain of custody document. This analytical report must be reproduced in its entirety.

Rabecka Koons, Quality Assurance Officer

Project: GUDE LANDFILL

Project Number: 1556404
Project Manager: Laura Oakes

Report revised to include acrylonitrile. Consolidated report to include all results for all work orders listed on pages 2-4.
Reported:

09/24/21 11:41

OB50

**1090319-09 (Nonpotable Water)
Sample Date: 09/03/21**

Analyte	Result	Notes	Units	Reporting Limit (MRL)	Detection Limit (LOD)	Dilution	Prepared	Analyzed	Analyst
EDB and DBCP by EPA 8011 Prepared by 504.1 EDB/DBCP									
1,2-Dibromo-3-chloropropane	ND		ug/L	0.047	0.047	1	09/07/21	09/08/21 06:04	EH
1,2-Dibromoethane (EDB)	ND		ug/L	0.019	0.019	1	09/07/21	09/08/21 06:04	EH
Total Metals Analysis by EPA 6020B Prepared by 3010A-Metals Digestion									
Hardness as CaCO3	677000	QB-01, B	ug/L	2500	2500	5	09/07/21	09/08/21 12:10	CWK
Antimony	ND		ug/L	1.00	1.00	1	09/07/21	09/07/21 16:50	CWK
Arsenic	ND		ug/L	1.00	1.00	1	09/07/21	09/07/21 16:50	CWK
Barium	31.2	QB-01, B	ug/L	1.00	1.00	1	09/07/21	09/07/21 16:50	CWK
Beryllium	ND		ug/L	1.00	1.00	1	09/07/21	09/07/21 16:50	CWK
Cadmium	13.5		ug/L	1.00	1.00	1	09/07/21	09/07/21 16:50	CWK
Calcium	128000	QB-01, B	ug/L	400	400	5	09/07/21	09/08/21 12:10	CWK
Chromium	1.07		ug/L	1.00	1.00	1	09/07/21	09/07/21 16:50	CWK
Cobalt	2.15		ug/L	1.00	1.00	1	09/07/21	09/07/21 16:50	CWK
Copper	5.99		ug/L	1.00	1.00	1	09/07/21	09/07/21 16:50	CWK
Iron	110		ug/L	100	5.00	1	09/07/21	09/07/21 16:50	CWK
Lead	ND		ug/L	1.00	1.00	1	09/07/21	09/07/21 16:50	CWK
Magnesium	86500		ug/L	500	500	5	09/07/21	09/08/21 12:10	CWK
Manganese	1640		ug/L	5.00	5.00	5	09/07/21	09/08/21 12:10	CWK
Mercury	3.89		ug/L	0.100	0.100	1	09/07/21	09/07/21 16:50	CWK
Nickel	35.5		ug/L	1.00	1.00	1	09/07/21	09/07/21 16:50	CWK
Potassium	5800		ug/L	100	100	1	09/07/21	09/07/21 16:50	CWK
Selenium	ND		ug/L	1.00	1.00	1	09/07/21	09/07/21 16:50	CWK
Silver	ND		ug/L	1.00	1.00	1	09/07/21	09/07/21 16:50	CWK
Sodium	105000		ug/L	500	500	5	09/07/21	09/08/21 12:10	CWK
Thallium	ND		ug/L	1.00	1.00	1	09/07/21	09/07/21 16:50	CWK
Vanadium	ND		ug/L	1.00	1.00	1	09/07/21	09/07/21 16:50	CWK
Zinc	45.3		ug/L	4.00	4.00	1	09/07/21	09/07/21 16:50	CWK



Rabecka Koons, Quality Assurance Officer

The results in this report apply to the samples analyzed in accordance with the chain of custody document. This analytical report must be reproduced in its entirety.

Project: GUDE LANDFILL

Project Number: 1556404
Project Manager: Laura Oakes

Report revised to include acrylonitrile. Consolidated report to include all results for all work orders listed on pages 2-4.
Reported:

09/24/21 11:41

OB50

**1090319-09 (Nonpotable Water)
Sample Date: 09/03/21**

Analyte	Result	Notes	Units	Reporting Limit (MRL)	Detection Limit (LOD)	Dilution	Prepared	Analyzed	Analyst
Chemical Oxygen Demand by EPA 410.4 Prepared by COD (03) Prep									
COD	43.0		mg/L	3.0	3.0	1	09/09/21	09/09/21 16:45	CRP
Conductivity by SM2510 Prepared by Conductivity									
Conductivity	1960		uS/cm			1	09/08/21	09/08/21 15:46	AD
Anions by EPA 300.0 Prepared by 300.0 Anions Prep									
Chloride	463		mg/L	0.500	0.500	1	09/03/21	09/04/21 02:02	CMK
Nitrate	ND		mg/L	0.050	0.050	1	09/03/21	09/04/21 02:02	CMK
Nitrate (as N)	ND		mg/L	0.011	0.011	1	09/03/21	09/04/21 02:02	CMK
Sulfate	11.2		mg/L	0.3	0.3	1	09/03/21	09/04/21 02:02	CMK
Total Suspended Solids by USGS I-3765-85 Prepared by TSS PREP									
Solids, Suspended	3.3		mg/L	2.7	2.7	1	09/08/21	09/09/21 12:32	ART
Total Dissolved Solids by SM 2540C Prepared by TDS Prep									
Solids, Dissolved	1210	QB-01, B	mg/L	10.0	10.0	1	09/07/21	09/09/21 13:28	CRP
EPA 350.1 Performed at Pace Analytical Services, LLC - Ormond Beach Lab									
Nitrogen, Ammonia	0.039	I	mg/L	0.050	0.035	1	09/13/21	09/13/21 11:54	RRB
SM 2320B Performed at Pace Analytical Services, LLC - Ormond Beach Lab									
Alkalinity, Total as CaCO3	289		mg/L	5.0	5.0	1	09/16/21	09/16/21 19:17	AGS

Rabecka Koons

The results in this report apply to the samples analyzed in accordance with the chain of custody document. This analytical report must be reproduced in its entirety.

Rabecka Koons, Quality Assurance Officer

Project: GUDE LANDFILL

Project Number: 1556404
Project Manager: Laura Oakes

Report revised to include acrylonitrile. Consolidated report to include all results for all work orders listed on pages 2-4.
Reported:

09/24/21 11:41

TRIP BLANK

1090319-10 (Nonpotable Water)
Sample Date: 09/03/21

Analyte	Result	Notes	Units	Reporting Limit (MRL)	Detection Limit (LOD)	Dilution	Prepared	Analyzed	Analyst
Volatile Organics by EPA 8260B (GC/MS) Prepared by GCMS-WATER-VOLATILES									
Acetone	ND		ug/L	5.0	5.0	1	09/09/21	09/09/21 21:00	AS
Acrylonitrile	ND		ug/L	5.0	5.0	1	09/09/21	09/09/21 21:00	AS
Allyl chloride (3-Chloropropylene)	ND		ug/L	1.0	1.0	1	09/09/21	09/09/21 21:00	AS
Benzene	ND		ug/L	1.0	1.0	1	09/09/21	09/09/21 21:00	AS
Bromochloromethane	ND		ug/L	1.0	1.0	1	09/09/21	09/09/21 21:00	AS
Bromodichloromethane	ND		ug/L	1.0	1.0	1	09/09/21	09/09/21 21:00	AS
Bromoform	ND		ug/L	1.0	1.0	1	09/09/21	09/09/21 21:00	AS
Bromomethane	ND		ug/L	1.0	1.0	1	09/09/21	09/09/21 21:00	AS
2-Butanone (MEK)	ND		ug/L	5.0	5.0	1	09/09/21	09/09/21 21:00	AS
Carbon disulfide	ND		ug/L	1.0	1.0	1	09/09/21	09/09/21 21:00	AS
Carbon tetrachloride	ND		ug/L	1.0	1.0	1	09/09/21	09/09/21 21:00	AS
Chlorobenzene	ND		ug/L	1.0	1.0	1	09/09/21	09/09/21 21:00	AS
Chloroethane	ND		ug/L	1.0	1.0	1	09/09/21	09/09/21 21:00	AS
Chloroform	ND		ug/L	1.0	1.0	1	09/09/21	09/09/21 21:00	AS
Chloromethane	ND		ug/L	1.0	1.0	1	09/09/21	09/09/21 21:00	AS
Chloroprene	ND		ug/L	1.0	1.0	1	09/09/21	09/09/21 21:00	AS
Dibromochloromethane	ND		ug/L	1.0	1.0	1	09/09/21	09/09/21 21:00	AS
1,2-Dibromo-3-chloropropane	ND		ug/L	1.0	1.0	1	09/09/21	09/09/21 21:00	AS
1,2-Dibromoethane (EDB)	ND		ug/L	1.0	1.0	1	09/09/21	09/09/21 21:00	AS
Dibromomethane	ND		ug/L	1.0	1.0	1	09/09/21	09/09/21 21:00	AS
1,2-Dichlorobenzene	ND		ug/L	1.0	1.0	1	09/09/21	09/09/21 21:00	AS
1,4-Dichlorobenzene	ND		ug/L	1.0	1.0	1	09/09/21	09/09/21 21:00	AS
trans-1,4-Dichloro-2-butene	ND		ug/L	1.0	1.0	1	09/09/21	09/09/21 21:00	AS
1,1-Dichloroethane	ND		ug/L	1.0	1.0	1	09/09/21	09/09/21 21:00	AS
1,2-Dichloroethane	ND		ug/L	1.0	1.0	1	09/09/21	09/09/21 21:00	AS
1,1-Dichloroethene	ND		ug/L	1.0	1.0	1	09/09/21	09/09/21 21:00	AS
cis-1,2-Dichloroethene	ND		ug/L	1.0	1.0	1	09/09/21	09/09/21 21:00	AS
trans-1,2-Dichloroethene	ND		ug/L	1.0	1.0	1	09/09/21	09/09/21 21:00	AS
1,2-Dichloropropane	ND		ug/L	1.0	1.0	1	09/09/21	09/09/21 21:00	AS
1,3-Dichloropropane	ND		ug/L	1.0	1.0	1	09/09/21	09/09/21 21:00	AS
2,2-Dichloropropane	ND		ug/L	1.0	1.0	1	09/09/21	09/09/21 21:00	AS
1,1-Dichloropropene	ND		ug/L	1.0	1.0	1	09/09/21	09/09/21 21:00	AS



The results in this report apply to the samples analyzed in accordance with the chain of custody document. This analytical report must be reproduced in its entirety.

Rabecka Koons, Quality Assurance Officer

Project: GUDE LANDFILL

Project Number: 1556404
Project Manager: Laura Oakes

Report revised to include acrylonitrile. Consolidated report to include all results for all work orders listed on pages 2-4.

Reported:
09/24/21 11:41

TRIP BLANK

1090319-10 (Nonpotable Water)
Sample Date: 09/03/21

Analyte	Result	Notes	Units	Reporting Limit (MRL)	Detection Limit (LOD)	Dilution	Prepared	Analyzed	Analyst
Volatile Organics by EPA 8260B (GC/MS) Prepared by GCMS-WATER-VOLATILES (continued)									
cis-1,3-Dichloropropene	ND		ug/L	1.0	1.0	1	09/09/21	09/09/21 21:00	AS
trans-1,3-Dichloropropene	ND		ug/L	1.0	1.0	1	09/09/21	09/09/21 21:00	AS
Ethyl methacrylate	ND		ug/L	5.0	5.0	1	09/09/21	09/09/21 21:00	AS
Ethylbenzene	ND		ug/L	1.0	1.0	1	09/09/21	09/09/21 21:00	AS
2-Hexanone	ND		ug/L	5.0	5.0	1	09/09/21	09/09/21 21:00	AS
Isobutanol	ND		ug/L	100	100	1	09/09/21	09/09/21 21:00	AS
Iodomethane	ND		ug/L	1.0	1.0	1	09/09/21	09/09/21 21:00	AS
Methyl tert-butyl ether (MTBE)	ND		ug/L	1.0	1.0	1	09/09/21	09/09/21 21:00	AS
4-Methyl-2-pentanone	ND		ug/L	5.0	5.0	1	09/09/21	09/09/21 21:00	AS
Methylene chloride	ND		ug/L	1.0	1.0	1	09/09/21	09/09/21 21:00	AS
Methyl methacrylate	ND		ug/L	5.0	5.0	1	09/09/21	09/09/21 21:00	AS
Styrene	ND		ug/L	1.0	1.0	1	09/09/21	09/09/21 21:00	AS
1,1,1,2-Tetrachloroethane	ND		ug/L	1.0	1.0	1	09/09/21	09/09/21 21:00	AS
1,1,2,2-Tetrachloroethane	ND		ug/L	1.0	1.0	1	09/09/21	09/09/21 21:00	AS
Tetrachloroethene	ND		ug/L	1.0	1.0	1	09/09/21	09/09/21 21:00	AS
Toluene	ND		ug/L	1.0	1.0	1	09/09/21	09/09/21 21:00	AS
1,1,1-Trichloroethane	ND		ug/L	1.0	1.0	1	09/09/21	09/09/21 21:00	AS
1,1,2-Trichloroethane	ND		ug/L	1.0	1.0	1	09/09/21	09/09/21 21:00	AS
Trichloroethene	ND		ug/L	1.0	1.0	1	09/09/21	09/09/21 21:00	AS
Trichlorofluoromethane (Freon 11)	ND		ug/L	1.0	1.0	1	09/09/21	09/09/21 21:00	AS
1,2,3-Trichloropropane	ND		ug/L	1.0	1.0	1	09/09/21	09/09/21 21:00	AS
Vinyl acetate	ND		ug/L	1.0	1.0	1	09/09/21	09/09/21 21:00	AS
Vinyl chloride	ND		ug/L	1.0	1.0	1	09/09/21	09/09/21 21:00	AS
o-Xylene	ND		ug/L	1.0	1.0	1	09/09/21	09/09/21 21:00	AS
m- & p-Xylenes	ND		ug/L	1.0	1.0	1	09/09/21	09/09/21 21:00	AS
Surrogate: 1,2-Dichloroethane-d4				70-130	106 %		09/09/21	09/09/21 21:00	
Surrogate: Toluene-d8				75-120	111 %		09/09/21	09/09/21 21:00	
Surrogate: 4-Bromofluorobenzene				75-120	95 %		09/09/21	09/09/21 21:00	

Rabecka Koons

Rabecka Koons, Quality Assurance Officer

The results in this report apply to the samples analyzed in accordance with the chain of custody document. This analytical report must be reproduced in its entirety.

Project: GUDE LANDFILL

Project Number: 1556404
Project Manager: Laura Oakes

Report revised to include acrylonitrile. Consolidated report to include all results for all work orders listed on pages 2-4.
Reported:

09/24/21 11:41

0B07A

1090717-01 (Nonpotable Water)
Sample Date: 09/07/21

Analyte	Result	Notes	Units	Reporting Limit (MRL)	Detection Limit (LOD)	Dilution	Prepared	Analyzed	Analyst
pH measurement by EPA 9040C Prepared by pH (Paper or Meter)									
pH	6.03	O-07	pH Units			1	09/07/21	09/07/21 18:12	ART
Turbidity by EPA 180.1 Prepared by Turbidity Prep									
Turbidity	ND		NTU	0.500	0.110	1	09/08/21	09/08/21 09:54	CRP
Volatile Organics by EPA 8260B (GC/MS) Prepared by GCMS-WATER-VOLATILES									
Acetone	ND		ug/L	5.0	5.0	1	09/09/21	09/09/21 21:23	AS
Acrylonitrile	ND		ug/L	5.0	5.0	1	09/09/21	09/09/21 21:23	AS
Allyl chloride (3-Chloropropylene)	ND		ug/L	1.0	1.0	1	09/09/21	09/09/21 21:23	AS
Benzene	ND		ug/L	1.0	1.0	1	09/09/21	09/09/21 21:23	AS
Bromochloromethane	ND		ug/L	1.0	1.0	1	09/09/21	09/09/21 21:23	AS
Bromodichloromethane	ND		ug/L	1.0	1.0	1	09/09/21	09/09/21 21:23	AS
Bromoform	ND		ug/L	1.0	1.0	1	09/09/21	09/09/21 21:23	AS
Bromomethane	ND		ug/L	1.0	1.0	1	09/09/21	09/09/21 21:23	AS
2-Butanone (MEK)	ND		ug/L	5.0	5.0	1	09/09/21	09/09/21 21:23	AS
Carbon disulfide	ND		ug/L	1.0	1.0	1	09/09/21	09/09/21 21:23	AS
Carbon tetrachloride	ND		ug/L	1.0	1.0	1	09/09/21	09/09/21 21:23	AS
Chlorobenzene	ND		ug/L	1.0	1.0	1	09/09/21	09/09/21 21:23	AS
Chloroethane	ND		ug/L	1.0	1.0	1	09/09/21	09/09/21 21:23	AS
Chloroform	ND		ug/L	1.0	1.0	1	09/09/21	09/09/21 21:23	AS
Chloromethane	ND		ug/L	1.0	1.0	1	09/09/21	09/09/21 21:23	AS
Chloroprene	ND		ug/L	1.0	1.0	1	09/09/21	09/09/21 21:23	AS
Dibromochloromethane	ND		ug/L	1.0	1.0	1	09/09/21	09/09/21 21:23	AS
1,2-Dibromo-3-chloropropane	ND		ug/L	1.0	1.0	1	09/09/21	09/09/21 21:23	AS
1,2-Dibromoethane (EDB)	ND		ug/L	1.0	1.0	1	09/09/21	09/09/21 21:23	AS
Dibromomethane	ND		ug/L	1.0	1.0	1	09/09/21	09/09/21 21:23	AS
1,2-Dichlorobenzene	ND		ug/L	1.0	1.0	1	09/09/21	09/09/21 21:23	AS
1,4-Dichlorobenzene	ND		ug/L	1.0	1.0	1	09/09/21	09/09/21 21:23	AS
trans-1,4-Dichloro-2-butene	ND		ug/L	1.0	1.0	1	09/09/21	09/09/21 21:23	AS
1,1-Dichloroethane	ND		ug/L	1.0	1.0	1	09/09/21	09/09/21 21:23	AS
1,2-Dichloroethane	ND		ug/L	1.0	1.0	1	09/09/21	09/09/21 21:23	AS
1,1-Dichloroethene	ND		ug/L	1.0	1.0	1	09/09/21	09/09/21 21:23	AS
cis-1,2-Dichloroethene	1.4		ug/L	1.0	1.0	1	09/09/21	09/09/21 21:23	AS
trans-1,2-Dichloroethene	ND		ug/L	1.0	1.0	1	09/09/21	09/09/21 21:23	AS

The results in this report apply to the samples analyzed in accordance with the chain of custody document. This analytical report must be reproduced in its entirety.



Rabecka Koons, Quality Assurance Officer

Project: GUDE LANDFILL

Project Number: 1556404
Project Manager: Laura Oakes

Report revised to include acrylonitrile. Consolidated report to include all results for all work orders listed on pages 2-4.
Reported:

09/24/21 11:41

0B07A

1090717-01 (Nonpotable Water)
Sample Date: 09/07/21

Analyte	Result	Notes	Units	Reporting Limit (MRL)	Detection Limit (LOD)	Dilution	Prepared	Analyzed	Analyst
Volatile Organics by EPA 8260B (GC/MS) Prepared by GCMS-WATER-VOLATILES (continued)									
1,2-Dichloropropane	ND		ug/L	1.0	1.0	1	09/09/21	09/09/21 21:23	AS
1,3-Dichloropropane	ND		ug/L	1.0	1.0	1	09/09/21	09/09/21 21:23	AS
2,2-Dichloropropane	ND		ug/L	1.0	1.0	1	09/09/21	09/09/21 21:23	AS
1,1-Dichloropropene	ND		ug/L	1.0	1.0	1	09/09/21	09/09/21 21:23	AS
cis-1,3-Dichloropropene	ND		ug/L	1.0	1.0	1	09/09/21	09/09/21 21:23	AS
trans-1,3-Dichloropropene	ND		ug/L	1.0	1.0	1	09/09/21	09/09/21 21:23	AS
Ethyl methacrylate	ND		ug/L	5.0	5.0	1	09/09/21	09/09/21 21:23	AS
Ethylbenzene	ND		ug/L	1.0	1.0	1	09/09/21	09/09/21 21:23	AS
2-Hexanone	ND		ug/L	5.0	5.0	1	09/09/21	09/09/21 21:23	AS
Isobutanol	ND		ug/L	100	100	1	09/09/21	09/09/21 21:23	AS
Iodomethane	ND		ug/L	1.0	1.0	1	09/09/21	09/09/21 21:23	AS
Methyl tert-butyl ether (MTBE)	ND		ug/L	1.0	1.0	1	09/09/21	09/09/21 21:23	AS
4-Methyl-2-pentanone	ND		ug/L	5.0	5.0	1	09/09/21	09/09/21 21:23	AS
Methylene chloride	ND		ug/L	1.0	1.0	1	09/09/21	09/09/21 21:23	AS
Methyl methacrylate	ND		ug/L	5.0	5.0	1	09/09/21	09/09/21 21:23	AS
Styrene	ND		ug/L	1.0	1.0	1	09/09/21	09/09/21 21:23	AS
1,1,1,2-Tetrachloroethane	ND		ug/L	1.0	1.0	1	09/09/21	09/09/21 21:23	AS
1,1,2,2-Tetrachloroethane	ND		ug/L	1.0	1.0	1	09/09/21	09/09/21 21:23	AS
Tetrachloroethene	ND		ug/L	1.0	1.0	1	09/09/21	09/09/21 21:23	AS
Toluene	ND		ug/L	1.0	1.0	1	09/09/21	09/09/21 21:23	AS
1,1,1-Trichloroethane	ND		ug/L	1.0	1.0	1	09/09/21	09/09/21 21:23	AS
1,1,2-Trichloroethane	ND		ug/L	1.0	1.0	1	09/09/21	09/09/21 21:23	AS
Trichloroethene	ND		ug/L	1.0	1.0	1	09/09/21	09/09/21 21:23	AS
Trichlorofluoromethane (Freon 11)	ND		ug/L	1.0	1.0	1	09/09/21	09/09/21 21:23	AS
1,2,3-Trichloropropane	ND		ug/L	1.0	1.0	1	09/09/21	09/09/21 21:23	AS
Vinyl acetate	ND		ug/L	1.0	1.0	1	09/09/21	09/09/21 21:23	AS
Vinyl chloride	ND		ug/L	1.0	1.0	1	09/09/21	09/09/21 21:23	AS
o-Xylene	ND		ug/L	1.0	1.0	1	09/09/21	09/09/21 21:23	AS
m- & p-Xylenes	ND		ug/L	1.0	1.0	1	09/09/21	09/09/21 21:23	AS
Surrogate: 1,2-Dichloroethane-d4			70-130	110 %	09/09/21		09/09/21 21:23		
Surrogate: Toluene-d8			75-120	110 %	09/09/21		09/09/21 21:23		
Surrogate: 4-Bromofluorobenzene			75-120	95 %	09/09/21		09/09/21 21:23		

The results in this report apply to the samples analyzed in accordance with the chain of custody document. This analytical report must be reproduced in its entirety.



Rabecka Koons, Quality Assurance Officer

Project: GUDE LANDFILL

Project Number: 1556404
Project Manager: Laura Oakes

Report revised to include acrylonitrile. Consolidated report to include all results for all work orders listed on pages 2-4.
Reported:

09/24/21 11:41

0B07A

**1090717-01 (Nonpotable Water)
Sample Date: 09/07/21**

Analyte	Result	Notes	Units	Reporting Limit (MRL)	Detection Limit (LOD)	Dilution	Prepared	Analyzed	Analyst
EDB and DBCP by EPA 8011 Prepared by 504.1 EDB/DBCP									
1,2-Dibromo-3-chloropropane	ND		ug/L	0.047	0.047	1	09/15/21	09/15/21 17:48	EH
1,2-Dibromoethane (EDB)	ND		ug/L	0.019	0.019	1	09/15/21	09/15/21 17:48	EH
Total Metals Analysis by EPA 6020B Prepared by 3010A-Metals Digestion									
Hardness as CaCO3	478000		ug/L	500	500	1	09/10/21	09/13/21 13:55	CWK
Antimony	ND		ug/L	1.00	1.00	1	09/10/21	09/13/21 13:55	CWK
Arsenic	ND		ug/L	1.00	1.00	1	09/10/21	09/13/21 13:55	CWK
Barium	48.5		ug/L	1.00	1.00	1	09/10/21	09/13/21 13:55	CWK
Beryllium	ND		ug/L	1.00	1.00	1	09/10/21	09/13/21 13:55	CWK
Cadmium	ND		ug/L	1.00	1.00	1	09/10/21	09/13/21 13:55	CWK
Calcium	92700		ug/L	80.0	80.0	1	09/10/21	09/13/21 13:55	CWK
Chromium	1.02		ug/L	1.00	1.00	1	09/10/21	09/13/21 13:55	CWK
Cobalt	1.01		ug/L	1.00	1.00	1	09/10/21	09/13/21 13:55	CWK
Copper	1.82		ug/L	1.00	1.00	1	09/10/21	09/13/21 13:55	CWK
Iron	102		ug/L	100	5.00	1	09/10/21	09/13/21 13:55	CWK
Lead	ND		ug/L	1.00	1.00	1	09/10/21	09/13/21 13:55	CWK
Magnesium	59800		ug/L	100	100	1	09/10/21	09/13/21 13:55	CWK
Manganese	125		ug/L	1.00	1.00	1	09/10/21	09/13/21 13:55	CWK
Mercury	0.748		ug/L	0.100	0.100	1	09/10/21	09/13/21 13:55	CWK
Nickel	4.04		ug/L	1.00	1.00	1	09/10/21	09/13/21 13:55	CWK
Potassium	2580		ug/L	100	100	1	09/10/21	09/13/21 13:55	CWK
Selenium	ND		ug/L	1.00	1.00	1	09/10/21	09/13/21 13:55	CWK
Silver	ND		ug/L	1.00	1.00	1	09/10/21	09/13/21 13:55	CWK
Sodium	30000		ug/L	100	100	1	09/10/21	09/13/21 13:55	CWK
Thallium	ND		ug/L	1.00	1.00	1	09/10/21	09/13/21 13:55	CWK
Vanadium	ND		ug/L	1.00	1.00	1	09/10/21	09/13/21 13:55	CWK
Zinc	ND		ug/L	4.00	4.00	1	09/10/21	09/13/21 13:55	CWK



Rabecka Koons, Quality Assurance Officer

The results in this report apply to the samples analyzed in accordance with the chain of custody document. This analytical report must be reproduced in its entirety.

Project: GUDE LANDFILL

Project Number: 1556404
Project Manager: Laura Oakes

Report revised to include acrylonitrile. Consolidated report to include all results for all work orders listed on pages 2-4.

Reported:
09/24/21 11:41

0B07A

1090717-01 (Nonpotable Water)
Sample Date: 09/07/21

Analyte	Result	Notes	Units	Reporting Limit (MRL)	Detection Limit (LOD)	Dilution	Prepared	Analyzed	Analyst
Chemical Oxygen Demand by EPA 410.4 Prepared by COD (03) Prep									
COD	25.8		mg/L	3.0	3.0	1	09/09/21	09/09/21 16:46	CRP
Conductivity by SM2510 Prepared by Conductivity									
Conductivity	1200		uS/cm			1	09/08/21	09/08/21 15:46	AD
Anions by EPA 300.0 Prepared by 300.0 Anions Prep									
Chloride	266	QB-01, B	mg/L	0.500	0.500	1	09/08/21	09/09/21 02:21	ZZZ
Nitrate	4.45		mg/L	0.050	0.050	1	09/08/21	09/09/21 02:21	ZZZ
Nitrate (as N)	1.00		mg/L	0.011	0.011	1	09/08/21	09/09/21 02:21	ZZZ
Sulfate	46.6		mg/L	0.3	0.3	1	09/08/21	09/09/21 02:21	ZZZ
Total Suspended Solids by USGS I-3765-85 Prepared by TSS PREP									
Solids, Suspended	3.8		mg/L	2.5	2.5	1	09/10/21	09/13/21 13:59	ART
Total Dissolved Solids by SM 2540C Prepared by TDS Prep									
Solids, Dissolved	664		mg/L	10.0	10.0	1	09/13/21	09/14/21 14:29	CRP
EPA 350.1 Performed at Pace Analytical Services, LLC - Ormond Beach Lab									
Nitrogen, Ammonia	ND		mg/L	0.050	0.035	1	09/20/21	09/20/21 13:37	RRB
SM 2320B Performed at Pace Analytical Services, LLC - Ormond Beach Lab									
Alkalinity, Total as CaCO3	150		mg/L	5.0	5.0	1	09/17/21	09/17/21 11:16	AGS



Rabecka Koons, Quality Assurance Officer

The results in this report apply to the samples analyzed in accordance with the chain of custody document. This analytical report must be reproduced in its entirety.

Project: GUDE LANDFILL

Project Number: 1556404
Project Manager: Laura Oakes

Report revised to include acrylonitrile. Consolidated report to include all results for all work orders listed on pages 2-4.
Reported:

09/24/21 11:41

0B07

1090717-02 (Nonpotable Water)
Sample Date: 09/07/21

Analyte	Result	Notes	Units	Reporting Limit (MRL)	Detection Limit (LOD)	Dilution	Prepared	Analyzed	Analyst
pH measurement by EPA 9040C Prepared by pH (Paper or Meter)									
pH	6.53	O-07	pH Units			1	09/07/21	09/07/21 18:12	ART
Turbidity by EPA 180.1 Prepared by Turbidity Prep									
Turbidity	13.9		NTU	0.500	0.110	1	09/08/21	09/08/21 09:56	CRP
Volatile Organics by EPA 8260B (GC/MS) Prepared by GCMS-WATER-VOLATILES									
Acetone	ND		ug/L	5.0	5.0	1	09/09/21	09/09/21 21:46	AS
Acrylonitrile	ND		ug/L	5.0	5.0	1	09/09/21	09/09/21 21:46	AS
Allyl chloride (3-Chloropropylene)	ND		ug/L	1.0	1.0	1	09/09/21	09/09/21 21:46	AS
Benzene	ND		ug/L	1.0	1.0	1	09/09/21	09/09/21 21:46	AS
Bromochloromethane	ND		ug/L	1.0	1.0	1	09/09/21	09/09/21 21:46	AS
Bromodichloromethane	ND		ug/L	1.0	1.0	1	09/09/21	09/09/21 21:46	AS
Bromoform	ND		ug/L	1.0	1.0	1	09/09/21	09/09/21 21:46	AS
Bromomethane	ND		ug/L	1.0	1.0	1	09/09/21	09/09/21 21:46	AS
2-Butanone (MEK)	ND		ug/L	5.0	5.0	1	09/09/21	09/09/21 21:46	AS
Carbon disulfide	ND		ug/L	1.0	1.0	1	09/09/21	09/09/21 21:46	AS
Carbon tetrachloride	ND		ug/L	1.0	1.0	1	09/09/21	09/09/21 21:46	AS
Chlorobenzene	ND		ug/L	1.0	1.0	1	09/09/21	09/09/21 21:46	AS
Chloroethane	ND		ug/L	1.0	1.0	1	09/09/21	09/09/21 21:46	AS
Chloroform	ND		ug/L	1.0	1.0	1	09/09/21	09/09/21 21:46	AS
Chloromethane	ND		ug/L	1.0	1.0	1	09/09/21	09/09/21 21:46	AS
Chloroprene	ND		ug/L	1.0	1.0	1	09/09/21	09/09/21 21:46	AS
Dibromochloromethane	ND		ug/L	1.0	1.0	1	09/09/21	09/09/21 21:46	AS
1,2-Dibromo-3-chloropropane	ND		ug/L	1.0	1.0	1	09/09/21	09/09/21 21:46	AS
1,2-Dibromoethane (EDB)	ND		ug/L	1.0	1.0	1	09/09/21	09/09/21 21:46	AS
Dibromomethane	ND		ug/L	1.0	1.0	1	09/09/21	09/09/21 21:46	AS
1,2-Dichlorobenzene	ND		ug/L	1.0	1.0	1	09/09/21	09/09/21 21:46	AS
1,4-Dichlorobenzene	ND		ug/L	1.0	1.0	1	09/09/21	09/09/21 21:46	AS
trans-1,4-Dichloro-2-butene	ND		ug/L	1.0	1.0	1	09/09/21	09/09/21 21:46	AS
1,1-Dichloroethane	ND		ug/L	1.0	1.0	1	09/09/21	09/09/21 21:46	AS
1,2-Dichloroethane	ND		ug/L	1.0	1.0	1	09/09/21	09/09/21 21:46	AS
1,1-Dichloroethene	ND		ug/L	1.0	1.0	1	09/09/21	09/09/21 21:46	AS
cis-1,2-Dichloroethene	1.3		ug/L	1.0	1.0	1	09/09/21	09/09/21 21:46	AS
trans-1,2-Dichloroethene	ND		ug/L	1.0	1.0	1	09/09/21	09/09/21 21:46	AS



Rabecka Koons, Quality Assurance Officer

The results in this report apply to the samples analyzed in accordance with the chain of custody document. This analytical report must be reproduced in its entirety.

Project: GUDE LANDFILL

Project Number: 1556404
Project Manager: Laura Oakes

Report revised to include acrylonitrile. Consolidated report to include all results for all work orders listed on pages 2-4.
Reported:

09/24/21 11:41

0B07

1090717-02 (Nonpotable Water)
Sample Date: 09/07/21

Analyte	Result	Notes	Units	Reporting Limit (MRL)	Detection Limit (LOD)	Dilution	Prepared	Analyzed	Analyst
Volatile Organics by EPA 8260B (GC/MS) Prepared by GCMS-WATER-VOLATILES (continued)									
1,2-Dichloropropane	ND		ug/L	1.0	1.0	1	09/09/21	09/09/21 21:46	AS
1,3-Dichloropropane	ND		ug/L	1.0	1.0	1	09/09/21	09/09/21 21:46	AS
2,2-Dichloropropane	ND		ug/L	1.0	1.0	1	09/09/21	09/09/21 21:46	AS
1,1-Dichloropropene	ND		ug/L	1.0	1.0	1	09/09/21	09/09/21 21:46	AS
cis-1,3-Dichloropropene	ND		ug/L	1.0	1.0	1	09/09/21	09/09/21 21:46	AS
trans-1,3-Dichloropropene	ND		ug/L	1.0	1.0	1	09/09/21	09/09/21 21:46	AS
Ethyl methacrylate	ND		ug/L	5.0	5.0	1	09/09/21	09/09/21 21:46	AS
Ethylbenzene	ND		ug/L	1.0	1.0	1	09/09/21	09/09/21 21:46	AS
2-Hexanone	ND		ug/L	5.0	5.0	1	09/09/21	09/09/21 21:46	AS
Isobutanol	ND		ug/L	100	100	1	09/09/21	09/09/21 21:46	AS
Iodomethane	ND		ug/L	1.0	1.0	1	09/09/21	09/09/21 21:46	AS
Methyl tert-butyl ether (MTBE)	ND		ug/L	1.0	1.0	1	09/09/21	09/09/21 21:46	AS
4-Methyl-2-pentanone	ND		ug/L	5.0	5.0	1	09/09/21	09/09/21 21:46	AS
Methylene chloride	ND		ug/L	1.0	1.0	1	09/09/21	09/09/21 21:46	AS
Methyl methacrylate	ND		ug/L	5.0	5.0	1	09/09/21	09/09/21 21:46	AS
Styrene	ND		ug/L	1.0	1.0	1	09/09/21	09/09/21 21:46	AS
1,1,1,2-Tetrachloroethane	ND		ug/L	1.0	1.0	1	09/09/21	09/09/21 21:46	AS
1,1,2,2-Tetrachloroethane	ND		ug/L	1.0	1.0	1	09/09/21	09/09/21 21:46	AS
Tetrachloroethene	ND		ug/L	1.0	1.0	1	09/09/21	09/09/21 21:46	AS
Toluene	ND		ug/L	1.0	1.0	1	09/09/21	09/09/21 21:46	AS
1,1,1-Trichloroethane	ND		ug/L	1.0	1.0	1	09/09/21	09/09/21 21:46	AS
1,1,2-Trichloroethane	ND		ug/L	1.0	1.0	1	09/09/21	09/09/21 21:46	AS
Trichloroethene	ND		ug/L	1.0	1.0	1	09/09/21	09/09/21 21:46	AS
Trichlorofluoromethane (Freon 11)	ND		ug/L	1.0	1.0	1	09/09/21	09/09/21 21:46	AS
1,2,3-Trichloropropane	ND		ug/L	1.0	1.0	1	09/09/21	09/09/21 21:46	AS
Vinyl acetate	ND		ug/L	1.0	1.0	1	09/09/21	09/09/21 21:46	AS
Vinyl chloride	ND		ug/L	1.0	1.0	1	09/09/21	09/09/21 21:46	AS
o-Xylene	ND		ug/L	1.0	1.0	1	09/09/21	09/09/21 21:46	AS
m- & p-Xylenes	ND		ug/L	1.0	1.0	1	09/09/21	09/09/21 21:46	AS
Surrogate: 1,2-Dichloroethane-d4			70-130	109 %	09/09/21		09/09/21 21:46		
Surrogate: Toluene-d8			75-120	111 %	09/09/21		09/09/21 21:46		
Surrogate: 4-Bromofluorobenzene			75-120	93 %	09/09/21		09/09/21 21:46		

Rabecka Koons

The results in this report apply to the samples analyzed in accordance with the chain of custody document. This analytical report must be reproduced in its entirety.

Rabecka Koons, Quality Assurance Officer

Project: GUDE LANDFILL

Project Number: 1556404
Project Manager: Laura Oakes

Report revised to include acrylonitrile. Consolidated report to include all results for all work orders listed on pages 2-4.
Reported:

09/24/21 11:41

0B07

1090717-02 (Nonpotable Water)
Sample Date: 09/07/21

Analyte	Result	Notes	Units	Reporting Limit (MRL)	Detection Limit (LOD)	Dilution	Prepared	Analyzed	Analyst
EDB and DBCP by EPA 8011 Prepared by 504.1 EDB/DBCP									
1,2-Dibromo-3-chloropropane	ND		ug/L	0.047	0.047	1	09/15/21	09/15/21 18:05	EH
1,2-Dibromoethane (EDB)	ND		ug/L	0.019	0.019	1	09/15/21	09/15/21 18:05	EH
Total Metals Analysis by EPA 6020B Prepared by 3010A-Metals Digestion									
Hardness as CaCO3	545000		ug/L	2500	2500	5	09/10/21	09/13/21 16:34	CWK
Antimony	ND		ug/L	1.00	1.00	1	09/10/21	09/13/21 13:58	CWK
Arsenic	ND		ug/L	1.00	1.00	1	09/10/21	09/13/21 13:58	CWK
Barium	39.1		ug/L	1.00	1.00	1	09/10/21	09/13/21 13:58	CWK
Beryllium	ND		ug/L	1.00	1.00	1	09/10/21	09/13/21 13:58	CWK
Cadmium	ND		ug/L	1.00	1.00	1	09/10/21	09/13/21 13:58	CWK
Calcium	134000		ug/L	400	400	5	09/10/21	09/13/21 16:34	CWK
Chromium	1.61		ug/L	1.00	1.00	1	09/10/21	09/13/21 13:58	CWK
Cobalt	ND		ug/L	1.00	1.00	1	09/10/21	09/13/21 13:58	CWK
Copper	4.58		ug/L	1.00	1.00	1	09/10/21	09/13/21 13:58	CWK
Iron	825		ug/L	100	5.00	1	09/10/21	09/13/21 13:58	CWK
Lead	1.38		ug/L	1.00	1.00	1	09/10/21	09/13/21 13:58	CWK
Magnesium	51000		ug/L	500	500	5	09/10/21	09/13/21 16:34	CWK
Manganese	96.8		ug/L	1.00	1.00	1	09/10/21	09/13/21 13:58	CWK
Mercury	0.673		ug/L	0.100	0.100	1	09/10/21	09/13/21 13:58	CWK
Nickel	1.88		ug/L	1.00	1.00	1	09/10/21	09/13/21 13:58	CWK
Potassium	3710		ug/L	100	100	1	09/10/21	09/13/21 13:58	CWK
Selenium	ND		ug/L	1.00	1.00	1	09/10/21	09/13/21 13:58	CWK
Silver	ND		ug/L	1.00	1.00	1	09/10/21	09/13/21 13:58	CWK
Sodium	24800		ug/L	100	100	1	09/10/21	09/13/21 13:58	CWK
Thallium	ND		ug/L	1.00	1.00	1	09/10/21	09/13/21 13:58	CWK
Vanadium	2.01		ug/L	1.00	1.00	1	09/10/21	09/13/21 13:58	CWK
Zinc	ND		ug/L	4.00	4.00	1	09/10/21	09/13/21 13:58	CWK



Rabecka Koons, Quality Assurance Officer

The results in this report apply to the samples analyzed in accordance with the chain of custody document. This analytical report must be reproduced in its entirety.

Project: GUDE LANDFILL

Project Number: 1556404
Project Manager: Laura Oakes

Report revised to include acrylonitrile. Consolidated report to include all results for all work orders listed on pages 2-4.

Reported:
09/24/21 11:41

0B07

1090717-02 (Nonpotable Water)
Sample Date: 09/07/21

Analyte	Result	Notes	Units	Reporting Limit (MRL)	Detection Limit (LOD)	Dilution	Prepared	Analyzed	Analyst
Chemical Oxygen Demand by EPA 410.4 Prepared by COD (03) Prep									
COD	33.1		mg/L	3.0	3.0	1	09/09/21	09/09/21 16:46	CRP
Conductivity by SM2510 Prepared by Conductivity									
Conductivity	1230		uS/cm			1	09/08/21	09/08/21 15:46	AD
Anions by EPA 300.0 Prepared by 300.0 Anions Prep									
Chloride	238	QB-01, B	mg/L	0.500	0.500	1	09/08/21	09/09/21 02:42	ZZZ
Nitrate	3.42		mg/L	0.050	0.050	1	09/08/21	09/09/21 02:42	ZZZ
Nitrate (as N)	0.772		mg/L	0.011	0.011	1	09/08/21	09/09/21 02:42	ZZZ
Sulfate	47.8		mg/L	0.3	0.3	1	09/08/21	09/09/21 02:42	ZZZ
Total Suspended Solids by USGS I-3765-85 Prepared by TSS PREP									
Solids, Suspended	12.2		mg/L	2.6	2.6	1	09/10/21	09/13/21 13:59	ART
Total Dissolved Solids by SM 2540C Prepared by TDS Prep									
Solids, Dissolved	692		mg/L	10.0	10.0	1	09/13/21	09/14/21 14:29	CRP
EPA 350.1 Performed at Pace Analytical Services, LLC - Ormond Beach Lab									
Nitrogen, Ammonia	ND		mg/L	0.050	0.035	1	09/20/21	09/20/21 13:38	RRB
SM 2320B Performed at Pace Analytical Services, LLC - Ormond Beach Lab									
Alkalinity, Total as CaCO3	228		mg/L	5.0	5.0	1	09/17/21	09/17/21 11:23	AGS



Rabecka Koons, Quality Assurance Officer

The results in this report apply to the samples analyzed in accordance with the chain of custody document. This analytical report must be reproduced in its entirety.

Project: GUDE LANDFILL

Project Number: 1556404
Project Manager: Laura Oakes

Report revised to include acrylonitrile. Consolidated report to include all results for all work orders listed on pages 2-4.
Reported:

09/24/21 11:41

0B06

1090717-03 (Nonpotable Water)
Sample Date: 09/07/21

Analyte	Result	Notes	Units	Reporting Limit (MRL)	Detection Limit (LOD)	Dilution	Prepared	Analyzed	Analyst
pH measurement by EPA 9040C Prepared by pH (Paper or Meter)									
pH	6.14	O-07	pH Units			1	09/07/21	09/07/21 18:12	ART
Turbidity by EPA 180.1 Prepared by Turbidity Prep									
Turbidity	38.9		NTU	0.500	0.110	1	09/08/21	09/08/21 10:00	CRP
Volatile Organics by EPA 8260B (GC/MS) Prepared by GCMS-WATER-VOLATILES									
Acetone	ND		ug/L	5.0	5.0	1	09/09/21	09/09/21 22:08	AS
Acrylonitrile	ND		ug/L	5.0	5.0	1	09/09/21	09/09/21 22:08	AS
Allyl chloride (3-Chloropropylene)	ND		ug/L	1.0	1.0	1	09/09/21	09/09/21 22:08	AS
Benzene	ND		ug/L	1.0	1.0	1	09/09/21	09/09/21 22:08	AS
Bromochloromethane	ND		ug/L	1.0	1.0	1	09/09/21	09/09/21 22:08	AS
Bromodichloromethane	ND		ug/L	1.0	1.0	1	09/09/21	09/09/21 22:08	AS
Bromoform	ND		ug/L	1.0	1.0	1	09/09/21	09/09/21 22:08	AS
Bromomethane	ND		ug/L	1.0	1.0	1	09/09/21	09/09/21 22:08	AS
2-Butanone (MEK)	ND		ug/L	5.0	5.0	1	09/09/21	09/09/21 22:08	AS
Carbon disulfide	ND		ug/L	1.0	1.0	1	09/09/21	09/09/21 22:08	AS
Carbon tetrachloride	ND		ug/L	1.0	1.0	1	09/09/21	09/09/21 22:08	AS
Chlorobenzene	1.5		ug/L	1.0	1.0	1	09/09/21	09/09/21 22:08	AS
Chloroethane	ND		ug/L	1.0	1.0	1	09/09/21	09/09/21 22:08	AS
Chloroform	ND		ug/L	1.0	1.0	1	09/09/21	09/09/21 22:08	AS
Chloromethane	ND		ug/L	1.0	1.0	1	09/09/21	09/09/21 22:08	AS
Chloroprene	ND		ug/L	1.0	1.0	1	09/09/21	09/09/21 22:08	AS
Dibromochloromethane	ND		ug/L	1.0	1.0	1	09/09/21	09/09/21 22:08	AS
1,2-Dibromo-3-chloropropane	ND		ug/L	1.0	1.0	1	09/09/21	09/09/21 22:08	AS
1,2-Dibromoethane (EDB)	ND		ug/L	1.0	1.0	1	09/09/21	09/09/21 22:08	AS
Dibromomethane	ND		ug/L	1.0	1.0	1	09/09/21	09/09/21 22:08	AS
1,2-Dichlorobenzene	ND		ug/L	1.0	1.0	1	09/09/21	09/09/21 22:08	AS
1,4-Dichlorobenzene	1.1		ug/L	1.0	1.0	1	09/09/21	09/09/21 22:08	AS
trans-1,4-Dichloro-2-butene	ND		ug/L	1.0	1.0	1	09/09/21	09/09/21 22:08	AS
1,1-Dichloroethane	ND		ug/L	1.0	1.0	1	09/09/21	09/09/21 22:08	AS
1,2-Dichloroethane	ND		ug/L	1.0	1.0	1	09/09/21	09/09/21 22:08	AS
1,1-Dichloroethene	ND		ug/L	1.0	1.0	1	09/09/21	09/09/21 22:08	AS
cis-1,2-Dichloroethene	ND		ug/L	1.0	1.0	1	09/09/21	09/09/21 22:08	AS
trans-1,2-Dichloroethene	ND		ug/L	1.0	1.0	1	09/09/21	09/09/21 22:08	AS

The results in this report apply to the samples analyzed in accordance with the chain of custody document. This analytical report must be reproduced in its entirety.



Rabecka Koons, Quality Assurance Officer

Project: GUDE LANDFILL

Project Number: 1556404
Project Manager: Laura Oakes

Report revised to include acrylonitrile. Consolidated report to include all results for all work orders listed on pages 2-4.
Reported:

09/24/21 11:41

0B06

1090717-03 (Nonpotable Water)
Sample Date: 09/07/21

Analyte	Result	Notes	Units	Reporting Limit (MRL)	Detection Limit (LOD)	Dilution	Prepared	Analyzed	Analyst
Volatile Organics by EPA 8260B (GC/MS) Prepared by GCMS-WATER-VOLATILES (continued)									
1,2-Dichloropropane	ND		ug/L	1.0	1.0	1	09/09/21	09/09/21 22:08	AS
1,3-Dichloropropane	ND		ug/L	1.0	1.0	1	09/09/21	09/09/21 22:08	AS
2,2-Dichloropropane	ND		ug/L	1.0	1.0	1	09/09/21	09/09/21 22:08	AS
1,1-Dichloropropene	ND		ug/L	1.0	1.0	1	09/09/21	09/09/21 22:08	AS
cis-1,3-Dichloropropene	ND		ug/L	1.0	1.0	1	09/09/21	09/09/21 22:08	AS
trans-1,3-Dichloropropene	ND		ug/L	1.0	1.0	1	09/09/21	09/09/21 22:08	AS
Ethyl methacrylate	ND		ug/L	5.0	5.0	1	09/09/21	09/09/21 22:08	AS
Ethylbenzene	ND		ug/L	1.0	1.0	1	09/09/21	09/09/21 22:08	AS
2-Hexanone	ND		ug/L	5.0	5.0	1	09/09/21	09/09/21 22:08	AS
Isobutanol	ND		ug/L	100	100	1	09/09/21	09/09/21 22:08	AS
Iodomethane	ND		ug/L	1.0	1.0	1	09/09/21	09/09/21 22:08	AS
Methyl tert-butyl ether (MTBE)	ND		ug/L	1.0	1.0	1	09/09/21	09/09/21 22:08	AS
4-Methyl-2-pentanone	ND		ug/L	5.0	5.0	1	09/09/21	09/09/21 22:08	AS
Methylene chloride	ND		ug/L	1.0	1.0	1	09/09/21	09/09/21 22:08	AS
Methyl methacrylate	ND		ug/L	5.0	5.0	1	09/09/21	09/09/21 22:08	AS
Styrene	ND		ug/L	1.0	1.0	1	09/09/21	09/09/21 22:08	AS
1,1,1,2-Tetrachloroethane	ND		ug/L	1.0	1.0	1	09/09/21	09/09/21 22:08	AS
1,1,2,2-Tetrachloroethane	ND		ug/L	1.0	1.0	1	09/09/21	09/09/21 22:08	AS
Tetrachloroethene	ND		ug/L	1.0	1.0	1	09/09/21	09/09/21 22:08	AS
Toluene	ND		ug/L	1.0	1.0	1	09/09/21	09/09/21 22:08	AS
1,1,1-Trichloroethane	ND		ug/L	1.0	1.0	1	09/09/21	09/09/21 22:08	AS
1,1,2-Trichloroethane	ND		ug/L	1.0	1.0	1	09/09/21	09/09/21 22:08	AS
Trichloroethene	ND		ug/L	1.0	1.0	1	09/09/21	09/09/21 22:08	AS
Trichlorofluoromethane (Freon 11)	ND		ug/L	1.0	1.0	1	09/09/21	09/09/21 22:08	AS
1,2,3-Trichloropropane	ND		ug/L	1.0	1.0	1	09/09/21	09/09/21 22:08	AS
Vinyl acetate	ND		ug/L	1.0	1.0	1	09/09/21	09/09/21 22:08	AS
Vinyl chloride	ND		ug/L	1.0	1.0	1	09/09/21	09/09/21 22:08	AS
o-Xylene	ND		ug/L	1.0	1.0	1	09/09/21	09/09/21 22:08	AS
m- & p-Xylenes	ND		ug/L	1.0	1.0	1	09/09/21	09/09/21 22:08	AS
Surrogate: 1,2-Dichloroethane-d4			70-130	109 %	09/09/21		09/09/21 22:08		
Surrogate: Toluene-d8			75-120	112 %	09/09/21		09/09/21 22:08		
Surrogate: 4-Bromofluorobenzene			75-120	94 %	09/09/21		09/09/21 22:08		



Rabecka Koons, Quality Assurance Officer

The results in this report apply to the samples analyzed in accordance with the chain of custody document. This analytical report must be reproduced in its entirety.

Project: GUDE LANDFILL

Report revised to include acrylonitrile. Consolidated report to include all results for all work orders listed on pages 2-4.

Project Number: 1556404

Project Manager: Laura Oakes

Reported:

09/24/21 11:41

0B06

1090717-03 (Nonpotable Water)

Sample Date: 09/07/21

Analyte	Result	Notes	Units	Reporting Limit (MRL)	Detection Limit (LOD)	Dilution	Prepared	Analyzed	Analyst
EDB and DBCP by EPA 8011 Prepared by 504.1 EDB/DBCP									
1,2-Dibromo-3-chloropropane	ND		ug/L	0.047	0.047	1	09/15/21	09/15/21 18:23	EH
1,2-Dibromoethane (EDB)	ND		ug/L	0.019	0.019	1	09/15/21	09/15/21 18:23	EH
Total Metals Analysis by EPA 6020B Prepared by 3010A-Metals Digestion									
Hardness as CaCO3	573000		ug/L	2500	2500	5	09/10/21	09/13/21 16:37	CWK
Antimony	ND		ug/L	1.00	1.00	1	09/10/21	09/13/21 14:00	CWK
Arsenic	ND		ug/L	1.00	1.00	1	09/10/21	09/13/21 14:00	CWK
Barium	186		ug/L	1.00	1.00	1	09/10/21	09/13/21 14:00	CWK
Beryllium	ND		ug/L	1.00	1.00	1	09/10/21	09/13/21 14:00	CWK
Cadmium	ND		ug/L	1.00	1.00	1	09/10/21	09/13/21 14:00	CWK
Calcium	127000		ug/L	400	400	5	09/10/21	09/13/21 16:37	CWK
Chromium	12.2		ug/L	1.00	1.00	1	09/10/21	09/13/21 14:00	CWK
Cobalt	5.31		ug/L	1.00	1.00	1	09/10/21	09/13/21 14:00	CWK
Copper	9.57		ug/L	1.00	1.00	1	09/10/21	09/13/21 14:00	CWK
Iron	3980		ug/L	100	5.00	1	09/10/21	09/13/21 14:00	CWK
Lead	2.21		ug/L	1.00	1.00	1	09/10/21	09/13/21 14:00	CWK
Magnesium	61800		ug/L	500	500	5	09/10/21	09/13/21 16:37	CWK
Manganese	673		ug/L	1.00	1.00	1	09/10/21	09/13/21 14:00	CWK
Mercury	0.594		ug/L	0.100	0.100	1	09/10/21	09/13/21 14:00	CWK
Nickel	17.1		ug/L	1.00	1.00	1	09/10/21	09/13/21 14:00	CWK
Potassium	5140		ug/L	100	100	1	09/10/21	09/13/21 14:00	CWK
Selenium	ND		ug/L	1.00	1.00	1	09/10/21	09/13/21 14:00	CWK
Silver	1.56		ug/L	1.00	1.00	1	09/10/21	09/13/21 14:00	CWK
Sodium	138000		ug/L	500	500	5	09/10/21	09/13/21 16:37	CWK
Thallium	ND		ug/L	1.00	1.00	1	09/10/21	09/13/21 14:00	CWK
Vanadium	3.84		ug/L	1.00	1.00	1	09/10/21	09/13/21 14:00	CWK
Zinc	31.0		ug/L	4.00	4.00	1	09/10/21	09/13/21 14:00	CWK

Rabecka Koons

The results in this report apply to the samples analyzed in accordance with the chain of custody document. This analytical report must be reproduced in its entirety.

Rabecka Koons, Quality Assurance Officer

Project: GUDE LANDFILL

Project Number: 1556404
Project Manager: Laura Oakes

Report revised to include acrylonitrile. Consolidated report to include all results for all work orders listed on pages 2-4.
Reported:

09/24/21 11:41

0B06

1090717-03 (Nonpotable Water)
Sample Date: 09/07/21

Analyte	Result	Notes	Units	Reporting Limit (MRL)	Detection Limit (LOD)	Dilution	Prepared	Analyzed	Analyst
Chemical Oxygen Demand by EPA 410.4 Prepared by COD (03) Prep									
COD	57.7		mg/L	3.0	3.0	1	09/09/21	09/09/21 16:47	CRP
Conductivity by SM2510 Prepared by Conductivity									
Conductivity	1820		uS/cm			1	09/08/21	09/08/21 15:46	AD
Anions by EPA 300.0 Prepared by 300.0 Anions Prep									
Chloride	350	QB-01, B	mg/L	0.500	0.500	1	09/08/21	09/09/21 03:04	ZZZ
Nitrate	0.744		mg/L	0.050	0.050	1	09/08/21	09/09/21 03:04	ZZZ
Nitrate (as N)	0.168		mg/L	0.011	0.011	1	09/08/21	09/09/21 03:04	ZZZ
Sulfate	102		mg/L	0.3	0.3	1	09/08/21	09/09/21 03:04	ZZZ
Total Suspended Solids by USGS I-3765-85 Prepared by TSS PREP									
Solids, Suspended	250		mg/L	7.6	7.6	1	09/10/21	09/13/21 13:59	ART
Total Dissolved Solids by SM 2540C Prepared by TDS Prep									
Solids, Dissolved	1040		mg/L	10.0	10.0	1	09/13/21	09/14/21 14:29	CRP
EPA 350.1 Performed at Pace Analytical Services, LLC - Ormond Beach Lab									
Nitrogen, Ammonia	ND		mg/L	0.050	0.035	1	09/20/21	09/20/21 13:43	RRB
SM 2320B Performed at Pace Analytical Services, LLC - Ormond Beach Lab									
Alkalinity, Total as CaCO3	332		mg/L	5.0	5.0	1	09/17/21	09/17/21 11:30	AGS



Rabecka Koons, Quality Assurance Officer

The results in this report apply to the samples analyzed in accordance with the chain of custody document. This analytical report must be reproduced in its entirety.

Project: GUDE LANDFILL

Project Number: 1556404
Project Manager: Laura Oakes

Report revised to include acrylonitrile. Consolidated report to include all results for all work orders listed on pages 2-4.
Reported:

09/24/21 11:41

0B102

1090717-04 (Nonpotable Water)
Sample Date: 09/07/21

Analyte	Result	Notes	Units	Reporting Limit (MRL)	Detection Limit (LOD)	Dilution	Prepared	Analyzed	Analyst
pH measurement by EPA 9040C Prepared by pH (Paper or Meter)									
pH	6.76	O-07	pH Units			1	09/07/21	09/07/21 18:12	ART
Turbidity by EPA 180.1 Prepared by Turbidity Prep									
Turbidity	20.4		NTU	0.500	0.110	1	09/08/21	09/08/21 10:05	CRP
Volatile Organics by EPA 8260B (GC/MS) Prepared by GCMS-WATER-VOLATILES									
Acetone	ND		ug/L	5.0	5.0	1	09/09/21	09/09/21 22:31	AS
Acrylonitrile	ND		ug/L	5.0	5.0	1	09/09/21	09/09/21 22:31	AS
Allyl chloride (3-Chloropropylene)	ND		ug/L	1.0	1.0	1	09/09/21	09/09/21 22:31	AS
Benzene	ND		ug/L	1.0	1.0	1	09/09/21	09/09/21 22:31	AS
Bromochloromethane	ND		ug/L	1.0	1.0	1	09/09/21	09/09/21 22:31	AS
Bromodichloromethane	ND		ug/L	1.0	1.0	1	09/09/21	09/09/21 22:31	AS
Bromoform	ND		ug/L	1.0	1.0	1	09/09/21	09/09/21 22:31	AS
Bromomethane	ND		ug/L	1.0	1.0	1	09/09/21	09/09/21 22:31	AS
2-Butanone (MEK)	ND		ug/L	5.0	5.0	1	09/09/21	09/09/21 22:31	AS
Carbon disulfide	ND		ug/L	1.0	1.0	1	09/09/21	09/09/21 22:31	AS
Carbon tetrachloride	ND		ug/L	1.0	1.0	1	09/09/21	09/09/21 22:31	AS
Chlorobenzene	3.2		ug/L	1.0	1.0	1	09/09/21	09/09/21 22:31	AS
Chloroethane	ND		ug/L	1.0	1.0	1	09/09/21	09/09/21 22:31	AS
Chloroform	ND		ug/L	1.0	1.0	1	09/09/21	09/09/21 22:31	AS
Chloromethane	ND		ug/L	1.0	1.0	1	09/09/21	09/09/21 22:31	AS
Chloroprene	ND		ug/L	1.0	1.0	1	09/09/21	09/09/21 22:31	AS
Dibromochloromethane	ND		ug/L	1.0	1.0	1	09/09/21	09/09/21 22:31	AS
1,2-Dibromo-3-chloropropane	ND		ug/L	1.0	1.0	1	09/09/21	09/09/21 22:31	AS
1,2-Dibromoethane (EDB)	ND		ug/L	1.0	1.0	1	09/09/21	09/09/21 22:31	AS
Dibromomethane	ND		ug/L	1.0	1.0	1	09/09/21	09/09/21 22:31	AS
1,2-Dichlorobenzene	ND		ug/L	1.0	1.0	1	09/09/21	09/09/21 22:31	AS
1,4-Dichlorobenzene	1.8		ug/L	1.0	1.0	1	09/09/21	09/09/21 22:31	AS
trans-1,4-Dichloro-2-butene	ND		ug/L	1.0	1.0	1	09/09/21	09/09/21 22:31	AS
1,1-Dichloroethane	ND		ug/L	1.0	1.0	1	09/09/21	09/09/21 22:31	AS
1,2-Dichloroethane	ND		ug/L	1.0	1.0	1	09/09/21	09/09/21 22:31	AS
1,1-Dichloroethene	ND		ug/L	1.0	1.0	1	09/09/21	09/09/21 22:31	AS
cis-1,2-Dichloroethene	ND		ug/L	1.0	1.0	1	09/09/21	09/09/21 22:31	AS
trans-1,2-Dichloroethene	ND		ug/L	1.0	1.0	1	09/09/21	09/09/21 22:31	AS



Rabecka Koons, Quality Assurance Officer

The results in this report apply to the samples analyzed in accordance with the chain of custody document. This analytical report must be reproduced in its entirety.

Project: GUDE LANDFILL

Project Number: 1556404
Project Manager: Laura Oakes

Report revised to include acrylonitrile. Consolidated report to include all results for all work orders listed on pages 2-4.
Reported:

09/24/21 11:41

0B102

**1090717-04 (Nonpotable Water)
Sample Date: 09/07/21**

Analyte	Result	Notes	Units	Reporting Limit (MRL)	Detection Limit (LOD)	Dilution	Prepared	Analyzed	Analyst
Volatile Organics by EPA 8260B (GC/MS) Prepared by GCMS-WATER-VOLATILES (continued)									
1,2-Dichloropropane	ND		ug/L	1.0	1.0	1	09/09/21	09/09/21 22:31	AS
1,3-Dichloropropane	ND		ug/L	1.0	1.0	1	09/09/21	09/09/21 22:31	AS
2,2-Dichloropropane	ND		ug/L	1.0	1.0	1	09/09/21	09/09/21 22:31	AS
1,1-Dichloropropene	ND		ug/L	1.0	1.0	1	09/09/21	09/09/21 22:31	AS
cis-1,3-Dichloropropene	ND		ug/L	1.0	1.0	1	09/09/21	09/09/21 22:31	AS
trans-1,3-Dichloropropene	ND		ug/L	1.0	1.0	1	09/09/21	09/09/21 22:31	AS
Ethyl methacrylate	ND		ug/L	5.0	5.0	1	09/09/21	09/09/21 22:31	AS
Ethylbenzene	ND		ug/L	1.0	1.0	1	09/09/21	09/09/21 22:31	AS
2-Hexanone	ND		ug/L	5.0	5.0	1	09/09/21	09/09/21 22:31	AS
Isobutanol	ND		ug/L	100	100	1	09/09/21	09/09/21 22:31	AS
Iodomethane	ND		ug/L	1.0	1.0	1	09/09/21	09/09/21 22:31	AS
Methyl tert-butyl ether (MTBE)	ND		ug/L	1.0	1.0	1	09/09/21	09/09/21 22:31	AS
4-Methyl-2-pentanone	ND		ug/L	5.0	5.0	1	09/09/21	09/09/21 22:31	AS
Methylene chloride	ND		ug/L	1.0	1.0	1	09/09/21	09/09/21 22:31	AS
Methyl methacrylate	ND		ug/L	5.0	5.0	1	09/09/21	09/09/21 22:31	AS
Styrene	ND		ug/L	1.0	1.0	1	09/09/21	09/09/21 22:31	AS
1,1,1,2-Tetrachloroethane	ND		ug/L	1.0	1.0	1	09/09/21	09/09/21 22:31	AS
1,1,2,2-Tetrachloroethane	ND		ug/L	1.0	1.0	1	09/09/21	09/09/21 22:31	AS
Tetrachloroethene	ND		ug/L	1.0	1.0	1	09/09/21	09/09/21 22:31	AS
Toluene	ND		ug/L	1.0	1.0	1	09/09/21	09/09/21 22:31	AS
1,1,1-Trichloroethane	ND		ug/L	1.0	1.0	1	09/09/21	09/09/21 22:31	AS
1,1,2-Trichloroethane	ND		ug/L	1.0	1.0	1	09/09/21	09/09/21 22:31	AS
Trichloroethene	ND		ug/L	1.0	1.0	1	09/09/21	09/09/21 22:31	AS
Trichlorofluoromethane (Freon 11)	ND		ug/L	1.0	1.0	1	09/09/21	09/09/21 22:31	AS
1,2,3-Trichloropropane	ND		ug/L	1.0	1.0	1	09/09/21	09/09/21 22:31	AS
Vinyl acetate	ND		ug/L	1.0	1.0	1	09/09/21	09/09/21 22:31	AS
Vinyl chloride	ND		ug/L	1.0	1.0	1	09/09/21	09/09/21 22:31	AS
o-Xylene	ND		ug/L	1.0	1.0	1	09/09/21	09/09/21 22:31	AS
m- & p-Xylenes	ND		ug/L	1.0	1.0	1	09/09/21	09/09/21 22:31	AS
Surrogate: 1,2-Dichloroethane-d4			70-130	108 %	09/09/21		09/09/21 22:31		
Surrogate: Toluene-d8			75-120	111 %	09/09/21		09/09/21 22:31		
Surrogate: 4-Bromofluorobenzene			75-120	95 %	09/09/21		09/09/21 22:31		

Rabecka Koons

The results in this report apply to the samples analyzed in accordance with the chain of custody document. This analytical report must be reproduced in its entirety.

Rabecka Koons, Quality Assurance Officer

Project: GUDE LANDFILL

Project Number: 1556404
Project Manager: Laura Oakes

Report revised to include acrylonitrile. Consolidated report to include all results for all work orders listed on pages 2-4.
Reported:

09/24/21 11:41

0B102

**1090717-04 (Nonpotable Water)
Sample Date: 09/07/21**

Analyte	Result	Notes	Units	Reporting Limit (MRL)	Detection Limit (LOD)	Dilution	Prepared	Analyzed	Analyst
EDB and DBCP by EPA 8011 Prepared by 504.1 EDB/DBCP									
1,2-Dibromo-3-chloropropane	ND		ug/L	0.048	0.048	1	09/15/21	09/15/21 18:40	EH
1,2-Dibromoethane (EDB)	ND		ug/L	0.019	0.019	1	09/15/21	09/15/21 18:40	EH
Total Metals Analysis by EPA 6020B Prepared by 3010A-Metals Digestion									
Hardness as CaCO3	563000		ug/L	500	500	1	09/10/21	09/13/21 14:03	CWK
Antimony	ND		ug/L	1.00	1.00	1	09/10/21	09/13/21 14:03	CWK
Arsenic	1.04		ug/L	1.00	1.00	1	09/10/21	09/13/21 14:03	CWK
Barium	315		ug/L	1.00	1.00	1	09/10/21	09/13/21 14:03	CWK
Beryllium	ND		ug/L	1.00	1.00	1	09/10/21	09/13/21 14:03	CWK
Cadmium	ND		ug/L	1.00	1.00	1	09/10/21	09/13/21 14:03	CWK
Calcium	85000		ug/L	80.0	80.0	1	09/10/21	09/13/21 14:03	CWK
Chromium	3.44		ug/L	1.00	1.00	1	09/10/21	09/13/21 14:03	CWK
Cobalt	64.2		ug/L	1.00	1.00	1	09/10/21	09/13/21 14:03	CWK
Copper	66.1		ug/L	1.00	1.00	1	09/10/21	09/13/21 14:03	CWK
Iron	908		ug/L	100	5.00	1	09/10/21	09/13/21 14:03	CWK
Lead	1.21		ug/L	1.00	1.00	1	09/10/21	09/13/21 14:03	CWK
Magnesium	85200		ug/L	100	100	1	09/10/21	09/13/21 14:03	CWK
Manganese	3280		ug/L	5.00	5.00	5	09/10/21	09/13/21 16:39	CWK
Mercury	ND		ug/L	0.100	0.100	1	09/10/21	09/13/21 14:03	CWK
Nickel	80.2		ug/L	1.00	1.00	1	09/10/21	09/13/21 14:03	CWK
Potassium	52100		ug/L	100	100	1	09/10/21	09/13/21 14:03	CWK
Selenium	ND		ug/L	1.00	1.00	1	09/10/21	09/13/21 14:03	CWK
Silver	ND		ug/L	1.00	1.00	1	09/10/21	09/13/21 14:03	CWK
Sodium	126000		ug/L	500	500	5	09/10/21	09/13/21 16:39	CWK
Thallium	1.65		ug/L	1.00	1.00	1	09/10/21	09/13/21 14:03	CWK
Vanadium	1.25		ug/L	1.00	1.00	1	09/10/21	09/13/21 14:03	CWK
Zinc	14.2		ug/L	4.00	4.00	1	09/10/21	09/13/21 14:03	CWK



Rabecka Koons, Quality Assurance Officer

The results in this report apply to the samples analyzed in accordance with the chain of custody document. This analytical report must be reproduced in its entirety.

Project: GUDE LANDFILL

Project Number: 1556404
Project Manager: Laura Oakes

Report revised to include acrylonitrile. Consolidated report to include all results for all work orders listed on pages 2-4.
Reported:

09/24/21 11:41

0B102

**1090717-04 (Nonpotable Water)
Sample Date: 09/07/21**

Analyte	Result	Notes	Units	Reporting Limit (MRL)	Detection Limit (LOD)	Dilution	Prepared	Analyzed	Analyst
Chemical Oxygen Demand by EPA 410.4 Prepared by COD (03) Prep									
COD	142		mg/L	15.0	15.0	5	09/10/21	09/10/21 13:48	CRP
Conductivity by SM2510 Prepared by Conductivity									
Conductivity	3.24		uS/cm			1	09/08/21	09/08/21 15:46	AD
Anions by EPA 300.0 Prepared by 300.0 Anions Prep									
Chloride	455	QB-01, B	mg/L	0.500	0.500	1	09/08/21	09/09/21 03:25	ZZZ
Nitrate	ND		mg/L	0.050	0.050	1	09/08/21	09/09/21 03:25	ZZZ
Nitrate (as N)	0.011		mg/L	0.011	0.011	1	09/08/21	09/09/21 03:25	ZZZ
Sulfate	62.9		mg/L	0.3	0.3	1	09/08/21	09/09/21 03:25	ZZZ
Total Suspended Solids by USGS I-3765-85 Prepared by TSS PREP									
Solids, Suspended	34.7		mg/L	3.2	3.2	1	09/10/21	09/13/21 13:59	ART
Total Dissolved Solids by SM 2540C Prepared by TDS Prep									
Solids, Dissolved	1880		mg/L	10.0	10.0	1	09/13/21	09/14/21 14:29	CRP
EPA 350.1 Performed at Pace Analytical Services, LLC - Ormond Beach Lab									
Nitrogen, Ammonia	19.0		mg/L	0.050	0.035	1	09/20/21	09/20/21 13:45	RRB
SM 2320B Performed at Pace Analytical Services, LLC - Ormond Beach Lab									
Alkalinity, Total as CaCO3	1130		mg/L	5.0	5.0	1	09/17/21	09/17/21 11:52	AGS

Rabecka Koons

Rabecka Koons, Quality Assurance Officer

The results in this report apply to the samples analyzed in accordance with the chain of custody document. This analytical report must be reproduced in its entirety.

Project: GUDE LANDFILL

Project Number: 1556404
Project Manager: Laura Oakes

Report revised to include acrylonitrile. Consolidated report to include all results for all work orders listed on pages 2-4.
Reported:

09/24/21 11:41

MW-2B

1090717-05 (Nonpotable Water)
Sample Date: 09/07/21

Analyte	Result	Notes	Units	Reporting Limit (MRL)	Detection Limit (LOD)	Dilution	Prepared	Analyzed	Analyst
pH measurement by EPA 9040C Prepared by pH (Paper or Meter)									
pH	5.35	O-07	pH Units			1	09/07/21	09/07/21 18:12	ART
Turbidity by EPA 180.1 Prepared by Turbidity Prep									
Turbidity	6.10		NTU	0.500	0.110	1	09/08/21	09/08/21 10:10	CRP
Volatile Organics by EPA 8260B (GC/MS) Prepared by GCMS-WATER-VOLATILES									
Acetone	ND		ug/L	5.0	5.0	1	09/09/21	09/09/21 22:54	AS
Acrylonitrile	ND		ug/L	5.0	5.0	1	09/09/21	09/09/21 22:54	AS
Allyl chloride (3-Chloropropylene)	ND		ug/L	1.0	1.0	1	09/09/21	09/09/21 22:54	AS
Benzene	ND		ug/L	1.0	1.0	1	09/09/21	09/09/21 22:54	AS
Bromochloromethane	ND		ug/L	1.0	1.0	1	09/09/21	09/09/21 22:54	AS
Bromodichloromethane	ND		ug/L	1.0	1.0	1	09/09/21	09/09/21 22:54	AS
Bromoform	ND		ug/L	1.0	1.0	1	09/09/21	09/09/21 22:54	AS
Bromomethane	ND		ug/L	1.0	1.0	1	09/09/21	09/09/21 22:54	AS
2-Butanone (MEK)	ND		ug/L	5.0	5.0	1	09/09/21	09/09/21 22:54	AS
Carbon disulfide	ND		ug/L	1.0	1.0	1	09/09/21	09/09/21 22:54	AS
Carbon tetrachloride	ND		ug/L	1.0	1.0	1	09/09/21	09/09/21 22:54	AS
Chlorobenzene	ND		ug/L	1.0	1.0	1	09/09/21	09/09/21 22:54	AS
Chloroethane	ND		ug/L	1.0	1.0	1	09/09/21	09/09/21 22:54	AS
Chloroform	ND		ug/L	1.0	1.0	1	09/09/21	09/09/21 22:54	AS
Chloromethane	ND		ug/L	1.0	1.0	1	09/09/21	09/09/21 22:54	AS
Chloroprene	ND		ug/L	1.0	1.0	1	09/09/21	09/09/21 22:54	AS
Dibromochloromethane	ND		ug/L	1.0	1.0	1	09/09/21	09/09/21 22:54	AS
1,2-Dibromo-3-chloropropane	ND		ug/L	1.0	1.0	1	09/09/21	09/09/21 22:54	AS
1,2-Dibromoethane (EDB)	ND		ug/L	1.0	1.0	1	09/09/21	09/09/21 22:54	AS
Dibromomethane	ND		ug/L	1.0	1.0	1	09/09/21	09/09/21 22:54	AS
1,2-Dichlorobenzene	ND		ug/L	1.0	1.0	1	09/09/21	09/09/21 22:54	AS
1,4-Dichlorobenzene	ND		ug/L	1.0	1.0	1	09/09/21	09/09/21 22:54	AS
trans-1,4-Dichloro-2-butene	ND		ug/L	1.0	1.0	1	09/09/21	09/09/21 22:54	AS
1,1-Dichloroethane	ND		ug/L	1.0	1.0	1	09/09/21	09/09/21 22:54	AS
1,2-Dichloroethane	ND		ug/L	1.0	1.0	1	09/09/21	09/09/21 22:54	AS
1,1-Dichloroethene	ND		ug/L	1.0	1.0	1	09/09/21	09/09/21 22:54	AS
cis-1,2-Dichloroethene	ND		ug/L	1.0	1.0	1	09/09/21	09/09/21 22:54	AS
trans-1,2-Dichloroethene	ND		ug/L	1.0	1.0	1	09/09/21	09/09/21 22:54	AS



The results in this report apply to the samples analyzed in accordance with the chain of custody document. This analytical report must be reproduced in its entirety.

Rabecka Koons, Quality Assurance Officer

Project: GUDE LANDFILL

Report revised to include acrylonitrile. Consolidated report to include all results for all work orders listed on pages 2-4.

Project Number: 1556404
Project Manager: Laura Oakes

Reported:
09/24/21 11:41

MW-2B

**1090717-05 (Nonpotable Water)
Sample Date: 09/07/21**

Analyte	Result	Notes	Units	Reporting Limit (MRL)	Detection Limit (LOD)	Dilution	Prepared	Analyzed	Analyst
Volatile Organics by EPA 8260B (GC/MS) Prepared by GCMS-WATER-VOLATILES (continued)									
1,2-Dichloropropane	ND		ug/L	1.0	1.0	1	09/09/21	09/09/21 22:54	AS
1,3-Dichloropropane	ND		ug/L	1.0	1.0	1	09/09/21	09/09/21 22:54	AS
2,2-Dichloropropane	ND		ug/L	1.0	1.0	1	09/09/21	09/09/21 22:54	AS
1,1-Dichloropropene	ND		ug/L	1.0	1.0	1	09/09/21	09/09/21 22:54	AS
cis-1,3-Dichloropropene	ND		ug/L	1.0	1.0	1	09/09/21	09/09/21 22:54	AS
trans-1,3-Dichloropropene	ND		ug/L	1.0	1.0	1	09/09/21	09/09/21 22:54	AS
Ethyl methacrylate	ND		ug/L	5.0	5.0	1	09/09/21	09/09/21 22:54	AS
Ethylbenzene	ND		ug/L	1.0	1.0	1	09/09/21	09/09/21 22:54	AS
2-Hexanone	ND		ug/L	5.0	5.0	1	09/09/21	09/09/21 22:54	AS
Isobutanol	ND		ug/L	100	100	1	09/09/21	09/09/21 22:54	AS
Iodomethane	ND		ug/L	1.0	1.0	1	09/09/21	09/09/21 22:54	AS
Methyl tert-butyl ether (MTBE)	ND		ug/L	1.0	1.0	1	09/09/21	09/09/21 22:54	AS
4-Methyl-2-pentanone	ND		ug/L	5.0	5.0	1	09/09/21	09/09/21 22:54	AS
Methylene chloride	ND		ug/L	1.0	1.0	1	09/09/21	09/09/21 22:54	AS
Methyl methacrylate	ND		ug/L	5.0	5.0	1	09/09/21	09/09/21 22:54	AS
Styrene	ND		ug/L	1.0	1.0	1	09/09/21	09/09/21 22:54	AS
1,1,1,2-Tetrachloroethane	ND		ug/L	1.0	1.0	1	09/09/21	09/09/21 22:54	AS
1,1,2,2-Tetrachloroethane	ND		ug/L	1.0	1.0	1	09/09/21	09/09/21 22:54	AS
Tetrachloroethene	1.2		ug/L	1.0	1.0	1	09/09/21	09/09/21 22:54	AS
Toluene	ND		ug/L	1.0	1.0	1	09/09/21	09/09/21 22:54	AS
1,1,1-Trichloroethane	ND		ug/L	1.0	1.0	1	09/09/21	09/09/21 22:54	AS
1,1,2-Trichloroethane	ND		ug/L	1.0	1.0	1	09/09/21	09/09/21 22:54	AS
Trichloroethene	ND		ug/L	1.0	1.0	1	09/09/21	09/09/21 22:54	AS
Trichlorofluoromethane (Freon 11)	ND		ug/L	1.0	1.0	1	09/09/21	09/09/21 22:54	AS
1,2,3-Trichloropropane	ND		ug/L	1.0	1.0	1	09/09/21	09/09/21 22:54	AS
Vinyl acetate	ND		ug/L	1.0	1.0	1	09/09/21	09/09/21 22:54	AS
Vinyl chloride	ND		ug/L	1.0	1.0	1	09/09/21	09/09/21 22:54	AS
o-Xylene	ND		ug/L	1.0	1.0	1	09/09/21	09/09/21 22:54	AS
m- & p-Xylenes	ND		ug/L	1.0	1.0	1	09/09/21	09/09/21 22:54	AS
Surrogate: 1,2-Dichloroethane-d4			70-130	112 %			09/09/21	09/09/21 22:54	
Surrogate: Toluene-d8			75-120	111 %			09/09/21	09/09/21 22:54	
Surrogate: 4-Bromofluorobenzene			75-120	92 %			09/09/21	09/09/21 22:54	

Rabecka Koons

The results in this report apply to the samples analyzed in accordance with the chain of custody document. This analytical report must be reproduced in its entirety.

Rabecka Koons, Quality Assurance Officer

Project: GUDE LANDFILL

Project Number: 1556404
Project Manager: Laura Oakes

Report revised to include acrylonitrile. Consolidated report to include all results for all work orders listed on pages 2-4.
Reported:

09/24/21 11:41

MW-2B

1090717-05 (Nonpotable Water)
Sample Date: 09/07/21

Analyte	Result	Notes	Units	Reporting Limit (MRL)	Detection Limit (LOD)	Dilution	Prepared	Analyzed	Analyst
EDB and DBCP by EPA 8011 Prepared by 504.1 EDB/DBCP									
1,2-Dibromo-3-chloropropane	ND		ug/L	0.048	0.048	1	09/15/21	09/15/21 18:58	EH
1,2-Dibromoethane (EDB)	ND		ug/L	0.019	0.019	1	09/15/21	09/15/21 18:58	EH
Total Metals Analysis by EPA 6020B Prepared by 3010A-Metals Digestion									
Hardness as CaCO3	21400		ug/L	500	500	1	09/10/21	09/13/21 14:05	CWK
Antimony	ND		ug/L	1.00	1.00	1	09/10/21	09/13/21 14:05	CWK
Arsenic	ND		ug/L	1.00	1.00	1	09/10/21	09/13/21 14:05	CWK
Barium	15.9		ug/L	1.00	1.00	1	09/10/21	09/13/21 14:05	CWK
Beryllium	ND		ug/L	1.00	1.00	1	09/10/21	09/13/21 14:05	CWK
Cadmium	ND		ug/L	1.00	1.00	1	09/10/21	09/13/21 14:05	CWK
Calcium	3820		ug/L	80.0	80.0	1	09/10/21	09/13/21 14:05	CWK
Chromium	11.3		ug/L	1.00	1.00	1	09/10/21	09/13/21 14:05	CWK
Cobalt	2.98		ug/L	1.00	1.00	1	09/10/21	09/13/21 14:05	CWK
Copper	1.61		ug/L	1.00	1.00	1	09/10/21	09/13/21 14:05	CWK
Iron	681		ug/L	100	5.00	1	09/10/21	09/13/21 14:05	CWK
Lead	2.29		ug/L	1.00	1.00	1	09/10/21	09/13/21 14:05	CWK
Magnesium	2890		ug/L	100	100	1	09/10/21	09/13/21 14:05	CWK
Manganese	227		ug/L	1.00	1.00	1	09/10/21	09/13/21 14:05	CWK
Mercury	0.481		ug/L	0.100	0.100	1	09/10/21	09/13/21 14:05	CWK
Nickel	11.0		ug/L	1.00	1.00	1	09/10/21	09/13/21 14:05	CWK
Potassium	1570		ug/L	100	100	1	09/10/21	09/13/21 14:05	CWK
Selenium	ND		ug/L	1.00	1.00	1	09/10/21	09/13/21 14:05	CWK
Silver	ND		ug/L	1.00	1.00	1	09/10/21	09/13/21 14:05	CWK
Sodium	4100		ug/L	100	100	1	09/10/21	09/13/21 14:05	CWK
Thallium	ND		ug/L	1.00	1.00	1	09/10/21	09/13/21 14:05	CWK
Vanadium	ND		ug/L	1.00	1.00	1	09/10/21	09/13/21 14:05	CWK
Zinc	7.15		ug/L	4.00	4.00	1	09/10/21	09/13/21 14:05	CWK



Rabecka Koons, Quality Assurance Officer

The results in this report apply to the samples analyzed in accordance with the chain of custody document. This analytical report must be reproduced in its entirety.

Project: GUDE LANDFILL

Project Number: 1556404
Project Manager: Laura Oakes

Report revised to include acrylonitrile. Consolidated report to include all results for all work orders listed on pages 2-4.

Reported:
09/24/21 11:41

MW-2B

1090717-05 (Nonpotable Water)
Sample Date: 09/07/21

Analyte	Result	Notes	Units	Reporting Limit (MRL)	Detection Limit (LOD)	Dilution	Prepared	Analyzed	Analyst
Chemical Oxygen Demand by EPA 410.4 Prepared by COD (03) Prep									
COD	18.5		mg/L	3.0	3.0	1	09/09/21	09/09/21 16:49	CRP
Conductivity by SM2510 Prepared by Conductivity									
Conductivity	66.6		uS/cm			1	09/08/21	09/08/21 15:46	AD
Anions by EPA 300.0 Prepared by 300.0 Anions Prep									
Chloride	4.58	B	mg/L	0.500	0.500	1	09/08/21	09/09/21 03:47	ZZZ
Nitrate	0.143		mg/L	0.050	0.050	1	09/08/21	09/09/21 03:47	ZZZ
Nitrate (as N)	0.032		mg/L	0.011	0.011	1	09/08/21	09/09/21 03:47	ZZZ
Sulfate	ND		mg/L	0.3	0.3	1	09/08/21	09/09/21 03:47	ZZZ
Total Suspended Solids by USGS I-3765-85 Prepared by TSS PREP									
Solids, Suspended	88.6		mg/L	2.2	2.2	1	09/10/21	09/13/21 13:59	ART
Total Dissolved Solids by SM 2540C Prepared by TDS Prep									
Solids, Dissolved	45.5		mg/L	10.0	10.0	1	09/13/21	09/14/21 14:29	CRP
EPA 350.1 Performed at Pace Analytical Services, LLC - Ormond Beach Lab									
Nitrogen, Ammonia	ND		mg/L	0.050	0.035	1	09/20/21	09/20/21 13:47	RRB
SM 2320B Performed at Pace Analytical Services, LLC - Ormond Beach Lab									
Alkalinity, Total as CaCO3	25.8		mg/L	5.0	5.0	1	09/17/21	09/17/21 11:56	AGS



The results in this report apply to the samples analyzed in accordance with the chain of custody document. This analytical report must be reproduced in its entirety.

Rabecka Koons, Quality Assurance Officer

Project: GUDE LANDFILL

Project Number: 1556404
Project Manager: Laura Oakes

Report revised to include acrylonitrile. Consolidated report to include all results for all work orders listed on pages 2-4.
Reported:

09/24/21 11:41

MW-2A

**1090717-06 (Nonpotable Water)
Sample Date: 09/07/21**

Analyte	Result	Notes	Units	Reporting Limit (MRL)	Detection Limit (LOD)	Dilution	Prepared	Analyzed	Analyst
pH measurement by EPA 9040C Prepared by pH (Paper or Meter)									
pH	5.36	O-07	pH Units			1	09/07/21	09/07/21 18:12	ART
Turbidity by EPA 180.1 Prepared by Turbidity Prep									
Turbidity	3.70		NTU	0.500	0.110	1	09/08/21	09/08/21 10:13	CRP
Volatile Organics by EPA 8260B (GC/MS) Prepared by GCMS-WATER-VOLATILES									
Acetone	ND		ug/L	5.0	5.0	1	09/09/21	09/09/21 23:17	AS
Acrylonitrile	ND		ug/L	5.0	5.0	1	09/09/21	09/09/21 23:17	AS
Allyl chloride (3-Chloropropylene)	ND		ug/L	1.0	1.0	1	09/09/21	09/09/21 23:17	AS
Benzene	ND		ug/L	1.0	1.0	1	09/09/21	09/09/21 23:17	AS
Bromochloromethane	ND		ug/L	1.0	1.0	1	09/09/21	09/09/21 23:17	AS
Bromodichloromethane	ND		ug/L	1.0	1.0	1	09/09/21	09/09/21 23:17	AS
Bromoform	ND		ug/L	1.0	1.0	1	09/09/21	09/09/21 23:17	AS
Bromomethane	ND		ug/L	1.0	1.0	1	09/09/21	09/09/21 23:17	AS
2-Butanone (MEK)	ND		ug/L	5.0	5.0	1	09/09/21	09/09/21 23:17	AS
Carbon disulfide	ND		ug/L	1.0	1.0	1	09/09/21	09/09/21 23:17	AS
Carbon tetrachloride	ND		ug/L	1.0	1.0	1	09/09/21	09/09/21 23:17	AS
Chlorobenzene	ND		ug/L	1.0	1.0	1	09/09/21	09/09/21 23:17	AS
Chloroethane	ND		ug/L	1.0	1.0	1	09/09/21	09/09/21 23:17	AS
Chloroform	ND		ug/L	1.0	1.0	1	09/09/21	09/09/21 23:17	AS
Chloromethane	ND		ug/L	1.0	1.0	1	09/09/21	09/09/21 23:17	AS
Chloroprene	ND		ug/L	1.0	1.0	1	09/09/21	09/09/21 23:17	AS
Dibromochloromethane	ND		ug/L	1.0	1.0	1	09/09/21	09/09/21 23:17	AS
1,2-Dibromo-3-chloropropane	ND		ug/L	1.0	1.0	1	09/09/21	09/09/21 23:17	AS
1,2-Dibromoethane (EDB)	ND		ug/L	1.0	1.0	1	09/09/21	09/09/21 23:17	AS
Dibromomethane	ND		ug/L	1.0	1.0	1	09/09/21	09/09/21 23:17	AS
1,2-Dichlorobenzene	ND		ug/L	1.0	1.0	1	09/09/21	09/09/21 23:17	AS
1,4-Dichlorobenzene	ND		ug/L	1.0	1.0	1	09/09/21	09/09/21 23:17	AS
trans-1,4-Dichloro-2-butene	ND		ug/L	1.0	1.0	1	09/09/21	09/09/21 23:17	AS
1,1-Dichloroethane	ND		ug/L	1.0	1.0	1	09/09/21	09/09/21 23:17	AS
1,2-Dichloroethane	ND		ug/L	1.0	1.0	1	09/09/21	09/09/21 23:17	AS
1,1-Dichloroethene	ND		ug/L	1.0	1.0	1	09/09/21	09/09/21 23:17	AS
cis-1,2-Dichloroethene	ND		ug/L	1.0	1.0	1	09/09/21	09/09/21 23:17	AS
trans-1,2-Dichloroethene	ND		ug/L	1.0	1.0	1	09/09/21	09/09/21 23:17	AS



The results in this report apply to the samples analyzed in accordance with the chain of custody document. This analytical report must be reproduced in its entirety.

Rabecka Koons, Quality Assurance Officer

Project: GUDE LANDFILL

Project Number: 1556404
Project Manager: Laura Oakes

Report revised to include acrylonitrile. Consolidated report to include all results for all work orders listed on pages 2-4.
Reported:

09/24/21 11:41

MW-2A

**1090717-06 (Nonpotable Water)
Sample Date: 09/07/21**

Analyte	Result	Notes	Units	Reporting Limit (MRL)	Detection Limit (LOD)	Dilution	Prepared	Analyzed	Analyst
Volatile Organics by EPA 8260B (GC/MS) Prepared by GCMS-WATER-VOLATILES (continued)									
1,2-Dichloropropane	ND		ug/L	1.0	1.0	1	09/09/21	09/09/21 23:17	AS
1,3-Dichloropropane	ND		ug/L	1.0	1.0	1	09/09/21	09/09/21 23:17	AS
2,2-Dichloropropane	ND		ug/L	1.0	1.0	1	09/09/21	09/09/21 23:17	AS
1,1-Dichloropropene	ND		ug/L	1.0	1.0	1	09/09/21	09/09/21 23:17	AS
cis-1,3-Dichloropropene	ND		ug/L	1.0	1.0	1	09/09/21	09/09/21 23:17	AS
trans-1,3-Dichloropropene	ND		ug/L	1.0	1.0	1	09/09/21	09/09/21 23:17	AS
Ethyl methacrylate	ND		ug/L	5.0	5.0	1	09/09/21	09/09/21 23:17	AS
Ethylbenzene	ND		ug/L	1.0	1.0	1	09/09/21	09/09/21 23:17	AS
2-Hexanone	ND		ug/L	5.0	5.0	1	09/09/21	09/09/21 23:17	AS
Isobutanol	ND		ug/L	100	100	1	09/09/21	09/09/21 23:17	AS
Iodomethane	ND		ug/L	1.0	1.0	1	09/09/21	09/09/21 23:17	AS
Methyl tert-butyl ether (MTBE)	ND		ug/L	1.0	1.0	1	09/09/21	09/09/21 23:17	AS
4-Methyl-2-pentanone	ND		ug/L	5.0	5.0	1	09/09/21	09/09/21 23:17	AS
Methylene chloride	ND		ug/L	1.0	1.0	1	09/09/21	09/09/21 23:17	AS
Methyl methacrylate	ND		ug/L	5.0	5.0	1	09/09/21	09/09/21 23:17	AS
Styrene	ND		ug/L	1.0	1.0	1	09/09/21	09/09/21 23:17	AS
1,1,1,2-Tetrachloroethane	ND		ug/L	1.0	1.0	1	09/09/21	09/09/21 23:17	AS
1,1,2,2-Tetrachloroethane	ND		ug/L	1.0	1.0	1	09/09/21	09/09/21 23:17	AS
Tetrachloroethene	1.1		ug/L	1.0	1.0	1	09/09/21	09/09/21 23:17	AS
Toluene	ND		ug/L	1.0	1.0	1	09/09/21	09/09/21 23:17	AS
1,1,1-Trichloroethane	ND		ug/L	1.0	1.0	1	09/09/21	09/09/21 23:17	AS
1,1,2-Trichloroethane	ND		ug/L	1.0	1.0	1	09/09/21	09/09/21 23:17	AS
Trichloroethene	ND		ug/L	1.0	1.0	1	09/09/21	09/09/21 23:17	AS
Trichlorofluoromethane (Freon 11)	ND		ug/L	1.0	1.0	1	09/09/21	09/09/21 23:17	AS
1,2,3-Trichloropropane	ND		ug/L	1.0	1.0	1	09/09/21	09/09/21 23:17	AS
Vinyl acetate	ND		ug/L	1.0	1.0	1	09/09/21	09/09/21 23:17	AS
Vinyl chloride	ND		ug/L	1.0	1.0	1	09/09/21	09/09/21 23:17	AS
o-Xylene	ND		ug/L	1.0	1.0	1	09/09/21	09/09/21 23:17	AS
m- & p-Xylenes	ND		ug/L	1.0	1.0	1	09/09/21	09/09/21 23:17	AS
Surrogate: 1,2-Dichloroethane-d4			70-130	105 %	09/09/21		09/09/21 23:17		
Surrogate: Toluene-d8			75-120	112 %	09/09/21		09/09/21 23:17		
Surrogate: 4-Bromofluorobenzene			75-120	93 %	09/09/21		09/09/21 23:17		

Rabecka Koons

The results in this report apply to the samples analyzed in accordance with the chain of custody document. This analytical report must be reproduced in its entirety.

Rabecka Koons, Quality Assurance Officer

Project: GUDE LANDFILL

Project Number: 1556404
Project Manager: Laura Oakes

Report revised to include acrylonitrile. Consolidated report to include all results for all work orders listed on pages 2-4.

Reported:
09/24/21 11:41

MW-2A

**1090717-06 (Nonpotable Water)
Sample Date: 09/07/21**

Analyte	Result	Notes	Units	Reporting Limit (MRL)	Detection Limit (LOD)	Dilution	Prepared	Analyzed	Analyst
EDB and DBCP by EPA 8011 Prepared by 504.1 EDB/DBCP									
1,2-Dibromo-3-chloropropane	ND		ug/L	0.048	0.048	1	09/15/21	09/15/21 19:15	EH
1,2-Dibromoethane (EDB)	ND		ug/L	0.019	0.019	1	09/15/21	09/15/21 19:15	EH
Total Metals Analysis by EPA 6020B Prepared by 3010A-Metals Digestion									
Hardness as CaCO3	18800		ug/L	500	500	1	09/10/21	09/13/21 14:08	CWK
Antimony	ND		ug/L	1.00	1.00	1	09/10/21	09/13/21 14:08	CWK
Arsenic	ND		ug/L	1.00	1.00	1	09/10/21	09/13/21 14:08	CWK
Barium	12.5		ug/L	1.00	1.00	1	09/10/21	09/13/21 14:08	CWK
Beryllium	ND		ug/L	1.00	1.00	1	09/10/21	09/13/21 14:08	CWK
Cadmium	ND		ug/L	1.00	1.00	1	09/10/21	09/13/21 14:08	CWK
Calcium	3230		ug/L	80.0	80.0	1	09/10/21	09/13/21 14:08	CWK
Chromium	4.15		ug/L	1.00	1.00	1	09/10/21	09/13/21 14:08	CWK
Cobalt	ND		ug/L	1.00	1.00	1	09/10/21	09/13/21 14:08	CWK
Copper	ND		ug/L	1.00	1.00	1	09/10/21	09/13/21 14:08	CWK
Iron	254		ug/L	100	5.00	1	09/10/21	09/13/21 14:08	CWK
Lead	ND		ug/L	1.00	1.00	1	09/10/21	09/13/21 14:08	CWK
Magnesium	2610		ug/L	100	100	1	09/10/21	09/13/21 14:08	CWK
Manganese	144		ug/L	1.00	1.00	1	09/10/21	09/13/21 14:08	CWK
Mercury	2.36		ug/L	0.100	0.100	1	09/10/21	09/13/21 14:08	CWK
Nickel	5.80		ug/L	1.00	1.00	1	09/10/21	09/13/21 14:08	CWK
Potassium	1540		ug/L	100	100	1	09/10/21	09/13/21 14:08	CWK
Selenium	ND		ug/L	1.00	1.00	1	09/10/21	09/13/21 14:08	CWK
Silver	ND		ug/L	1.00	1.00	1	09/10/21	09/13/21 14:08	CWK
Sodium	3690		ug/L	100	100	1	09/10/21	09/13/21 14:08	CWK
Thallium	ND		ug/L	1.00	1.00	1	09/10/21	09/13/21 14:08	CWK
Vanadium	ND		ug/L	1.00	1.00	1	09/10/21	09/13/21 14:08	CWK
Zinc	ND		ug/L	4.00	4.00	1	09/10/21	09/13/21 14:08	CWK

Rabecka Koons

Rabecka Koons, Quality Assurance Officer

The results in this report apply to the samples analyzed in accordance with the chain of custody document. This analytical report must be reproduced in its entirety.

Project: GUDE LANDFILL

Project Number: 1556404
Project Manager: Laura Oakes

Report revised to include acrylonitrile. Consolidated report to include all results for all work orders listed on pages 2-4.
Reported:

09/24/21 11:41

MW-2A

**1090717-06 (Nonpotable Water)
Sample Date: 09/07/21**

Analyte	Result	Notes	Units	Reporting Limit (MRL)	Detection Limit (LOD)	Dilution	Prepared	Analyzed	Analyst
Chemical Oxygen Demand by EPA 410.4 Prepared by COD (03) Prep									
COD	15.7		mg/L	3.0	3.0	1	09/09/21	09/09/21 16:50	CRP
Conductivity by SM2510 Prepared by Conductivity									
Conductivity	60.5		uS/cm			1	09/08/21	09/08/21 15:46	AD
Anions by EPA 300.0 Prepared by 300.0 Anions Prep									
Chloride	2.09	B	mg/L	0.500	0.500	1	09/08/21	09/09/21 04:09	ZZZ
Nitrate	0.097		mg/L	0.050	0.050	1	09/08/21	09/09/21 04:09	ZZZ
Nitrate (as N)	0.022		mg/L	0.011	0.011	1	09/08/21	09/09/21 04:09	ZZZ
Sulfate	ND		mg/L	0.3	0.3	1	09/08/21	09/09/21 04:09	ZZZ
Total Suspended Solids by USGS I-3765-85 Prepared by TSS PREP									
Solids, Suspended	25.7		mg/L	5.3	5.3	1	09/10/21	09/13/21 13:59	ART
Total Dissolved Solids by SM 2540C Prepared by TDS Prep									
Solids, Dissolved	43.3		mg/L	10.0	10.0	1	09/13/21	09/14/21 14:29	CRP
EPA 350.1 Performed at Pace Analytical Services, LLC - Ormond Beach Lab									
Nitrogen, Ammonia	ND		mg/L	0.050	0.035	1	09/20/21	09/20/21 13:48	RRB
SM 2320B Performed at Pace Analytical Services, LLC - Ormond Beach Lab									
Alkalinity, Total as CaCO3	27.1		mg/L	5.0	5.0	1	09/17/21	09/17/21 12:06	AGS

Rabecka Koons

The results in this report apply to the samples analyzed in accordance with the chain of custody document. This analytical report must be reproduced in its entirety.

Rabecka Koons, Quality Assurance Officer

Project: GUDE LANDFILL

Project Number: 1556404
Project Manager: Laura Oakes

Report revised to include acrylonitrile. Consolidated report to include all results for all work orders listed on pages 2-4.
Reported:

09/24/21 11:41

ST-065

**1090717-07 (Nonpotable Water)
Sample Date: 09/07/21**

Analyte	Result	Notes	Units	Reporting Limit (MRL)	Detection Limit (LOD)	Dilution	Prepared	Analyzed	Analyst
pH measurement by EPA 9040C Prepared by pH (Paper or Meter)									
pH	7.45	O-07	pH Units			1	09/07/21	09/07/21 18:12	ART
Turbidity by EPA 180.1 Prepared by Turbidity Prep									
Turbidity	0.842		NTU	0.500	0.110	1	09/08/21	09/08/21 10:15	CRP
Volatile Organics by EPA 8260B (GC/MS) Prepared by GCMS-WATER-VOLATILES									
Acetone	ND		ug/L	5.0	5.0	1	09/09/21	09/09/21 23:40	AS
Acrylonitrile	ND		ug/L	5.0	5.0	1	09/09/21	09/09/21 23:40	AS
Allyl chloride (3-Chloropropylene)	ND		ug/L	1.0	1.0	1	09/09/21	09/09/21 23:40	AS
Benzene	ND		ug/L	1.0	1.0	1	09/09/21	09/09/21 23:40	AS
Bromochloromethane	ND		ug/L	1.0	1.0	1	09/09/21	09/09/21 23:40	AS
Bromodichloromethane	ND		ug/L	1.0	1.0	1	09/09/21	09/09/21 23:40	AS
Bromoform	ND		ug/L	1.0	1.0	1	09/09/21	09/09/21 23:40	AS
Bromomethane	ND		ug/L	1.0	1.0	1	09/09/21	09/09/21 23:40	AS
2-Butanone (MEK)	ND		ug/L	5.0	5.0	1	09/09/21	09/09/21 23:40	AS
Carbon disulfide	ND		ug/L	1.0	1.0	1	09/09/21	09/09/21 23:40	AS
Carbon tetrachloride	ND		ug/L	1.0	1.0	1	09/09/21	09/09/21 23:40	AS
Chlorobenzene	ND		ug/L	1.0	1.0	1	09/09/21	09/09/21 23:40	AS
Chloroethane	ND		ug/L	1.0	1.0	1	09/09/21	09/09/21 23:40	AS
Chloroform	ND		ug/L	1.0	1.0	1	09/09/21	09/09/21 23:40	AS
Chloromethane	ND		ug/L	1.0	1.0	1	09/09/21	09/09/21 23:40	AS
Chloroprene	ND		ug/L	1.0	1.0	1	09/09/21	09/09/21 23:40	AS
Dibromochloromethane	ND		ug/L	1.0	1.0	1	09/09/21	09/09/21 23:40	AS
1,2-Dibromo-3-chloropropane	ND		ug/L	1.0	1.0	1	09/09/21	09/09/21 23:40	AS
1,2-Dibromoethane (EDB)	ND		ug/L	1.0	1.0	1	09/09/21	09/09/21 23:40	AS
Dibromomethane	ND		ug/L	1.0	1.0	1	09/09/21	09/09/21 23:40	AS
1,2-Dichlorobenzene	ND		ug/L	1.0	1.0	1	09/09/21	09/09/21 23:40	AS
1,4-Dichlorobenzene	ND		ug/L	1.0	1.0	1	09/09/21	09/09/21 23:40	AS
trans-1,4-Dichloro-2-butene	ND		ug/L	1.0	1.0	1	09/09/21	09/09/21 23:40	AS
1,1-Dichloroethane	ND		ug/L	1.0	1.0	1	09/09/21	09/09/21 23:40	AS
1,2-Dichloroethane	ND		ug/L	1.0	1.0	1	09/09/21	09/09/21 23:40	AS
1,1-Dichloroethene	ND		ug/L	1.0	1.0	1	09/09/21	09/09/21 23:40	AS
cis-1,2-Dichloroethene	ND		ug/L	1.0	1.0	1	09/09/21	09/09/21 23:40	AS
trans-1,2-Dichloroethene	ND		ug/L	1.0	1.0	1	09/09/21	09/09/21 23:40	AS



Rabecka Koons, Quality Assurance Officer

The results in this report apply to the samples analyzed in accordance with the chain of custody document. This analytical report must be reproduced in its entirety.

Project: GUDE LANDFILL

Project Number: 1556404
Project Manager: Laura Oakes

Report revised to include acrylonitrile. Consolidated report to include all results for all work orders listed on pages 2-4.
Reported:

09/24/21 11:41

ST-065

**1090717-07 (Nonpotable Water)
Sample Date: 09/07/21**

Analyte	Result	Notes	Units	Reporting Limit (MRL)	Detection Limit (LOD)	Dilution	Prepared	Analyzed	Analyst
Volatile Organics by EPA 8260B (GC/MS) Prepared by GCMS-WATER-VOLATILES (continued)									
1,2-Dichloropropane	ND		ug/L	1.0	1.0	1	09/09/21	09/09/21 23:40	AS
1,3-Dichloropropane	ND		ug/L	1.0	1.0	1	09/09/21	09/09/21 23:40	AS
2,2-Dichloropropane	ND		ug/L	1.0	1.0	1	09/09/21	09/09/21 23:40	AS
1,1-Dichloropropene	ND		ug/L	1.0	1.0	1	09/09/21	09/09/21 23:40	AS
cis-1,3-Dichloropropene	ND		ug/L	1.0	1.0	1	09/09/21	09/09/21 23:40	AS
trans-1,3-Dichloropropene	ND		ug/L	1.0	1.0	1	09/09/21	09/09/21 23:40	AS
Ethyl methacrylate	ND		ug/L	5.0	5.0	1	09/09/21	09/09/21 23:40	AS
Ethylbenzene	ND		ug/L	1.0	1.0	1	09/09/21	09/09/21 23:40	AS
2-Hexanone	ND		ug/L	5.0	5.0	1	09/09/21	09/09/21 23:40	AS
Isobutanol	ND		ug/L	100	100	1	09/09/21	09/09/21 23:40	AS
Iodomethane	ND		ug/L	1.0	1.0	1	09/09/21	09/09/21 23:40	AS
Methyl tert-butyl ether (MTBE)	ND		ug/L	1.0	1.0	1	09/09/21	09/09/21 23:40	AS
4-Methyl-2-pentanone	ND		ug/L	5.0	5.0	1	09/09/21	09/09/21 23:40	AS
Methylene chloride	ND		ug/L	1.0	1.0	1	09/09/21	09/09/21 23:40	AS
Methyl methacrylate	ND		ug/L	5.0	5.0	1	09/09/21	09/09/21 23:40	AS
Styrene	ND		ug/L	1.0	1.0	1	09/09/21	09/09/21 23:40	AS
1,1,1,2-Tetrachloroethane	ND		ug/L	1.0	1.0	1	09/09/21	09/09/21 23:40	AS
1,1,2,2-Tetrachloroethane	ND		ug/L	1.0	1.0	1	09/09/21	09/09/21 23:40	AS
Tetrachloroethene	ND		ug/L	1.0	1.0	1	09/09/21	09/09/21 23:40	AS
Toluene	ND		ug/L	1.0	1.0	1	09/09/21	09/09/21 23:40	AS
1,1,1-Trichloroethane	ND		ug/L	1.0	1.0	1	09/09/21	09/09/21 23:40	AS
1,1,2-Trichloroethane	ND		ug/L	1.0	1.0	1	09/09/21	09/09/21 23:40	AS
Trichloroethene	ND		ug/L	1.0	1.0	1	09/09/21	09/09/21 23:40	AS
Trichlorofluoromethane (Freon 11)	ND		ug/L	1.0	1.0	1	09/09/21	09/09/21 23:40	AS
1,2,3-Trichloropropane	ND		ug/L	1.0	1.0	1	09/09/21	09/09/21 23:40	AS
Vinyl acetate	ND		ug/L	1.0	1.0	1	09/09/21	09/09/21 23:40	AS
Vinyl chloride	ND		ug/L	1.0	1.0	1	09/09/21	09/09/21 23:40	AS
o-Xylene	ND		ug/L	1.0	1.0	1	09/09/21	09/09/21 23:40	AS
m- & p-Xylenes	ND		ug/L	1.0	1.0	1	09/09/21	09/09/21 23:40	AS
Surrogate: 1,2-Dichloroethane-d4			70-130	109 %			09/09/21	09/09/21 23:40	
Surrogate: Toluene-d8			75-120	111 %			09/09/21	09/09/21 23:40	
Surrogate: 4-Bromofluorobenzene			75-120	92 %			09/09/21	09/09/21 23:40	

Rabecka Koons

The results in this report apply to the samples analyzed in accordance with the chain of custody document. This analytical report must be reproduced in its entirety.

Rabecka Koons, Quality Assurance Officer

Project: GUDE LANDFILL

Project Number: 1556404
Project Manager: Laura Oakes

Report revised to include acrylonitrile. Consolidated report to include all results for all work orders listed on pages 2-4.

Reported:
09/24/21 11:41

ST-065

**1090717-07 (Nonpotable Water)
Sample Date: 09/07/21**

Analyte	Result	Notes	Units	Reporting Limit (MRL)	Detection Limit (LOD)	Dilution	Prepared	Analyzed	Analyst
EDB and DBCP by EPA 8011 Prepared by 504.1 EDB/DBCP									
1,2-Dibromo-3-chloropropane	ND		ug/L	0.047	0.047	1	09/15/21	09/15/21 19:32	EH
1,2-Dibromoethane (EDB)	ND		ug/L	0.019	0.019	1	09/15/21	09/15/21 19:32	EH
Total Metals Analysis by EPA 6020B Prepared by 3010A-Metals Digestion									
Hardness as CaCO3	125000		ug/L	500	500	1	09/10/21	09/13/21 14:10	CWK
Antimony	ND		ug/L	1.00	1.00	1	09/10/21	09/13/21 14:10	CWK
Arsenic	ND		ug/L	1.00	1.00	1	09/10/21	09/13/21 14:10	CWK
Barium	39.5		ug/L	1.00	1.00	1	09/10/21	09/13/21 14:10	CWK
Beryllium	ND		ug/L	1.00	1.00	1	09/10/21	09/13/21 14:10	CWK
Cadmium	ND		ug/L	1.00	1.00	1	09/10/21	09/13/21 14:10	CWK
Calcium	25200		ug/L	80.0	80.0	1	09/10/21	09/13/21 14:10	CWK
Chromium	ND		ug/L	1.00	1.00	1	09/10/21	09/13/21 14:10	CWK
Cobalt	ND		ug/L	1.00	1.00	1	09/10/21	09/13/21 14:10	CWK
Copper	ND		ug/L	1.00	1.00	1	09/10/21	09/13/21 14:10	CWK
Iron	255		ug/L	100	5.00	1	09/10/21	09/13/21 14:10	CWK
Lead	ND		ug/L	1.00	1.00	1	09/10/21	09/13/21 14:10	CWK
Magnesium	15000		ug/L	100	100	1	09/10/21	09/13/21 14:10	CWK
Manganese	39.4		ug/L	1.00	1.00	1	09/10/21	09/13/21 14:10	CWK
Mercury	ND		ug/L	0.100	0.100	1	09/10/21	09/13/21 14:10	CWK
Nickel	3.01		ug/L	1.00	1.00	1	09/10/21	09/13/21 14:10	CWK
Potassium	3510		ug/L	100	100	1	09/10/21	09/13/21 14:10	CWK
Selenium	ND		ug/L	1.00	1.00	1	09/10/21	09/13/21 14:10	CWK
Silver	ND		ug/L	1.00	1.00	1	09/10/21	09/13/21 14:10	CWK
Sodium	25900		ug/L	100	100	1	09/10/21	09/13/21 14:10	CWK
Thallium	ND		ug/L	1.00	1.00	1	09/10/21	09/13/21 14:10	CWK
Vanadium	ND		ug/L	1.00	1.00	1	09/10/21	09/13/21 14:10	CWK
Zinc	ND		ug/L	4.00	4.00	1	09/10/21	09/13/21 14:10	CWK



Rabecka Koons, Quality Assurance Officer

The results in this report apply to the samples analyzed in accordance with the chain of custody document. This analytical report must be reproduced in its entirety.

Project: GUDE LANDFILL

Project Number: 1556404
Project Manager: Laura Oakes

Report revised to include acrylonitrile. Consolidated report to include all results for all work orders listed on pages 2-4.

Reported:
09/24/21 11:41

ST-065

**1090717-07 (Nonpotable Water)
Sample Date: 09/07/21**

Analyte	Result	Notes	Units	Reporting Limit (MRL)	Detection Limit (LOD)	Dilution	Prepared	Analyzed	Analyst
Chemical Oxygen Demand by EPA 410.4 Prepared by COD (03) Prep									
COD	11.9		mg/L	3.0	3.0	1	09/10/21	09/10/21 13:48	CRP
Conductivity by SM2510 Prepared by Conductivity									
Conductivity	407		uS/cm			1	09/08/21	09/08/21 15:46	AD
Anions by EPA 300.0 Prepared by 300.0 Anions Prep									
Chloride	74.3	QB-01, B	mg/L	0.500	0.500	1	09/08/21	09/09/21 05:18	ZZZ
Nitrate	5.34		mg/L	0.050	0.050	1	09/08/21	09/09/21 05:18	ZZZ
Nitrate (as N)	1.21		mg/L	0.011	0.011	1	09/08/21	09/09/21 05:18	ZZZ
Sulfate	9.2		mg/L	0.3	0.3	1	09/08/21	09/09/21 05:18	ZZZ
Total Suspended Solids by USGS I-3765-85 Prepared by TSS PREP									
Solids, Suspended	ND		mg/L	2.3	2.3	1	09/10/21	09/13/21 13:59	ART
Total Dissolved Solids by SM 2540C Prepared by TDS Prep									
Solids, Dissolved	259		mg/L	10.0	10.0	1	09/13/21	09/14/21 14:29	CRP
EPA 350.1 Performed at Pace Analytical Services, LLC - Ormond Beach Lab									
Nitrogen, Ammonia	ND		mg/L	0.050	0.035	1	09/20/21	09/20/21 13:50	RRB
SM 2320B Performed at Pace Analytical Services, LLC - Ormond Beach Lab									
Alkalinity, Total as CaCO3	76.7		mg/L	5.0	5.0	1	09/17/21	09/17/21 12:11	AGS



The results in this report apply to the samples analyzed in accordance with the chain of custody document. This analytical report must be reproduced in its entirety.

Rabecka Koons, Quality Assurance Officer

Project: GUDE LANDFILL

Project Number: 1556404
Project Manager: Laura Oakes

Report revised to include acrylonitrile. Consolidated report to include all results for all work orders listed on pages 2-4.
Reported:

09/24/21 11:41

MW-23A

**1090717-08 (Nonpotable Water)
Sample Date: 09/07/21**

Analyte	Result	Notes	Units	Reporting Limit (MRL)	Detection Limit (LOD)	Dilution	Prepared	Analyzed	Analyst
pH measurement by EPA 9040C Prepared by pH (Paper or Meter)									
pH	6.41	O-07	pH Units			1	09/07/21	09/07/21 18:12	ART
Turbidity by EPA 180.1 Prepared by Turbidity Prep									
Turbidity	16.0		NTU	0.500	0.110	1	09/08/21	09/08/21 10:18	CRP
Volatile Organics by EPA 8260B (GC/MS) Prepared by GCMS-WATER-VOLATILES									
Acetone	ND		ug/L	5.0	5.0	1	09/10/21	09/10/21 14:47	AS
Acrylonitrile	ND		ug/L	5.0	5.0	1	09/10/21	09/10/21 14:47	AS
Allyl chloride (3-Chloropropylene)	ND		ug/L	1.0	1.0	1	09/10/21	09/10/21 14:47	AS
Benzene	ND		ug/L	1.0	1.0	1	09/10/21	09/10/21 14:47	AS
Bromochloromethane	ND		ug/L	1.0	1.0	1	09/10/21	09/10/21 14:47	AS
Bromodichloromethane	ND		ug/L	1.0	1.0	1	09/10/21	09/10/21 14:47	AS
Bromoform	ND		ug/L	1.0	1.0	1	09/10/21	09/10/21 14:47	AS
Bromomethane	ND		ug/L	1.0	1.0	1	09/10/21	09/10/21 14:47	AS
2-Butanone (MEK)	ND		ug/L	5.0	5.0	1	09/10/21	09/10/21 14:47	AS
Carbon disulfide	ND		ug/L	1.0	1.0	1	09/10/21	09/10/21 14:47	AS
Carbon tetrachloride	ND		ug/L	1.0	1.0	1	09/10/21	09/10/21 14:47	AS
Chlorobenzene	ND		ug/L	1.0	1.0	1	09/10/21	09/10/21 14:47	AS
Chloroethane	ND		ug/L	1.0	1.0	1	09/10/21	09/10/21 14:47	AS
Chloroform	ND		ug/L	1.0	1.0	1	09/10/21	09/10/21 14:47	AS
Chloromethane	ND		ug/L	1.0	1.0	1	09/10/21	09/10/21 14:47	AS
Chloroprene	ND		ug/L	1.0	1.0	1	09/10/21	09/10/21 14:47	AS
Dibromochloromethane	ND		ug/L	1.0	1.0	1	09/10/21	09/10/21 14:47	AS
1,2-Dibromo-3-chloropropane	ND		ug/L	1.0	1.0	1	09/10/21	09/10/21 14:47	AS
1,2-Dibromoethane (EDB)	ND		ug/L	1.0	1.0	1	09/10/21	09/10/21 14:47	AS
Dibromomethane	ND		ug/L	1.0	1.0	1	09/10/21	09/10/21 14:47	AS
1,2-Dichlorobenzene	ND		ug/L	1.0	1.0	1	09/10/21	09/10/21 14:47	AS
1,4-Dichlorobenzene	ND		ug/L	1.0	1.0	1	09/10/21	09/10/21 14:47	AS
trans-1,4-Dichloro-2-butene	ND		ug/L	1.0	1.0	1	09/10/21	09/10/21 14:47	AS
1,1-Dichloroethane	ND		ug/L	1.0	1.0	1	09/10/21	09/10/21 14:47	AS
1,2-Dichloroethane	ND		ug/L	1.0	1.0	1	09/10/21	09/10/21 14:47	AS
1,1-Dichloroethene	ND		ug/L	1.0	1.0	1	09/10/21	09/10/21 14:47	AS
cis-1,2-Dichloroethene	2.5		ug/L	1.0	1.0	1	09/10/21	09/10/21 14:47	AS
trans-1,2-Dichloroethene	ND		ug/L	1.0	1.0	1	09/10/21	09/10/21 14:47	AS



Rabecka Koons, Quality Assurance Officer

The results in this report apply to the samples analyzed in accordance with the chain of custody document. This analytical report must be reproduced in its entirety.

Project: GUDE LANDFILL

Project Number: 1556404
Project Manager: Laura Oakes

Report revised to include acrylonitrile. Consolidated report to include all results for all work orders listed on pages 2-4.
Reported:

09/24/21 11:41

MW-23A

1090717-08 (Nonpotable Water)
Sample Date: 09/07/21

Analyte	Result	Notes	Units	Reporting Limit (MRL)	Detection Limit (LOD)	Dilution	Prepared	Analyzed	Analyst
Volatile Organics by EPA 8260B (GC/MS) Prepared by GCMS-WATER-VOLATILES (continued)									
1,2-Dichloropropane	ND		ug/L	1.0	1.0	1	09/10/21	09/10/21 14:47	AS
1,3-Dichloropropane	ND		ug/L	1.0	1.0	1	09/10/21	09/10/21 14:47	AS
2,2-Dichloropropane	ND		ug/L	1.0	1.0	1	09/10/21	09/10/21 14:47	AS
1,1-Dichloropropene	ND		ug/L	1.0	1.0	1	09/10/21	09/10/21 14:47	AS
cis-1,3-Dichloropropene	ND		ug/L	1.0	1.0	1	09/10/21	09/10/21 14:47	AS
trans-1,3-Dichloropropene	ND		ug/L	1.0	1.0	1	09/10/21	09/10/21 14:47	AS
Ethyl methacrylate	ND		ug/L	5.0	5.0	1	09/10/21	09/10/21 14:47	AS
Ethylbenzene	ND		ug/L	1.0	1.0	1	09/10/21	09/10/21 14:47	AS
2-Hexanone	ND		ug/L	5.0	5.0	1	09/10/21	09/10/21 14:47	AS
Isobutanol	ND		ug/L	100	100	1	09/10/21	09/10/21 14:47	AS
Iodomethane	ND		ug/L	1.0	1.0	1	09/10/21	09/10/21 14:47	AS
Methyl tert-butyl ether (MTBE)	ND		ug/L	1.0	1.0	1	09/10/21	09/10/21 14:47	AS
4-Methyl-2-pentanone	ND		ug/L	5.0	5.0	1	09/10/21	09/10/21 14:47	AS
Methylene chloride	ND		ug/L	1.0	1.0	1	09/10/21	09/10/21 14:47	AS
Methyl methacrylate	ND		ug/L	5.0	5.0	1	09/10/21	09/10/21 14:47	AS
Styrene	ND		ug/L	1.0	1.0	1	09/10/21	09/10/21 14:47	AS
1,1,1,2-Tetrachloroethane	ND		ug/L	1.0	1.0	1	09/10/21	09/10/21 14:47	AS
1,1,2,2-Tetrachloroethane	ND		ug/L	1.0	1.0	1	09/10/21	09/10/21 14:47	AS
Tetrachloroethene	2.4		ug/L	1.0	1.0	1	09/10/21	09/10/21 14:47	AS
Toluene	ND		ug/L	1.0	1.0	1	09/10/21	09/10/21 14:47	AS
1,1,1-Trichloroethane	ND		ug/L	1.0	1.0	1	09/10/21	09/10/21 14:47	AS
1,1,2-Trichloroethane	ND		ug/L	1.0	1.0	1	09/10/21	09/10/21 14:47	AS
Trichloroethene	ND		ug/L	1.0	1.0	1	09/10/21	09/10/21 14:47	AS
Trichlorofluoromethane (Freon 11)	ND		ug/L	1.0	1.0	1	09/10/21	09/10/21 14:47	AS
1,2,3-Trichloropropane	ND		ug/L	1.0	1.0	1	09/10/21	09/10/21 14:47	AS
Vinyl acetate	ND		ug/L	1.0	1.0	1	09/10/21	09/10/21 14:47	AS
Vinyl chloride	ND		ug/L	1.0	1.0	1	09/10/21	09/10/21 14:47	AS
o-Xylene	ND		ug/L	1.0	1.0	1	09/10/21	09/10/21 14:47	AS
m- & p-Xylenes	ND		ug/L	1.0	1.0	1	09/10/21	09/10/21 14:47	AS
Surrogate: 1,2-Dichloroethane-d4			70-130	110 %	09/10/21		09/10/21 14:47		
Surrogate: Toluene-d8			75-120	113 %	09/10/21		09/10/21 14:47		
Surrogate: 4-Bromofluorobenzene			75-120	93 %	09/10/21		09/10/21 14:47		

Rabecka Koons

The results in this report apply to the samples analyzed in accordance with the chain of custody document. This analytical report must be reproduced in its entirety.

Rabecka Koons, Quality Assurance Officer

Project: GUDE LANDFILL

Project Number: 1556404
Project Manager: Laura Oakes

Report revised to include acrylonitrile. Consolidated report to include all results for all work orders listed on pages 2-4.
Reported:

09/24/21 11:41

MW-23A

**1090717-08 (Nonpotable Water)
Sample Date: 09/07/21**

Analyte	Result	Notes	Units	Reporting Limit (MRL)	Detection Limit (LOD)	Dilution	Prepared	Analyzed	Analyst
EDB and DBCP by EPA 8011 Prepared by 504.1 EDB/DBCP									
1,2-Dibromo-3-chloropropane	ND		ug/L	0.048	0.048	1	09/15/21	09/15/21 19:49	EH
1,2-Dibromoethane (EDB)	ND		ug/L	0.019	0.019	1	09/15/21	09/15/21 19:49	EH
Total Metals Analysis by EPA 6020B Prepared by 3010A-Metals Digestion									
Hardness as CaCO3	174000		ug/L	500	500	1	09/10/21	09/13/21 14:13	CWK
Antimony	ND		ug/L	1.00	1.00	1	09/10/21	09/13/21 14:13	CWK
Arsenic	ND		ug/L	1.00	1.00	1	09/10/21	09/13/21 14:13	CWK
Barium	11.7		ug/L	1.00	1.00	1	09/10/21	09/13/21 14:13	CWK
Beryllium	ND		ug/L	1.00	1.00	1	09/10/21	09/13/21 14:13	CWK
Cadmium	ND		ug/L	1.00	1.00	1	09/10/21	09/13/21 14:13	CWK
Calcium	22000		ug/L	80.0	80.0	1	09/10/21	09/13/21 14:13	CWK
Chromium	10.0		ug/L	1.00	1.00	1	09/10/21	09/13/21 14:13	CWK
Cobalt	4.31		ug/L	1.00	1.00	1	09/10/21	09/13/21 14:13	CWK
Copper	5.95		ug/L	1.00	1.00	1	09/10/21	09/13/21 14:13	CWK
Iron	3730		ug/L	100	5.00	1	09/10/21	09/13/21 14:13	CWK
Lead	ND		ug/L	1.00	1.00	1	09/10/21	09/13/21 14:13	CWK
Magnesium	28800		ug/L	100	100	1	09/10/21	09/13/21 14:13	CWK
Manganese	463		ug/L	1.00	1.00	1	09/10/21	09/13/21 14:13	CWK
Mercury	ND		ug/L	0.100	0.100	1	09/10/21	09/13/21 14:13	CWK
Nickel	14.6		ug/L	1.00	1.00	1	09/10/21	09/13/21 14:13	CWK
Potassium	2410		ug/L	100	100	1	09/10/21	09/13/21 14:13	CWK
Selenium	ND		ug/L	1.00	1.00	1	09/10/21	09/13/21 14:13	CWK
Silver	ND		ug/L	1.00	1.00	1	09/10/21	09/13/21 14:13	CWK
Sodium	18500		ug/L	100	100	1	09/10/21	09/13/21 14:13	CWK
Thallium	ND		ug/L	1.00	1.00	1	09/10/21	09/13/21 14:13	CWK
Vanadium	1.56		ug/L	1.00	1.00	1	09/10/21	09/13/21 14:13	CWK
Zinc	20.5		ug/L	4.00	4.00	1	09/10/21	09/13/21 14:13	CWK



Rabecka Koons, Quality Assurance Officer

The results in this report apply to the samples analyzed in accordance with the chain of custody document. This analytical report must be reproduced in its entirety.

Project: GUDE LANDFILL

Project Number: 1556404
Project Manager: Laura Oakes

Report revised to include acrylonitrile. Consolidated report to include all results for all work orders listed on pages 2-4.

Reported:
09/24/21 11:41

MW-23A

**1090717-08 (Nonpotable Water)
Sample Date: 09/07/21**

Analyte	Result	Notes	Units	Reporting Limit (MRL)	Detection Limit (LOD)	Dilution	Prepared	Analyzed	Analyst
Chemical Oxygen Demand by EPA 410.4 Prepared by COD (03) Prep									
COD	26.7		mg/L	3.0	3.0	1	09/10/21	09/10/21 13:49	CRP
Conductivity by SM2510 Prepared by Conductivity									
Conductivity	469		uS/cm			1	09/08/21	09/08/21 15:46	AD
Anions by EPA 300.0 Prepared by 300.0 Anions Prep									
Chloride	92.2	QB-01, B	mg/L	0.500	0.500	1	09/08/21	09/09/21 05:40	ZZZ
Nitrate	2.94		mg/L	0.050	0.050	1	09/08/21	09/09/21 05:40	ZZZ
Nitrate (as N)	0.665		mg/L	0.011	0.011	1	09/08/21	09/09/21 05:40	ZZZ
Sulfate	14.4		mg/L	0.3	0.3	1	09/08/21	09/09/21 05:40	ZZZ
Total Suspended Solids by USGS I-3765-85 Prepared by TSS PREP									
Solids, Suspended	185		mg/L	2.3	2.3	1	09/10/21	09/13/21 13:59	ART
Total Dissolved Solids by SM 2540C Prepared by TDS Prep									
Solids, Dissolved	266		mg/L	10.0	10.0	1	09/13/21	09/14/21 14:29	CRP
EPA 350.1 Performed at Pace Analytical Services, LLC - Ormond Beach Lab									
Nitrogen, Ammonia	ND		mg/L	0.050	0.035	1	09/20/21	09/20/21 13:55	RRB
SM 2320B Performed at Pace Analytical Services, LLC - Ormond Beach Lab									
Alkalinity, Total as CaCO3	83.8		mg/L	5.0	5.0	1	09/17/21	09/17/21 12:16	AGS



Rabecka Koons, Quality Assurance Officer

The results in this report apply to the samples analyzed in accordance with the chain of custody document. This analytical report must be reproduced in its entirety.

Project: GUDE LANDFILL

Project Number: 1556404
Project Manager: Laura Oakes

Report revised to include acrylonitrile. Consolidated report to include all results for all work orders listed on pages 2-4.
Reported:

09/24/21 11:41

MW-23B

**1090717-09 (Nonpotable Water)
Sample Date: 09/07/21**

Analyte	Result	Notes	Units	Reporting Limit (MRL)	Detection Limit (LOD)	Dilution	Prepared	Analyzed	Analyst
pH measurement by EPA 9040C Prepared by pH (Paper or Meter)									
pH	5.49	O-07	pH Units			1	09/07/21	09/07/21 18:12	ART
Turbidity by EPA 180.1 Prepared by Turbidity Prep									
Turbidity	107		NTU	5.00	1.10	10	09/08/21	09/08/21 10:46	CRP
Volatile Organics by EPA 8260B (GC/MS) Prepared by GCMS-WATER-VOLATILES									
Acetone	ND		ug/L	5.0	5.0	1	09/10/21	09/10/21 15:10	AS
Acrylonitrile	ND		ug/L	5.0	5.0	1	09/10/21	09/10/21 15:10	AS
Allyl chloride (3-Chloropropylene)	ND		ug/L	1.0	1.0	1	09/10/21	09/10/21 15:10	AS
Benzene	ND		ug/L	1.0	1.0	1	09/10/21	09/10/21 15:10	AS
Bromochloromethane	ND		ug/L	1.0	1.0	1	09/10/21	09/10/21 15:10	AS
Bromodichloromethane	ND		ug/L	1.0	1.0	1	09/10/21	09/10/21 15:10	AS
Bromoform	ND		ug/L	1.0	1.0	1	09/10/21	09/10/21 15:10	AS
Bromomethane	ND		ug/L	1.0	1.0	1	09/10/21	09/10/21 15:10	AS
2-Butanone (MEK)	ND		ug/L	5.0	5.0	1	09/10/21	09/10/21 15:10	AS
Carbon disulfide	ND		ug/L	1.0	1.0	1	09/10/21	09/10/21 15:10	AS
Carbon tetrachloride	ND		ug/L	1.0	1.0	1	09/10/21	09/10/21 15:10	AS
Chlorobenzene	ND		ug/L	1.0	1.0	1	09/10/21	09/10/21 15:10	AS
Chloroethane	ND		ug/L	1.0	1.0	1	09/10/21	09/10/21 15:10	AS
Chloroform	ND		ug/L	1.0	1.0	1	09/10/21	09/10/21 15:10	AS
Chloromethane	ND		ug/L	1.0	1.0	1	09/10/21	09/10/21 15:10	AS
Chloroprene	ND		ug/L	1.0	1.0	1	09/10/21	09/10/21 15:10	AS
Dibromochloromethane	ND		ug/L	1.0	1.0	1	09/10/21	09/10/21 15:10	AS
1,2-Dibromo-3-chloropropane	ND		ug/L	1.0	1.0	1	09/10/21	09/10/21 15:10	AS
1,2-Dibromoethane (EDB)	ND		ug/L	1.0	1.0	1	09/10/21	09/10/21 15:10	AS
Dibromomethane	ND		ug/L	1.0	1.0	1	09/10/21	09/10/21 15:10	AS
1,2-Dichlorobenzene	ND		ug/L	1.0	1.0	1	09/10/21	09/10/21 15:10	AS
1,4-Dichlorobenzene	ND		ug/L	1.0	1.0	1	09/10/21	09/10/21 15:10	AS
trans-1,4-Dichloro-2-butene	ND		ug/L	1.0	1.0	1	09/10/21	09/10/21 15:10	AS
1,1-Dichloroethane	ND		ug/L	1.0	1.0	1	09/10/21	09/10/21 15:10	AS
1,2-Dichloroethane	ND		ug/L	1.0	1.0	1	09/10/21	09/10/21 15:10	AS
1,1-Dichloroethene	ND		ug/L	1.0	1.0	1	09/10/21	09/10/21 15:10	AS
cis-1,2-Dichloroethene	2.8		ug/L	1.0	1.0	1	09/10/21	09/10/21 15:10	AS
trans-1,2-Dichloroethene	ND		ug/L	1.0	1.0	1	09/10/21	09/10/21 15:10	AS



Rabecka Koons, Quality Assurance Officer

The results in this report apply to the samples analyzed in accordance with the chain of custody document. This analytical report must be reproduced in its entirety.

Project: GUDE LANDFILL

Project Number: 1556404
Project Manager: Laura Oakes

Report revised to include acrylonitrile. Consolidated report to include all results for all work orders listed on pages 2-4.
Reported:

09/24/21 11:41

MW-23B

1090717-09 (Nonpotable Water)
Sample Date: 09/07/21

Analyte	Result	Notes	Units	Reporting Limit (MRL)	Detection Limit (LOD)	Dilution	Prepared	Analyzed	Analyst
Volatile Organics by EPA 8260B (GC/MS) Prepared by GCMS-WATER-VOLATILES (continued)									
1,2-Dichloropropane	ND		ug/L	1.0	1.0	1	09/10/21	09/10/21 15:10	AS
1,3-Dichloropropane	ND		ug/L	1.0	1.0	1	09/10/21	09/10/21 15:10	AS
2,2-Dichloropropane	ND		ug/L	1.0	1.0	1	09/10/21	09/10/21 15:10	AS
1,1-Dichloropropene	ND		ug/L	1.0	1.0	1	09/10/21	09/10/21 15:10	AS
cis-1,3-Dichloropropene	ND		ug/L	1.0	1.0	1	09/10/21	09/10/21 15:10	AS
trans-1,3-Dichloropropene	ND		ug/L	1.0	1.0	1	09/10/21	09/10/21 15:10	AS
Ethyl methacrylate	ND		ug/L	5.0	5.0	1	09/10/21	09/10/21 15:10	AS
Ethylbenzene	ND		ug/L	1.0	1.0	1	09/10/21	09/10/21 15:10	AS
2-Hexanone	ND		ug/L	5.0	5.0	1	09/10/21	09/10/21 15:10	AS
Isobutanol	ND		ug/L	100	100	1	09/10/21	09/10/21 15:10	AS
Iodomethane	ND		ug/L	1.0	1.0	1	09/10/21	09/10/21 15:10	AS
Methyl tert-butyl ether (MTBE)	ND		ug/L	1.0	1.0	1	09/10/21	09/10/21 15:10	AS
4-Methyl-2-pentanone	ND		ug/L	5.0	5.0	1	09/10/21	09/10/21 15:10	AS
Methylene chloride	ND		ug/L	1.0	1.0	1	09/10/21	09/10/21 15:10	AS
Methyl methacrylate	ND		ug/L	5.0	5.0	1	09/10/21	09/10/21 15:10	AS
Styrene	ND		ug/L	1.0	1.0	1	09/10/21	09/10/21 15:10	AS
1,1,1,2-Tetrachloroethane	ND		ug/L	1.0	1.0	1	09/10/21	09/10/21 15:10	AS
1,1,2,2-Tetrachloroethane	ND		ug/L	1.0	1.0	1	09/10/21	09/10/21 15:10	AS
Tetrachloroethene	1.9		ug/L	1.0	1.0	1	09/10/21	09/10/21 15:10	AS
Toluene	ND		ug/L	1.0	1.0	1	09/10/21	09/10/21 15:10	AS
1,1,1-Trichloroethane	ND		ug/L	1.0	1.0	1	09/10/21	09/10/21 15:10	AS
1,1,2-Trichloroethane	ND		ug/L	1.0	1.0	1	09/10/21	09/10/21 15:10	AS
Trichloroethene	ND		ug/L	1.0	1.0	1	09/10/21	09/10/21 15:10	AS
Trichlorofluoromethane (Freon 11)	ND		ug/L	1.0	1.0	1	09/10/21	09/10/21 15:10	AS
1,2,3-Trichloropropane	ND		ug/L	1.0	1.0	1	09/10/21	09/10/21 15:10	AS
Vinyl acetate	ND		ug/L	1.0	1.0	1	09/10/21	09/10/21 15:10	AS
Vinyl chloride	ND		ug/L	1.0	1.0	1	09/10/21	09/10/21 15:10	AS
o-Xylene	ND		ug/L	1.0	1.0	1	09/10/21	09/10/21 15:10	AS
m- & p-Xylenes	ND		ug/L	1.0	1.0	1	09/10/21	09/10/21 15:10	AS
Surrogate: 1,2-Dichloroethane-d4			70-130	111 %	09/10/21		09/10/21 15:10		
Surrogate: Toluene-d8			75-120	112 %	09/10/21		09/10/21 15:10		
Surrogate: 4-Bromofluorobenzene			75-120	94 %	09/10/21		09/10/21 15:10		

Rabecka Koons

The results in this report apply to the samples analyzed in accordance with the chain of custody document. This analytical report must be reproduced in its entirety.

Rabecka Koons, Quality Assurance Officer

Project: GUDE LANDFILL

Report revised to include acrylonitrile. Consolidated report to include all results for all work orders listed on pages 2-4.

Project Number: 1556404

Project Manager: Laura Oakes

Reported:

09/24/21 11:41

MW-23B

1090717-09 (Nonpotable Water)

Sample Date: 09/07/21

Analyte	Result	Notes	Units	Reporting Limit (MRL)	Detection Limit (LOD)	Dilution	Prepared	Analyzed	Analyst
EDB and DBCP by EPA 8011 Prepared by 504.1 EDB/DBCP									
1,2-Dibromo-3-chloropropane	ND		ug/L	0.048	0.048	1	09/15/21	09/15/21 20:07	EH
1,2-Dibromoethane (EDB)	ND		ug/L	0.019	0.019	1	09/15/21	09/15/21 20:07	EH
Total Metals Analysis by EPA 6020B Prepared by 3010A-Metals Digestion									
Hardness as CaCO3	125000		ug/L	500	500	1	09/10/21	09/13/21 14:15	CWK
Antimony	ND		ug/L	1.00	1.00	1	09/10/21	09/13/21 14:15	CWK
Arsenic	ND		ug/L	1.00	1.00	1	09/10/21	09/13/21 14:15	CWK
Barium	162		ug/L	1.00	1.00	1	09/10/21	09/13/21 14:15	CWK
Beryllium	ND		ug/L	1.00	1.00	1	09/10/21	09/13/21 14:15	CWK
Cadmium	ND		ug/L	1.00	1.00	1	09/10/21	09/13/21 14:15	CWK
Calcium	17900		ug/L	80.0	80.0	1	09/10/21	09/13/21 14:15	CWK
Chromium	25.4		ug/L	1.00	1.00	1	09/10/21	09/13/21 14:15	CWK
Cobalt	7.06		ug/L	1.00	1.00	1	09/10/21	09/13/21 14:15	CWK
Copper	3.65		ug/L	1.00	1.00	1	09/10/21	09/13/21 14:15	CWK
Iron	8950		ug/L	100	5.00	1	09/10/21	09/13/21 14:15	CWK
Lead	3.99		ug/L	1.00	1.00	1	09/10/21	09/13/21 14:15	CWK
Magnesium	19500		ug/L	100	100	1	09/10/21	09/13/21 14:15	CWK
Manganese	136		ug/L	1.00	1.00	1	09/10/21	09/13/21 14:15	CWK
Mercury	0.221		ug/L	0.100	0.100	1	09/10/21	09/13/21 14:15	CWK
Nickel	27.2		ug/L	1.00	1.00	1	09/10/21	09/13/21 14:15	CWK
Potassium	3790		ug/L	100	100	1	09/10/21	09/13/21 14:15	CWK
Selenium	1.57		ug/L	1.00	1.00	1	09/10/21	09/13/21 14:15	CWK
Silver	ND		ug/L	1.00	1.00	1	09/10/21	09/13/21 14:15	CWK
Sodium	23800		ug/L	100	100	1	09/10/21	09/13/21 14:15	CWK
Thallium	ND		ug/L	1.00	1.00	1	09/10/21	09/13/21 14:15	CWK
Vanadium	10.6		ug/L	1.00	1.00	1	09/10/21	09/13/21 14:15	CWK
Zinc	674		ug/L	4.00	4.00	1	09/10/21	09/13/21 14:15	CWK

Rabecka Koons

The results in this report apply to the samples analyzed in accordance with the chain of custody document. This analytical report must be reproduced in its entirety.

Rabecka Koons, Quality Assurance Officer

Project: GUDE LANDFILL

Project Number: 1556404
Project Manager: Laura Oakes

Report revised to include acrylonitrile. Consolidated report to include all results for all work orders listed on pages 2-4.
Reported:

09/24/21 11:41

MW-23B

1090717-09 (Nonpotable Water)
Sample Date: 09/07/21

Analyte	Result	Notes	Units	Reporting Limit (MRL)	Detection Limit (LOD)	Dilution	Prepared	Analyzed	Analyst
Chemical Oxygen Demand by EPA 410.4 Prepared by COD (03) Prep									
COD	18.0		mg/L	3.0	3.0	1	09/10/21	09/10/21 13:49	CRP
Conductivity by SM2510 Prepared by Conductivity									
Conductivity	395		uS/cm			1	09/08/21	09/08/21 15:46	AD
Anions by EPA 300.0 Prepared by 300.0 Anions Prep									
Chloride	87.5	QB-01, B	mg/L	0.500	0.500	1	09/08/21	09/09/21 06:01	ZZZ
Nitrate	13.6		mg/L	0.050	0.050	1	09/08/21	09/09/21 06:01	ZZZ
Nitrate (as N)	3.06		mg/L	0.011	0.011	1	09/08/21	09/09/21 06:01	ZZZ
Sulfate	3.3		mg/L	0.3	0.3	1	09/08/21	09/09/21 06:01	ZZZ
Total Suspended Solids by USGS I-3765-85 Prepared by TSS PREP									
Solids, Suspended	657		mg/L	7.6	7.6	1	09/10/21	09/13/21 13:59	ART
Total Dissolved Solids by SM 2540C Prepared by TDS Prep									
Solids, Dissolved	219		mg/L	10.0	10.0	1	09/13/21	09/14/21 14:29	CRP
EPA 350.1 Performed at Pace Analytical Services, LLC - Ormond Beach Lab									
Nitrogen, Ammonia	ND		mg/L	0.050	0.035	1	09/20/21	09/20/21 13:57	RRB
SM 2320B Performed at Pace Analytical Services, LLC - Ormond Beach Lab									
Alkalinity, Total as CaCO3	35.6		mg/L	5.0	5.0	1	09/17/21	09/17/21 12:21	AGS

Rabecka Koons

Rabecka Koons, Quality Assurance Officer

The results in this report apply to the samples analyzed in accordance with the chain of custody document. This analytical report must be reproduced in its entirety.

Project: GUDE LANDFILL

Project Number: 1556404
Project Manager: Laura Oakes

Report revised to include acrylonitrile. Consolidated report to include all results for all work orders listed on pages 2-4.
Reported:

09/24/21 11:41

OB-10

**1090717-10 (Nonpotable Water)
Sample Date: 09/07/21**

Analyte	Result	Notes	Units	Reporting Limit (MRL)	Detection Limit (LOD)	Dilution	Prepared	Analyzed	Analyst
pH measurement by EPA 9040C Prepared by pH (Paper or Meter)									
pH	6.01	O-07	pH Units			1	09/07/21	09/07/21 18:12	ART
Turbidity by EPA 180.1 Prepared by Turbidity Prep									
Turbidity	ND		NTU	0.500	0.110	1	09/08/21	09/08/21 10:25	CRP
Volatile Organics by EPA 8260B (GC/MS) Prepared by GCMS-WATER-VOLATILES									
Acetone	ND		ug/L	5.0	5.0	1	09/10/21	09/10/21 15:33	AS
Acrylonitrile	ND		ug/L	5.0	5.0	1	09/10/21	09/10/21 15:33	AS
Allyl chloride (3-Chloropropylene)	ND		ug/L	1.0	1.0	1	09/10/21	09/10/21 15:33	AS
Benzene	1.7		ug/L	1.0	1.0	1	09/10/21	09/10/21 15:33	AS
Bromochloromethane	ND		ug/L	1.0	1.0	1	09/10/21	09/10/21 15:33	AS
Bromodichloromethane	ND		ug/L	1.0	1.0	1	09/10/21	09/10/21 15:33	AS
Bromoform	ND		ug/L	1.0	1.0	1	09/10/21	09/10/21 15:33	AS
Bromomethane	ND		ug/L	1.0	1.0	1	09/10/21	09/10/21 15:33	AS
2-Butanone (MEK)	ND		ug/L	5.0	5.0	1	09/10/21	09/10/21 15:33	AS
Carbon disulfide	ND		ug/L	1.0	1.0	1	09/10/21	09/10/21 15:33	AS
Carbon tetrachloride	ND		ug/L	1.0	1.0	1	09/10/21	09/10/21 15:33	AS
Chlorobenzene	5.6		ug/L	1.0	1.0	1	09/10/21	09/10/21 15:33	AS
Chloroethane	ND		ug/L	1.0	1.0	1	09/10/21	09/10/21 15:33	AS
Chloroform	ND		ug/L	1.0	1.0	1	09/10/21	09/10/21 15:33	AS
Chloromethane	ND		ug/L	1.0	1.0	1	09/10/21	09/10/21 15:33	AS
Chloroprene	ND		ug/L	1.0	1.0	1	09/10/21	09/10/21 15:33	AS
Dibromochloromethane	ND		ug/L	1.0	1.0	1	09/10/21	09/10/21 15:33	AS
1,2-Dibromo-3-chloropropane	ND		ug/L	1.0	1.0	1	09/10/21	09/10/21 15:33	AS
1,2-Dibromoethane (EDB)	ND		ug/L	1.0	1.0	1	09/10/21	09/10/21 15:33	AS
Dibromomethane	ND		ug/L	1.0	1.0	1	09/10/21	09/10/21 15:33	AS
1,2-Dichlorobenzene	ND		ug/L	1.0	1.0	1	09/10/21	09/10/21 15:33	AS
1,4-Dichlorobenzene	11.4		ug/L	1.0	1.0	1	09/10/21	09/10/21 15:33	AS
trans-1,4-Dichloro-2-butene	ND		ug/L	1.0	1.0	1	09/10/21	09/10/21 15:33	AS
1,1-Dichloroethane	1.2		ug/L	1.0	1.0	1	09/10/21	09/10/21 15:33	AS
1,2-Dichloroethane	ND		ug/L	1.0	1.0	1	09/10/21	09/10/21 15:33	AS
1,1-Dichloroethene	ND		ug/L	1.0	1.0	1	09/10/21	09/10/21 15:33	AS
cis-1,2-Dichloroethene	23.5		ug/L	1.0	1.0	1	09/10/21	09/10/21 15:33	AS
trans-1,2-Dichloroethene	1.6		ug/L	1.0	1.0	1	09/10/21	09/10/21 15:33	AS
1,2-Dichloropropane	1.9		ug/L	1.0	1.0	1	09/10/21	09/10/21 15:33	AS

The results in this report apply to the samples analyzed in accordance with the chain of custody document. This analytical report must be reproduced in its entirety.



Rabecka Koons, Quality Assurance Officer

Project: GUDE LANDFILL

Project Number: 1556404
Project Manager: Laura Oakes

Report revised to include acrylonitrile. Consolidated report to include all results for all work orders listed on pages 2-4.
Reported:

09/24/21 11:41

OB-10

**1090717-10 (Nonpotable Water)
Sample Date: 09/07/21**

Analyte	Result	Notes	Units	Reporting Limit (MRL)	Detection Limit (LOD)	Dilution	Prepared	Analyzed	Analyst
Volatile Organics by EPA 8260B (GC/MS) Prepared by GCMS-WATER-VOLATILES (continued)									
1,3-Dichloropropane	ND		ug/L	1.0	1.0	1	09/10/21	09/10/21 15:33	AS
2,2-Dichloropropane	ND		ug/L	1.0	1.0	1	09/10/21	09/10/21 15:33	AS
1,1-Dichloropropene	ND		ug/L	1.0	1.0	1	09/10/21	09/10/21 15:33	AS
cis-1,3-Dichloropropene	ND		ug/L	1.0	1.0	1	09/10/21	09/10/21 15:33	AS
trans-1,3-Dichloropropene	ND		ug/L	1.0	1.0	1	09/10/21	09/10/21 15:33	AS
Ethyl methacrylate	ND		ug/L	5.0	5.0	1	09/10/21	09/10/21 15:33	AS
Ethylbenzene	ND		ug/L	1.0	1.0	1	09/10/21	09/10/21 15:33	AS
2-Hexanone	ND		ug/L	5.0	5.0	1	09/10/21	09/10/21 15:33	AS
Isobutanol	ND		ug/L	100	100	1	09/10/21	09/10/21 15:33	AS
Iodomethane	ND		ug/L	1.0	1.0	1	09/10/21	09/10/21 15:33	AS
Methyl tert-butyl ether (MTBE)	ND		ug/L	1.0	1.0	1	09/10/21	09/10/21 15:33	AS
4-Methyl-2-pentanone	ND		ug/L	5.0	5.0	1	09/10/21	09/10/21 15:33	AS
Methylene chloride	ND		ug/L	1.0	1.0	1	09/10/21	09/10/21 15:33	AS
Methyl methacrylate	ND		ug/L	5.0	5.0	1	09/10/21	09/10/21 15:33	AS
Styrene	ND		ug/L	1.0	1.0	1	09/10/21	09/10/21 15:33	AS
1,1,1,2-Tetrachloroethane	ND		ug/L	1.0	1.0	1	09/10/21	09/10/21 15:33	AS
1,1,2,2-Tetrachloroethane	ND		ug/L	1.0	1.0	1	09/10/21	09/10/21 15:33	AS
Tetrachloroethene	ND		ug/L	1.0	1.0	1	09/10/21	09/10/21 15:33	AS
Toluene	ND		ug/L	1.0	1.0	1	09/10/21	09/10/21 15:33	AS
1,1,1-Trichloroethane	ND		ug/L	1.0	1.0	1	09/10/21	09/10/21 15:33	AS
1,1,2-Trichloroethane	ND		ug/L	1.0	1.0	1	09/10/21	09/10/21 15:33	AS
Trichloroethene	2.5		ug/L	1.0	1.0	1	09/10/21	09/10/21 15:33	AS
Trichlorofluoromethane (Freon 11)	ND		ug/L	1.0	1.0	1	09/10/21	09/10/21 15:33	AS
1,2,3-Trichloropropane	ND		ug/L	1.0	1.0	1	09/10/21	09/10/21 15:33	AS
Vinyl acetate	ND		ug/L	1.0	1.0	1	09/10/21	09/10/21 15:33	AS
Vinyl chloride	21.4		ug/L	1.0	1.0	1	09/10/21	09/10/21 15:33	AS
o-Xylene	ND		ug/L	1.0	1.0	1	09/10/21	09/10/21 15:33	AS
m- & p-Xylenes	ND		ug/L	1.0	1.0	1	09/10/21	09/10/21 15:33	AS
Surrogate: 1,2-Dichloroethane-d4			70-130	108 %			09/10/21	09/10/21 15:33	
Surrogate: Toluene-d8			75-120	113 %			09/10/21	09/10/21 15:33	
Surrogate: 4-Bromofluorobenzene			75-120	93 %			09/10/21	09/10/21 15:33	

Rabecka Koons

The results in this report apply to the samples analyzed in accordance with the chain of custody document. This analytical report must be reproduced in its entirety.

Rabecka Koons, Quality Assurance Officer

Project: GUDE LANDFILL

Project Number: 1556404
Project Manager: Laura Oakes

Report revised to include acrylonitrile. Consolidated report to include all results for all work orders listed on pages 2-4.
Reported:

09/24/21 11:41

OB-10

**1090717-10 (Nonpotable Water)
Sample Date: 09/07/21**

Analyte	Result	Notes	Units	Reporting Limit (MRL)	Detection Limit (LOD)	Dilution	Prepared	Analyzed	Analyst
EDB and DBCP by EPA 8011 Prepared by 504.1 EDB/DBCP									
1,2-Dibromo-3-chloropropane	ND		ug/L	0.048	0.048	1	09/15/21	09/15/21 20:24	EH
1,2-Dibromoethane (EDB)	ND		ug/L	0.019	0.019	1	09/15/21	09/15/21 20:24	EH
Total Metals Analysis by EPA 6020B Prepared by 3010A-Metals Digestion									
Hardness as CaCO3	426000		ug/L	500	500	1	09/10/21	09/13/21 14:18	CWK
Antimony	ND		ug/L	1.00	1.00	1	09/10/21	09/13/21 14:18	CWK
Arsenic	ND		ug/L	1.00	1.00	1	09/10/21	09/13/21 14:18	CWK
Barium	135		ug/L	1.00	1.00	1	09/10/21	09/13/21 14:18	CWK
Beryllium	ND		ug/L	1.00	1.00	1	09/10/21	09/13/21 14:18	CWK
Cadmium	ND		ug/L	1.00	1.00	1	09/10/21	09/13/21 14:18	CWK
Calcium	80600		ug/L	80.0	80.0	1	09/10/21	09/13/21 14:18	CWK
Chromium	ND		ug/L	1.00	1.00	1	09/10/21	09/13/21 14:18	CWK
Cobalt	21.6		ug/L	1.00	1.00	1	09/10/21	09/13/21 14:18	CWK
Copper	ND		ug/L	1.00	1.00	1	09/10/21	09/13/21 14:18	CWK
Iron	1980		ug/L	100	5.00	1	09/10/21	09/13/21 14:18	CWK
Lead	ND		ug/L	1.00	1.00	1	09/10/21	09/13/21 14:18	CWK
Magnesium	54500		ug/L	100	100	1	09/10/21	09/13/21 14:18	CWK
Manganese	14000		ug/L	50.0	50.0	50	09/10/21	09/13/21 17:05	CWK
Mercury	ND		ug/L	0.100	0.100	1	09/10/21	09/13/21 14:18	CWK
Nickel	26.1		ug/L	1.00	1.00	1	09/10/21	09/13/21 14:18	CWK
Potassium	4360		ug/L	100	100	1	09/10/21	09/13/21 14:18	CWK
Selenium	ND		ug/L	1.00	1.00	1	09/10/21	09/13/21 14:18	CWK
Silver	ND		ug/L	1.00	1.00	1	09/10/21	09/13/21 14:18	CWK
Sodium	30200		ug/L	100	100	1	09/10/21	09/13/21 14:18	CWK
Thallium	ND		ug/L	1.00	1.00	1	09/10/21	09/13/21 14:18	CWK
Vanadium	ND		ug/L	1.00	1.00	1	09/10/21	09/13/21 14:18	CWK
Zinc	4.58		ug/L	4.00	4.00	1	09/10/21	09/13/21 14:18	CWK

Rabecka Koons

The results in this report apply to the samples analyzed in accordance with the chain of custody document. This analytical report must be reproduced in its entirety.

Rabecka Koons, Quality Assurance Officer

Project: GUDE LANDFILL

Project Number: 1556404
Project Manager: Laura Oakes

Report revised to include acrylonitrile. Consolidated report to include all results for all work orders listed on pages 2-4.
Reported:

09/24/21 11:41

OB-10

**1090717-10 (Nonpotable Water)
Sample Date: 09/07/21**

Analyte	Result	Notes	Units	Reporting Limit (MRL)	Detection Limit (LOD)	Dilution	Prepared	Analyzed	Analyst
Chemical Oxygen Demand by EPA 410.4 Prepared by COD (03) Prep									
COD	46.6		mg/L	3.0	3.0	1	09/10/21	09/10/21 13:50	CRP
Conductivity by SM2510 Prepared by Conductivity									
Conductivity	1170		uS/cm			1	09/08/21	09/08/21 15:46	AD
Anions by EPA 300.0 Prepared by 300.0 Anions Prep									
Chloride	278	QB-01, B	mg/L	0.500	0.500	1	09/08/21	09/09/21 06:23	ZZZ
Nitrate	ND		mg/L	0.050	0.050	1	09/08/21	09/09/21 06:23	ZZZ
Nitrate (as N)	ND		mg/L	0.011	0.011	1	09/08/21	09/09/21 06:23	ZZZ
Sulfate	1.1		mg/L	0.3	0.3	1	09/08/21	09/09/21 06:23	ZZZ
Total Suspended Solids by USGS I-3765-85 Prepared by TSS PREP									
Solids, Suspended	31.8		mg/L	2.2	2.2	1	09/10/21	09/13/21 13:59	ART
Total Dissolved Solids by SM 2540C Prepared by TDS Prep									
Solids, Dissolved	619		mg/L	10.0	10.0	1	09/13/21	09/14/21 14:29	CRP
EPA 350.1 Performed at Pace Analytical Services, LLC - Ormond Beach Lab									
Nitrogen, Ammonia	ND		mg/L	0.050	0.035	1	09/20/21	09/20/21 13:58	RRB
SM 2320B Performed at Pace Analytical Services, LLC - Ormond Beach Lab									
Alkalinity, Total as CaCO3	160		mg/L	5.0	5.0	1	09/17/21	09/17/21 12:27	AGS

Rabecka Koons

Rabecka Koons, Quality Assurance Officer

The results in this report apply to the samples analyzed in accordance with the chain of custody document. This analytical report must be reproduced in its entirety.

Project: GUDE LANDFILL

Project Number: 1556404
Project Manager: Laura Oakes

Report revised to include acrylonitrile. Consolidated report to include all results for all work orders listed on pages 2-4.
Reported:

09/24/21 11:41

MW-4

**1090717-11 (Nonpotable Water)
Sample Date: 09/07/21**

Analyte	Result	Notes	Units	Reporting Limit (MRL)	Detection Limit (LOD)	Dilution	Prepared	Analyzed	Analyst
pH measurement by EPA 9040C Prepared by pH (Paper or Meter)									
pH	5.82	O-07	pH Units			1	09/07/21	09/07/21 18:12	ART
Turbidity by EPA 180.1 Prepared by Turbidity Prep									
Turbidity	228		NTU	5.00	1.10	10	09/08/21	09/08/21 10:48	CRP
Volatile Organics by EPA 8260B (GC/MS) Prepared by GCMS-WATER-VOLATILES									
Acetone	ND		ug/L	5.0	5.0	1	09/10/21	09/10/21 15:56	AS
Acrylonitrile	ND		ug/L	5.0	5.0	1	09/10/21	09/10/21 15:56	AS
Allyl chloride (3-Chloropropylene)	ND		ug/L	1.0	1.0	1	09/10/21	09/10/21 15:56	AS
Benzene	ND		ug/L	1.0	1.0	1	09/10/21	09/10/21 15:56	AS
Bromochloromethane	ND		ug/L	1.0	1.0	1	09/10/21	09/10/21 15:56	AS
Bromodichloromethane	ND		ug/L	1.0	1.0	1	09/10/21	09/10/21 15:56	AS
Bromoform	ND		ug/L	1.0	1.0	1	09/10/21	09/10/21 15:56	AS
Bromomethane	ND		ug/L	1.0	1.0	1	09/10/21	09/10/21 15:56	AS
2-Butanone (MEK)	ND		ug/L	5.0	5.0	1	09/10/21	09/10/21 15:56	AS
Carbon disulfide	ND		ug/L	1.0	1.0	1	09/10/21	09/10/21 15:56	AS
Carbon tetrachloride	ND		ug/L	1.0	1.0	1	09/10/21	09/10/21 15:56	AS
Chlorobenzene	ND		ug/L	1.0	1.0	1	09/10/21	09/10/21 15:56	AS
Chloroethane	ND		ug/L	1.0	1.0	1	09/10/21	09/10/21 15:56	AS
Chloroform	ND		ug/L	1.0	1.0	1	09/10/21	09/10/21 15:56	AS
Chloromethane	ND		ug/L	1.0	1.0	1	09/10/21	09/10/21 15:56	AS
Chloroprene	ND		ug/L	1.0	1.0	1	09/10/21	09/10/21 15:56	AS
Dibromochloromethane	ND		ug/L	1.0	1.0	1	09/10/21	09/10/21 15:56	AS
1,2-Dibromo-3-chloropropane	ND		ug/L	1.0	1.0	1	09/10/21	09/10/21 15:56	AS
1,2-Dibromoethane (EDB)	ND		ug/L	1.0	1.0	1	09/10/21	09/10/21 15:56	AS
Dibromomethane	ND		ug/L	1.0	1.0	1	09/10/21	09/10/21 15:56	AS
1,2-Dichlorobenzene	ND		ug/L	1.0	1.0	1	09/10/21	09/10/21 15:56	AS
1,4-Dichlorobenzene	ND		ug/L	1.0	1.0	1	09/10/21	09/10/21 15:56	AS
trans-1,4-Dichloro-2-butene	ND		ug/L	1.0	1.0	1	09/10/21	09/10/21 15:56	AS
1,1-Dichloroethane	ND		ug/L	1.0	1.0	1	09/10/21	09/10/21 15:56	AS
1,2-Dichloroethane	ND		ug/L	1.0	1.0	1	09/10/21	09/10/21 15:56	AS
1,1-Dichloroethene	ND		ug/L	1.0	1.0	1	09/10/21	09/10/21 15:56	AS
cis-1,2-Dichloroethene	ND		ug/L	1.0	1.0	1	09/10/21	09/10/21 15:56	AS
trans-1,2-Dichloroethene	ND		ug/L	1.0	1.0	1	09/10/21	09/10/21 15:56	AS



Rabecka Koons, Quality Assurance Officer

The results in this report apply to the samples analyzed in accordance with the chain of custody document. This analytical report must be reproduced in its entirety.

Project: GUDE LANDFILL

Project Number: 1556404
Project Manager: Laura Oakes

Report revised to include acrylonitrile. Consolidated report to include all results for all work orders listed on pages 2-4.
Reported:

09/24/21 11:41

MW-4

**1090717-11 (Nonpotable Water)
Sample Date: 09/07/21**

Analyte	Result	Notes	Units	Reporting Limit (MRL)	Detection Limit (LOD)	Dilution	Prepared	Analyzed	Analyst
Volatile Organics by EPA 8260B (GC/MS) Prepared by GCMS-WATER-VOLATILES (continued)									
1,2-Dichloropropane	ND		ug/L	1.0	1.0	1	09/10/21	09/10/21 15:56	AS
1,3-Dichloropropane	ND		ug/L	1.0	1.0	1	09/10/21	09/10/21 15:56	AS
2,2-Dichloropropane	ND		ug/L	1.0	1.0	1	09/10/21	09/10/21 15:56	AS
1,1-Dichloropropene	ND		ug/L	1.0	1.0	1	09/10/21	09/10/21 15:56	AS
cis-1,3-Dichloropropene	ND		ug/L	1.0	1.0	1	09/10/21	09/10/21 15:56	AS
trans-1,3-Dichloropropene	ND		ug/L	1.0	1.0	1	09/10/21	09/10/21 15:56	AS
Ethyl methacrylate	ND		ug/L	5.0	5.0	1	09/10/21	09/10/21 15:56	AS
Ethylbenzene	ND		ug/L	1.0	1.0	1	09/10/21	09/10/21 15:56	AS
2-Hexanone	ND		ug/L	5.0	5.0	1	09/10/21	09/10/21 15:56	AS
Isobutanol	ND		ug/L	100	100	1	09/10/21	09/10/21 15:56	AS
Iodomethane	ND		ug/L	1.0	1.0	1	09/10/21	09/10/21 15:56	AS
Methyl tert-butyl ether (MTBE)	ND		ug/L	1.0	1.0	1	09/10/21	09/10/21 15:56	AS
4-Methyl-2-pentanone	ND		ug/L	5.0	5.0	1	09/10/21	09/10/21 15:56	AS
Methylene chloride	ND		ug/L	1.0	1.0	1	09/10/21	09/10/21 15:56	AS
Methyl methacrylate	ND		ug/L	5.0	5.0	1	09/10/21	09/10/21 15:56	AS
Styrene	ND		ug/L	1.0	1.0	1	09/10/21	09/10/21 15:56	AS
1,1,1,2-Tetrachloroethane	ND		ug/L	1.0	1.0	1	09/10/21	09/10/21 15:56	AS
1,1,2,2-Tetrachloroethane	ND		ug/L	1.0	1.0	1	09/10/21	09/10/21 15:56	AS
Tetrachloroethene	ND		ug/L	1.0	1.0	1	09/10/21	09/10/21 15:56	AS
Toluene	ND		ug/L	1.0	1.0	1	09/10/21	09/10/21 15:56	AS
1,1,1-Trichloroethane	ND		ug/L	1.0	1.0	1	09/10/21	09/10/21 15:56	AS
1,1,2-Trichloroethane	ND		ug/L	1.0	1.0	1	09/10/21	09/10/21 15:56	AS
Trichloroethene	ND		ug/L	1.0	1.0	1	09/10/21	09/10/21 15:56	AS
Trichlorofluoromethane (Freon 11)	ND		ug/L	1.0	1.0	1	09/10/21	09/10/21 15:56	AS
1,2,3-Trichloropropane	ND		ug/L	1.0	1.0	1	09/10/21	09/10/21 15:56	AS
Vinyl acetate	ND		ug/L	1.0	1.0	1	09/10/21	09/10/21 15:56	AS
Vinyl chloride	ND		ug/L	1.0	1.0	1	09/10/21	09/10/21 15:56	AS
o-Xylene	ND		ug/L	1.0	1.0	1	09/10/21	09/10/21 15:56	AS
m- & p-Xylenes	ND		ug/L	1.0	1.0	1	09/10/21	09/10/21 15:56	AS
Surrogate: 1,2-Dichloroethane-d4			70-130	112 %	09/10/21		09/10/21 15:56		
Surrogate: Toluene-d8			75-120	112 %	09/10/21		09/10/21 15:56		
Surrogate: 4-Bromofluorobenzene			75-120	92 %	09/10/21		09/10/21 15:56		

Rabecka Koons

The results in this report apply to the samples analyzed in accordance with the chain of custody document. This analytical report must be reproduced in its entirety.

Rabecka Koons, Quality Assurance Officer

Project: GUDE LANDFILL

Report revised to include acrylonitrile. Consolidated report to include all results for all work orders listed on pages 2-4.

Project Number: 1556404

Project Manager: Laura Oakes

Reported:

09/24/21 11:41

MW-4

1090717-11 (Nonpotable Water)

Sample Date: 09/07/21

Analyte	Result	Notes	Units	Reporting Limit (MRL)	Detection Limit (LOD)	Dilution	Prepared	Analyzed	Analyst
EDB and DBCP by EPA 8011 Prepared by 504.1 EDB/DBCP									
1,2-Dibromo-3-chloropropane	ND		ug/L	0.047	0.047	1	09/15/21	09/15/21 20:42	EH
1,2-Dibromoethane (EDB)	ND		ug/L	0.019	0.019	1	09/15/21	09/15/21 20:42	EH
Total Metals Analysis by EPA 6020B Prepared by 3010A-Metals Digestion									
Hardness as CaCO3	239000		ug/L	500	500	1	09/10/21	09/13/21 14:47	CWK
Antimony	ND		ug/L	1.00	1.00	1	09/10/21	09/13/21 14:47	CWK
Arsenic	2.50		ug/L	1.00	1.00	1	09/10/21	09/13/21 14:47	CWK
Barium	180		ug/L	1.00	1.00	1	09/10/21	09/13/21 14:47	CWK
Beryllium	1.57		ug/L	1.00	1.00	1	09/10/21	09/13/21 14:47	CWK
Cadmium	ND		ug/L	1.00	1.00	1	09/10/21	09/13/21 14:47	CWK
Calcium	40600		ug/L	80.0	80.0	1	09/10/21	09/13/21 14:47	CWK
Chromium	25.7		ug/L	1.00	1.00	1	09/10/21	09/13/21 14:47	CWK
Cobalt	13.6		ug/L	1.00	1.00	1	09/10/21	09/13/21 14:47	CWK
Copper	20.4		ug/L	1.00	1.00	1	09/10/21	09/13/21 14:47	CWK
Iron	25600		ug/L	100	5.00	1	09/10/21	09/13/21 14:47	CWK
Lead	15.2		ug/L	1.00	1.00	1	09/10/21	09/13/21 14:47	CWK
Magnesium	33500		ug/L	100	100	1	09/10/21	09/13/21 14:47	CWK
Manganese	1730		ug/L	5.00	5.00	5	09/10/21	09/13/21 16:44	CWK
Mercury	0.221		ug/L	0.100	0.100	1	09/10/21	09/13/21 14:47	CWK
Nickel	31.4		ug/L	1.00	1.00	1	09/10/21	09/13/21 14:47	CWK
Potassium	8800		ug/L	100	100	1	09/10/21	09/13/21 14:47	CWK
Selenium	3.27		ug/L	1.00	1.00	1	09/10/21	09/13/21 14:47	CWK
Silver	ND		ug/L	1.00	1.00	1	09/10/21	09/13/21 14:47	CWK
Sodium	31100		ug/L	100	100	1	09/10/21	09/13/21 14:47	CWK
Thallium	ND		ug/L	1.00	1.00	1	09/10/21	09/13/21 14:47	CWK
Vanadium	15.3		ug/L	1.00	1.00	1	09/10/21	09/13/21 14:47	CWK
Zinc	91.8		ug/L	4.00	4.00	1	09/10/21	09/13/21 14:47	CWK

Rabecka Koons

Rabecka Koons, Quality Assurance Officer

The results in this report apply to the samples analyzed in accordance with the chain of custody document. This analytical report must be reproduced in its entirety.

Project: GUDE LANDFILL

Project Number: 1556404
Project Manager: Laura Oakes

Report revised to include acrylonitrile. Consolidated report to include all results for all work orders listed on pages 2-4.
Reported:

09/24/21 11:41

MW-4

**1090717-11 (Nonpotable Water)
Sample Date: 09/07/21**

Analyte	Result	Notes	Units	Reporting Limit (MRL)	Detection Limit (LOD)	Dilution	Prepared	Analyzed	Analyst
Chemical Oxygen Demand by EPA 410.4 Prepared by COD (03) Prep									
COD	4.8		mg/L	3.0	3.0	1	09/10/21	09/10/21 13:50	CRP
Conductivity by SM2510 Prepared by Conductivity									
Conductivity	664		uS/cm			1	09/08/21	09/08/21 15:46	AD
Anions by EPA 300.0 Prepared by 300.0 Anions Prep									
Chloride	170	QB-01, B	mg/L	0.500	0.500	1	09/08/21	09/09/21 06:45	ZZZ
Nitrate	3.00		mg/L	0.050	0.050	1	09/08/21	09/09/21 06:45	ZZZ
Nitrate (as N)	0.677		mg/L	0.011	0.011	1	09/08/21	09/09/21 06:45	ZZZ
Sulfate	3.8		mg/L	0.3	0.3	1	09/08/21	09/09/21 06:45	ZZZ
Total Suspended Solids by USGS I-3765-85 Prepared by TSS PREP									
Solids, Suspended	7920		mg/L	14.7	14.7	1	09/10/21	09/13/21 13:59	ART
Total Dissolved Solids by SM 2540C Prepared by TDS Prep									
Solids, Dissolved	254		mg/L	10.0	10.0	1	09/13/21	09/14/21 14:29	CRP
EPA 350.1 Performed at Pace Analytical Services, LLC - Ormond Beach Lab									
Nitrogen, Ammonia	ND		mg/L	0.050	0.035	1	09/20/21	09/20/21 14:04	RRB
SM 2320B Performed at Pace Analytical Services, LLC - Ormond Beach Lab									
Alkalinity, Total as CaCO3	55.9		mg/L	5.0	5.0	1	09/17/21	09/17/21 12:32	AGS



Rabecka Koons, Quality Assurance Officer

The results in this report apply to the samples analyzed in accordance with the chain of custody document. This analytical report must be reproduced in its entirety.

Project: GUDE LANDFILL

Project Number: 1556404
Project Manager: Laura Oakes

Report revised to include acrylonitrile. Consolidated report to include all results for all work orders listed on pages 2-4.
Reported:

09/24/21 11:41

ST-70

**1090717-12 (Nonpotable Water)
Sample Date: 09/07/21**

Analyte	Result	Notes	Units	Reporting Limit (MRL)	Detection Limit (LOD)	Dilution	Prepared	Analyzed	Analyst
pH measurement by EPA 9040C Prepared by pH (Paper or Meter)									
pH	7.22	O-07	pH Units			1	09/07/21	09/07/21 18:12	ART
Turbidity by EPA 180.1 Prepared by Turbidity Prep									
Turbidity	4.54		NTU	0.500	0.110	1	09/08/21	09/08/21 10:32	CRP
Volatile Organics by EPA 8260B (GC/MS) Prepared by GCMS-WATER-VOLATILES									
Acetone	17.7		ug/L	5.0	5.0	1	09/10/21	09/10/21 16:19	AS
Acrylonitrile	ND		ug/L	5.0	5.0	1	09/10/21	09/10/21 16:19	AS
Allyl chloride (3-Chloropropylene)	ND		ug/L	1.0	1.0	1	09/10/21	09/10/21 16:19	AS
Benzene	ND		ug/L	1.0	1.0	1	09/10/21	09/10/21 16:19	AS
Bromochloromethane	ND		ug/L	1.0	1.0	1	09/10/21	09/10/21 16:19	AS
Bromodichloromethane	ND		ug/L	1.0	1.0	1	09/10/21	09/10/21 16:19	AS
Bromoform	ND		ug/L	1.0	1.0	1	09/10/21	09/10/21 16:19	AS
Bromomethane	ND		ug/L	1.0	1.0	1	09/10/21	09/10/21 16:19	AS
2-Butanone (MEK)	ND		ug/L	5.0	5.0	1	09/10/21	09/10/21 16:19	AS
Carbon disulfide	ND		ug/L	1.0	1.0	1	09/10/21	09/10/21 16:19	AS
Carbon tetrachloride	ND		ug/L	1.0	1.0	1	09/10/21	09/10/21 16:19	AS
Chlorobenzene	ND		ug/L	1.0	1.0	1	09/10/21	09/10/21 16:19	AS
Chloroethane	ND		ug/L	1.0	1.0	1	09/10/21	09/10/21 16:19	AS
Chloroform	ND		ug/L	1.0	1.0	1	09/10/21	09/10/21 16:19	AS
Chloromethane	ND		ug/L	1.0	1.0	1	09/10/21	09/10/21 16:19	AS
Chloroprene	ND		ug/L	1.0	1.0	1	09/10/21	09/10/21 16:19	AS
Dibromochloromethane	ND		ug/L	1.0	1.0	1	09/10/21	09/10/21 16:19	AS
1,2-Dibromo-3-chloropropane	ND		ug/L	1.0	1.0	1	09/10/21	09/10/21 16:19	AS
1,2-Dibromoethane (EDB)	ND		ug/L	1.0	1.0	1	09/10/21	09/10/21 16:19	AS
Dibromomethane	ND		ug/L	1.0	1.0	1	09/10/21	09/10/21 16:19	AS
1,2-Dichlorobenzene	ND		ug/L	1.0	1.0	1	09/10/21	09/10/21 16:19	AS
1,4-Dichlorobenzene	ND		ug/L	1.0	1.0	1	09/10/21	09/10/21 16:19	AS
trans-1,4-Dichloro-2-butene	ND		ug/L	1.0	1.0	1	09/10/21	09/10/21 16:19	AS
1,1-Dichloroethane	ND		ug/L	1.0	1.0	1	09/10/21	09/10/21 16:19	AS
1,2-Dichloroethane	ND		ug/L	1.0	1.0	1	09/10/21	09/10/21 16:19	AS
1,1-Dichloroethene	ND		ug/L	1.0	1.0	1	09/10/21	09/10/21 16:19	AS
cis-1,2-Dichloroethene	ND		ug/L	1.0	1.0	1	09/10/21	09/10/21 16:19	AS
trans-1,2-Dichloroethene	ND		ug/L	1.0	1.0	1	09/10/21	09/10/21 16:19	AS



Rabecka Koons, Quality Assurance Officer

The results in this report apply to the samples analyzed in accordance with the chain of custody document. This analytical report must be reproduced in its entirety.

Project: GUDE LANDFILL

Project Number: 1556404
Project Manager: Laura Oakes

Report revised to include acrylonitrile. Consolidated report to include all results for all work orders listed on pages 2-4.
Reported:

09/24/21 11:41

ST-70

**1090717-12 (Nonpotable Water)
Sample Date: 09/07/21**

Analyte	Result	Notes	Units	Reporting Limit (MRL)	Detection Limit (LOD)	Dilution	Prepared	Analyzed	Analyst
Volatile Organics by EPA 8260B (GC/MS) Prepared by GCMS-WATER-VOLATILES (continued)									
1,2-Dichloropropane	ND		ug/L	1.0	1.0	1	09/10/21	09/10/21 16:19	AS
1,3-Dichloropropane	ND		ug/L	1.0	1.0	1	09/10/21	09/10/21 16:19	AS
2,2-Dichloropropane	ND		ug/L	1.0	1.0	1	09/10/21	09/10/21 16:19	AS
1,1-Dichloropropene	ND		ug/L	1.0	1.0	1	09/10/21	09/10/21 16:19	AS
cis-1,3-Dichloropropene	ND		ug/L	1.0	1.0	1	09/10/21	09/10/21 16:19	AS
trans-1,3-Dichloropropene	ND		ug/L	1.0	1.0	1	09/10/21	09/10/21 16:19	AS
Ethyl methacrylate	ND		ug/L	5.0	5.0	1	09/10/21	09/10/21 16:19	AS
Ethylbenzene	ND		ug/L	1.0	1.0	1	09/10/21	09/10/21 16:19	AS
2-Hexanone	ND		ug/L	5.0	5.0	1	09/10/21	09/10/21 16:19	AS
Isobutanol	ND		ug/L	100	100	1	09/10/21	09/10/21 16:19	AS
Iodomethane	ND		ug/L	1.0	1.0	1	09/10/21	09/10/21 16:19	AS
Methyl tert-butyl ether (MTBE)	ND		ug/L	1.0	1.0	1	09/10/21	09/10/21 16:19	AS
4-Methyl-2-pentanone	ND		ug/L	5.0	5.0	1	09/10/21	09/10/21 16:19	AS
Methylene chloride	ND		ug/L	1.0	1.0	1	09/10/21	09/10/21 16:19	AS
Methyl methacrylate	ND		ug/L	5.0	5.0	1	09/10/21	09/10/21 16:19	AS
Styrene	ND		ug/L	1.0	1.0	1	09/10/21	09/10/21 16:19	AS
1,1,1,2-Tetrachloroethane	ND		ug/L	1.0	1.0	1	09/10/21	09/10/21 16:19	AS
1,1,2,2-Tetrachloroethane	ND		ug/L	1.0	1.0	1	09/10/21	09/10/21 16:19	AS
Tetrachloroethene	ND		ug/L	1.0	1.0	1	09/10/21	09/10/21 16:19	AS
Toluene	ND		ug/L	1.0	1.0	1	09/10/21	09/10/21 16:19	AS
1,1,1-Trichloroethane	ND		ug/L	1.0	1.0	1	09/10/21	09/10/21 16:19	AS
1,1,2-Trichloroethane	ND		ug/L	1.0	1.0	1	09/10/21	09/10/21 16:19	AS
Trichloroethene	ND		ug/L	1.0	1.0	1	09/10/21	09/10/21 16:19	AS
Trichlorofluoromethane (Freon 11)	ND		ug/L	1.0	1.0	1	09/10/21	09/10/21 16:19	AS
1,2,3-Trichloropropane	ND		ug/L	1.0	1.0	1	09/10/21	09/10/21 16:19	AS
Vinyl acetate	ND		ug/L	1.0	1.0	1	09/10/21	09/10/21 16:19	AS
Vinyl chloride	ND		ug/L	1.0	1.0	1	09/10/21	09/10/21 16:19	AS
o-Xylene	ND		ug/L	1.0	1.0	1	09/10/21	09/10/21 16:19	AS
m- & p-Xylenes	ND		ug/L	1.0	1.0	1	09/10/21	09/10/21 16:19	AS
Surrogate: 1,2-Dichloroethane-d4			70-130	110 %	09/10/21		09/10/21 16:19		
Surrogate: Toluene-d8			75-120	113 %	09/10/21		09/10/21 16:19		
Surrogate: 4-Bromofluorobenzene			75-120	93 %	09/10/21		09/10/21 16:19		

Rabecka Koons

The results in this report apply to the samples analyzed in accordance with the chain of custody document. This analytical report must be reproduced in its entirety.

Rabecka Koons, Quality Assurance Officer

Project: GUDE LANDFILL

Project Number: 1556404
Project Manager: Laura Oakes

Report revised to include acrylonitrile. Consolidated report to include all results for all work orders listed on pages 2-4.
Reported:

09/24/21 11:41

ST-70

**1090717-12 (Nonpotable Water)
Sample Date: 09/07/21**

Analyte	Result	Notes	Units	Reporting Limit (MRL)	Detection Limit (LOD)	Dilution	Prepared	Analyzed	Analyst
EDB and DBCP by EPA 8011 Prepared by 504.1 EDB/DBCP									
1,2-Dibromo-3-chloropropane	ND		ug/L	0.047	0.047	1	09/15/21	09/15/21 20:59	EH
1,2-Dibromoethane (EDB)	ND		ug/L	0.019	0.019	1	09/15/21	09/15/21 20:59	EH
Total Metals Analysis by EPA 6020B Prepared by 3010A-Metals Digestion									
Hardness as CaCO3	182000		ug/L	500	500	1	09/10/21	09/13/21 14:50	CWK
Antimony	1.00		ug/L	1.00	1.00	1	09/10/21	09/13/21 14:50	CWK
Arsenic	ND		ug/L	1.00	1.00	1	09/10/21	09/13/21 14:50	CWK
Barium	90.2		ug/L	1.00	1.00	1	09/10/21	09/13/21 14:50	CWK
Beryllium	ND		ug/L	1.00	1.00	1	09/10/21	09/13/21 14:50	CWK
Cadmium	ND		ug/L	1.00	1.00	1	09/10/21	09/13/21 14:50	CWK
Calcium	42300		ug/L	80.0	80.0	1	09/10/21	09/13/21 14:50	CWK
Chromium	6.74		ug/L	1.00	1.00	1	09/10/21	09/13/21 14:50	CWK
Cobalt	3.59		ug/L	1.00	1.00	1	09/10/21	09/13/21 14:50	CWK
Copper	9.03		ug/L	1.00	1.00	1	09/10/21	09/13/21 14:50	CWK
Iron	915		ug/L	100	5.00	1	09/10/21	09/13/21 14:50	CWK
Lead	1.86		ug/L	1.00	1.00	1	09/10/21	09/13/21 14:50	CWK
Magnesium	18500		ug/L	100	100	1	09/10/21	09/13/21 14:50	CWK
Manganese	1290		ug/L	5.00	5.00	5	09/10/21	09/13/21 16:47	CWK
Mercury	ND		ug/L	0.100	0.100	1	09/10/21	09/13/21 14:50	CWK
Nickel	10.6		ug/L	1.00	1.00	1	09/10/21	09/13/21 14:50	CWK
Potassium	7640		ug/L	100	100	1	09/10/21	09/13/21 14:50	CWK
Selenium	ND		ug/L	1.00	1.00	1	09/10/21	09/13/21 14:50	CWK
Silver	ND		ug/L	1.00	1.00	1	09/10/21	09/13/21 14:50	CWK
Sodium	45000		ug/L	100	100	1	09/10/21	09/13/21 14:50	CWK
Thallium	ND		ug/L	1.00	1.00	1	09/10/21	09/13/21 14:50	CWK
Vanadium	ND		ug/L	1.00	1.00	1	09/10/21	09/13/21 14:50	CWK
Zinc	24.2		ug/L	4.00	4.00	1	09/10/21	09/13/21 14:50	CWK



Rabecka Koons, Quality Assurance Officer

The results in this report apply to the samples analyzed in accordance with the chain of custody document. This analytical report must be reproduced in its entirety.

Project: GUDE LANDFILL

Project Number: 1556404
Project Manager: Laura Oakes

Report revised to include acrylonitrile. Consolidated report to include all results for all work orders listed on pages 2-4.

Reported:
09/24/21 11:41

ST-70

**1090717-12 (Nonpotable Water)
Sample Date: 09/07/21**

Analyte	Result	Notes	Units	Reporting Limit (MRL)	Detection Limit (LOD)	Dilution	Prepared	Analyzed	Analyst
Chemical Oxygen Demand by EPA 410.4 Prepared by COD (03) Prep									
COD	33.5		mg/L	3.0	3.0	1	09/10/21	09/10/21 13:51	CRP
Conductivity by SM2510 Prepared by Conductivity									
Conductivity	661		uS/cm			1	09/08/21	09/08/21 15:46	AD
Anions by EPA 300.0 Prepared by 300.0 Anions Prep									
Chloride	118	QB-01, B	mg/L	0.500	0.500	1	09/08/21	09/09/21 07:06	ZZZ
Nitrate	2.58		mg/L	0.050	0.050	1	09/08/21	09/09/21 07:06	ZZZ
Nitrate (as N)	0.584		mg/L	0.011	0.011	1	09/08/21	09/09/21 07:06	ZZZ
Sulfate	26.1		mg/L	0.3	0.3	1	09/08/21	09/09/21 07:06	ZZZ
Total Suspended Solids by USGS I-3765-85 Prepared by TSS PREP									
Solids, Suspended	8.1		mg/L	3.9	3.9	1	09/10/21	09/13/21 13:59	ART
Total Dissolved Solids by SM 2540C Prepared by TDS Prep									
Solids, Dissolved	370		mg/L	10.0	10.0	1	09/13/21	09/14/21 14:29	CRP
EPA 350.1 Performed at Pace Analytical Services, LLC - Ormond Beach Lab									
Nitrogen, Ammonia	2.1		mg/L	0.050	0.035	1	09/20/21	09/20/21 14:05	RRB
SM 2320B Performed at Pace Analytical Services, LLC - Ormond Beach Lab									
Alkalinity, Total as CaCO3	122		mg/L	5.0	5.0	1	09/17/21	09/17/21 12:38	AGS



Rabecka Koons, Quality Assurance Officer

The results in this report apply to the samples analyzed in accordance with the chain of custody document. This analytical report must be reproduced in its entirety.

Project: GUDE LANDFILL

Project Number: 1556404
Project Manager: Laura Oakes

Report revised to include acrylonitrile. Consolidated report to include all results for all work orders listed on pages 2-4.
Reported:

09/24/21 11:41

MW-6

**1090717-13 (Nonpotable Water)
Sample Date: 09/07/21**

Analyte	Result	Notes	Units	Reporting Limit (MRL)	Detection Limit (LOD)	Dilution	Prepared	Analyzed	Analyst
pH measurement by EPA 9040C Prepared by pH (Paper or Meter)									
pH	5.93	O-07	pH Units			1	09/07/21	09/07/21 18:12	ART
Turbidity by EPA 180.1 Prepared by Turbidity Prep									
Turbidity	23.2		NTU	0.500	0.110	1	09/08/21	09/08/21 10:35	CRP
Volatile Organics by EPA 8260B (GC/MS) Prepared by GCMS-WATER-VOLATILES									
Acetone	ND		ug/L	5.0	5.0	1	09/10/21	09/10/21 16:41	AS
Acrylonitrile	ND		ug/L	5.0	5.0	1	09/10/21	09/10/21 16:41	AS
Allyl chloride (3-Chloropropylene)	ND		ug/L	1.0	1.0	1	09/10/21	09/10/21 16:41	AS
Benzene	ND		ug/L	1.0	1.0	1	09/10/21	09/10/21 16:41	AS
Bromochloromethane	ND		ug/L	1.0	1.0	1	09/10/21	09/10/21 16:41	AS
Bromodichloromethane	ND		ug/L	1.0	1.0	1	09/10/21	09/10/21 16:41	AS
Bromoform	ND		ug/L	1.0	1.0	1	09/10/21	09/10/21 16:41	AS
Bromomethane	ND		ug/L	1.0	1.0	1	09/10/21	09/10/21 16:41	AS
2-Butanone (MEK)	ND		ug/L	5.0	5.0	1	09/10/21	09/10/21 16:41	AS
Carbon disulfide	ND		ug/L	1.0	1.0	1	09/10/21	09/10/21 16:41	AS
Carbon tetrachloride	ND		ug/L	1.0	1.0	1	09/10/21	09/10/21 16:41	AS
Chlorobenzene	10.1		ug/L	1.0	1.0	1	09/10/21	09/10/21 16:41	AS
Chloroethane	ND		ug/L	1.0	1.0	1	09/10/21	09/10/21 16:41	AS
Chloroform	ND		ug/L	1.0	1.0	1	09/10/21	09/10/21 16:41	AS
Chloromethane	ND		ug/L	1.0	1.0	1	09/10/21	09/10/21 16:41	AS
Chloroprene	ND		ug/L	1.0	1.0	1	09/10/21	09/10/21 16:41	AS
Dibromochloromethane	ND		ug/L	1.0	1.0	1	09/10/21	09/10/21 16:41	AS
1,2-Dibromo-3-chloropropane	ND		ug/L	1.0	1.0	1	09/10/21	09/10/21 16:41	AS
1,2-Dibromoethane (EDB)	ND		ug/L	1.0	1.0	1	09/10/21	09/10/21 16:41	AS
Dibromomethane	ND		ug/L	1.0	1.0	1	09/10/21	09/10/21 16:41	AS
1,2-Dichlorobenzene	ND		ug/L	1.0	1.0	1	09/10/21	09/10/21 16:41	AS
1,4-Dichlorobenzene	ND		ug/L	1.0	1.0	1	09/10/21	09/10/21 16:41	AS
trans-1,4-Dichloro-2-butene	ND		ug/L	1.0	1.0	1	09/10/21	09/10/21 16:41	AS
1,1-Dichloroethane	ND		ug/L	1.0	1.0	1	09/10/21	09/10/21 16:41	AS
1,2-Dichloroethane	ND		ug/L	1.0	1.0	1	09/10/21	09/10/21 16:41	AS
1,1-Dichloroethene	ND		ug/L	1.0	1.0	1	09/10/21	09/10/21 16:41	AS
cis-1,2-Dichloroethene	2.3		ug/L	1.0	1.0	1	09/10/21	09/10/21 16:41	AS
trans-1,2-Dichloroethene	ND		ug/L	1.0	1.0	1	09/10/21	09/10/21 16:41	AS

The results in this report apply to the samples analyzed in accordance with the chain of custody document. This analytical report must be reproduced in its entirety.



Rabecka Koons, Quality Assurance Officer

Project: GUDE LANDFILL

Project Number: 1556404
Project Manager: Laura Oakes

Report revised to include acrylonitrile. Consolidated report to include all results for all work orders listed on pages 2-4.
Reported:

09/24/21 11:41

MW-6

**1090717-13 (Nonpotable Water)
Sample Date: 09/07/21**

Analyte	Result	Notes	Units	Reporting Limit (MRL)	Detection Limit (LOD)	Dilution	Prepared	Analyzed	Analyst
Volatile Organics by EPA 8260B (GC/MS) Prepared by GCMS-WATER-VOLATILES (continued)									
1,2-Dichloropropane	ND		ug/L	1.0	1.0	1	09/10/21	09/10/21 16:41	AS
1,3-Dichloropropane	ND		ug/L	1.0	1.0	1	09/10/21	09/10/21 16:41	AS
2,2-Dichloropropane	ND		ug/L	1.0	1.0	1	09/10/21	09/10/21 16:41	AS
1,1-Dichloropropene	ND		ug/L	1.0	1.0	1	09/10/21	09/10/21 16:41	AS
cis-1,3-Dichloropropene	ND		ug/L	1.0	1.0	1	09/10/21	09/10/21 16:41	AS
trans-1,3-Dichloropropene	ND		ug/L	1.0	1.0	1	09/10/21	09/10/21 16:41	AS
Ethyl methacrylate	ND		ug/L	5.0	5.0	1	09/10/21	09/10/21 16:41	AS
Ethylbenzene	ND		ug/L	1.0	1.0	1	09/10/21	09/10/21 16:41	AS
2-Hexanone	ND		ug/L	5.0	5.0	1	09/10/21	09/10/21 16:41	AS
Isobutanol	ND		ug/L	100	100	1	09/10/21	09/10/21 16:41	AS
Iodomethane	ND		ug/L	1.0	1.0	1	09/10/21	09/10/21 16:41	AS
Methyl tert-butyl ether (MTBE)	ND		ug/L	1.0	1.0	1	09/10/21	09/10/21 16:41	AS
4-Methyl-2-pentanone	ND		ug/L	5.0	5.0	1	09/10/21	09/10/21 16:41	AS
Methylene chloride	ND		ug/L	1.0	1.0	1	09/10/21	09/10/21 16:41	AS
Methyl methacrylate	ND		ug/L	5.0	5.0	1	09/10/21	09/10/21 16:41	AS
Styrene	ND		ug/L	1.0	1.0	1	09/10/21	09/10/21 16:41	AS
1,1,1,2-Tetrachloroethane	ND		ug/L	1.0	1.0	1	09/10/21	09/10/21 16:41	AS
1,1,2,2-Tetrachloroethane	ND		ug/L	1.0	1.0	1	09/10/21	09/10/21 16:41	AS
Tetrachloroethene	ND		ug/L	1.0	1.0	1	09/10/21	09/10/21 16:41	AS
Toluene	ND		ug/L	1.0	1.0	1	09/10/21	09/10/21 16:41	AS
1,1,1-Trichloroethane	ND		ug/L	1.0	1.0	1	09/10/21	09/10/21 16:41	AS
1,1,2-Trichloroethane	ND		ug/L	1.0	1.0	1	09/10/21	09/10/21 16:41	AS
Trichloroethene	ND		ug/L	1.0	1.0	1	09/10/21	09/10/21 16:41	AS
Trichlorofluoromethane (Freon 11)	ND		ug/L	1.0	1.0	1	09/10/21	09/10/21 16:41	AS
1,2,3-Trichloropropane	ND		ug/L	1.0	1.0	1	09/10/21	09/10/21 16:41	AS
Vinyl acetate	ND		ug/L	1.0	1.0	1	09/10/21	09/10/21 16:41	AS
Vinyl chloride	ND		ug/L	1.0	1.0	1	09/10/21	09/10/21 16:41	AS
o-Xylene	ND		ug/L	1.0	1.0	1	09/10/21	09/10/21 16:41	AS
m- & p-Xylenes	ND		ug/L	1.0	1.0	1	09/10/21	09/10/21 16:41	AS
Surrogate: 1,2-Dichloroethane-d4			70-130	109 %	09/10/21		09/10/21 16:41		
Surrogate: Toluene-d8			75-120	114 %	09/10/21		09/10/21 16:41		
Surrogate: 4-Bromofluorobenzene			75-120	93 %	09/10/21		09/10/21 16:41		



Rabecka Koons, Quality Assurance Officer

The results in this report apply to the samples analyzed in accordance with the chain of custody document. This analytical report must be reproduced in its entirety.

Project: GUDE LANDFILL

Project Number: 1556404
Project Manager: Laura Oakes

Report revised to include acrylonitrile. Consolidated report to include all results for all work orders listed on pages 2-4.

Reported:
09/24/21 11:41

MW-6

**1090717-13 (Nonpotable Water)
Sample Date: 09/07/21**

Analyte	Result	Notes	Units	Reporting Limit (MRL)	Detection Limit (LOD)	Dilution	Prepared	Analyzed	Analyst
EDB and DBCP by EPA 8011 Prepared by 504.1 EDB/DBCP									
1,2-Dibromo-3-chloropropane	ND		ug/L	0.048	0.048	1	09/15/21	09/15/21 21:17	EH
1,2-Dibromoethane (EDB)	ND		ug/L	0.019	0.019	1	09/15/21	09/15/21 21:17	EH
Total Metals Analysis by EPA 6020B Prepared by 3010A-Metals Digestion									
Hardness as CaCO3	504000		ug/L	500	500	1	09/10/21	09/13/21 14:52	CWK
Antimony	ND		ug/L	1.00	1.00	1	09/10/21	09/13/21 14:52	CWK
Arsenic	ND		ug/L	1.00	1.00	1	09/10/21	09/13/21 14:52	CWK
Barium	429		ug/L	1.00	1.00	1	09/10/21	09/13/21 14:52	CWK
Beryllium	ND		ug/L	1.00	1.00	1	09/10/21	09/13/21 14:52	CWK
Cadmium	ND		ug/L	1.00	1.00	1	09/10/21	09/13/21 14:52	CWK
Calcium	80600		ug/L	80.0	80.0	1	09/10/21	09/13/21 14:52	CWK
Chromium	3.02		ug/L	1.00	1.00	1	09/10/21	09/13/21 14:52	CWK
Cobalt	638		ug/L	1.00	1.00	1	09/10/21	09/13/21 14:52	CWK
Copper	6.23		ug/L	1.00	1.00	1	09/10/21	09/13/21 14:52	CWK
Iron	4870		ug/L	100	5.00	1	09/10/21	09/13/21 14:52	CWK
Lead	ND		ug/L	1.00	1.00	1	09/10/21	09/13/21 14:52	CWK
Magnesium	73400		ug/L	100	100	1	09/10/21	09/13/21 14:52	CWK
Manganese	42900		ug/L	50.0	50.0	50	09/10/21	09/13/21 16:49	CWK
Mercury	ND		ug/L	0.100	0.100	1	09/10/21	09/13/21 14:52	CWK
Nickel	83.4		ug/L	1.00	1.00	1	09/10/21	09/13/21 14:52	CWK
Potassium	4740		ug/L	100	100	1	09/10/21	09/13/21 14:52	CWK
Selenium	6.03		ug/L	1.00	1.00	1	09/10/21	09/13/21 14:52	CWK
Silver	ND		ug/L	1.00	1.00	1	09/10/21	09/13/21 14:52	CWK
Sodium	182000		ug/L	5000	5000	50	09/10/21	09/13/21 16:49	CWK
Thallium	ND		ug/L	1.00	1.00	1	09/10/21	09/13/21 14:52	CWK
Vanadium	ND		ug/L	1.00	1.00	1	09/10/21	09/13/21 14:52	CWK
Zinc	42.9		ug/L	4.00	4.00	1	09/10/21	09/13/21 14:52	CWK



Rabecka Koons, Quality Assurance Officer

The results in this report apply to the samples analyzed in accordance with the chain of custody document. This analytical report must be reproduced in its entirety.

Project: GUDE LANDFILL

Project Number: 1556404
Project Manager: Laura Oakes

Report revised to include acrylonitrile. Consolidated report to include all results for all work orders listed on pages 2-4.
Reported:

09/24/21 11:41

MW-6

**1090717-13 (Nonpotable Water)
Sample Date: 09/07/21**

Analyte	Result	Notes	Units	Reporting Limit (MRL)	Detection Limit (LOD)	Dilution	Prepared	Analyzed	Analyst
Chemical Oxygen Demand by EPA 410.4 Prepared by COD (03) Prep									
COD	31.8		mg/L	3.0	3.0	1	09/10/21	09/10/21 13:52	CRP
Conductivity by SM2510 Prepared by Conductivity									
Conductivity	2040		uS/cm			1	09/08/21	09/08/21 15:46	AD
Anions by EPA 300.0 Prepared by 300.0 Anions Prep									
Nitrate	0.128		mg/L	0.050	0.050	1	09/08/21	09/09/21 07:28	ZZZ
Nitrate (as N)	0.029		mg/L	0.011	0.011	1	09/08/21	09/09/21 07:28	ZZZ
Sulfate	30.8		mg/L	0.3	0.3	1	09/08/21	09/09/21 07:28	ZZZ
Total Suspended Solids by USGS I-3765-85 Prepared by TSS PREP									
Solids, Suspended	276		mg/L	6.3	6.3	1	09/10/21	09/13/21 13:59	ART
Total Dissolved Solids by SM 2540C Prepared by TDS Prep									
Solids, Dissolved	1110		mg/L	10.0	10.0	1	09/13/21	09/14/21 14:29	CRP
EPA 350.1 Performed at Pace Analytical Services, LLC - Ormond Beach Lab									
Nitrogen, Ammonia	ND		mg/L	0.050	0.035	1	09/20/21	09/20/21 14:07	RRB
SM 2320B Performed at Pace Analytical Services, LLC - Ormond Beach Lab									
Alkalinity, Total as CaCO3	248		mg/L	5.0	5.0	1	09/17/21	09/17/21 12:44	AGS



Rabecka Koons, Quality Assurance Officer

The results in this report apply to the samples analyzed in accordance with the chain of custody document. This analytical report must be reproduced in its entirety.

1500 Caton Center Dr Suite G
 Baltimore MD 21227
 410-247-7600
 www.mdspectral.com
 MD DW LabID 153

Project: GUDE LANDFILL

Project Number: 1556404
 Project Manager: Laura Oakes

Report revised to include acrylonitrile. Consolidated report to include all results for all work orders listed on pages 2-4.

Reported:
 09/24/21 11:41

MW-6

1090717-13RE1 (Nonpotable Water)
Sample Date: 09/07/21

Analyte	Result	Notes	Units	Reporting Limit (MRL)	Detection Limit (LOD)	Dilution	Prepared	Analyzed	Analyst
Anions by EPA 300.0 Prepared by 300.0 Anions Prep									
Chloride	515		mg/L	5.00	5.00	10	09/09/21	09/10/21 01:22	ZZZ



Rabecka Koons, Quality Assurance Officer

The results in this report apply to the samples analyzed in accordance with the chain of custody document. This analytical report must be reproduced in its entirety.

Project: GUDE LANDFILL

Project Number: 1556404
Project Manager: Laura Oakes

Report revised to include acrylonitrile. Consolidated report to include all results for all work orders listed on pages 2-4.
Reported:

09/24/21 11:41

TRIP BLANK

1090717-14 (Nonpotable Water)
Sample Date: 09/07/21

Analyte	Result	Notes	Units	Reporting Limit (MRL)	Detection Limit (LOD)	Dilution	Prepared	Analyzed	Analyst
Volatile Organics by EPA 8260B (GC/MS) Prepared by GCMS-WATER-VOLATILES									
Acetone	ND		ug/L	5.0	5.0	1	09/10/21	09/10/21 17:04	AS
Acrylonitrile	ND		ug/L	5.0	5.0	1	09/10/21	09/10/21 17:04	AS
Allyl chloride (3-Chloropropylene)	ND		ug/L	1.0	1.0	1	09/10/21	09/10/21 17:04	AS
Benzene	ND		ug/L	1.0	1.0	1	09/10/21	09/10/21 17:04	AS
Bromochloromethane	ND		ug/L	1.0	1.0	1	09/10/21	09/10/21 17:04	AS
Bromodichloromethane	ND		ug/L	1.0	1.0	1	09/10/21	09/10/21 17:04	AS
Bromoform	ND		ug/L	1.0	1.0	1	09/10/21	09/10/21 17:04	AS
Bromomethane	ND		ug/L	1.0	1.0	1	09/10/21	09/10/21 17:04	AS
2-Butanone (MEK)	ND		ug/L	5.0	5.0	1	09/10/21	09/10/21 17:04	AS
Carbon disulfide	ND		ug/L	1.0	1.0	1	09/10/21	09/10/21 17:04	AS
Carbon tetrachloride	ND		ug/L	1.0	1.0	1	09/10/21	09/10/21 17:04	AS
Chlorobenzene	ND		ug/L	1.0	1.0	1	09/10/21	09/10/21 17:04	AS
Chloroethane	ND		ug/L	1.0	1.0	1	09/10/21	09/10/21 17:04	AS
Chloroform	ND		ug/L	1.0	1.0	1	09/10/21	09/10/21 17:04	AS
Chloromethane	ND		ug/L	1.0	1.0	1	09/10/21	09/10/21 17:04	AS
Chloroprene	ND		ug/L	1.0	1.0	1	09/10/21	09/10/21 17:04	AS
Dibromochloromethane	ND		ug/L	1.0	1.0	1	09/10/21	09/10/21 17:04	AS
1,2-Dibromo-3-chloropropane	ND		ug/L	1.0	1.0	1	09/10/21	09/10/21 17:04	AS
1,2-Dibromoethane (EDB)	ND		ug/L	1.0	1.0	1	09/10/21	09/10/21 17:04	AS
Dibromomethane	ND		ug/L	1.0	1.0	1	09/10/21	09/10/21 17:04	AS
1,2-Dichlorobenzene	ND		ug/L	1.0	1.0	1	09/10/21	09/10/21 17:04	AS
1,4-Dichlorobenzene	ND		ug/L	1.0	1.0	1	09/10/21	09/10/21 17:04	AS
trans-1,4-Dichloro-2-butene	ND		ug/L	1.0	1.0	1	09/10/21	09/10/21 17:04	AS
1,1-Dichloroethane	ND		ug/L	1.0	1.0	1	09/10/21	09/10/21 17:04	AS
1,2-Dichloroethane	ND		ug/L	1.0	1.0	1	09/10/21	09/10/21 17:04	AS
1,1-Dichloroethene	ND		ug/L	1.0	1.0	1	09/10/21	09/10/21 17:04	AS
cis-1,2-Dichloroethene	ND		ug/L	1.0	1.0	1	09/10/21	09/10/21 17:04	AS
trans-1,2-Dichloroethene	ND		ug/L	1.0	1.0	1	09/10/21	09/10/21 17:04	AS
1,2-Dichloropropane	ND		ug/L	1.0	1.0	1	09/10/21	09/10/21 17:04	AS
1,3-Dichloropropane	ND		ug/L	1.0	1.0	1	09/10/21	09/10/21 17:04	AS
2,2-Dichloropropane	ND		ug/L	1.0	1.0	1	09/10/21	09/10/21 17:04	AS
1,1-Dichloropropene	ND		ug/L	1.0	1.0	1	09/10/21	09/10/21 17:04	AS



The results in this report apply to the samples analyzed in accordance with the chain of custody document. This analytical report must be reproduced in its entirety.

Rabecka Koons, Quality Assurance Officer

Project: GUDE LANDFILL

Project Number: 1556404
Project Manager: Laura Oakes

Report revised to include acrylonitrile. Consolidated report to include all results for all work orders listed on pages 2-4.
Reported:

09/24/21 11:41

TRIP BLANK

1090717-14 (Nonpotable Water)
Sample Date: 09/07/21

Analyte	Result	Notes	Units	Reporting Limit (MRL)	Detection Limit (LOD)	Dilution	Prepared	Analyzed	Analyst
Volatile Organics by EPA 8260B (GC/MS) Prepared by GCMS-WATER-VOLATILES (continued)									
cis-1,3-Dichloropropene	ND		ug/L	1.0	1.0	1	09/10/21	09/10/21 17:04	AS
trans-1,3-Dichloropropene	ND		ug/L	1.0	1.0	1	09/10/21	09/10/21 17:04	AS
Ethyl methacrylate	ND		ug/L	5.0	5.0	1	09/10/21	09/10/21 17:04	AS
Ethylbenzene	ND		ug/L	1.0	1.0	1	09/10/21	09/10/21 17:04	AS
2-Hexanone	ND		ug/L	5.0	5.0	1	09/10/21	09/10/21 17:04	AS
Isobutanol	ND		ug/L	100	100	1	09/10/21	09/10/21 17:04	AS
Iodomethane	ND		ug/L	1.0	1.0	1	09/10/21	09/10/21 17:04	AS
Methyl tert-butyl ether (MTBE)	ND		ug/L	1.0	1.0	1	09/10/21	09/10/21 17:04	AS
4-Methyl-2-pentanone	ND		ug/L	5.0	5.0	1	09/10/21	09/10/21 17:04	AS
Methylene chloride	ND		ug/L	1.0	1.0	1	09/10/21	09/10/21 17:04	AS
Methyl methacrylate	ND		ug/L	5.0	5.0	1	09/10/21	09/10/21 17:04	AS
Styrene	ND		ug/L	1.0	1.0	1	09/10/21	09/10/21 17:04	AS
1,1,1,2-Tetrachloroethane	ND		ug/L	1.0	1.0	1	09/10/21	09/10/21 17:04	AS
1,1,2,2-Tetrachloroethane	ND		ug/L	1.0	1.0	1	09/10/21	09/10/21 17:04	AS
Tetrachloroethene	ND		ug/L	1.0	1.0	1	09/10/21	09/10/21 17:04	AS
Toluene	ND		ug/L	1.0	1.0	1	09/10/21	09/10/21 17:04	AS
1,1,1-Trichloroethane	ND		ug/L	1.0	1.0	1	09/10/21	09/10/21 17:04	AS
1,1,2-Trichloroethane	ND		ug/L	1.0	1.0	1	09/10/21	09/10/21 17:04	AS
Trichloroethene	ND		ug/L	1.0	1.0	1	09/10/21	09/10/21 17:04	AS
Trichlorofluoromethane (Freon 11)	ND		ug/L	1.0	1.0	1	09/10/21	09/10/21 17:04	AS
1,2,3-Trichloropropane	ND		ug/L	1.0	1.0	1	09/10/21	09/10/21 17:04	AS
Vinyl acetate	ND		ug/L	1.0	1.0	1	09/10/21	09/10/21 17:04	AS
Vinyl chloride	ND		ug/L	1.0	1.0	1	09/10/21	09/10/21 17:04	AS
o-Xylene	ND		ug/L	1.0	1.0	1	09/10/21	09/10/21 17:04	AS
m- & p-Xylenes	ND		ug/L	1.0	1.0	1	09/10/21	09/10/21 17:04	AS
Surrogate: 1,2-Dichloroethane-d4		70-130		108 %	09/10/21		09/10/21 17:04		
Surrogate: Toluene-d8		75-120		113 %	09/10/21		09/10/21 17:04		
Surrogate: 4-Bromofluorobenzene		75-120		92 %	09/10/21		09/10/21 17:04		

Rabecka Koons

The results in this report apply to the samples analyzed in accordance with the chain of custody document. This analytical report must be reproduced in its entirety.

Rabecka Koons, Quality Assurance Officer

Project: GUDE LANDFILL

Project Number: 1556404
Project Manager: Laura Oakes

Report revised to include acrylonitrile. Consolidated report to include all results for all work orders listed on pages 2-4.
Reported:

09/24/21 11:41

MW-19B

**1090816-01 (Nonpotable Water)
Sample Date: 09/08/21**

Analyte	Result	Notes	Units	Reporting Limit (MRL)	Detection Limit (LOD)	Dilution	Prepared	Analyzed	Analyst
pH measurement by EPA 9040C Prepared by pH (Paper or Meter)									
pH	6.11	O-07	pH Units			1	09/08/21	09/08/21 17:56	CRP
Turbidity by EPA 180.1 Prepared by Turbidity Prep									
Turbidity	ND		NTU	0.500	0.110	1	09/09/21	09/09/21 09:49	CRP
Volatile Organics by EPA 8260B (GC/MS) Prepared by GCMS-WATER-VOLATILES									
Acetone	ND		ug/L	5.0	5.0	1	09/10/21	09/10/21 17:27	AS
Acrylonitrile	ND		ug/L	5.0	5.0	1	09/10/21	09/10/21 17:27	AS
Allyl chloride (3-Chloropropylene)	ND		ug/L	1.0	1.0	1	09/10/21	09/10/21 17:27	AS
Benzene	ND		ug/L	1.0	1.0	1	09/10/21	09/10/21 17:27	AS
Bromochloromethane	ND		ug/L	1.0	1.0	1	09/10/21	09/10/21 17:27	AS
Bromodichloromethane	ND		ug/L	1.0	1.0	1	09/10/21	09/10/21 17:27	AS
Bromoform	ND		ug/L	1.0	1.0	1	09/10/21	09/10/21 17:27	AS
Bromomethane	ND		ug/L	1.0	1.0	1	09/10/21	09/10/21 17:27	AS
2-Butanone (MEK)	ND		ug/L	5.0	5.0	1	09/10/21	09/10/21 17:27	AS
Carbon disulfide	ND		ug/L	1.0	1.0	1	09/10/21	09/10/21 17:27	AS
Carbon tetrachloride	ND		ug/L	1.0	1.0	1	09/10/21	09/10/21 17:27	AS
Chlorobenzene	1.3		ug/L	1.0	1.0	1	09/10/21	09/10/21 17:27	AS
Chloroethane	ND		ug/L	1.0	1.0	1	09/10/21	09/10/21 17:27	AS
Chloroform	ND		ug/L	1.0	1.0	1	09/10/21	09/10/21 17:27	AS
Chloromethane	ND		ug/L	1.0	1.0	1	09/10/21	09/10/21 17:27	AS
Chloroprene	ND		ug/L	1.0	1.0	1	09/10/21	09/10/21 17:27	AS
Dibromochloromethane	ND		ug/L	1.0	1.0	1	09/10/21	09/10/21 17:27	AS
1,2-Dibromo-3-chloropropane	ND		ug/L	1.0	1.0	1	09/10/21	09/10/21 17:27	AS
1,2-Dibromoethane (EDB)	ND		ug/L	1.0	1.0	1	09/10/21	09/10/21 17:27	AS
Dibromomethane	ND		ug/L	1.0	1.0	1	09/10/21	09/10/21 17:27	AS
1,2-Dichlorobenzene	ND		ug/L	1.0	1.0	1	09/10/21	09/10/21 17:27	AS
1,4-Dichlorobenzene	1.3		ug/L	1.0	1.0	1	09/10/21	09/10/21 17:27	AS
trans-1,4-Dichloro-2-butene	ND		ug/L	1.0	1.0	1	09/10/21	09/10/21 17:27	AS
1,1-Dichloroethane	3.4		ug/L	1.0	1.0	1	09/10/21	09/10/21 17:27	AS
1,2-Dichloroethane	ND		ug/L	1.0	1.0	1	09/10/21	09/10/21 17:27	AS
1,1-Dichloroethene	ND		ug/L	1.0	1.0	1	09/10/21	09/10/21 17:27	AS
cis-1,2-Dichloroethene	12.4		ug/L	1.0	1.0	1	09/10/21	09/10/21 17:27	AS
trans-1,2-Dichloroethene	ND		ug/L	1.0	1.0	1	09/10/21	09/10/21 17:27	AS

The results in this report apply to the samples analyzed in accordance with the chain of custody document. This analytical report must be reproduced in its entirety.



Rabecka Koons, Quality Assurance Officer

Project: GUDE LANDFILL

Project Number: 1556404
Project Manager: Laura Oakes

Report revised to include acrylonitrile. Consolidated report to include all results for all work orders listed on pages 2-4.
Reported:

09/24/21 11:41

MW-19B

1090816-01 (Nonpotable Water)
Sample Date: 09/08/21

Analyte	Result	Notes	Units	Reporting Limit (MRL)	Detection Limit (LOD)	Dilution	Prepared	Analyzed	Analyst
Volatile Organics by EPA 8260B (GC/MS) Prepared by GCMS-WATER-VOLATILES (continued)									
1,2-Dichloropropane	ND		ug/L	1.0	1.0	1	09/10/21	09/10/21 17:27	AS
1,3-Dichloropropane	ND		ug/L	1.0	1.0	1	09/10/21	09/10/21 17:27	AS
2,2-Dichloropropane	ND		ug/L	1.0	1.0	1	09/10/21	09/10/21 17:27	AS
1,1-Dichloropropene	ND		ug/L	1.0	1.0	1	09/10/21	09/10/21 17:27	AS
cis-1,3-Dichloropropene	ND		ug/L	1.0	1.0	1	09/10/21	09/10/21 17:27	AS
trans-1,3-Dichloropropene	ND		ug/L	1.0	1.0	1	09/10/21	09/10/21 17:27	AS
Ethyl methacrylate	ND		ug/L	5.0	5.0	1	09/10/21	09/10/21 17:27	AS
Ethylbenzene	ND		ug/L	1.0	1.0	1	09/10/21	09/10/21 17:27	AS
2-Hexanone	ND		ug/L	5.0	5.0	1	09/10/21	09/10/21 17:27	AS
Isobutanol	ND		ug/L	100	100	1	09/10/21	09/10/21 17:27	AS
Iodomethane	ND		ug/L	1.0	1.0	1	09/10/21	09/10/21 17:27	AS
Methyl tert-butyl ether (MTBE)	ND		ug/L	1.0	1.0	1	09/10/21	09/10/21 17:27	AS
4-Methyl-2-pentanone	ND		ug/L	5.0	5.0	1	09/10/21	09/10/21 17:27	AS
Methylene chloride	ND		ug/L	1.0	1.0	1	09/10/21	09/10/21 17:27	AS
Methyl methacrylate	ND		ug/L	5.0	5.0	1	09/10/21	09/10/21 17:27	AS
Styrene	ND		ug/L	1.0	1.0	1	09/10/21	09/10/21 17:27	AS
1,1,1,2-Tetrachloroethane	ND		ug/L	1.0	1.0	1	09/10/21	09/10/21 17:27	AS
1,1,2,2-Tetrachloroethane	ND		ug/L	1.0	1.0	1	09/10/21	09/10/21 17:27	AS
Tetrachloroethene	2.2		ug/L	1.0	1.0	1	09/10/21	09/10/21 17:27	AS
Toluene	ND		ug/L	1.0	1.0	1	09/10/21	09/10/21 17:27	AS
1,1,1-Trichloroethane	ND		ug/L	1.0	1.0	1	09/10/21	09/10/21 17:27	AS
1,1,2-Trichloroethane	ND		ug/L	1.0	1.0	1	09/10/21	09/10/21 17:27	AS
Trichloroethene	3.5		ug/L	1.0	1.0	1	09/10/21	09/10/21 17:27	AS
Trichlorofluoromethane (Freon 11)	ND		ug/L	1.0	1.0	1	09/10/21	09/10/21 17:27	AS
1,2,3-Trichloropropane	ND		ug/L	1.0	1.0	1	09/10/21	09/10/21 17:27	AS
Vinyl acetate	ND		ug/L	1.0	1.0	1	09/10/21	09/10/21 17:27	AS
Vinyl chloride	ND		ug/L	1.0	1.0	1	09/10/21	09/10/21 17:27	AS
o-Xylene	ND		ug/L	1.0	1.0	1	09/10/21	09/10/21 17:27	AS
m- & p-Xylenes	ND		ug/L	1.0	1.0	1	09/10/21	09/10/21 17:27	AS
Surrogate: 1,2-Dichloroethane-d4			70-130	109 %	09/10/21		09/10/21 17:27		
Surrogate: Toluene-d8			75-120	113 %	09/10/21		09/10/21 17:27		
Surrogate: 4-Bromofluorobenzene			75-120	93 %	09/10/21		09/10/21 17:27		

Rabecka Koons

The results in this report apply to the samples analyzed in accordance with the chain of custody document. This analytical report must be reproduced in its entirety.

Rabecka Koons, Quality Assurance Officer

Project: GUDE LANDFILL

Project Number: 1556404
Project Manager: Laura Oakes

Report revised to include acrylonitrile. Consolidated report to include all results for all work orders listed on pages 2-4.
Reported:

09/24/21 11:41

MW-19B

1090816-01 (Nonpotable Water)
Sample Date: 09/08/21

Analyte	Result	Notes	Units	Reporting Limit (MRL)	Detection Limit (LOD)	Dilution	Prepared	Analyzed	Analyst
EDB and DBCP by EPA 8011 Prepared by 504.1 EDB/DBCP									
1,2-Dibromo-3-chloropropane	ND		ug/L	0.047	0.047	1	09/15/21	09/15/21 23:01	EH
1,2-Dibromoethane (EDB)	ND		ug/L	0.019	0.019	1	09/15/21	09/15/21 23:01	EH
Total Metals Analysis by EPA 6020B Prepared by 3010A-Metals Digestion									
Hardness as CaCO3	332000		ug/L	500	500	1	09/10/21	09/13/21 15:18	CWK
Antimony	ND		ug/L	1.00	1.00	1	09/10/21	09/13/21 15:18	CWK
Arsenic	ND		ug/L	1.00	1.00	1	09/10/21	09/13/21 15:18	CWK
Barium	33.5		ug/L	1.00	1.00	1	09/10/21	09/13/21 15:18	CWK
Beryllium	ND		ug/L	1.00	1.00	1	09/10/21	09/13/21 15:18	CWK
Cadmium	ND		ug/L	1.00	1.00	1	09/10/21	09/13/21 15:18	CWK
Calcium	75300		ug/L	80.0	80.0	1	09/10/21	09/13/21 15:18	CWK
Chromium	ND		ug/L	1.00	1.00	1	09/10/21	09/13/21 15:18	CWK
Cobalt	ND		ug/L	1.00	1.00	1	09/10/21	09/13/21 15:18	CWK
Copper	ND		ug/L	1.00	1.00	1	09/10/21	09/13/21 15:18	CWK
Iron	ND		ug/L	100	5.00	1	09/10/21	09/13/21 15:18	CWK
Lead	ND		ug/L	1.00	1.00	1	09/10/21	09/13/21 15:18	CWK
Magnesium	35100		ug/L	100	100	1	09/10/21	09/13/21 15:18	CWK
Manganese	25.2		ug/L	1.00	1.00	1	09/10/21	09/13/21 15:18	CWK
Mercury	0.170		ug/L	0.100	0.100	1	09/10/21	09/13/21 15:18	CWK
Nickel	3.32		ug/L	1.00	1.00	1	09/10/21	09/13/21 15:18	CWK
Potassium	2490		ug/L	100	100	1	09/10/21	09/13/21 15:18	CWK
Selenium	ND		ug/L	1.00	1.00	1	09/10/21	09/13/21 15:18	CWK
Silver	ND		ug/L	1.00	1.00	1	09/10/21	09/13/21 15:18	CWK
Sodium	23400		ug/L	100	100	1	09/10/21	09/13/21 15:18	CWK
Thallium	ND		ug/L	1.00	1.00	1	09/10/21	09/13/21 15:18	CWK
Vanadium	ND		ug/L	1.00	1.00	1	09/10/21	09/13/21 15:18	CWK
Zinc	ND		ug/L	4.00	4.00	1	09/10/21	09/13/21 15:18	CWK



Rabecka Koons, Quality Assurance Officer

The results in this report apply to the samples analyzed in accordance with the chain of custody document. This analytical report must be reproduced in its entirety.

Project: GUDE LANDFILL

Project Number: 1556404
Project Manager: Laura Oakes

Report revised to include acrylonitrile. Consolidated report to include all results for all work orders listed on pages 2-4.
Reported:

09/24/21 11:41

MW-19B

1090816-01 (Nonpotable Water)
Sample Date: 09/08/21

Analyte	Result	Notes	Units	Reporting Limit (MRL)	Detection Limit (LOD)	Dilution	Prepared	Analyzed	Analyst
Chemical Oxygen Demand by EPA 410.4 Prepared by COD (03) Prep									
COD	17.5		mg/L	3.0	3.0	1	09/13/21	09/13/21 14:19	CWK
Conductivity by SM2510 Prepared by Conductivity									
Conductivity	885		uS/cm			1	09/10/21	09/10/21 12:47	CRP
Anions by EPA 300.0 Prepared by 300.0 Anions Prep									
Chloride	200		mg/L	0.500	0.500	1	09/09/21	09/09/21 21:02	ZZZ
Nitrate	5.84		mg/L	0.050	0.050	1	09/09/21	09/09/21 21:02	ZZZ
Nitrate (as N)	1.32		mg/L	0.011	0.011	1	09/09/21	09/09/21 21:02	ZZZ
Sulfate	9.5		mg/L	0.3	0.3	1	09/09/21	09/09/21 21:02	ZZZ
Total Suspended Solids by USGS I-3765-85 Prepared by TSS PREP									
Solids, Suspended	ND		mg/L	5.2	5.2	1	09/13/21	09/14/21 09:15	LL
Total Dissolved Solids by SM 2540C Prepared by TDS Prep									
Solids, Dissolved	487		mg/L	10.0	10.0	1	09/14/21	09/15/21 12:43	CRP
EPA 350.1 Performed at Pace Analytical Services, LLC - Ormond Beach Lab									
Nitrogen, Ammonia	ND		mg/L	0.050	0.035	1	09/17/21	09/17/21 19:59	RRB
SM 2320B Performed at Pace Analytical Services, LLC - Ormond Beach Lab									
Alkalinity, Total as CaCO3	116		mg/L	5.0	5.0	1	09/16/21	09/16/21 13:01	AGS

Rabecka Koons

Rabecka Koons, Quality Assurance Officer

The results in this report apply to the samples analyzed in accordance with the chain of custody document. This analytical report must be reproduced in its entirety.

Project: GUDE LANDFILL

Project Number: 1556404
Project Manager: Laura Oakes

Report revised to include acrylonitrile. Consolidated report to include all results for all work orders listed on pages 2-4.
Reported:

09/24/21 11:41

MW-19A

**1090816-02 (Nonpotable Water)
Sample Date: 09/08/21**

Analyte	Result	Notes	Units	Reporting Limit (MRL)	Detection Limit (LOD)	Dilution	Prepared	Analyzed	Analyst
pH measurement by EPA 9040C Prepared by pH (Paper or Meter)									
pH	5.81	O-07	pH Units			1	09/08/21	09/08/21 17:56	CRP
Turbidity by EPA 180.1 Prepared by Turbidity Prep									
Turbidity	68.5		NTU	5.00	1.10	10	09/09/21	09/09/21 10:19	CRP
Volatile Organics by EPA 8260B (GC/MS) Prepared by GCMS-WATER-VOLATILES									
Acetone	ND		ug/L	5.0	5.0	1	09/10/21	09/10/21 17:50	AS
Acrylonitrile	ND		ug/L	5.0	5.0	1	09/10/21	09/10/21 17:50	AS
Allyl chloride (3-Chloropropylene)	ND		ug/L	1.0	1.0	1	09/10/21	09/10/21 17:50	AS
Benzene	ND		ug/L	1.0	1.0	1	09/10/21	09/10/21 17:50	AS
Bromochloromethane	ND		ug/L	1.0	1.0	1	09/10/21	09/10/21 17:50	AS
Bromodichloromethane	ND		ug/L	1.0	1.0	1	09/10/21	09/10/21 17:50	AS
Bromoform	ND		ug/L	1.0	1.0	1	09/10/21	09/10/21 17:50	AS
Bromomethane	ND		ug/L	1.0	1.0	1	09/10/21	09/10/21 17:50	AS
2-Butanone (MEK)	ND		ug/L	5.0	5.0	1	09/10/21	09/10/21 17:50	AS
Carbon disulfide	ND		ug/L	1.0	1.0	1	09/10/21	09/10/21 17:50	AS
Carbon tetrachloride	ND		ug/L	1.0	1.0	1	09/10/21	09/10/21 17:50	AS
Chlorobenzene	ND		ug/L	1.0	1.0	1	09/10/21	09/10/21 17:50	AS
Chloroethane	ND		ug/L	1.0	1.0	1	09/10/21	09/10/21 17:50	AS
Chloroform	ND		ug/L	1.0	1.0	1	09/10/21	09/10/21 17:50	AS
Chloromethane	ND		ug/L	1.0	1.0	1	09/10/21	09/10/21 17:50	AS
Chloroprene	ND		ug/L	1.0	1.0	1	09/10/21	09/10/21 17:50	AS
Dibromochloromethane	ND		ug/L	1.0	1.0	1	09/10/21	09/10/21 17:50	AS
1,2-Dibromo-3-chloropropane	ND		ug/L	1.0	1.0	1	09/10/21	09/10/21 17:50	AS
1,2-Dibromoethane (EDB)	ND		ug/L	1.0	1.0	1	09/10/21	09/10/21 17:50	AS
Dibromomethane	ND		ug/L	1.0	1.0	1	09/10/21	09/10/21 17:50	AS
1,2-Dichlorobenzene	ND		ug/L	1.0	1.0	1	09/10/21	09/10/21 17:50	AS
1,4-Dichlorobenzene	ND		ug/L	1.0	1.0	1	09/10/21	09/10/21 17:50	AS
trans-1,4-Dichloro-2-butene	ND		ug/L	1.0	1.0	1	09/10/21	09/10/21 17:50	AS
1,1-Dichloroethane	1.7		ug/L	1.0	1.0	1	09/10/21	09/10/21 17:50	AS
1,2-Dichloroethane	ND		ug/L	1.0	1.0	1	09/10/21	09/10/21 17:50	AS
1,1-Dichloroethene	ND		ug/L	1.0	1.0	1	09/10/21	09/10/21 17:50	AS
cis-1,2-Dichloroethene	5.1		ug/L	1.0	1.0	1	09/10/21	09/10/21 17:50	AS
trans-1,2-Dichloroethene	ND		ug/L	1.0	1.0	1	09/10/21	09/10/21 17:50	AS



Rabecka Koons, Quality Assurance Officer

The results in this report apply to the samples analyzed in accordance with the chain of custody document. This analytical report must be reproduced in its entirety.

Project: GUDE LANDFILL

Report revised to include acrylonitrile. Consolidated report to include all results for all work orders listed on pages 2-4.

Project Number: 1556404

Project Manager: Laura Oakes

Reported:

09/24/21 11:41

MW-19A

1090816-02 (Nonpotable Water)

Sample Date: 09/08/21

Analyte	Result	Notes	Units	Reporting Limit (MRL)	Detection Limit (LOD)	Dilution	Prepared	Analyzed	Analyst
Volatile Organics by EPA 8260B (GC/MS) Prepared by GCMS-WATER-VOLATILES (continued)									
1,2-Dichloropropane	ND		ug/L	1.0	1.0	1	09/10/21	09/10/21 17:50	AS
1,3-Dichloropropane	ND		ug/L	1.0	1.0	1	09/10/21	09/10/21 17:50	AS
2,2-Dichloropropane	ND		ug/L	1.0	1.0	1	09/10/21	09/10/21 17:50	AS
1,1-Dichloropropene	ND		ug/L	1.0	1.0	1	09/10/21	09/10/21 17:50	AS
cis-1,3-Dichloropropene	ND		ug/L	1.0	1.0	1	09/10/21	09/10/21 17:50	AS
trans-1,3-Dichloropropene	ND		ug/L	1.0	1.0	1	09/10/21	09/10/21 17:50	AS
Ethyl methacrylate	ND		ug/L	5.0	5.0	1	09/10/21	09/10/21 17:50	AS
Ethylbenzene	ND		ug/L	1.0	1.0	1	09/10/21	09/10/21 17:50	AS
2-Hexanone	ND		ug/L	5.0	5.0	1	09/10/21	09/10/21 17:50	AS
Isobutanol	ND		ug/L	100	100	1	09/10/21	09/10/21 17:50	AS
Iodomethane	ND		ug/L	1.0	1.0	1	09/10/21	09/10/21 17:50	AS
Methyl tert-butyl ether (MTBE)	ND		ug/L	1.0	1.0	1	09/10/21	09/10/21 17:50	AS
4-Methyl-2-pentanone	ND		ug/L	5.0	5.0	1	09/10/21	09/10/21 17:50	AS
Methylene chloride	ND		ug/L	1.0	1.0	1	09/10/21	09/10/21 17:50	AS
Methyl methacrylate	ND		ug/L	5.0	5.0	1	09/10/21	09/10/21 17:50	AS
Styrene	ND		ug/L	1.0	1.0	1	09/10/21	09/10/21 17:50	AS
1,1,1,2-Tetrachloroethane	ND		ug/L	1.0	1.0	1	09/10/21	09/10/21 17:50	AS
1,1,2,2-Tetrachloroethane	ND		ug/L	1.0	1.0	1	09/10/21	09/10/21 17:50	AS
Tetrachloroethene	1.5		ug/L	1.0	1.0	1	09/10/21	09/10/21 17:50	AS
Toluene	ND		ug/L	1.0	1.0	1	09/10/21	09/10/21 17:50	AS
1,1,1-Trichloroethane	ND		ug/L	1.0	1.0	1	09/10/21	09/10/21 17:50	AS
1,1,2-Trichloroethane	ND		ug/L	1.0	1.0	1	09/10/21	09/10/21 17:50	AS
Trichloroethene	1.7		ug/L	1.0	1.0	1	09/10/21	09/10/21 17:50	AS
Trichlorofluoromethane (Freon 11)	ND		ug/L	1.0	1.0	1	09/10/21	09/10/21 17:50	AS
1,2,3-Trichloropropane	ND		ug/L	1.0	1.0	1	09/10/21	09/10/21 17:50	AS
Vinyl acetate	ND		ug/L	1.0	1.0	1	09/10/21	09/10/21 17:50	AS
Vinyl chloride	ND		ug/L	1.0	1.0	1	09/10/21	09/10/21 17:50	AS
o-Xylene	ND		ug/L	1.0	1.0	1	09/10/21	09/10/21 17:50	AS
m- & p-Xylenes	ND		ug/L	1.0	1.0	1	09/10/21	09/10/21 17:50	AS
Surrogate: 1,2-Dichloroethane-d4			70-130	110 %	09/10/21		09/10/21 17:50		
Surrogate: Toluene-d8			75-120	114 %	09/10/21		09/10/21 17:50		
Surrogate: 4-Bromofluorobenzene			75-120	93 %	09/10/21		09/10/21 17:50		

Rabecka Koons

Rabecka Koons, Quality Assurance Officer

The results in this report apply to the samples analyzed in accordance with the chain of custody document. This analytical report must be reproduced in its entirety.

Project: GUDE LANDFILL

Project Number: 1556404
Project Manager: Laura Oakes

Report revised to include acrylonitrile. Consolidated report to include all results for all work orders listed on pages 2-4.

Reported:
09/24/21 11:41

MW-19A

**1090816-02 (Nonpotable Water)
Sample Date: 09/08/21**

Analyte	Result	Notes	Units	Reporting Limit (MRL)	Detection Limit (LOD)	Dilution	Prepared	Analyzed	Analyst
EDB and DBCP by EPA 8011 Prepared by 504.1 EDB/DBCP									
1,2-Dibromo-3-chloropropane	ND		ug/L	0.047	0.047	1	09/15/21	09/15/21 23:19	EH
1,2-Dibromoethane (EDB)	ND		ug/L	0.019	0.019	1	09/15/21	09/15/21 23:19	EH
Total Metals Analysis by EPA 6020B Prepared by 3010A-Metals Digestion									
Hardness as CaCO3	288000		ug/L	500	500	1	09/10/21	09/13/21 15:20	CWK
Antimony	ND		ug/L	1.00	1.00	1	09/10/21	09/13/21 15:20	CWK
Arsenic	ND		ug/L	1.00	1.00	1	09/10/21	09/13/21 15:20	CWK
Barium	148		ug/L	1.00	1.00	1	09/10/21	09/13/21 15:20	CWK
Beryllium	ND		ug/L	1.00	1.00	1	09/10/21	09/13/21 15:20	CWK
Cadmium	ND		ug/L	1.00	1.00	1	09/10/21	09/13/21 15:20	CWK
Calcium	48900		ug/L	80.0	80.0	1	09/10/21	09/13/21 15:20	CWK
Chromium	4.88		ug/L	1.00	1.00	1	09/10/21	09/13/21 15:20	CWK
Cobalt	19.7		ug/L	1.00	1.00	1	09/10/21	09/13/21 15:20	CWK
Copper	15.2		ug/L	1.00	1.00	1	09/10/21	09/13/21 15:20	CWK
Iron	3590		ug/L	100	5.00	1	09/10/21	09/13/21 15:20	CWK
Lead	4.23		ug/L	1.00	1.00	1	09/10/21	09/13/21 15:20	CWK
Magnesium	40200		ug/L	100	100	1	09/10/21	09/13/21 15:20	CWK
Manganese	1610		ug/L	5.00	5.00	5	09/10/21	09/13/21 16:52	CWK
Mercury	0.840		ug/L	0.100	0.100	1	09/10/21	09/13/21 15:20	CWK
Nickel	11.3		ug/L	1.00	1.00	1	09/10/21	09/13/21 15:20	CWK
Potassium	4410		ug/L	100	100	1	09/10/21	09/13/21 15:20	CWK
Selenium	2.55		ug/L	1.00	1.00	1	09/10/21	09/13/21 15:20	CWK
Silver	ND		ug/L	1.00	1.00	1	09/10/21	09/13/21 15:20	CWK
Sodium	95700		ug/L	100	100	1	09/10/21	09/13/21 15:20	CWK
Thallium	ND		ug/L	1.00	1.00	1	09/10/21	09/13/21 15:20	CWK
Vanadium	4.41		ug/L	1.00	1.00	1	09/10/21	09/13/21 15:20	CWK
Zinc	41.8		ug/L	4.00	4.00	1	09/10/21	09/13/21 15:20	CWK

Rabecka Koons

The results in this report apply to the samples analyzed in accordance with the chain of custody document. This analytical report must be reproduced in its entirety.

Rabecka Koons, Quality Assurance Officer

Project: GUDE LANDFILL

Project Number: 1556404
Project Manager: Laura Oakes

Report revised to include acrylonitrile. Consolidated report to include all results for all work orders listed on pages 2-4.
Reported:

09/24/21 11:41

MW-19A

**1090816-02 (Nonpotable Water)
Sample Date: 09/08/21**

Analyte	Result	Notes	Units	Reporting Limit (MRL)	Detection Limit (LOD)	Dilution	Prepared	Analyzed	Analyst
Chemical Oxygen Demand by EPA 410.4 Prepared by COD (03) Prep									
COD	14.0		mg/L	3.0	3.0	1	09/13/21	09/13/21 14:19	CWK
Conductivity by SM2510 Prepared by Conductivity									
Conductivity	1170		uS/cm			1	09/10/21	09/10/21 12:47	CRP
Anions by EPA 300.0 Prepared by 300.0 Anions Prep									
Chloride	312		mg/L	0.500	0.500	1	09/09/21	09/09/21 21:24	ZZZ
Nitrate	10.2		mg/L	0.050	0.050	1	09/09/21	09/09/21 21:24	ZZZ
Nitrate (as N)	2.30		mg/L	0.011	0.011	1	09/09/21	09/09/21 21:24	ZZZ
Sulfate	13.8		mg/L	0.3	0.3	1	09/09/21	09/09/21 21:24	ZZZ
Total Suspended Solids by USGS I-3765-85 Prepared by TSS PREP									
Solids, Suspended	1140		mg/L	13.9	13.9	1	09/13/21	09/14/21 09:15	LL
Total Dissolved Solids by SM 2540C Prepared by TDS Prep									
Solids, Dissolved	770		mg/L	10.0	10.0	1	09/14/21	09/15/21 12:43	CRP
EPA 350.1 Performed at Pace Analytical Services, LLC - Ormond Beach Lab									
Nitrogen, Ammonia	ND		mg/L	0.050	0.035	1	09/17/21	09/17/21 20:01	RRB
SM 2320B Performed at Pace Analytical Services, LLC - Ormond Beach Lab									
Alkalinity, Total as CaCO3	62.9		mg/L	5.0	5.0	1	09/16/21	09/16/21 13:06	AGS



Rabecka Koons, Quality Assurance Officer

The results in this report apply to the samples analyzed in accordance with the chain of custody document. This analytical report must be reproduced in its entirety.

Project: GUDE LANDFILL

Project Number: 1556404
Project Manager: Laura Oakes

Report revised to include acrylonitrile. Consolidated report to include all results for all work orders listed on pages 2-4.
Reported:

09/24/21 11:41

OB01

**1090816-03 (Nonpotable Water)
Sample Date: 09/08/21**

Analyte	Result	Notes	Units	Reporting Limit (MRL)	Detection Limit (LOD)	Dilution	Prepared	Analyzed	Analyst
pH measurement by EPA 9040C Prepared by pH (Paper or Meter)									
pH	5.78	O-07	pH Units			1	09/08/21	09/08/21 17:56	CRP
Turbidity by EPA 180.1 Prepared by Turbidity Prep									
Turbidity	ND		NTU	0.500	0.110	1	09/09/21	09/09/21 09:54	CRP
Volatile Organics by EPA 8260B (GC/MS) Prepared by GCMS-WATER-VOLATILES									
Acetone	ND		ug/L	5.0	5.0	1	09/10/21	09/10/21 18:13	AS
Acrylonitrile	ND		ug/L	5.0	5.0	1	09/10/21	09/10/21 18:13	AS
Allyl chloride (3-Chloropropylene)	ND		ug/L	1.0	1.0	1	09/10/21	09/10/21 18:13	AS
Benzene	ND		ug/L	1.0	1.0	1	09/10/21	09/10/21 18:13	AS
Bromochloromethane	ND		ug/L	1.0	1.0	1	09/10/21	09/10/21 18:13	AS
Bromodichloromethane	ND		ug/L	1.0	1.0	1	09/10/21	09/10/21 18:13	AS
Bromoform	ND		ug/L	1.0	1.0	1	09/10/21	09/10/21 18:13	AS
Bromomethane	ND		ug/L	1.0	1.0	1	09/10/21	09/10/21 18:13	AS
2-Butanone (MEK)	ND		ug/L	5.0	5.0	1	09/10/21	09/10/21 18:13	AS
Carbon disulfide	ND		ug/L	1.0	1.0	1	09/10/21	09/10/21 18:13	AS
Carbon tetrachloride	ND		ug/L	1.0	1.0	1	09/10/21	09/10/21 18:13	AS
Chlorobenzene	1.1		ug/L	1.0	1.0	1	09/10/21	09/10/21 18:13	AS
Chloroethane	ND		ug/L	1.0	1.0	1	09/10/21	09/10/21 18:13	AS
Chloroform	ND		ug/L	1.0	1.0	1	09/10/21	09/10/21 18:13	AS
Chloromethane	ND		ug/L	1.0	1.0	1	09/10/21	09/10/21 18:13	AS
Chloroprene	ND		ug/L	1.0	1.0	1	09/10/21	09/10/21 18:13	AS
Dibromochloromethane	ND		ug/L	1.0	1.0	1	09/10/21	09/10/21 18:13	AS
1,2-Dibromo-3-chloropropane	ND		ug/L	1.0	1.0	1	09/10/21	09/10/21 18:13	AS
1,2-Dibromoethane (EDB)	ND		ug/L	1.0	1.0	1	09/10/21	09/10/21 18:13	AS
Dibromomethane	ND		ug/L	1.0	1.0	1	09/10/21	09/10/21 18:13	AS
1,2-Dichlorobenzene	ND		ug/L	1.0	1.0	1	09/10/21	09/10/21 18:13	AS
1,4-Dichlorobenzene	1.1		ug/L	1.0	1.0	1	09/10/21	09/10/21 18:13	AS
trans-1,4-Dichloro-2-butene	ND		ug/L	1.0	1.0	1	09/10/21	09/10/21 18:13	AS
1,1-Dichloroethane	ND		ug/L	1.0	1.0	1	09/10/21	09/10/21 18:13	AS
1,2-Dichloroethane	ND		ug/L	1.0	1.0	1	09/10/21	09/10/21 18:13	AS
1,1-Dichloroethene	ND		ug/L	1.0	1.0	1	09/10/21	09/10/21 18:13	AS
cis-1,2-Dichloroethene	ND		ug/L	1.0	1.0	1	09/10/21	09/10/21 18:13	AS
trans-1,2-Dichloroethene	ND		ug/L	1.0	1.0	1	09/10/21	09/10/21 18:13	AS



Rabecka Koons, Quality Assurance Officer

The results in this report apply to the samples analyzed in accordance with the chain of custody document. This analytical report must be reproduced in its entirety.

Project: GUDE LANDFILL

Project Number: 1556404
Project Manager: Laura Oakes

Report revised to include acrylonitrile. Consolidated report to include all results for all work orders listed on pages 2-4.
Reported:

09/24/21 11:41

OB01

**1090816-03 (Nonpotable Water)
Sample Date: 09/08/21**

Analyte	Result	Notes	Units	Reporting Limit (MRL)	Detection Limit (LOD)	Dilution	Prepared	Analyzed	Analyst
Volatile Organics by EPA 8260B (GC/MS) Prepared by GCMS-WATER-VOLATILES (continued)									
1,2-Dichloropropane	ND		ug/L	1.0	1.0	1	09/10/21	09/10/21 18:13	AS
1,3-Dichloropropane	ND		ug/L	1.0	1.0	1	09/10/21	09/10/21 18:13	AS
2,2-Dichloropropane	ND		ug/L	1.0	1.0	1	09/10/21	09/10/21 18:13	AS
1,1-Dichloropropene	ND		ug/L	1.0	1.0	1	09/10/21	09/10/21 18:13	AS
cis-1,3-Dichloropropene	ND		ug/L	1.0	1.0	1	09/10/21	09/10/21 18:13	AS
trans-1,3-Dichloropropene	ND		ug/L	1.0	1.0	1	09/10/21	09/10/21 18:13	AS
Ethyl methacrylate	ND		ug/L	5.0	5.0	1	09/10/21	09/10/21 18:13	AS
Ethylbenzene	ND		ug/L	1.0	1.0	1	09/10/21	09/10/21 18:13	AS
2-Hexanone	ND		ug/L	5.0	5.0	1	09/10/21	09/10/21 18:13	AS
Isobutanol	ND		ug/L	100	100	1	09/10/21	09/10/21 18:13	AS
Iodomethane	ND		ug/L	1.0	1.0	1	09/10/21	09/10/21 18:13	AS
Methyl tert-butyl ether (MTBE)	ND		ug/L	1.0	1.0	1	09/10/21	09/10/21 18:13	AS
4-Methyl-2-pentanone	ND		ug/L	5.0	5.0	1	09/10/21	09/10/21 18:13	AS
Methylene chloride	ND		ug/L	1.0	1.0	1	09/10/21	09/10/21 18:13	AS
Methyl methacrylate	ND		ug/L	5.0	5.0	1	09/10/21	09/10/21 18:13	AS
Styrene	ND		ug/L	1.0	1.0	1	09/10/21	09/10/21 18:13	AS
1,1,1,2-Tetrachloroethane	ND		ug/L	1.0	1.0	1	09/10/21	09/10/21 18:13	AS
1,1,2,2-Tetrachloroethane	ND		ug/L	1.0	1.0	1	09/10/21	09/10/21 18:13	AS
Tetrachloroethene	ND		ug/L	1.0	1.0	1	09/10/21	09/10/21 18:13	AS
Toluene	ND		ug/L	1.0	1.0	1	09/10/21	09/10/21 18:13	AS
1,1,1-Trichloroethane	ND		ug/L	1.0	1.0	1	09/10/21	09/10/21 18:13	AS
1,1,2-Trichloroethane	ND		ug/L	1.0	1.0	1	09/10/21	09/10/21 18:13	AS
Trichloroethene	ND		ug/L	1.0	1.0	1	09/10/21	09/10/21 18:13	AS
Trichlorofluoromethane (Freon 11)	ND		ug/L	1.0	1.0	1	09/10/21	09/10/21 18:13	AS
1,2,3-Trichloropropane	ND		ug/L	1.0	1.0	1	09/10/21	09/10/21 18:13	AS
Vinyl acetate	ND		ug/L	1.0	1.0	1	09/10/21	09/10/21 18:13	AS
Vinyl chloride	ND		ug/L	1.0	1.0	1	09/10/21	09/10/21 18:13	AS
o-Xylene	ND		ug/L	1.0	1.0	1	09/10/21	09/10/21 18:13	AS
m- & p-Xylenes	ND		ug/L	1.0	1.0	1	09/10/21	09/10/21 18:13	AS
Surrogate: 1,2-Dichloroethane-d4			70-130	111 %	09/10/21		09/10/21 18:13		
Surrogate: Toluene-d8			75-120	112 %	09/10/21		09/10/21 18:13		
Surrogate: 4-Bromofluorobenzene			75-120	92 %	09/10/21		09/10/21 18:13		

Rabecka Koons

The results in this report apply to the samples analyzed in accordance with the chain of custody document. This analytical report must be reproduced in its entirety.

Rabecka Koons, Quality Assurance Officer

Project: GUDE LANDFILL

Project Number: 1556404
Project Manager: Laura Oakes

Report revised to include acrylonitrile. Consolidated report to include all results for all work orders listed on pages 2-4.

Reported:
09/24/21 11:41

OB01

**1090816-03 (Nonpotable Water)
Sample Date: 09/08/21**

Analyte	Result	Notes	Units	Reporting Limit (MRL)	Detection Limit (LOD)	Dilution	Prepared	Analyzed	Analyst
EDB and DBCP by EPA 8011 Prepared by 504.1 EDB/DBCP									
1,2-Dibromo-3-chloropropane	ND		ug/L	0.047	0.047	1	09/15/21	09/15/21 23:36	EH
1,2-Dibromoethane (EDB)	ND		ug/L	0.019	0.019	1	09/15/21	09/15/21 23:36	EH
Total Metals Analysis by EPA 6020B Prepared by 3010A-Metals Digestion									
Hardness as CaCO3	657000		ug/L	5000	5000	10	09/10/21	09/13/21 17:02	CWK
Antimony	ND		ug/L	1.00	1.00	1	09/10/21	09/13/21 15:23	CWK
Arsenic	ND		ug/L	1.00	1.00	1	09/10/21	09/13/21 15:23	CWK
Barium	366		ug/L	1.00	1.00	1	09/10/21	09/13/21 15:23	CWK
Beryllium	ND		ug/L	1.00	1.00	1	09/10/21	09/13/21 15:23	CWK
Cadmium	ND		ug/L	1.00	1.00	1	09/10/21	09/13/21 15:23	CWK
Calcium	123000		ug/L	800	800	10	09/10/21	09/13/21 17:02	CWK
Chromium	1.00		ug/L	1.00	1.00	1	09/10/21	09/13/21 15:23	CWK
Cobalt	7.73		ug/L	1.00	1.00	1	09/10/21	09/13/21 15:23	CWK
Copper	20.8		ug/L	1.00	1.00	1	09/10/21	09/13/21 15:23	CWK
Iron	ND		ug/L	100	5.00	1	09/10/21	09/13/21 15:23	CWK
Lead	ND		ug/L	1.00	1.00	1	09/10/21	09/13/21 15:23	CWK
Magnesium	84700		ug/L	1000	1000	10	09/10/21	09/13/21 17:02	CWK
Manganese	5160		ug/L	10.0	10.0	10	09/10/21	09/13/21 17:02	CWK
Mercury	0.146		ug/L	0.100	0.100	1	09/10/21	09/13/21 15:23	CWK
Nickel	25.1		ug/L	1.00	1.00	1	09/10/21	09/13/21 15:23	CWK
Potassium	5520		ug/L	100	100	1	09/10/21	09/13/21 15:23	CWK
Selenium	ND		ug/L	1.00	1.00	1	09/10/21	09/13/21 15:23	CWK
Silver	ND		ug/L	1.00	1.00	1	09/10/21	09/13/21 15:23	CWK
Sodium	189000		ug/L	1000	1000	10	09/10/21	09/13/21 17:02	CWK
Thallium	ND		ug/L	1.00	1.00	1	09/10/21	09/13/21 15:23	CWK
Vanadium	ND		ug/L	1.00	1.00	1	09/10/21	09/13/21 15:23	CWK
Zinc	10.3		ug/L	4.00	4.00	1	09/10/21	09/13/21 15:23	CWK

Rabecka Koons

The results in this report apply to the samples analyzed in accordance with the chain of custody document. This analytical report must be reproduced in its entirety.

Rabecka Koons, Quality Assurance Officer

Project: GUDE LANDFILL

Project Number: 1556404
Project Manager: Laura Oakes

Report revised to include acrylonitrile. Consolidated report to include all results for all work orders listed on pages 2-4.
Reported:

09/24/21 11:41

OB01

**1090816-03 (Nonpotable Water)
Sample Date: 09/08/21**

Analyte	Result	Notes	Units	Reporting Limit (MRL)	Detection Limit (LOD)	Dilution	Prepared	Analyzed	Analyst
Chemical Oxygen Demand by EPA 410.4 Prepared by COD (03) Prep									
COD	13.6		mg/L	3.0	3.0	1	09/13/21	09/13/21 14:20	CWK
Conductivity by SM2510 Prepared by Conductivity									
Conductivity	2320		uS/cm			1	09/10/21	09/10/21 12:47	CRP
Anions by EPA 300.0 Prepared by 300.0 Anions Prep									
Nitrate	10.7		mg/L	0.050	0.050	1	09/09/21	09/09/21 21:45	ZZZ
Nitrate (as N)	2.42		mg/L	0.011	0.011	1	09/09/21	09/09/21 21:45	ZZZ
Sulfate	32.0		mg/L	0.3	0.3	1	09/09/21	09/09/21 21:45	ZZZ
Total Suspended Solids by USGS I-3765-85 Prepared by TSS PREP									
Solids, Suspended	ND		mg/L	2.3	2.3	1	09/13/21	09/14/21 09:15	LL
Total Dissolved Solids by SM 2540C Prepared by TDS Prep									
Solids, Dissolved	1210		mg/L	10.0	10.0	1	09/14/21	09/15/21 12:43	CRP
EPA 350.1 Performed at Pace Analytical Services, LLC - Ormond Beach Lab									
Nitrogen, Ammonia	ND		mg/L	0.050	0.035	1	09/17/21	09/17/21 20:06	RRB
SM 2320B Performed at Pace Analytical Services, LLC - Ormond Beach Lab									
Alkalinity, Total as CaCO3	98.0		mg/L	5.0	5.0	1	09/16/21	09/16/21 13:11	AGS



Rabecka Koons, Quality Assurance Officer

The results in this report apply to the samples analyzed in accordance with the chain of custody document. This analytical report must be reproduced in its entirety.

1500 Caton Center Dr Suite G
 Baltimore MD 21227
 410-247-7600
 www.mdspectral.com
 MD DW LabID 153

Project: GUDE LANDFILL

Project Number: 1556404
 Project Manager: Laura Oakes

Report revised to include acrylonitrile. Consolidated report to include all results for all work orders listed on pages 2-4.
 Reported:

09/24/21 11:41

OB01

1090816-03RE1 (Nonpotable Water)
Sample Date: 09/08/21

Analyte	Result	Notes	Units	Reporting Limit (MRL)	Detection Limit (LOD)	Dilution	Prepared	Analyzed	Analyst
Anions by EPA 300.0 Prepared by 300.0 Anions Prep									
Chloride	657		mg/L	1.00	1.00	2	09/09/21	09/13/21 20:04	VVD



Rabecka Koons, Quality Assurance Officer

The results in this report apply to the samples analyzed in accordance with the chain of custody document. This analytical report must be reproduced in its entirety.

Project: GUDE LANDFILL

Project Number: 1556404
Project Manager: Laura Oakes

Report revised to include acrylonitrile. Consolidated report to include all results for all work orders listed on pages 2-4.
Reported:

09/24/21 11:41

MW-14A

1090816-04 (Nonpotable Water)
Sample Date: 09/08/21

Analyte	Result	Notes	Units	Reporting Limit (MRL)	Detection Limit (LOD)	Dilution	Prepared	Analyzed	Analyst
pH measurement by EPA 9040C Prepared by pH (Paper or Meter)									
pH	5.51	O-07	pH Units			1	09/08/21	09/08/21 17:56	CRP
Turbidity by EPA 180.1 Prepared by Turbidity Prep									
Turbidity	31.7		NTU	0.500	0.110	1	09/09/21	09/09/21 09:56	CRP
Volatile Organics by EPA 8260B (GC/MS) Prepared by GCMS-WATER-VOLATILES									
Acetone	ND		ug/L	5.0	5.0	1	09/10/21	09/10/21 18:36	AS
Acrylonitrile	ND		ug/L	5.0	5.0	1	09/10/21	09/10/21 18:36	AS
Allyl chloride (3-Chloropropylene)	ND		ug/L	1.0	1.0	1	09/10/21	09/10/21 18:36	AS
Benzene	ND		ug/L	1.0	1.0	1	09/10/21	09/10/21 18:36	AS
Bromochloromethane	ND		ug/L	1.0	1.0	1	09/10/21	09/10/21 18:36	AS
Bromodichloromethane	ND		ug/L	1.0	1.0	1	09/10/21	09/10/21 18:36	AS
Bromoform	ND		ug/L	1.0	1.0	1	09/10/21	09/10/21 18:36	AS
Bromomethane	ND		ug/L	1.0	1.0	1	09/10/21	09/10/21 18:36	AS
2-Butanone (MEK)	ND		ug/L	5.0	5.0	1	09/10/21	09/10/21 18:36	AS
Carbon disulfide	ND		ug/L	1.0	1.0	1	09/10/21	09/10/21 18:36	AS
Carbon tetrachloride	ND		ug/L	1.0	1.0	1	09/10/21	09/10/21 18:36	AS
Chlorobenzene	ND		ug/L	1.0	1.0	1	09/10/21	09/10/21 18:36	AS
Chloroethane	ND		ug/L	1.0	1.0	1	09/10/21	09/10/21 18:36	AS
Chloroform	ND		ug/L	1.0	1.0	1	09/10/21	09/10/21 18:36	AS
Chloromethane	ND		ug/L	1.0	1.0	1	09/10/21	09/10/21 18:36	AS
Chloroprene	ND		ug/L	1.0	1.0	1	09/10/21	09/10/21 18:36	AS
Dibromochloromethane	ND		ug/L	1.0	1.0	1	09/10/21	09/10/21 18:36	AS
1,2-Dibromo-3-chloropropane	ND		ug/L	1.0	1.0	1	09/10/21	09/10/21 18:36	AS
1,2-Dibromoethane (EDB)	ND		ug/L	1.0	1.0	1	09/10/21	09/10/21 18:36	AS
Dibromomethane	ND		ug/L	1.0	1.0	1	09/10/21	09/10/21 18:36	AS
1,2-Dichlorobenzene	ND		ug/L	1.0	1.0	1	09/10/21	09/10/21 18:36	AS
1,4-Dichlorobenzene	ND		ug/L	1.0	1.0	1	09/10/21	09/10/21 18:36	AS
trans-1,4-Dichloro-2-butene	ND		ug/L	1.0	1.0	1	09/10/21	09/10/21 18:36	AS
1,1-Dichloroethane	ND		ug/L	1.0	1.0	1	09/10/21	09/10/21 18:36	AS
1,2-Dichloroethane	ND		ug/L	1.0	1.0	1	09/10/21	09/10/21 18:36	AS
1,1-Dichloroethene	ND		ug/L	1.0	1.0	1	09/10/21	09/10/21 18:36	AS
cis-1,2-Dichloroethene	ND		ug/L	1.0	1.0	1	09/10/21	09/10/21 18:36	AS
trans-1,2-Dichloroethene	ND		ug/L	1.0	1.0	1	09/10/21	09/10/21 18:36	AS



The results in this report apply to the samples analyzed in accordance with the chain of custody document. This analytical report must be reproduced in its entirety.

Rabecka Koons, Quality Assurance Officer

Project: GUDE LANDFILL

Project Number: 1556404
Project Manager: Laura Oakes

Report revised to include acrylonitrile. Consolidated report to include all results for all work orders listed on pages 2-4.
Reported:

09/24/21 11:41

MW-14A

1090816-04 (Nonpotable Water)
Sample Date: 09/08/21

Analyte	Result	Notes	Units	Reporting Limit (MRL)	Detection Limit (LOD)	Dilution	Prepared	Analyzed	Analyst
Volatile Organics by EPA 8260B (GC/MS) Prepared by GCMS-WATER-VOLATILES (continued)									
1,2-Dichloropropane	ND		ug/L	1.0	1.0	1	09/10/21	09/10/21 18:36	AS
1,3-Dichloropropane	ND		ug/L	1.0	1.0	1	09/10/21	09/10/21 18:36	AS
2,2-Dichloropropane	ND		ug/L	1.0	1.0	1	09/10/21	09/10/21 18:36	AS
1,1-Dichloropropene	ND		ug/L	1.0	1.0	1	09/10/21	09/10/21 18:36	AS
cis-1,3-Dichloropropene	ND		ug/L	1.0	1.0	1	09/10/21	09/10/21 18:36	AS
trans-1,3-Dichloropropene	ND		ug/L	1.0	1.0	1	09/10/21	09/10/21 18:36	AS
Ethyl methacrylate	ND		ug/L	5.0	5.0	1	09/10/21	09/10/21 18:36	AS
Ethylbenzene	ND		ug/L	1.0	1.0	1	09/10/21	09/10/21 18:36	AS
2-Hexanone	ND		ug/L	5.0	5.0	1	09/10/21	09/10/21 18:36	AS
Isobutanol	ND		ug/L	100	100	1	09/10/21	09/10/21 18:36	AS
Iodomethane	ND		ug/L	1.0	1.0	1	09/10/21	09/10/21 18:36	AS
Methyl tert-butyl ether (MTBE)	ND		ug/L	1.0	1.0	1	09/10/21	09/10/21 18:36	AS
4-Methyl-2-pentanone	ND		ug/L	5.0	5.0	1	09/10/21	09/10/21 18:36	AS
Methylene chloride	ND		ug/L	1.0	1.0	1	09/10/21	09/10/21 18:36	AS
Methyl methacrylate	ND		ug/L	5.0	5.0	1	09/10/21	09/10/21 18:36	AS
Styrene	ND		ug/L	1.0	1.0	1	09/10/21	09/10/21 18:36	AS
1,1,1,2-Tetrachloroethane	ND		ug/L	1.0	1.0	1	09/10/21	09/10/21 18:36	AS
1,1,2,2-Tetrachloroethane	ND		ug/L	1.0	1.0	1	09/10/21	09/10/21 18:36	AS
Tetrachloroethene	ND		ug/L	1.0	1.0	1	09/10/21	09/10/21 18:36	AS
Toluene	ND		ug/L	1.0	1.0	1	09/10/21	09/10/21 18:36	AS
1,1,1-Trichloroethane	ND		ug/L	1.0	1.0	1	09/10/21	09/10/21 18:36	AS
1,1,2-Trichloroethane	ND		ug/L	1.0	1.0	1	09/10/21	09/10/21 18:36	AS
Trichloroethene	ND		ug/L	1.0	1.0	1	09/10/21	09/10/21 18:36	AS
Trichlorofluoromethane (Freon 11)	ND		ug/L	1.0	1.0	1	09/10/21	09/10/21 18:36	AS
1,2,3-Trichloropropane	ND		ug/L	1.0	1.0	1	09/10/21	09/10/21 18:36	AS
Vinyl acetate	ND		ug/L	1.0	1.0	1	09/10/21	09/10/21 18:36	AS
Vinyl chloride	ND		ug/L	1.0	1.0	1	09/10/21	09/10/21 18:36	AS
o-Xylene	ND		ug/L	1.0	1.0	1	09/10/21	09/10/21 18:36	AS
m- & p-Xylenes	ND		ug/L	1.0	1.0	1	09/10/21	09/10/21 18:36	AS
Surrogate: 1,2-Dichloroethane-d4			70-130	109 %	09/10/21		09/10/21 18:36		
Surrogate: Toluene-d8			75-120	113 %	09/10/21		09/10/21 18:36		
Surrogate: 4-Bromofluorobenzene			75-120	93 %	09/10/21		09/10/21 18:36		

The results in this report apply to the samples analyzed in accordance with the chain of custody document. This analytical report must be reproduced in its entirety.



Rabecka Koons, Quality Assurance Officer

Project: GUDE LANDFILL

Report revised to include acrylonitrile. Consolidated report to include all results for all work orders listed on pages 2-4.

Project Number: 1556404

Project Manager: Laura Oakes

Reported:

09/24/21 11:41

MW-14A

1090816-04 (Nonpotable Water)

Sample Date: 09/08/21

Analyte	Result	Notes	Units	Reporting Limit (MRL)	Detection Limit (LOD)	Dilution	Prepared	Analyzed	Analyst
EDB and DBCP by EPA 8011 Prepared by 504.1 EDB/DBCP									
1,2-Dibromo-3-chloropropane	ND		ug/L	0.047	0.047	1	09/15/21	09/15/21 23:54	EH
1,2-Dibromoethane (EDB)	ND		ug/L	0.019	0.019	1	09/15/21	09/15/21 23:54	EH
Total Metals Analysis by EPA 6020B Prepared by 3010A-Metals Digestion									
Hardness as CaCO3	112000		ug/L	500	500	1	09/10/21	09/13/21 15:26	CWK
Antimony	ND		ug/L	1.00	1.00	1	09/10/21	09/13/21 15:26	CWK
Arsenic	ND		ug/L	1.00	1.00	1	09/10/21	09/13/21 15:26	CWK
Barium	152		ug/L	1.00	1.00	1	09/10/21	09/13/21 15:26	CWK
Beryllium	ND		ug/L	1.00	1.00	1	09/10/21	09/13/21 15:26	CWK
Cadmium	ND		ug/L	1.00	1.00	1	09/10/21	09/13/21 15:26	CWK
Calcium	19900		ug/L	80.0	80.0	1	09/10/21	09/13/21 15:26	CWK
Chromium	13.7		ug/L	1.00	1.00	1	09/10/21	09/13/21 15:26	CWK
Cobalt	2.73		ug/L	1.00	1.00	1	09/10/21	09/13/21 15:26	CWK
Copper	10.1		ug/L	1.00	1.00	1	09/10/21	09/13/21 15:26	CWK
Iron	3030		ug/L	100	5.00	1	09/10/21	09/13/21 15:26	CWK
Lead	ND		ug/L	1.00	1.00	1	09/10/21	09/13/21 15:26	CWK
Magnesium	15300		ug/L	100	100	1	09/10/21	09/13/21 15:26	CWK
Manganese	35.7		ug/L	1.00	1.00	1	09/10/21	09/13/21 15:26	CWK
Mercury	ND		ug/L	0.100	0.100	1	09/10/21	09/13/21 15:26	CWK
Nickel	20.8		ug/L	1.00	1.00	1	09/10/21	09/13/21 15:26	CWK
Potassium	2540		ug/L	100	100	1	09/10/21	09/13/21 15:26	CWK
Selenium	ND		ug/L	1.00	1.00	1	09/10/21	09/13/21 15:26	CWK
Silver	ND		ug/L	1.00	1.00	1	09/10/21	09/13/21 15:26	CWK
Sodium	31400		ug/L	100	100	1	09/10/21	09/13/21 15:26	CWK
Thallium	ND		ug/L	1.00	1.00	1	09/10/21	09/13/21 15:26	CWK
Vanadium	7.70		ug/L	1.00	1.00	1	09/10/21	09/13/21 15:26	CWK
Zinc	30.0		ug/L	4.00	4.00	1	09/10/21	09/13/21 15:26	CWK



Rabecka Koons, Quality Assurance Officer

The results in this report apply to the samples analyzed in accordance with the chain of custody document. This analytical report must be reproduced in its entirety.

Project: GUDE LANDFILL

Project Number: 1556404
Project Manager: Laura Oakes

Report revised to include acrylonitrile. Consolidated report to include all results for all work orders listed on pages 2-4.
Reported:

09/24/21 11:41

MW-14A

**1090816-04 (Nonpotable Water)
Sample Date: 09/08/21**

Analyte	Result	Notes	Units	Reporting Limit (MRL)	Detection Limit (LOD)	Dilution	Prepared	Analyzed	Analyst
Chemical Oxygen Demand by EPA 410.4 Prepared by COD (03) Prep									
COD	9.5		mg/L	3.0	3.0	1	09/13/21	09/13/21 14:20	CWK
Conductivity by SM2510 Prepared by Conductivity									
Conductivity	418		uS/cm			1	09/10/21	09/10/21 12:47	CRP
Anions by EPA 300.0 Prepared by 300.0 Anions Prep									
Chloride	90.8		mg/L	0.500	0.500	1	09/09/21	09/09/21 22:03	ZZZ
Nitrate	14.1		mg/L	0.050	0.050	1	09/09/21	09/09/21 22:03	ZZZ
Nitrate (as N)	3.18		mg/L	0.011	0.011	1	09/09/21	09/09/21 22:03	ZZZ
Sulfate	19.2		mg/L	0.3	0.3	1	09/09/21	09/09/21 22:03	ZZZ
Total Suspended Solids by USGS I-3765-85 Prepared by TSS PREP									
Solids, Suspended	130		mg/L	10.9	10.9	1	09/13/21	09/14/21 09:15	LL
Total Dissolved Solids by SM 2540C Prepared by TDS Prep									
Solids, Dissolved	242		mg/L	10.0	10.0	1	09/14/21	09/15/21 12:43	CRP
EPA 350.1 Performed at Pace Analytical Services, LLC - Ormond Beach Lab									
Nitrogen, Ammonia	ND		mg/L	0.050	0.035	1	09/17/21	09/17/21 20:08	RRB
SM 2320B Performed at Pace Analytical Services, LLC - Ormond Beach Lab									
Alkalinity, Total as CaCO3	23.0		mg/L	5.0	5.0	1	09/16/21	09/16/21 13:16	AGS



The results in this report apply to the samples analyzed in accordance with the chain of custody document. This analytical report must be reproduced in its entirety.

Rabecka Koons, Quality Assurance Officer

Project: GUDE LANDFILL

Project Number: 1556404
Project Manager: Laura Oakes

Report revised to include acrylonitrile. Consolidated report to include all results for all work orders listed on pages 2-4.
Reported:

09/24/21 11:41

MW-14B

1090816-05 (Nonpotable Water)
Sample Date: 09/08/21

Analyte	Result	Notes	Units	Reporting Limit (MRL)	Detection Limit (LOD)	Dilution	Prepared	Analyzed	Analyst
pH measurement by EPA 9040C Prepared by pH (Paper or Meter)									
pH	5.80	O-07	pH Units			1	09/08/21	09/08/21 17:56	CRP
Turbidity by EPA 180.1 Prepared by Turbidity Prep									
Turbidity	2.02		NTU	0.500	0.110	1	09/09/21	09/09/21 09:58	CRP
Volatile Organics by EPA 8260B (GC/MS) Prepared by GCMS-WATER-VOLATILES									
Acetone	ND		ug/L	5.0	5.0	1	09/10/21	09/10/21 18:58	AS
Acrylonitrile	ND		ug/L	5.0	5.0	1	09/10/21	09/10/21 18:58	AS
Allyl chloride (3-Chloropropylene)	ND		ug/L	1.0	1.0	1	09/10/21	09/10/21 18:58	AS
Benzene	ND		ug/L	1.0	1.0	1	09/10/21	09/10/21 18:58	AS
Bromochloromethane	ND		ug/L	1.0	1.0	1	09/10/21	09/10/21 18:58	AS
Bromodichloromethane	ND		ug/L	1.0	1.0	1	09/10/21	09/10/21 18:58	AS
Bromoform	ND		ug/L	1.0	1.0	1	09/10/21	09/10/21 18:58	AS
Bromomethane	ND		ug/L	1.0	1.0	1	09/10/21	09/10/21 18:58	AS
2-Butanone (MEK)	ND		ug/L	5.0	5.0	1	09/10/21	09/10/21 18:58	AS
Carbon disulfide	ND		ug/L	1.0	1.0	1	09/10/21	09/10/21 18:58	AS
Carbon tetrachloride	ND		ug/L	1.0	1.0	1	09/10/21	09/10/21 18:58	AS
Chlorobenzene	ND		ug/L	1.0	1.0	1	09/10/21	09/10/21 18:58	AS
Chloroethane	ND		ug/L	1.0	1.0	1	09/10/21	09/10/21 18:58	AS
Chloroform	ND		ug/L	1.0	1.0	1	09/10/21	09/10/21 18:58	AS
Chloromethane	ND		ug/L	1.0	1.0	1	09/10/21	09/10/21 18:58	AS
Chloroprene	ND		ug/L	1.0	1.0	1	09/10/21	09/10/21 18:58	AS
Dibromochloromethane	ND		ug/L	1.0	1.0	1	09/10/21	09/10/21 18:58	AS
1,2-Dibromo-3-chloropropane	ND		ug/L	1.0	1.0	1	09/10/21	09/10/21 18:58	AS
1,2-Dibromoethane (EDB)	ND		ug/L	1.0	1.0	1	09/10/21	09/10/21 18:58	AS
Dibromomethane	ND		ug/L	1.0	1.0	1	09/10/21	09/10/21 18:58	AS
1,2-Dichlorobenzene	ND		ug/L	1.0	1.0	1	09/10/21	09/10/21 18:58	AS
1,4-Dichlorobenzene	ND		ug/L	1.0	1.0	1	09/10/21	09/10/21 18:58	AS
trans-1,4-Dichloro-2-butene	ND		ug/L	1.0	1.0	1	09/10/21	09/10/21 18:58	AS
1,1-Dichloroethane	ND		ug/L	1.0	1.0	1	09/10/21	09/10/21 18:58	AS
1,2-Dichloroethane	ND		ug/L	1.0	1.0	1	09/10/21	09/10/21 18:58	AS
1,1-Dichloroethene	ND		ug/L	1.0	1.0	1	09/10/21	09/10/21 18:58	AS
cis-1,2-Dichloroethene	ND		ug/L	1.0	1.0	1	09/10/21	09/10/21 18:58	AS
trans-1,2-Dichloroethene	ND		ug/L	1.0	1.0	1	09/10/21	09/10/21 18:58	AS



The results in this report apply to the samples analyzed in accordance with the chain of custody document. This analytical report must be reproduced in its entirety.

Rabecka Koons, Quality Assurance Officer

Project: GUDE LANDFILL

Report revised to include acrylonitrile. Consolidated report to include all results for all work orders listed on pages 2-4.

Project Number: 1556404
Project Manager: Laura Oakes

Reported:
09/24/21 11:41

MW-14B

1090816-05 (Nonpotable Water)
Sample Date: 09/08/21

Analyte	Result	Notes	Units	Reporting Limit (MRL)	Detection Limit (LOD)	Dilution	Prepared	Analyzed	Analyst
Volatile Organics by EPA 8260B (GC/MS) Prepared by GCMS-WATER-VOLATILES (continued)									
1,2-Dichloropropane	ND		ug/L	1.0	1.0	1	09/10/21	09/10/21 18:58	AS
1,3-Dichloropropane	ND		ug/L	1.0	1.0	1	09/10/21	09/10/21 18:58	AS
2,2-Dichloropropane	ND		ug/L	1.0	1.0	1	09/10/21	09/10/21 18:58	AS
1,1-Dichloropropene	ND		ug/L	1.0	1.0	1	09/10/21	09/10/21 18:58	AS
cis-1,3-Dichloropropene	ND		ug/L	1.0	1.0	1	09/10/21	09/10/21 18:58	AS
trans-1,3-Dichloropropene	ND		ug/L	1.0	1.0	1	09/10/21	09/10/21 18:58	AS
Ethyl methacrylate	ND		ug/L	5.0	5.0	1	09/10/21	09/10/21 18:58	AS
Ethylbenzene	ND		ug/L	1.0	1.0	1	09/10/21	09/10/21 18:58	AS
2-Hexanone	ND		ug/L	5.0	5.0	1	09/10/21	09/10/21 18:58	AS
Isobutanol	ND		ug/L	100	100	1	09/10/21	09/10/21 18:58	AS
Iodomethane	ND		ug/L	1.0	1.0	1	09/10/21	09/10/21 18:58	AS
Methyl tert-butyl ether (MTBE)	ND		ug/L	1.0	1.0	1	09/10/21	09/10/21 18:58	AS
4-Methyl-2-pentanone	ND		ug/L	5.0	5.0	1	09/10/21	09/10/21 18:58	AS
Methylene chloride	ND		ug/L	1.0	1.0	1	09/10/21	09/10/21 18:58	AS
Methyl methacrylate	ND		ug/L	5.0	5.0	1	09/10/21	09/10/21 18:58	AS
Styrene	ND		ug/L	1.0	1.0	1	09/10/21	09/10/21 18:58	AS
1,1,1,2-Tetrachloroethane	ND		ug/L	1.0	1.0	1	09/10/21	09/10/21 18:58	AS
1,1,2,2-Tetrachloroethane	ND		ug/L	1.0	1.0	1	09/10/21	09/10/21 18:58	AS
Tetrachloroethene	ND		ug/L	1.0	1.0	1	09/10/21	09/10/21 18:58	AS
Toluene	ND		ug/L	1.0	1.0	1	09/10/21	09/10/21 18:58	AS
1,1,1-Trichloroethane	ND		ug/L	1.0	1.0	1	09/10/21	09/10/21 18:58	AS
1,1,2-Trichloroethane	ND		ug/L	1.0	1.0	1	09/10/21	09/10/21 18:58	AS
Trichloroethene	ND		ug/L	1.0	1.0	1	09/10/21	09/10/21 18:58	AS
Trichlorofluoromethane (Freon 11)	ND		ug/L	1.0	1.0	1	09/10/21	09/10/21 18:58	AS
1,2,3-Trichloropropane	ND		ug/L	1.0	1.0	1	09/10/21	09/10/21 18:58	AS
Vinyl acetate	ND		ug/L	1.0	1.0	1	09/10/21	09/10/21 18:58	AS
Vinyl chloride	ND		ug/L	1.0	1.0	1	09/10/21	09/10/21 18:58	AS
o-Xylene	ND		ug/L	1.0	1.0	1	09/10/21	09/10/21 18:58	AS
m- & p-Xylenes	ND		ug/L	1.0	1.0	1	09/10/21	09/10/21 18:58	AS
Surrogate: 1,2-Dichloroethane-d4			70-130	109 %	09/10/21		09/10/21 18:58		
Surrogate: Toluene-d8			75-120	112 %	09/10/21		09/10/21 18:58		
Surrogate: 4-Bromofluorobenzene			75-120	93 %	09/10/21		09/10/21 18:58		



Rabecka Koons, Quality Assurance Officer

The results in this report apply to the samples analyzed in accordance with the chain of custody document. This analytical report must be reproduced in its entirety.

Project: GUDE LANDFILL

Project Number: 1556404
Project Manager: Laura Oakes

Report revised to include acrylonitrile. Consolidated report to include all results for all work orders listed on pages 2-4.
Reported:

09/24/21 11:41

MW-14B

1090816-05 (Nonpotable Water)
Sample Date: 09/08/21

Analyte	Result	Notes	Units	Reporting Limit (MRL)	Detection Limit (LOD)	Dilution	Prepared	Analyzed	Analyst
EDB and DBCP by EPA 8011 Prepared by 504.1 EDB/DBCP									
1,2-Dibromo-3-chloropropane	ND		ug/L	0.047	0.047	1	09/15/21	09/16/21 00:12	EH
1,2-Dibromoethane (EDB)	ND		ug/L	0.019	0.019	1	09/15/21	09/16/21 00:12	EH
Total Metals Analysis by EPA 6020B Prepared by 3010A-Metals Digestion									
Hardness as CaCO3	64600		ug/L	500	500	1	09/10/21	09/13/21 15:28	CWK
Antimony	ND		ug/L	1.00	1.00	1	09/10/21	09/13/21 15:28	CWK
Arsenic	ND		ug/L	1.00	1.00	1	09/10/21	09/13/21 15:28	CWK
Barium	17.0		ug/L	1.00	1.00	1	09/10/21	09/13/21 15:28	CWK
Beryllium	ND		ug/L	1.00	1.00	1	09/10/21	09/13/21 15:28	CWK
Cadmium	ND		ug/L	1.00	1.00	1	09/10/21	09/13/21 15:28	CWK
Calcium	13300		ug/L	80.0	80.0	1	09/10/21	09/13/21 15:28	CWK
Chromium	3.18		ug/L	1.00	1.00	1	09/10/21	09/13/21 15:28	CWK
Cobalt	ND		ug/L	1.00	1.00	1	09/10/21	09/13/21 15:28	CWK
Copper	ND		ug/L	1.00	1.00	1	09/10/21	09/13/21 15:28	CWK
Iron	134		ug/L	100	5.00	1	09/10/21	09/13/21 15:28	CWK
Lead	ND		ug/L	1.00	1.00	1	09/10/21	09/13/21 15:28	CWK
Magnesium	7590		ug/L	100	100	1	09/10/21	09/13/21 15:28	CWK
Manganese	4.93		ug/L	1.00	1.00	1	09/10/21	09/13/21 15:28	CWK
Mercury	ND		ug/L	0.100	0.100	1	09/10/21	09/13/21 15:28	CWK
Nickel	1.94		ug/L	1.00	1.00	1	09/10/21	09/13/21 15:28	CWK
Potassium	1520		ug/L	100	100	1	09/10/21	09/13/21 15:28	CWK
Selenium	ND		ug/L	1.00	1.00	1	09/10/21	09/13/21 15:28	CWK
Silver	ND		ug/L	1.00	1.00	1	09/10/21	09/13/21 15:28	CWK
Sodium	8460		ug/L	100	100	1	09/10/21	09/13/21 15:28	CWK
Thallium	ND		ug/L	1.00	1.00	1	09/10/21	09/13/21 15:28	CWK
Vanadium	ND		ug/L	1.00	1.00	1	09/10/21	09/13/21 15:28	CWK
Zinc	ND		ug/L	4.00	4.00	1	09/10/21	09/13/21 15:28	CWK



Rabecka Koons, Quality Assurance Officer

The results in this report apply to the samples analyzed in accordance with the chain of custody document. This analytical report must be reproduced in its entirety.

Project: GUDE LANDFILL

Project Number: 1556404
Project Manager: Laura Oakes

Report revised to include acrylonitrile. Consolidated report to include all results for all work orders listed on pages 2-4.

Reported:
09/24/21 11:41

MW-14B

1090816-05 (Nonpotable Water)
Sample Date: 09/08/21

Analyte	Result	Notes	Units	Reporting Limit (MRL)	Detection Limit (LOD)	Dilution	Prepared	Analyzed	Analyst
Chemical Oxygen Demand by EPA 410.4 Prepared by COD (03) Prep									
COD	23.5		mg/L	3.0	3.0	1	09/13/21	09/13/21 14:21	CWK
Conductivity by SM2510 Prepared by Conductivity									
Conductivity	195		uS/cm			1	09/10/21	09/10/21 12:47	CRP
Anions by EPA 300.0 Prepared by 300.0 Anions Prep									
Chloride	22.6		mg/L	0.500	0.500	1	09/09/21	09/09/21 22:21	ZZZ
Nitrate	21.9		mg/L	0.050	0.050	1	09/09/21	09/09/21 22:21	ZZZ
Nitrate (as N)	4.95		mg/L	0.011	0.011	1	09/09/21	09/09/21 22:21	ZZZ
Sulfate	1.9		mg/L	0.3	0.3	1	09/09/21	09/09/21 22:21	ZZZ
Total Suspended Solids by USGS I-3765-85 Prepared by TSS PREP									
Solids, Suspended	2.7		mg/L	2.2	2.2	1	09/13/21	09/14/21 09:15	LL
Total Dissolved Solids by SM 2540C Prepared by TDS Prep									
Solids, Dissolved	154		mg/L	10.0	10.0	1	09/14/21	09/15/21 12:43	CRP
EPA 350.1 Performed at Pace Analytical Services, LLC - Ormond Beach Lab									
Nitrogen, Ammonia	ND		mg/L	0.050	0.035	1	09/17/21	09/17/21 20:10	RRB
SM 2320B Performed at Pace Analytical Services, LLC - Ormond Beach Lab									
Alkalinity, Total as CaCO3	38.9		mg/L	5.0	5.0	1	09/16/21	09/16/21 13:21	AGS



Rabecka Koons, Quality Assurance Officer

The results in this report apply to the samples analyzed in accordance with the chain of custody document. This analytical report must be reproduced in its entirety.

Project: GUDE LANDFILL

Project Number: 1556404
Project Manager: Laura Oakes

Report revised to include acrylonitrile. Consolidated report to include all results for all work orders listed on pages 2-4.
Reported:

09/24/21 11:41

MW-11A

**1090816-06 (Nonpotable Water)
Sample Date: 09/08/21**

Analyte	Result	Notes	Units	Reporting Limit (MRL)	Detection Limit (LOD)	Dilution	Prepared	Analyzed	Analyst
pH measurement by EPA 9040C Prepared by pH (Paper or Meter)									
pH	5.53	O-07	pH Units			1	09/08/21	09/08/21 17:56	CRP
Turbidity by EPA 180.1 Prepared by Turbidity Prep									
Turbidity	94.5		NTU	5.00	1.10	10	09/09/21	09/09/21 10:21	CRP
Volatile Organics by EPA 8260B (GC/MS) Prepared by GCMS-WATER-VOLATILES									
Acetone	ND		ug/L	5.0	5.0	1	09/10/21	09/10/21 19:21	AS
Acrylonitrile	ND		ug/L	5.0	5.0	1	09/10/21	09/10/21 19:21	AS
Allyl chloride (3-Chloropropylene)	ND		ug/L	1.0	1.0	1	09/10/21	09/10/21 19:21	AS
Benzene	ND		ug/L	1.0	1.0	1	09/10/21	09/10/21 19:21	AS
Bromochloromethane	ND		ug/L	1.0	1.0	1	09/10/21	09/10/21 19:21	AS
Bromodichloromethane	ND		ug/L	1.0	1.0	1	09/10/21	09/10/21 19:21	AS
Bromoform	ND		ug/L	1.0	1.0	1	09/10/21	09/10/21 19:21	AS
Bromomethane	ND		ug/L	1.0	1.0	1	09/10/21	09/10/21 19:21	AS
2-Butanone (MEK)	ND		ug/L	5.0	5.0	1	09/10/21	09/10/21 19:21	AS
Carbon disulfide	ND		ug/L	1.0	1.0	1	09/10/21	09/10/21 19:21	AS
Carbon tetrachloride	ND		ug/L	1.0	1.0	1	09/10/21	09/10/21 19:21	AS
Chlorobenzene	ND		ug/L	1.0	1.0	1	09/10/21	09/10/21 19:21	AS
Chloroethane	ND		ug/L	1.0	1.0	1	09/10/21	09/10/21 19:21	AS
Chloroform	ND		ug/L	1.0	1.0	1	09/10/21	09/10/21 19:21	AS
Chloromethane	ND		ug/L	1.0	1.0	1	09/10/21	09/10/21 19:21	AS
Chloroprene	ND		ug/L	1.0	1.0	1	09/10/21	09/10/21 19:21	AS
Dibromochloromethane	ND		ug/L	1.0	1.0	1	09/10/21	09/10/21 19:21	AS
1,2-Dibromo-3-chloropropane	ND		ug/L	1.0	1.0	1	09/10/21	09/10/21 19:21	AS
1,2-Dibromoethane (EDB)	ND		ug/L	1.0	1.0	1	09/10/21	09/10/21 19:21	AS
Dibromomethane	ND		ug/L	1.0	1.0	1	09/10/21	09/10/21 19:21	AS
1,2-Dichlorobenzene	ND		ug/L	1.0	1.0	1	09/10/21	09/10/21 19:21	AS
1,4-Dichlorobenzene	ND		ug/L	1.0	1.0	1	09/10/21	09/10/21 19:21	AS
trans-1,4-Dichloro-2-butene	ND		ug/L	1.0	1.0	1	09/10/21	09/10/21 19:21	AS
1,1-Dichloroethane	ND		ug/L	1.0	1.0	1	09/10/21	09/10/21 19:21	AS
1,2-Dichloroethane	ND		ug/L	1.0	1.0	1	09/10/21	09/10/21 19:21	AS
1,1-Dichloroethene	ND		ug/L	1.0	1.0	1	09/10/21	09/10/21 19:21	AS
cis-1,2-Dichloroethene	ND		ug/L	1.0	1.0	1	09/10/21	09/10/21 19:21	AS
trans-1,2-Dichloroethene	ND		ug/L	1.0	1.0	1	09/10/21	09/10/21 19:21	AS



Rabecka Koons, Quality Assurance Officer

The results in this report apply to the samples analyzed in accordance with the chain of custody document. This analytical report must be reproduced in its entirety.

Project: GUDE LANDFILL

Project Number: 1556404
Project Manager: Laura Oakes

Report revised to include acrylonitrile. Consolidated report to include all results for all work orders listed on pages 2-4.

Reported:
09/24/21 11:41

MW-11A

1090816-06 (Nonpotable Water)
Sample Date: 09/08/21

Analyte	Result	Notes	Units	Reporting Limit (MRL)	Detection Limit (LOD)	Dilution	Prepared	Analyzed	Analyst
Volatile Organics by EPA 8260B (GC/MS) Prepared by GCMS-WATER-VOLATILES (continued)									
1,2-Dichloropropane	ND		ug/L	1.0	1.0	1	09/10/21	09/10/21 19:21	AS
1,3-Dichloropropane	ND		ug/L	1.0	1.0	1	09/10/21	09/10/21 19:21	AS
2,2-Dichloropropane	ND		ug/L	1.0	1.0	1	09/10/21	09/10/21 19:21	AS
1,1-Dichloropropene	ND		ug/L	1.0	1.0	1	09/10/21	09/10/21 19:21	AS
cis-1,3-Dichloropropene	ND		ug/L	1.0	1.0	1	09/10/21	09/10/21 19:21	AS
trans-1,3-Dichloropropene	ND		ug/L	1.0	1.0	1	09/10/21	09/10/21 19:21	AS
Ethyl methacrylate	ND		ug/L	5.0	5.0	1	09/10/21	09/10/21 19:21	AS
Ethylbenzene	ND		ug/L	1.0	1.0	1	09/10/21	09/10/21 19:21	AS
2-Hexanone	ND		ug/L	5.0	5.0	1	09/10/21	09/10/21 19:21	AS
Isobutanol	ND		ug/L	100	100	1	09/10/21	09/10/21 19:21	AS
Iodomethane	ND		ug/L	1.0	1.0	1	09/10/21	09/10/21 19:21	AS
Methyl tert-butyl ether (MTBE)	ND		ug/L	1.0	1.0	1	09/10/21	09/10/21 19:21	AS
4-Methyl-2-pentanone	ND		ug/L	5.0	5.0	1	09/10/21	09/10/21 19:21	AS
Methylene chloride	ND		ug/L	1.0	1.0	1	09/10/21	09/10/21 19:21	AS
Methyl methacrylate	ND		ug/L	5.0	5.0	1	09/10/21	09/10/21 19:21	AS
Styrene	ND		ug/L	1.0	1.0	1	09/10/21	09/10/21 19:21	AS
1,1,1,2-Tetrachloroethane	ND		ug/L	1.0	1.0	1	09/10/21	09/10/21 19:21	AS
1,1,2,2-Tetrachloroethane	ND		ug/L	1.0	1.0	1	09/10/21	09/10/21 19:21	AS
Tetrachloroethene	ND		ug/L	1.0	1.0	1	09/10/21	09/10/21 19:21	AS
Toluene	ND		ug/L	1.0	1.0	1	09/10/21	09/10/21 19:21	AS
1,1,1-Trichloroethane	ND		ug/L	1.0	1.0	1	09/10/21	09/10/21 19:21	AS
1,1,2-Trichloroethane	ND		ug/L	1.0	1.0	1	09/10/21	09/10/21 19:21	AS
Trichloroethene	ND		ug/L	1.0	1.0	1	09/10/21	09/10/21 19:21	AS
Trichlorofluoromethane (Freon 11)	ND		ug/L	1.0	1.0	1	09/10/21	09/10/21 19:21	AS
1,2,3-Trichloropropane	ND		ug/L	1.0	1.0	1	09/10/21	09/10/21 19:21	AS
Vinyl acetate	ND		ug/L	1.0	1.0	1	09/10/21	09/10/21 19:21	AS
Vinyl chloride	ND		ug/L	1.0	1.0	1	09/10/21	09/10/21 19:21	AS
o-Xylene	ND		ug/L	1.0	1.0	1	09/10/21	09/10/21 19:21	AS
m- & p-Xylenes	ND		ug/L	1.0	1.0	1	09/10/21	09/10/21 19:21	AS
Surrogate: 1,2-Dichloroethane-d4			70-130	114 %	09/10/21		09/10/21 19:21		
Surrogate: Toluene-d8			75-120	111 %	09/10/21		09/10/21 19:21		
Surrogate: 4-Bromofluorobenzene			75-120	93 %	09/10/21		09/10/21 19:21		

The results in this report apply to the samples analyzed in accordance with the chain of custody document. This analytical report must be reproduced in its entirety.



Rabecka Koons, Quality Assurance Officer

Project: GUDE LANDFILL

Project Number: 1556404
Project Manager: Laura Oakes

Report revised to include acrylonitrile. Consolidated report to include all results for all work orders listed on pages 2-4.
Reported:

09/24/21 11:41

MW-11A

**1090816-06 (Nonpotable Water)
Sample Date: 09/08/21**

Analyte	Result	Notes	Units	Reporting Limit (MRL)	Detection Limit (LOD)	Dilution	Prepared	Analyzed	Analyst
EDB and DBCP by EPA 8011 Prepared by 504.1 EDB/DBCP									
1,2-Dibromo-3-chloropropane	ND		ug/L	0.047	0.047	1	09/15/21	09/16/21 00:30	EH
1,2-Dibromoethane (EDB)	ND		ug/L	0.019	0.019	1	09/15/21	09/16/21 00:30	EH
Total Metals Analysis by EPA 6020B Prepared by 3010A-Metals Digestion									
Hardness as CaCO3	70100		ug/L	500	500	1	09/10/21	09/13/21 15:31	CWK
Antimony	ND		ug/L	1.00	1.00	1	09/10/21	09/13/21 15:31	CWK
Arsenic	ND		ug/L	1.00	1.00	1	09/10/21	09/13/21 15:31	CWK
Barium	73.8		ug/L	1.00	1.00	1	09/10/21	09/13/21 15:31	CWK
Beryllium	ND		ug/L	1.00	1.00	1	09/10/21	09/13/21 15:31	CWK
Cadmium	ND		ug/L	1.00	1.00	1	09/10/21	09/13/21 15:31	CWK
Calcium	14700		ug/L	80.0	80.0	1	09/10/21	09/13/21 15:31	CWK
Chromium	16.7		ug/L	1.00	1.00	1	09/10/21	09/13/21 15:31	CWK
Cobalt	3.45		ug/L	1.00	1.00	1	09/10/21	09/13/21 15:31	CWK
Copper	7.85		ug/L	1.00	1.00	1	09/10/21	09/13/21 15:31	CWK
Iron	5760		ug/L	100	5.00	1	09/10/21	09/13/21 15:31	CWK
Lead	2.10		ug/L	1.00	1.00	1	09/10/21	09/13/21 15:31	CWK
Magnesium	8080		ug/L	100	100	1	09/10/21	09/13/21 15:31	CWK
Manganese	104		ug/L	1.00	1.00	1	09/10/21	09/13/21 15:31	CWK
Mercury	ND		ug/L	0.100	0.100	1	09/10/21	09/13/21 15:31	CWK
Nickel	17.2		ug/L	1.00	1.00	1	09/10/21	09/13/21 15:31	CWK
Potassium	1590		ug/L	100	100	1	09/10/21	09/13/21 15:31	CWK
Selenium	ND		ug/L	1.00	1.00	1	09/10/21	09/13/21 15:31	CWK
Silver	ND		ug/L	1.00	1.00	1	09/10/21	09/13/21 15:31	CWK
Sodium	5880		ug/L	100	100	1	09/10/21	09/13/21 15:31	CWK
Thallium	ND		ug/L	1.00	1.00	1	09/10/21	09/13/21 15:31	CWK
Vanadium	11.4		ug/L	1.00	1.00	1	09/10/21	09/13/21 15:31	CWK
Zinc	26.7		ug/L	4.00	4.00	1	09/10/21	09/13/21 15:31	CWK

The results in this report apply to the samples analyzed in accordance with the chain of custody document. This analytical report must be reproduced in its entirety.



Rabecka Koons, Quality Assurance Officer

Project: GUDE LANDFILL

Project Number: 1556404
Project Manager: Laura Oakes

Report revised to include acrylonitrile. Consolidated report to include all results for all work orders listed on pages 2-4.
Reported:

09/24/21 11:41

MW-11A

**1090816-06 (Nonpotable Water)
Sample Date: 09/08/21**

Analyte	Result	Notes	Units	Reporting Limit (MRL)	Detection Limit (LOD)	Dilution	Prepared	Analyzed	Analyst
Chemical Oxygen Demand by EPA 410.4 Prepared by COD (03) Prep									
COD	27.9		mg/L	3.0	3.0	1	09/13/21	09/13/21 14:21	CWK
Conductivity by SM2510 Prepared by Conductivity									
Conductivity	183		uS/cm			1	09/10/21	09/10/21 12:47	CRP
Anions by EPA 300.0 Prepared by 300.0 Anions Prep									
Chloride	23.6		mg/L	0.500	0.500	1	09/09/21	09/09/21 22:39	ZZZ
Nitrate	13.1		mg/L	0.050	0.050	1	09/09/21	09/09/21 22:39	ZZZ
Nitrate (as N)	2.95		mg/L	0.011	0.011	1	09/09/21	09/09/21 22:39	ZZZ
Sulfate	7.4		mg/L	0.3	0.3	1	09/09/21	09/09/21 22:39	ZZZ
Total Suspended Solids by USGS I-3765-85 Prepared by TSS PREP									
Solids, Suspended	157		mg/L	10.9	10.9	1	09/13/21	09/14/21 09:15	LL
Total Dissolved Solids by SM 2540C Prepared by TDS Prep									
Solids, Dissolved	151		mg/L	10.0	10.0	1	09/14/21	09/15/21 12:43	CRP
EPA 350.1 Performed at Pace Analytical Services, LLC - Ormond Beach Lab									
Nitrogen, Ammonia	ND		mg/L	0.050	0.035	1	09/17/21	09/17/21 20:15	RRB
SM 2320B Performed at Pace Analytical Services, LLC - Ormond Beach Lab									
Alkalinity, Total as CaCO3	30.5		mg/L	5.0	5.0	1	09/16/21	09/16/21 13:26	AGS



Rabecka Koons, Quality Assurance Officer

The results in this report apply to the samples analyzed in accordance with the chain of custody document. This analytical report must be reproduced in its entirety.

Project: GUDE LANDFILL

Project Number: 1556404
Project Manager: Laura Oakes

Report revised to include acrylonitrile. Consolidated report to include all results for all work orders listed on pages 2-4.
Reported:

09/24/21 11:41

MW-11B

1090816-07 (Nonpotable Water)
Sample Date: 09/08/21

Analyte	Result	Notes	Units	Reporting Limit (MRL)	Detection Limit (LOD)	Dilution	Prepared	Analyzed	Analyst
pH measurement by EPA 9040C Prepared by pH (Paper or Meter)									
pH	6.34	O-07	pH Units			1	09/08/21	09/08/21 17:56	CRP
Turbidity by EPA 180.1 Prepared by Turbidity Prep									
Turbidity	8.26		NTU	0.500	0.110	1	09/09/21	09/09/21 10:06	CRP
Volatile Organics by EPA 8260B (GC/MS) Prepared by GCMS-WATER-VOLATILES									
Acetone	ND		ug/L	5.0	5.0	1	09/10/21	09/10/21 19:44	AS
Acrylonitrile	ND		ug/L	5.0	5.0	1	09/10/21	09/10/21 19:44	AS
Allyl chloride (3-Chloropropylene)	ND		ug/L	1.0	1.0	1	09/10/21	09/10/21 19:44	AS
Benzene	ND		ug/L	1.0	1.0	1	09/10/21	09/10/21 19:44	AS
Bromochloromethane	ND		ug/L	1.0	1.0	1	09/10/21	09/10/21 19:44	AS
Bromodichloromethane	ND		ug/L	1.0	1.0	1	09/10/21	09/10/21 19:44	AS
Bromoform	ND		ug/L	1.0	1.0	1	09/10/21	09/10/21 19:44	AS
Bromomethane	ND		ug/L	1.0	1.0	1	09/10/21	09/10/21 19:44	AS
2-Butanone (MEK)	ND		ug/L	5.0	5.0	1	09/10/21	09/10/21 19:44	AS
Carbon disulfide	ND		ug/L	1.0	1.0	1	09/10/21	09/10/21 19:44	AS
Carbon tetrachloride	ND		ug/L	1.0	1.0	1	09/10/21	09/10/21 19:44	AS
Chlorobenzene	ND		ug/L	1.0	1.0	1	09/10/21	09/10/21 19:44	AS
Chloroethane	ND		ug/L	1.0	1.0	1	09/10/21	09/10/21 19:44	AS
Chloroform	ND		ug/L	1.0	1.0	1	09/10/21	09/10/21 19:44	AS
Chloromethane	ND		ug/L	1.0	1.0	1	09/10/21	09/10/21 19:44	AS
Chloroprene	ND		ug/L	1.0	1.0	1	09/10/21	09/10/21 19:44	AS
Dibromochloromethane	ND		ug/L	1.0	1.0	1	09/10/21	09/10/21 19:44	AS
1,2-Dibromo-3-chloropropane	ND		ug/L	1.0	1.0	1	09/10/21	09/10/21 19:44	AS
1,2-Dibromoethane (EDB)	ND		ug/L	1.0	1.0	1	09/10/21	09/10/21 19:44	AS
Dibromomethane	ND		ug/L	1.0	1.0	1	09/10/21	09/10/21 19:44	AS
1,2-Dichlorobenzene	ND		ug/L	1.0	1.0	1	09/10/21	09/10/21 19:44	AS
1,4-Dichlorobenzene	ND		ug/L	1.0	1.0	1	09/10/21	09/10/21 19:44	AS
trans-1,4-Dichloro-2-butene	ND		ug/L	1.0	1.0	1	09/10/21	09/10/21 19:44	AS
1,1-Dichloroethane	ND		ug/L	1.0	1.0	1	09/10/21	09/10/21 19:44	AS
1,2-Dichloroethane	ND		ug/L	1.0	1.0	1	09/10/21	09/10/21 19:44	AS
1,1-Dichloroethene	ND		ug/L	1.0	1.0	1	09/10/21	09/10/21 19:44	AS
cis-1,2-Dichloroethene	5.8		ug/L	1.0	1.0	1	09/10/21	09/10/21 19:44	AS
trans-1,2-Dichloroethene	ND		ug/L	1.0	1.0	1	09/10/21	09/10/21 19:44	AS

The results in this report apply to the samples analyzed in accordance with the chain of custody document. This analytical report must be reproduced in its entirety.



Rabecka Koons, Quality Assurance Officer

Project: GUDE LANDFILL

Project Number: 1556404
Project Manager: Laura Oakes

Report revised to include acrylonitrile. Consolidated report to include all results for all work orders listed on pages 2-4.
Reported:

09/24/21 11:41

MW-11B

1090816-07 (Nonpotable Water)
Sample Date: 09/08/21

Analyte	Result	Notes	Units	Reporting Limit (MRL)	Detection Limit (LOD)	Dilution	Prepared	Analyzed	Analyst
Volatile Organics by EPA 8260B (GC/MS) Prepared by GCMS-WATER-VOLATILES (continued)									
1,2-Dichloropropane	ND		ug/L	1.0	1.0	1	09/10/21	09/10/21 19:44	AS
1,3-Dichloropropane	ND		ug/L	1.0	1.0	1	09/10/21	09/10/21 19:44	AS
2,2-Dichloropropane	ND		ug/L	1.0	1.0	1	09/10/21	09/10/21 19:44	AS
1,1-Dichloropropene	ND		ug/L	1.0	1.0	1	09/10/21	09/10/21 19:44	AS
cis-1,3-Dichloropropene	ND		ug/L	1.0	1.0	1	09/10/21	09/10/21 19:44	AS
trans-1,3-Dichloropropene	ND		ug/L	1.0	1.0	1	09/10/21	09/10/21 19:44	AS
Ethyl methacrylate	ND		ug/L	5.0	5.0	1	09/10/21	09/10/21 19:44	AS
Ethylbenzene	ND		ug/L	1.0	1.0	1	09/10/21	09/10/21 19:44	AS
2-Hexanone	ND		ug/L	5.0	5.0	1	09/10/21	09/10/21 19:44	AS
Isobutanol	ND		ug/L	100	100	1	09/10/21	09/10/21 19:44	AS
Iodomethane	ND		ug/L	1.0	1.0	1	09/10/21	09/10/21 19:44	AS
Methyl tert-butyl ether (MTBE)	ND		ug/L	1.0	1.0	1	09/10/21	09/10/21 19:44	AS
4-Methyl-2-pentanone	ND		ug/L	5.0	5.0	1	09/10/21	09/10/21 19:44	AS
Methylene chloride	ND		ug/L	1.0	1.0	1	09/10/21	09/10/21 19:44	AS
Methyl methacrylate	ND		ug/L	5.0	5.0	1	09/10/21	09/10/21 19:44	AS
Styrene	ND		ug/L	1.0	1.0	1	09/10/21	09/10/21 19:44	AS
1,1,1,2-Tetrachloroethane	ND		ug/L	1.0	1.0	1	09/10/21	09/10/21 19:44	AS
1,1,2,2-Tetrachloroethane	ND		ug/L	1.0	1.0	1	09/10/21	09/10/21 19:44	AS
Tetrachloroethene	10.0		ug/L	1.0	1.0	1	09/10/21	09/10/21 19:44	AS
Toluene	ND		ug/L	1.0	1.0	1	09/10/21	09/10/21 19:44	AS
1,1,1-Trichloroethane	ND		ug/L	1.0	1.0	1	09/10/21	09/10/21 19:44	AS
1,1,2-Trichloroethane	ND		ug/L	1.0	1.0	1	09/10/21	09/10/21 19:44	AS
Trichloroethene	4.1		ug/L	1.0	1.0	1	09/10/21	09/10/21 19:44	AS
Trichlorofluoromethane (Freon 11)	ND		ug/L	1.0	1.0	1	09/10/21	09/10/21 19:44	AS
1,2,3-Trichloropropane	ND		ug/L	1.0	1.0	1	09/10/21	09/10/21 19:44	AS
Vinyl acetate	ND		ug/L	1.0	1.0	1	09/10/21	09/10/21 19:44	AS
Vinyl chloride	ND		ug/L	1.0	1.0	1	09/10/21	09/10/21 19:44	AS
o-Xylene	ND		ug/L	1.0	1.0	1	09/10/21	09/10/21 19:44	AS
m- & p-Xylenes	ND		ug/L	1.0	1.0	1	09/10/21	09/10/21 19:44	AS
Surrogate: 1,2-Dichloroethane-d4			70-130	109 %	09/10/21		09/10/21 19:44		
Surrogate: Toluene-d8			75-120	111 %	09/10/21		09/10/21 19:44		
Surrogate: 4-Bromofluorobenzene			75-120	93 %	09/10/21		09/10/21 19:44		

Rabecka Koons

The results in this report apply to the samples analyzed in accordance with the chain of custody document. This analytical report must be reproduced in its entirety.

Rabecka Koons, Quality Assurance Officer

Project: GUDE LANDFILL

Project Number: 1556404
Project Manager: Laura Oakes

Report revised to include acrylonitrile. Consolidated report to include all results for all work orders listed on pages 2-4.
Reported:

09/24/21 11:41

MW-11B

1090816-07 (Nonpotable Water)
Sample Date: 09/08/21

Analyte	Result	Notes	Units	Reporting Limit (MRL)	Detection Limit (LOD)	Dilution	Prepared	Analyzed	Analyst
EDB and DBCP by EPA 8011 Prepared by 504.1 EDB/DBCP									
1,2-Dibromo-3-chloropropane	ND		ug/L	0.047	0.047	1	09/15/21	09/16/21 00:49	EH
1,2-Dibromoethane (EDB)	ND		ug/L	0.019	0.019	1	09/15/21	09/16/21 00:49	EH
Total Metals Analysis by EPA 6020B Prepared by 3010A-Metals Digestion									
Hardness as CaCO3	86500		ug/L	500	500	1	09/10/21	09/13/21 15:33	CWK
Antimony	ND		ug/L	1.00	1.00	1	09/10/21	09/13/21 15:33	CWK
Arsenic	ND		ug/L	1.00	1.00	1	09/10/21	09/13/21 15:33	CWK
Barium	23.2		ug/L	1.00	1.00	1	09/10/21	09/13/21 15:33	CWK
Beryllium	ND		ug/L	1.00	1.00	1	09/10/21	09/13/21 15:33	CWK
Cadmium	ND		ug/L	1.00	1.00	1	09/10/21	09/13/21 15:33	CWK
Calcium	17600		ug/L	80.0	80.0	1	09/10/21	09/13/21 15:33	CWK
Chromium	2.46		ug/L	1.00	1.00	1	09/10/21	09/13/21 15:33	CWK
Cobalt	ND		ug/L	1.00	1.00	1	09/10/21	09/13/21 15:33	CWK
Copper	1.31		ug/L	1.00	1.00	1	09/10/21	09/13/21 15:33	CWK
Iron	878		ug/L	100	5.00	1	09/10/21	09/13/21 15:33	CWK
Lead	ND		ug/L	1.00	1.00	1	09/10/21	09/13/21 15:33	CWK
Magnesium	10400		ug/L	100	100	1	09/10/21	09/13/21 15:33	CWK
Manganese	21.6		ug/L	1.00	1.00	1	09/10/21	09/13/21 15:33	CWK
Mercury	ND		ug/L	0.100	0.100	1	09/10/21	09/13/21 15:33	CWK
Nickel	1.50		ug/L	1.00	1.00	1	09/10/21	09/13/21 15:33	CWK
Potassium	1030		ug/L	100	100	1	09/10/21	09/13/21 15:33	CWK
Selenium	ND		ug/L	1.00	1.00	1	09/10/21	09/13/21 15:33	CWK
Silver	ND		ug/L	1.00	1.00	1	09/10/21	09/13/21 15:33	CWK
Sodium	10400		ug/L	100	100	1	09/10/21	09/13/21 15:33	CWK
Thallium	ND		ug/L	1.00	1.00	1	09/10/21	09/13/21 15:33	CWK
Vanadium	5.11		ug/L	1.00	1.00	1	09/10/21	09/13/21 15:33	CWK
Zinc	ND		ug/L	4.00	4.00	1	09/10/21	09/13/21 15:33	CWK



Rabecka Koons, Quality Assurance Officer

The results in this report apply to the samples analyzed in accordance with the chain of custody document. This analytical report must be reproduced in its entirety.

Project: GUDE LANDFILL

Project Number: 1556404
Project Manager: Laura Oakes

Report revised to include acrylonitrile. Consolidated report to include all results for all work orders listed on pages 2-4.

Reported:
09/24/21 11:41

MW-11B

1090816-07 (Nonpotable Water)
Sample Date: 09/08/21

Analyte	Result	Notes	Units	Reporting Limit (MRL)	Detection Limit (LOD)	Dilution	Prepared	Analyzed	Analyst
Chemical Oxygen Demand by EPA 410.4 Prepared by COD (03) Prep									
COD	21.9		mg/L	3.0	3.0	1	09/13/21	09/13/21 14:22	CWK
Conductivity by SM2510 Prepared by Conductivity									
Conductivity	235		uS/cm			1	09/10/21	09/10/21 12:47	CRP
Anions by EPA 300.0 Prepared by 300.0 Anions Prep									
Chloride	21.8		mg/L	0.500	0.500	1	09/09/21	09/09/21 23:34	ZZZ
Nitrate	14.0		mg/L	0.050	0.050	1	09/09/21	09/09/21 23:34	ZZZ
Nitrate (as N)	3.17		mg/L	0.011	0.011	1	09/09/21	09/09/21 23:34	ZZZ
Sulfate	2.8		mg/L	0.3	0.3	1	09/09/21	09/09/21 23:34	ZZZ
Total Suspended Solids by USGS I-3765-85 Prepared by TSS PREP									
Solids, Suspended	16.8		mg/L	2.3	2.3	1	09/13/21	09/14/21 09:15	LL
Total Dissolved Solids by SM 2540C Prepared by TDS Prep									
Solids, Dissolved	157		mg/L	10.0	10.0	1	09/14/21	09/15/21 12:43	CRP
EPA 350.1 Performed at Pace Analytical Services, LLC - Ormond Beach Lab									
Nitrogen, Ammonia	ND		mg/L	0.050	0.035	1	09/17/21	09/17/21 20:16	RRB
SM 2320B Performed at Pace Analytical Services, LLC - Ormond Beach Lab									
Alkalinity, Total as CaCO3	73.8		mg/L	5.0	5.0	1	09/16/21	09/16/21 13:31	AGS



Rabecka Koons, Quality Assurance Officer

The results in this report apply to the samples analyzed in accordance with the chain of custody document. This analytical report must be reproduced in its entirety.

Project: GUDE LANDFILL

Project Number: 1556404
Project Manager: Laura Oakes

Report revised to include acrylonitrile. Consolidated report to include all results for all work orders listed on pages 2-4.
Reported:

09/24/21 11:41

MW-10

**1090816-08 (Nonpotable Water)
Sample Date: 09/08/21**

Analyte	Result	Notes	Units	Reporting Limit (MRL)	Detection Limit (LOD)	Dilution	Prepared	Analyzed	Analyst
pH measurement by EPA 9040C Prepared by pH (Paper or Meter)									
pH	5.92	O-07	pH Units			1	09/08/21	09/08/21 17:56	CRP
Turbidity by EPA 180.1 Prepared by Turbidity Prep									
Turbidity	77.4		NTU	5.00	1.10	10	09/09/21	09/09/21 10:24	CRP
Volatile Organics by EPA 8260B (GC/MS) Prepared by GCMS-WATER-VOLATILES									
Acetone	ND		ug/L	5.0	5.0	1	09/10/21	09/10/21 20:07	AS
Acrylonitrile	ND		ug/L	5.0	5.0	1	09/10/21	09/10/21 20:07	AS
Allyl chloride (3-Chloropropylene)	ND		ug/L	1.0	1.0	1	09/10/21	09/10/21 20:07	AS
Benzene	ND		ug/L	1.0	1.0	1	09/10/21	09/10/21 20:07	AS
Bromochloromethane	ND		ug/L	1.0	1.0	1	09/10/21	09/10/21 20:07	AS
Bromodichloromethane	ND		ug/L	1.0	1.0	1	09/10/21	09/10/21 20:07	AS
Bromoform	ND		ug/L	1.0	1.0	1	09/10/21	09/10/21 20:07	AS
Bromomethane	ND		ug/L	1.0	1.0	1	09/10/21	09/10/21 20:07	AS
2-Butanone (MEK)	ND		ug/L	5.0	5.0	1	09/10/21	09/10/21 20:07	AS
Carbon disulfide	ND		ug/L	1.0	1.0	1	09/10/21	09/10/21 20:07	AS
Carbon tetrachloride	ND		ug/L	1.0	1.0	1	09/10/21	09/10/21 20:07	AS
Chlorobenzene	ND		ug/L	1.0	1.0	1	09/10/21	09/10/21 20:07	AS
Chloroethane	ND		ug/L	1.0	1.0	1	09/10/21	09/10/21 20:07	AS
Chloroform	ND		ug/L	1.0	1.0	1	09/10/21	09/10/21 20:07	AS
Chloromethane	ND		ug/L	1.0	1.0	1	09/10/21	09/10/21 20:07	AS
Chloroprene	ND		ug/L	1.0	1.0	1	09/10/21	09/10/21 20:07	AS
Dibromochloromethane	ND		ug/L	1.0	1.0	1	09/10/21	09/10/21 20:07	AS
1,2-Dibromo-3-chloropropane	ND		ug/L	1.0	1.0	1	09/10/21	09/10/21 20:07	AS
1,2-Dibromoethane (EDB)	ND		ug/L	1.0	1.0	1	09/10/21	09/10/21 20:07	AS
Dibromomethane	ND		ug/L	1.0	1.0	1	09/10/21	09/10/21 20:07	AS
1,2-Dichlorobenzene	ND		ug/L	1.0	1.0	1	09/10/21	09/10/21 20:07	AS
1,4-Dichlorobenzene	ND		ug/L	1.0	1.0	1	09/10/21	09/10/21 20:07	AS
trans-1,4-Dichloro-2-butene	ND		ug/L	1.0	1.0	1	09/10/21	09/10/21 20:07	AS
1,1-Dichloroethane	ND		ug/L	1.0	1.0	1	09/10/21	09/10/21 20:07	AS
1,2-Dichloroethane	ND		ug/L	1.0	1.0	1	09/10/21	09/10/21 20:07	AS
1,1-Dichloroethene	ND		ug/L	1.0	1.0	1	09/10/21	09/10/21 20:07	AS
cis-1,2-Dichloroethene	ND		ug/L	1.0	1.0	1	09/10/21	09/10/21 20:07	AS
trans-1,2-Dichloroethene	ND		ug/L	1.0	1.0	1	09/10/21	09/10/21 20:07	AS



Rabecka Koons, Quality Assurance Officer

The results in this report apply to the samples analyzed in accordance with the chain of custody document. This analytical report must be reproduced in its entirety.

Project: GUDE LANDFILL

Project Number: 1556404
Project Manager: Laura Oakes

Report revised to include acrylonitrile. Consolidated report to include all results for all work orders listed on pages 2-4.
Reported:

09/24/21 11:41

MW-10

**1090816-08 (Nonpotable Water)
Sample Date: 09/08/21**

Analyte	Result	Notes	Units	Reporting Limit (MRL)	Detection Limit (LOD)	Dilution	Prepared	Analyzed	Analyst
Volatile Organics by EPA 8260B (GC/MS) Prepared by GCMS-WATER-VOLATILES (continued)									
1,2-Dichloropropane	ND		ug/L	1.0	1.0	1	09/10/21	09/10/21 20:07	AS
1,3-Dichloropropane	ND		ug/L	1.0	1.0	1	09/10/21	09/10/21 20:07	AS
2,2-Dichloropropane	ND		ug/L	1.0	1.0	1	09/10/21	09/10/21 20:07	AS
1,1-Dichloropropene	ND		ug/L	1.0	1.0	1	09/10/21	09/10/21 20:07	AS
cis-1,3-Dichloropropene	ND		ug/L	1.0	1.0	1	09/10/21	09/10/21 20:07	AS
trans-1,3-Dichloropropene	ND		ug/L	1.0	1.0	1	09/10/21	09/10/21 20:07	AS
Ethyl methacrylate	ND		ug/L	5.0	5.0	1	09/10/21	09/10/21 20:07	AS
Ethylbenzene	ND		ug/L	1.0	1.0	1	09/10/21	09/10/21 20:07	AS
2-Hexanone	ND		ug/L	5.0	5.0	1	09/10/21	09/10/21 20:07	AS
Isobutanol	ND		ug/L	100	100	1	09/10/21	09/10/21 20:07	AS
Iodomethane	ND		ug/L	1.0	1.0	1	09/10/21	09/10/21 20:07	AS
Methyl tert-butyl ether (MTBE)	ND		ug/L	1.0	1.0	1	09/10/21	09/10/21 20:07	AS
4-Methyl-2-pentanone	ND		ug/L	5.0	5.0	1	09/10/21	09/10/21 20:07	AS
Methylene chloride	ND		ug/L	1.0	1.0	1	09/10/21	09/10/21 20:07	AS
Methyl methacrylate	ND		ug/L	5.0	5.0	1	09/10/21	09/10/21 20:07	AS
Styrene	ND		ug/L	1.0	1.0	1	09/10/21	09/10/21 20:07	AS
1,1,1,2-Tetrachloroethane	ND		ug/L	1.0	1.0	1	09/10/21	09/10/21 20:07	AS
1,1,2,2-Tetrachloroethane	ND		ug/L	1.0	1.0	1	09/10/21	09/10/21 20:07	AS
Tetrachloroethene	ND		ug/L	1.0	1.0	1	09/10/21	09/10/21 20:07	AS
Toluene	ND		ug/L	1.0	1.0	1	09/10/21	09/10/21 20:07	AS
1,1,1-Trichloroethane	ND		ug/L	1.0	1.0	1	09/10/21	09/10/21 20:07	AS
1,1,2-Trichloroethane	ND		ug/L	1.0	1.0	1	09/10/21	09/10/21 20:07	AS
Trichloroethene	ND		ug/L	1.0	1.0	1	09/10/21	09/10/21 20:07	AS
Trichlorofluoromethane (Freon 11)	ND		ug/L	1.0	1.0	1	09/10/21	09/10/21 20:07	AS
1,2,3-Trichloropropane	ND		ug/L	1.0	1.0	1	09/10/21	09/10/21 20:07	AS
Vinyl acetate	ND		ug/L	1.0	1.0	1	09/10/21	09/10/21 20:07	AS
Vinyl chloride	ND		ug/L	1.0	1.0	1	09/10/21	09/10/21 20:07	AS
o-Xylene	ND		ug/L	1.0	1.0	1	09/10/21	09/10/21 20:07	AS
m- & p-Xylenes	ND		ug/L	1.0	1.0	1	09/10/21	09/10/21 20:07	AS
Surrogate: 1,2-Dichloroethane-d4			70-130	114 %	09/10/21		09/10/21 20:07		
Surrogate: Toluene-d8			75-120	111 %	09/10/21		09/10/21 20:07		
Surrogate: 4-Bromofluorobenzene			75-120	93 %	09/10/21		09/10/21 20:07		

Rabecka Koons

The results in this report apply to the samples analyzed in accordance with the chain of custody document. This analytical report must be reproduced in its entirety.

Rabecka Koons, Quality Assurance Officer

Project: GUDE LANDFILL

Project Number: 1556404
Project Manager: Laura Oakes

Report revised to include acrylonitrile. Consolidated report to include all results for all work orders listed on pages 2-4.
Reported:

09/24/21 11:41

MW-10

**1090816-08 (Nonpotable Water)
Sample Date: 09/08/21**

Analyte	Result	Notes	Units	Reporting Limit (MRL)	Detection Limit (LOD)	Dilution	Prepared	Analyzed	Analyst
EDB and DBCP by EPA 8011 Prepared by 504.1 EDB/DBCP									
1,2-Dibromo-3-chloropropane	ND		ug/L	0.048	0.048	1	09/15/21	09/16/21 01:07	EH
1,2-Dibromoethane (EDB)	ND		ug/L	0.019	0.019	1	09/15/21	09/16/21 01:07	EH
Total Metals Analysis by EPA 6020B Prepared by 3010A-Metals Digestion									
Hardness as CaCO3	47700		ug/L	500	500	1	09/10/21	09/13/21 15:51	CWK
Antimony	ND		ug/L	1.00	1.00	1	09/10/21	09/13/21 15:51	CWK
Arsenic	ND		ug/L	1.00	1.00	1	09/10/21	09/13/21 15:51	CWK
Barium	71.6		ug/L	1.00	1.00	1	09/10/21	09/13/21 15:51	CWK
Beryllium	ND		ug/L	1.00	1.00	1	09/10/21	09/13/21 15:51	CWK
Cadmium	ND		ug/L	1.00	1.00	1	09/10/21	09/13/21 15:51	CWK
Calcium	9640		ug/L	80.0	80.0	1	09/10/21	09/13/21 15:51	CWK
Chromium	7.68		ug/L	1.00	1.00	1	09/10/21	09/13/21 15:51	CWK
Cobalt	2.26		ug/L	1.00	1.00	1	09/10/21	09/13/21 15:51	CWK
Copper	11.8		ug/L	1.00	1.00	1	09/10/21	09/13/21 15:51	CWK
Iron	4270		ug/L	100	5.00	1	09/10/21	09/13/21 15:51	CWK
Lead	1.86		ug/L	1.00	1.00	1	09/10/21	09/13/21 15:51	CWK
Magnesium	5730		ug/L	100	100	1	09/10/21	09/13/21 15:51	CWK
Manganese	86.5		ug/L	1.00	1.00	1	09/10/21	09/13/21 15:51	CWK
Mercury	ND		ug/L	0.100	0.100	1	09/10/21	09/13/21 15:51	CWK
Nickel	6.56		ug/L	1.00	1.00	1	09/10/21	09/13/21 15:51	CWK
Potassium	1830		ug/L	100	100	1	09/10/21	09/13/21 15:51	CWK
Selenium	ND		ug/L	1.00	1.00	1	09/10/21	09/13/21 15:51	CWK
Silver	ND		ug/L	1.00	1.00	1	09/10/21	09/13/21 15:51	CWK
Sodium	7760		ug/L	100	100	1	09/10/21	09/13/21 15:51	CWK
Thallium	ND		ug/L	1.00	1.00	1	09/10/21	09/13/21 15:51	CWK
Vanadium	12.8		ug/L	1.00	1.00	1	09/10/21	09/13/21 15:51	CWK
Zinc	28.4		ug/L	4.00	4.00	1	09/10/21	09/13/21 15:51	CWK

Rabecka Koons

The results in this report apply to the samples analyzed in accordance with the chain of custody document. This analytical report must be reproduced in its entirety.

Rabecka Koons, Quality Assurance Officer

Project: GUDE LANDFILL

Project Number: 1556404
Project Manager: Laura Oakes

Report revised to include acrylonitrile. Consolidated report to include all results for all work orders listed on pages 2-4.
Reported:

09/24/21 11:41

MW-10

**1090816-08 (Nonpotable Water)
Sample Date: 09/08/21**

Analyte	Result	Notes	Units	Reporting Limit (MRL)	Detection Limit (LOD)	Dilution	Prepared	Analyzed	Analyst
Chemical Oxygen Demand by EPA 410.4 Prepared by COD (03) Prep									
COD	51.8		mg/L	3.0	3.0	1	09/13/21	09/13/21 14:22	CWK
Conductivity by SM2510 Prepared by Conductivity									
Conductivity	125		uS/cm			1	09/10/21	09/10/21 12:47	CRP
Anions by EPA 300.0 Prepared by 300.0 Anions Prep									
Chloride	2.60		mg/L	0.500	0.500	1	09/09/21	09/09/21 23:52	ZZZ
Nitrate	0.543		mg/L	0.050	0.050	1	09/09/21	09/09/21 23:52	ZZZ
Nitrate (as N)	0.123		mg/L	0.011	0.011	1	09/09/21	09/09/21 23:52	ZZZ
Sulfate	10.7		mg/L	0.3	0.3	1	09/09/21	09/09/21 23:52	ZZZ
Total Suspended Solids by USGS I-3765-85 Prepared by TSS PREP									
Solids, Suspended	188		mg/L	19.2	19.2	1	09/13/21	09/14/21 09:15	LL
Total Dissolved Solids by SM 2540C Prepared by TDS Prep									
Solids, Dissolved	64.3		mg/L	10.0	10.0	1	09/14/21	09/15/21 12:43	CRP
EPA 350.1 Performed at Pace Analytical Services, LLC - Ormond Beach Lab									
Nitrogen, Ammonia	ND		mg/L	0.050	0.035	1	09/17/21	09/17/21 20:18	RRB
SM 2320B Performed at Pace Analytical Services, LLC - Ormond Beach Lab									
Alkalinity, Total as CaCO3	48.9		mg/L	5.0	5.0	1	09/16/21	09/16/21 13:36	AGS



Rabecka Koons, Quality Assurance Officer

The results in this report apply to the samples analyzed in accordance with the chain of custody document. This analytical report must be reproduced in its entirety.

Project: GUDE LANDFILL

Project Number: 1556404
Project Manager: Laura Oakes

Report revised to include acrylonitrile. Consolidated report to include all results for all work orders listed on pages 2-4.
Reported:

09/24/21 11:41

TRIP BLANK

1090816-09 (Nonpotable Water)
Sample Date: 09/08/21

Analyte	Result	Notes	Units	Reporting	Detection	Dilution	Prepared	Analyzed	Analyst
				Limit (MRL)	Limit (LOD)				
Volatile Organics by EPA 8260B (GC/MS) Prepared by GCMS-WATER-VOLATILES									
Acetone	ND		ug/L	5.0	5.0	1	09/10/21	09/10/21 20:30	AS
Acrylonitrile	ND		ug/L	5.0	5.0	1	09/10/21	09/10/21 20:30	AS
Allyl chloride (3-Chloropropylene)	ND		ug/L	1.0	1.0	1	09/10/21	09/10/21 20:30	AS
Benzene	ND		ug/L	1.0	1.0	1	09/10/21	09/10/21 20:30	AS
Bromochloromethane	ND		ug/L	1.0	1.0	1	09/10/21	09/10/21 20:30	AS
Bromodichloromethane	ND		ug/L	1.0	1.0	1	09/10/21	09/10/21 20:30	AS
Bromoform	ND		ug/L	1.0	1.0	1	09/10/21	09/10/21 20:30	AS
Bromomethane	ND		ug/L	1.0	1.0	1	09/10/21	09/10/21 20:30	AS
2-Butanone (MEK)	ND		ug/L	5.0	5.0	1	09/10/21	09/10/21 20:30	AS
Carbon disulfide	ND		ug/L	1.0	1.0	1	09/10/21	09/10/21 20:30	AS
Carbon tetrachloride	ND		ug/L	1.0	1.0	1	09/10/21	09/10/21 20:30	AS
Chlorobenzene	ND		ug/L	1.0	1.0	1	09/10/21	09/10/21 20:30	AS
Chloroethane	ND		ug/L	1.0	1.0	1	09/10/21	09/10/21 20:30	AS
Chloroform	ND		ug/L	1.0	1.0	1	09/10/21	09/10/21 20:30	AS
Chloromethane	ND		ug/L	1.0	1.0	1	09/10/21	09/10/21 20:30	AS
Chloroprene	ND		ug/L	1.0	1.0	1	09/10/21	09/10/21 20:30	AS
Dibromochloromethane	ND		ug/L	1.0	1.0	1	09/10/21	09/10/21 20:30	AS
1,2-Dibromo-3-chloropropane	ND		ug/L	1.0	1.0	1	09/10/21	09/10/21 20:30	AS
1,2-Dibromoethane (EDB)	ND		ug/L	1.0	1.0	1	09/10/21	09/10/21 20:30	AS
Dibromomethane	ND		ug/L	1.0	1.0	1	09/10/21	09/10/21 20:30	AS
1,2-Dichlorobenzene	ND		ug/L	1.0	1.0	1	09/10/21	09/10/21 20:30	AS
1,4-Dichlorobenzene	ND		ug/L	1.0	1.0	1	09/10/21	09/10/21 20:30	AS
trans-1,4-Dichloro-2-butene	ND		ug/L	1.0	1.0	1	09/10/21	09/10/21 20:30	AS
1,1-Dichloroethane	ND		ug/L	1.0	1.0	1	09/10/21	09/10/21 20:30	AS
1,2-Dichloroethane	ND		ug/L	1.0	1.0	1	09/10/21	09/10/21 20:30	AS
1,1-Dichloroethene	ND		ug/L	1.0	1.0	1	09/10/21	09/10/21 20:30	AS
cis-1,2-Dichloroethene	ND		ug/L	1.0	1.0	1	09/10/21	09/10/21 20:30	AS
trans-1,2-Dichloroethene	ND		ug/L	1.0	1.0	1	09/10/21	09/10/21 20:30	AS
1,2-Dichloropropane	ND		ug/L	1.0	1.0	1	09/10/21	09/10/21 20:30	AS
1,3-Dichloropropane	ND		ug/L	1.0	1.0	1	09/10/21	09/10/21 20:30	AS
2,2-Dichloropropane	ND		ug/L	1.0	1.0	1	09/10/21	09/10/21 20:30	AS
1,1-Dichloropropene	ND		ug/L	1.0	1.0	1	09/10/21	09/10/21 20:30	AS

Rabecka Koons

The results in this report apply to the samples analyzed in accordance with the chain of custody document. This analytical report must be reproduced in its entirety.

Rabecka Koons, Quality Assurance Officer

Project: GUDE LANDFILL

Project Number: 1556404
Project Manager: Laura Oakes

Report revised to include acrylonitrile. Consolidated report to include all results for all work orders listed on pages 2-4.

Reported:
09/24/21 11:41

TRIP BLANK

1090816-09 (Nonpotable Water)
Sample Date: 09/08/21

Analyte	Result	Notes	Units	Reporting Limit (MRL)	Detection Limit (LOD)	Dilution	Prepared	Analyzed	Analyst
Volatile Organics by EPA 8260B (GC/MS) Prepared by GCMS-WATER-VOLATILES (continued)									
cis-1,3-Dichloropropene	ND		ug/L	1.0	1.0	1	09/10/21	09/10/21 20:30	AS
trans-1,3-Dichloropropene	ND		ug/L	1.0	1.0	1	09/10/21	09/10/21 20:30	AS
Ethyl methacrylate	ND		ug/L	5.0	5.0	1	09/10/21	09/10/21 20:30	AS
Ethylbenzene	ND		ug/L	1.0	1.0	1	09/10/21	09/10/21 20:30	AS
2-Hexanone	ND		ug/L	5.0	5.0	1	09/10/21	09/10/21 20:30	AS
Isobutanol	ND		ug/L	100	100	1	09/10/21	09/10/21 20:30	AS
Iodomethane	ND		ug/L	1.0	1.0	1	09/10/21	09/10/21 20:30	AS
Methyl tert-butyl ether (MTBE)	ND		ug/L	1.0	1.0	1	09/10/21	09/10/21 20:30	AS
4-Methyl-2-pentanone	ND		ug/L	5.0	5.0	1	09/10/21	09/10/21 20:30	AS
Methylene chloride	ND		ug/L	1.0	1.0	1	09/10/21	09/10/21 20:30	AS
Methyl methacrylate	ND		ug/L	5.0	5.0	1	09/10/21	09/10/21 20:30	AS
Styrene	ND		ug/L	1.0	1.0	1	09/10/21	09/10/21 20:30	AS
1,1,1,2-Tetrachloroethane	ND		ug/L	1.0	1.0	1	09/10/21	09/10/21 20:30	AS
1,1,2,2-Tetrachloroethane	ND		ug/L	1.0	1.0	1	09/10/21	09/10/21 20:30	AS
Tetrachloroethene	ND		ug/L	1.0	1.0	1	09/10/21	09/10/21 20:30	AS
Toluene	ND		ug/L	1.0	1.0	1	09/10/21	09/10/21 20:30	AS
1,1,1-Trichloroethane	ND		ug/L	1.0	1.0	1	09/10/21	09/10/21 20:30	AS
1,1,2-Trichloroethane	ND		ug/L	1.0	1.0	1	09/10/21	09/10/21 20:30	AS
Trichloroethene	ND		ug/L	1.0	1.0	1	09/10/21	09/10/21 20:30	AS
Trichlorofluoromethane (Freon 11)	ND		ug/L	1.0	1.0	1	09/10/21	09/10/21 20:30	AS
1,2,3-Trichloropropane	ND		ug/L	1.0	1.0	1	09/10/21	09/10/21 20:30	AS
Vinyl acetate	ND		ug/L	1.0	1.0	1	09/10/21	09/10/21 20:30	AS
Vinyl chloride	ND		ug/L	1.0	1.0	1	09/10/21	09/10/21 20:30	AS
o-Xylene	ND		ug/L	1.0	1.0	1	09/10/21	09/10/21 20:30	AS
m- & p-Xylenes	ND		ug/L	1.0	1.0	1	09/10/21	09/10/21 20:30	AS
Surrogate: 1,2-Dichloroethane-d4		70-130		112 %			09/10/21	09/10/21 20:30	
Surrogate: Toluene-d8		75-120		112 %			09/10/21	09/10/21 20:30	
Surrogate: 4-Bromofluorobenzene		75-120		92 %			09/10/21	09/10/21 20:30	

The results in this report apply to the samples analyzed in accordance with the chain of custody document. This analytical report must be reproduced in its entirety.

Rabecka Koons

Rabecka Koons, Quality Assurance Officer

Project: GUDE LANDFILL

Project Number: 1556404
Project Manager: Laura Oakes

Report revised to include acrylonitrile. Consolidated report to include all results for all work orders listed on pages 2-4.
Reported:

09/24/21 11:41

ST-80

**1090915-01 (Nonpotable Water)
Sample Date: 09/09/21**

Analyte	Result	Notes	Units	Reporting Limit (MRL)	Detection Limit (LOD)	Dilution	Prepared	Analyzed	Analyst
pH measurement by EPA 9040C Prepared by pH (Paper or Meter)									
pH	7.67	O-07	pH Units			1	09/09/21	09/09/21 14:31	CRP
Turbidity by EPA 180.1 Prepared by Turbidity Prep									
Turbidity	5.21		NTU	0.500	0.110	1	09/09/21	09/09/21 14:51	CRP
Volatile Organics by EPA 8260B (GC/MS) Prepared by GCMS-WATER-VOLATILES									
Acetone	5.3		ug/L	5.0	5.0	1	09/10/21	09/10/21 20:53	AS
Acrylonitrile	ND		ug/L	5.0	5.0	1	09/10/21	09/10/21 20:53	AS
Allyl chloride (3-Chloropropylene)	ND		ug/L	1.0	1.0	1	09/10/21	09/10/21 20:53	AS
Benzene	ND		ug/L	1.0	1.0	1	09/10/21	09/10/21 20:53	AS
Bromochloromethane	ND		ug/L	1.0	1.0	1	09/10/21	09/10/21 20:53	AS
Bromodichloromethane	ND		ug/L	1.0	1.0	1	09/10/21	09/10/21 20:53	AS
Bromoform	ND		ug/L	1.0	1.0	1	09/10/21	09/10/21 20:53	AS
Bromomethane	ND		ug/L	1.0	1.0	1	09/10/21	09/10/21 20:53	AS
2-Butanone (MEK)	ND		ug/L	5.0	5.0	1	09/10/21	09/10/21 20:53	AS
Carbon disulfide	ND		ug/L	1.0	1.0	1	09/10/21	09/10/21 20:53	AS
Carbon tetrachloride	ND		ug/L	1.0	1.0	1	09/10/21	09/10/21 20:53	AS
Chlorobenzene	ND		ug/L	1.0	1.0	1	09/10/21	09/10/21 20:53	AS
Chloroethane	ND		ug/L	1.0	1.0	1	09/10/21	09/10/21 20:53	AS
Chloroform	ND		ug/L	1.0	1.0	1	09/10/21	09/10/21 20:53	AS
Chloromethane	ND		ug/L	1.0	1.0	1	09/10/21	09/10/21 20:53	AS
Chloroprene	ND		ug/L	1.0	1.0	1	09/10/21	09/10/21 20:53	AS
Dibromochloromethane	ND		ug/L	1.0	1.0	1	09/10/21	09/10/21 20:53	AS
1,2-Dibromo-3-chloropropane	ND		ug/L	1.0	1.0	1	09/10/21	09/10/21 20:53	AS
1,2-Dibromoethane (EDB)	ND		ug/L	1.0	1.0	1	09/10/21	09/10/21 20:53	AS
Dibromomethane	ND		ug/L	1.0	1.0	1	09/10/21	09/10/21 20:53	AS
1,2-Dichlorobenzene	ND		ug/L	1.0	1.0	1	09/10/21	09/10/21 20:53	AS
1,4-Dichlorobenzene	ND		ug/L	1.0	1.0	1	09/10/21	09/10/21 20:53	AS
trans-1,4-Dichloro-2-butene	ND		ug/L	1.0	1.0	1	09/10/21	09/10/21 20:53	AS
1,1-Dichloroethane	ND		ug/L	1.0	1.0	1	09/10/21	09/10/21 20:53	AS
1,2-Dichloroethane	ND		ug/L	1.0	1.0	1	09/10/21	09/10/21 20:53	AS
1,1-Dichloroethene	ND		ug/L	1.0	1.0	1	09/10/21	09/10/21 20:53	AS
cis-1,2-Dichloroethene	ND		ug/L	1.0	1.0	1	09/10/21	09/10/21 20:53	AS
trans-1,2-Dichloroethene	ND		ug/L	1.0	1.0	1	09/10/21	09/10/21 20:53	AS



Rabecka Koons, Quality Assurance Officer

The results in this report apply to the samples analyzed in accordance with the chain of custody document. This analytical report must be reproduced in its entirety.

Project: GUDE LANDFILL

Project Number: 1556404
Project Manager: Laura Oakes

Report revised to include acrylonitrile. Consolidated report to include all results for all work orders listed on pages 2-4.
Reported:

09/24/21 11:41

ST-80

**1090915-01 (Nonpotable Water)
Sample Date: 09/09/21**

Analyte	Result	Notes	Units	Reporting Limit (MRL)	Detection Limit (LOD)	Dilution	Prepared	Analyzed	Analyst
Volatile Organics by EPA 8260B (GC/MS) Prepared by GCMS-WATER-VOLATILES (continued)									
1,2-Dichloropropane	ND		ug/L	1.0	1.0	1	09/10/21	09/10/21 20:53	AS
1,3-Dichloropropane	ND		ug/L	1.0	1.0	1	09/10/21	09/10/21 20:53	AS
2,2-Dichloropropane	ND		ug/L	1.0	1.0	1	09/10/21	09/10/21 20:53	AS
1,1-Dichloropropene	ND		ug/L	1.0	1.0	1	09/10/21	09/10/21 20:53	AS
cis-1,3-Dichloropropene	ND		ug/L	1.0	1.0	1	09/10/21	09/10/21 20:53	AS
trans-1,3-Dichloropropene	ND		ug/L	1.0	1.0	1	09/10/21	09/10/21 20:53	AS
Ethyl methacrylate	ND		ug/L	5.0	5.0	1	09/10/21	09/10/21 20:53	AS
Ethylbenzene	ND		ug/L	1.0	1.0	1	09/10/21	09/10/21 20:53	AS
2-Hexanone	ND		ug/L	5.0	5.0	1	09/10/21	09/10/21 20:53	AS
Isobutanol	ND		ug/L	100	100	1	09/10/21	09/10/21 20:53	AS
Iodomethane	ND		ug/L	1.0	1.0	1	09/10/21	09/10/21 20:53	AS
Methyl tert-butyl ether (MTBE)	ND		ug/L	1.0	1.0	1	09/10/21	09/10/21 20:53	AS
4-Methyl-2-pentanone	ND		ug/L	5.0	5.0	1	09/10/21	09/10/21 20:53	AS
Methylene chloride	ND		ug/L	1.0	1.0	1	09/10/21	09/10/21 20:53	AS
Methyl methacrylate	ND		ug/L	5.0	5.0	1	09/10/21	09/10/21 20:53	AS
Styrene	ND		ug/L	1.0	1.0	1	09/10/21	09/10/21 20:53	AS
1,1,1,2-Tetrachloroethane	ND		ug/L	1.0	1.0	1	09/10/21	09/10/21 20:53	AS
1,1,2,2-Tetrachloroethane	ND		ug/L	1.0	1.0	1	09/10/21	09/10/21 20:53	AS
Tetrachloroethene	ND		ug/L	1.0	1.0	1	09/10/21	09/10/21 20:53	AS
Toluene	ND		ug/L	1.0	1.0	1	09/10/21	09/10/21 20:53	AS
1,1,1-Trichloroethane	ND		ug/L	1.0	1.0	1	09/10/21	09/10/21 20:53	AS
1,1,2-Trichloroethane	ND		ug/L	1.0	1.0	1	09/10/21	09/10/21 20:53	AS
Trichloroethene	ND		ug/L	1.0	1.0	1	09/10/21	09/10/21 20:53	AS
Trichlorofluoromethane (Freon 11)	ND		ug/L	1.0	1.0	1	09/10/21	09/10/21 20:53	AS
1,2,3-Trichloropropane	ND		ug/L	1.0	1.0	1	09/10/21	09/10/21 20:53	AS
Vinyl acetate	ND		ug/L	1.0	1.0	1	09/10/21	09/10/21 20:53	AS
Vinyl chloride	ND		ug/L	1.0	1.0	1	09/10/21	09/10/21 20:53	AS
o-Xylene	ND		ug/L	1.0	1.0	1	09/10/21	09/10/21 20:53	AS
m- & p-Xylenes	ND		ug/L	1.0	1.0	1	09/10/21	09/10/21 20:53	AS
Surrogate: 1,2-Dichloroethane-d4			70-130	112 %	09/10/21		09/10/21 20:53		
Surrogate: Toluene-d8			75-120	110 %	09/10/21		09/10/21 20:53		
Surrogate: 4-Bromofluorobenzene			75-120	92 %	09/10/21		09/10/21 20:53		

Rabecka Koons

The results in this report apply to the samples analyzed in accordance with the chain of custody document. This analytical report must be reproduced in its entirety.

Rabecka Koons, Quality Assurance Officer

Project: GUDE LANDFILL

Project Number: 1556404
Project Manager: Laura Oakes

Report revised to include acrylonitrile. Consolidated report to include all results for all work orders listed on pages 2-4.
Reported:

09/24/21 11:41

ST-80

**1090915-01 (Nonpotable Water)
Sample Date: 09/09/21**

Analyte	Result	Notes	Units	Reporting Limit (MRL)	Detection Limit (LOD)	Dilution	Prepared	Analyzed	Analyst
EDB and DBCP by EPA 8011 Prepared by 504.1 EDB/DBCP									
1,2-Dibromo-3-chloropropane	ND		ug/L	0.047	0.047	1	09/15/21	09/16/21 01:25	EH
1,2-Dibromoethane (EDB)	ND		ug/L	0.019	0.019	1	09/15/21	09/16/21 01:25	EH
Total Metals Analysis by EPA 6020B Prepared by 3010A-Metals Digestion									
Hardness as CaCO3	80300		ug/L	500	500	1	09/10/21	09/13/21 15:53	CWK
Antimony	ND		ug/L	1.00	1.00	1	09/10/21	09/13/21 15:53	CWK
Arsenic	ND		ug/L	1.00	1.00	1	09/10/21	09/13/21 15:53	CWK
Barium	34.4		ug/L	1.00	1.00	1	09/10/21	09/13/21 15:53	CWK
Beryllium	ND		ug/L	1.00	1.00	1	09/10/21	09/13/21 15:53	CWK
Cadmium	ND		ug/L	1.00	1.00	1	09/10/21	09/13/21 15:53	CWK
Calcium	20800		ug/L	80.0	80.0	1	09/10/21	09/13/21 15:53	CWK
Chromium	2.81		ug/L	1.00	1.00	1	09/10/21	09/13/21 15:53	CWK
Cobalt	ND		ug/L	1.00	1.00	1	09/10/21	09/13/21 15:53	CWK
Copper	6.77		ug/L	1.00	1.00	1	09/10/21	09/13/21 15:53	CWK
Iron	508		ug/L	100	5.00	1	09/10/21	09/13/21 15:53	CWK
Lead	2.03		ug/L	1.00	1.00	1	09/10/21	09/13/21 15:53	CWK
Magnesium	6900		ug/L	100	100	1	09/10/21	09/13/21 15:53	CWK
Manganese	208		ug/L	1.00	1.00	1	09/10/21	09/13/21 15:53	CWK
Mercury	ND		ug/L	0.100	0.100	1	09/10/21	09/13/21 15:53	CWK
Nickel	5.94		ug/L	1.00	1.00	1	09/10/21	09/13/21 15:53	CWK
Potassium	3790		ug/L	100	100	1	09/10/21	09/13/21 15:53	CWK
Selenium	ND		ug/L	1.00	1.00	1	09/10/21	09/13/21 15:53	CWK
Silver	ND		ug/L	1.00	1.00	1	09/10/21	09/13/21 15:53	CWK
Sodium	16600		ug/L	100	100	1	09/10/21	09/13/21 15:53	CWK
Thallium	ND		ug/L	1.00	1.00	1	09/10/21	09/13/21 15:53	CWK
Vanadium	1.03		ug/L	1.00	1.00	1	09/10/21	09/13/21 15:53	CWK
Zinc	12.9		ug/L	4.00	4.00	1	09/10/21	09/13/21 15:53	CWK



Rabecka Koons, Quality Assurance Officer

The results in this report apply to the samples analyzed in accordance with the chain of custody document. This analytical report must be reproduced in its entirety.

Project: GUDE LANDFILL

Project Number: 1556404
Project Manager: Laura Oakes

Report revised to include acrylonitrile. Consolidated report to include all results for all work orders listed on pages 2-4.
Reported:

09/24/21 11:41

ST-80

**1090915-01 (Nonpotable Water)
Sample Date: 09/09/21**

Analyte	Result	Notes	Units	Reporting Limit (MRL)	Detection Limit (LOD)	Dilution	Prepared	Analyzed	Analyst
Chemical Oxygen Demand by EPA 410.4 Prepared by COD (03) Prep									
COD	33.2		mg/L	3.0	3.0	1	09/10/21	09/10/21 13:52	CRP
Conductivity by SM2510 Prepared by Conductivity									
Conductivity	271		uS/cm			1	09/10/21	09/10/21 12:47	CRP
Anions by EPA 300.0 Prepared by 300.0 Anions Prep									
Chloride	33.7		mg/L	0.500	0.500	1	09/09/21	09/10/21 00:10	ZZZ
Nitrate	1.52		mg/L	0.050	0.050	1	09/09/21	09/10/21 00:10	ZZZ
Nitrate (as N)	0.343		mg/L	0.011	0.011	1	09/09/21	09/10/21 00:10	ZZZ
Sulfate	13.1		mg/L	0.3	0.3	1	09/09/21	09/10/21 00:10	ZZZ
Total Suspended Solids by USGS I-3765-85 Prepared by TSS PREP									
Solids, Suspended	6.2		mg/L	2.3	2.3	1	09/13/21	09/14/21 09:15	LL
Total Dissolved Solids by SM 2540C Prepared by TDS Prep									
Solids, Dissolved	144		mg/L	10.0	10.0	1	09/13/21	09/14/21 14:29	CRP
EPA 350.1 Performed at Pace Analytical Services, LLC - Ormond Beach Lab									
Nitrogen, Ammonia	0.26		mg/L	0.050	0.035	1	09/17/21	09/17/21 20:20	RRB
SM 2320B Performed at Pace Analytical Services, LLC - Ormond Beach Lab									
Alkalinity, Total as CaCO3	67.7		mg/L	5.0	5.0	1	09/16/21	09/16/21 13:52	AGS



Rabecka Koons, Quality Assurance Officer

The results in this report apply to the samples analyzed in accordance with the chain of custody document. This analytical report must be reproduced in its entirety.

Project: GUDE LANDFILL

Project Number: 1556404
Project Manager: Laura Oakes

Report revised to include acrylonitrile. Consolidated report to include all results for all work orders listed on pages 2-4.
Reported:

09/24/21 11:41

MW-15

**1090915-02 (Nonpotable Water)
Sample Date: 09/09/21**

Analyte	Result	Notes	Units	Reporting Limit (MRL)	Detection Limit (LOD)	Dilution	Prepared	Analyzed	Analyst
pH measurement by EPA 9040C Prepared by pH (Paper or Meter)									
pH	5.61	O-07	pH Units			1	09/09/21	09/09/21 14:31	CRP
Turbidity by EPA 180.1 Prepared by Turbidity Prep									
Turbidity	17.7		NTU	0.500	0.110	1	09/09/21	09/09/21 14:55	CRP
Volatile Organics by EPA 8260B (GC/MS) Prepared by GCMS-WATER-VOLATILES									
Acetone	ND		ug/L	5.0	5.0	1	09/10/21	09/10/21 21:15	AS
Acrylonitrile	ND		ug/L	5.0	5.0	1	09/10/21	09/10/21 21:15	AS
Allyl chloride (3-Chloropropylene)	ND		ug/L	1.0	1.0	1	09/10/21	09/10/21 21:15	AS
Benzene	ND		ug/L	1.0	1.0	1	09/10/21	09/10/21 21:15	AS
Bromochloromethane	ND		ug/L	1.0	1.0	1	09/10/21	09/10/21 21:15	AS
Bromodichloromethane	ND		ug/L	1.0	1.0	1	09/10/21	09/10/21 21:15	AS
Bromoform	ND		ug/L	1.0	1.0	1	09/10/21	09/10/21 21:15	AS
Bromomethane	ND		ug/L	1.0	1.0	1	09/10/21	09/10/21 21:15	AS
2-Butanone (MEK)	ND		ug/L	5.0	5.0	1	09/10/21	09/10/21 21:15	AS
Carbon disulfide	ND		ug/L	1.0	1.0	1	09/10/21	09/10/21 21:15	AS
Carbon tetrachloride	ND		ug/L	1.0	1.0	1	09/10/21	09/10/21 21:15	AS
Chlorobenzene	ND		ug/L	1.0	1.0	1	09/10/21	09/10/21 21:15	AS
Chloroethane	ND		ug/L	1.0	1.0	1	09/10/21	09/10/21 21:15	AS
Chloroform	ND		ug/L	1.0	1.0	1	09/10/21	09/10/21 21:15	AS
Chloromethane	ND		ug/L	1.0	1.0	1	09/10/21	09/10/21 21:15	AS
Chloroprene	ND		ug/L	1.0	1.0	1	09/10/21	09/10/21 21:15	AS
Dibromochloromethane	ND		ug/L	1.0	1.0	1	09/10/21	09/10/21 21:15	AS
1,2-Dibromo-3-chloropropane	ND		ug/L	1.0	1.0	1	09/10/21	09/10/21 21:15	AS
1,2-Dibromoethane (EDB)	ND		ug/L	1.0	1.0	1	09/10/21	09/10/21 21:15	AS
Dibromomethane	ND		ug/L	1.0	1.0	1	09/10/21	09/10/21 21:15	AS
1,2-Dichlorobenzene	ND		ug/L	1.0	1.0	1	09/10/21	09/10/21 21:15	AS
1,4-Dichlorobenzene	ND		ug/L	1.0	1.0	1	09/10/21	09/10/21 21:15	AS
trans-1,4-Dichloro-2-butene	ND		ug/L	1.0	1.0	1	09/10/21	09/10/21 21:15	AS
1,1-Dichloroethane	ND		ug/L	1.0	1.0	1	09/10/21	09/10/21 21:15	AS
1,2-Dichloroethane	ND		ug/L	1.0	1.0	1	09/10/21	09/10/21 21:15	AS
1,1-Dichloroethene	ND		ug/L	1.0	1.0	1	09/10/21	09/10/21 21:15	AS
cis-1,2-Dichloroethene	ND		ug/L	1.0	1.0	1	09/10/21	09/10/21 21:15	AS
trans-1,2-Dichloroethene	ND		ug/L	1.0	1.0	1	09/10/21	09/10/21 21:15	AS



Rabecka Koons, Quality Assurance Officer

The results in this report apply to the samples analyzed in accordance with the chain of custody document. This analytical report must be reproduced in its entirety.

Project: GUDE LANDFILL

Project Number: 1556404
Project Manager: Laura Oakes

Report revised to include acrylonitrile. Consolidated report to include all results for all work orders listed on pages 2-4.
Reported:

09/24/21 11:41

MW-15

**1090915-02 (Nonpotable Water)
Sample Date: 09/09/21**

Analyte	Result	Notes	Units	Reporting Limit (MRL)	Detection Limit (LOD)	Dilution	Prepared	Analyzed	Analyst
Volatile Organics by EPA 8260B (GC/MS) Prepared by GCMS-WATER-VOLATILES (continued)									
1,2-Dichloropropane	ND		ug/L	1.0	1.0	1	09/10/21	09/10/21 21:15	AS
1,3-Dichloropropane	ND		ug/L	1.0	1.0	1	09/10/21	09/10/21 21:15	AS
2,2-Dichloropropane	ND		ug/L	1.0	1.0	1	09/10/21	09/10/21 21:15	AS
1,1-Dichloropropene	ND		ug/L	1.0	1.0	1	09/10/21	09/10/21 21:15	AS
cis-1,3-Dichloropropene	ND		ug/L	1.0	1.0	1	09/10/21	09/10/21 21:15	AS
trans-1,3-Dichloropropene	ND		ug/L	1.0	1.0	1	09/10/21	09/10/21 21:15	AS
Ethyl methacrylate	ND		ug/L	5.0	5.0	1	09/10/21	09/10/21 21:15	AS
Ethylbenzene	ND		ug/L	1.0	1.0	1	09/10/21	09/10/21 21:15	AS
2-Hexanone	ND		ug/L	5.0	5.0	1	09/10/21	09/10/21 21:15	AS
Isobutanol	ND		ug/L	100	100	1	09/10/21	09/10/21 21:15	AS
Iodomethane	ND		ug/L	1.0	1.0	1	09/10/21	09/10/21 21:15	AS
Methyl tert-butyl ether (MTBE)	ND		ug/L	1.0	1.0	1	09/10/21	09/10/21 21:15	AS
4-Methyl-2-pentanone	ND		ug/L	5.0	5.0	1	09/10/21	09/10/21 21:15	AS
Methylene chloride	ND		ug/L	1.0	1.0	1	09/10/21	09/10/21 21:15	AS
Methyl methacrylate	ND		ug/L	5.0	5.0	1	09/10/21	09/10/21 21:15	AS
Styrene	ND		ug/L	1.0	1.0	1	09/10/21	09/10/21 21:15	AS
1,1,1,2-Tetrachloroethane	ND		ug/L	1.0	1.0	1	09/10/21	09/10/21 21:15	AS
1,1,2,2-Tetrachloroethane	ND		ug/L	1.0	1.0	1	09/10/21	09/10/21 21:15	AS
Tetrachloroethene	ND		ug/L	1.0	1.0	1	09/10/21	09/10/21 21:15	AS
Toluene	ND		ug/L	1.0	1.0	1	09/10/21	09/10/21 21:15	AS
1,1,1-Trichloroethane	ND		ug/L	1.0	1.0	1	09/10/21	09/10/21 21:15	AS
1,1,2-Trichloroethane	ND		ug/L	1.0	1.0	1	09/10/21	09/10/21 21:15	AS
Trichloroethene	ND		ug/L	1.0	1.0	1	09/10/21	09/10/21 21:15	AS
Trichlorofluoromethane (Freon 11)	ND		ug/L	1.0	1.0	1	09/10/21	09/10/21 21:15	AS
1,2,3-Trichloropropane	ND		ug/L	1.0	1.0	1	09/10/21	09/10/21 21:15	AS
Vinyl acetate	ND		ug/L	1.0	1.0	1	09/10/21	09/10/21 21:15	AS
Vinyl chloride	ND		ug/L	1.0	1.0	1	09/10/21	09/10/21 21:15	AS
o-Xylene	ND		ug/L	1.0	1.0	1	09/10/21	09/10/21 21:15	AS
m- & p-Xylenes	ND		ug/L	1.0	1.0	1	09/10/21	09/10/21 21:15	AS
Surrogate: 1,2-Dichloroethane-d4			70-130	111 %	09/10/21		09/10/21 21:15		
Surrogate: Toluene-d8			75-120	113 %	09/10/21		09/10/21 21:15		
Surrogate: 4-Bromofluorobenzene			75-120	93 %	09/10/21		09/10/21 21:15		

Rabecka Koons

The results in this report apply to the samples analyzed in accordance with the chain of custody document. This analytical report must be reproduced in its entirety.

Rabecka Koons, Quality Assurance Officer

Project: GUDE LANDFILL

Project Number: 1556404
Project Manager: Laura Oakes

Report revised to include acrylonitrile. Consolidated report to include all results for all work orders listed on pages 2-4.

Reported:
09/24/21 11:41

MW-15

**1090915-02 (Nonpotable Water)
Sample Date: 09/09/21**

Analyte	Result	Notes	Units	Reporting Limit (MRL)	Detection Limit (LOD)	Dilution	Prepared	Analyzed	Analyst
EDB and DBCP by EPA 8011 Prepared by 504.1 EDB/DBCP									
1,2-Dibromo-3-chloropropane	ND		ug/L	0.047	0.047	1	09/15/21	09/16/21 01:43	EH
1,2-Dibromoethane (EDB)	ND		ug/L	0.019	0.019	1	09/15/21	09/16/21 01:43	EH
Total Metals Analysis by EPA 6020B Prepared by 3010A-Metals Digestion									
Hardness as CaCO3	74700		ug/L	500	500	1	09/10/21	09/13/21 15:56	CWK
Antimony	ND		ug/L	1.00	1.00	1	09/10/21	09/13/21 15:56	CWK
Arsenic	ND		ug/L	1.00	1.00	1	09/10/21	09/13/21 15:56	CWK
Barium	68.8		ug/L	1.00	1.00	1	09/10/21	09/13/21 15:56	CWK
Beryllium	ND		ug/L	1.00	1.00	1	09/10/21	09/13/21 15:56	CWK
Cadmium	ND		ug/L	1.00	1.00	1	09/10/21	09/13/21 15:56	CWK
Calcium	12200		ug/L	80.0	80.0	1	09/10/21	09/13/21 15:56	CWK
Chromium	7.75		ug/L	1.00	1.00	1	09/10/21	09/13/21 15:56	CWK
Cobalt	3.23		ug/L	1.00	1.00	1	09/10/21	09/13/21 15:56	CWK
Copper	17.2		ug/L	1.00	1.00	1	09/10/21	09/13/21 15:56	CWK
Iron	4640		ug/L	100	5.00	1	09/10/21	09/13/21 15:56	CWK
Lead	1.16		ug/L	1.00	1.00	1	09/10/21	09/13/21 15:56	CWK
Magnesium	10700		ug/L	100	100	1	09/10/21	09/13/21 15:56	CWK
Manganese	88.1		ug/L	1.00	1.00	1	09/10/21	09/13/21 15:56	CWK
Mercury	ND		ug/L	0.100	0.100	1	09/10/21	09/13/21 15:56	CWK
Nickel	8.87		ug/L	1.00	1.00	1	09/10/21	09/13/21 15:56	CWK
Potassium	1780		ug/L	100	100	1	09/10/21	09/13/21 15:56	CWK
Selenium	ND		ug/L	1.00	1.00	1	09/10/21	09/13/21 15:56	CWK
Silver	ND		ug/L	1.00	1.00	1	09/10/21	09/13/21 15:56	CWK
Sodium	8350		ug/L	100	100	1	09/10/21	09/13/21 15:56	CWK
Thallium	ND		ug/L	1.00	1.00	1	09/10/21	09/13/21 15:56	CWK
Vanadium	3.80		ug/L	1.00	1.00	1	09/10/21	09/13/21 15:56	CWK
Zinc	23.4		ug/L	4.00	4.00	1	09/10/21	09/13/21 15:56	CWK

Rabecka Koons

The results in this report apply to the samples analyzed in accordance with the chain of custody document. This analytical report must be reproduced in its entirety.

Rabecka Koons, Quality Assurance Officer

Project: GUDE LANDFILL

Project Number: 1556404
Project Manager: Laura Oakes

Report revised to include acrylonitrile. Consolidated report to include all results for all work orders listed on pages 2-4.

Reported:
09/24/21 11:41

MW-15

**1090915-02 (Nonpotable Water)
Sample Date: 09/09/21**

Analyte	Result	Notes	Units	Reporting Limit (MRL)	Detection Limit (LOD)	Dilution	Prepared	Analyzed	Analyst
Chemical Oxygen Demand by EPA 410.4 Prepared by COD (03) Prep									
COD	8.9		mg/L	3.0	3.0	1	09/10/21	09/10/21 13:53	CRP
Conductivity by SM2510 Prepared by Conductivity									
Conductivity	213		uS/cm			1	09/10/21	09/10/21 12:47	CRP
Anions by EPA 300.0 Prepared by 300.0 Anions Prep									
Chloride	31.5		mg/L	0.500	0.500	1	09/09/21	09/10/21 00:28	ZZZ
Nitrate	21.2		mg/L	0.050	0.050	1	09/09/21	09/10/21 00:28	ZZZ
Nitrate (as N)	4.78		mg/L	0.011	0.011	1	09/09/21	09/10/21 00:28	ZZZ
Sulfate	4.8		mg/L	0.3	0.3	1	09/09/21	09/10/21 00:28	ZZZ
Total Suspended Solids by USGS I-3765-85 Prepared by TSS PREP									
Solids, Suspended	282		mg/L	6.4	6.4	1	09/13/21	09/14/21 09:15	LL
Total Dissolved Solids by SM 2540C Prepared by TDS Prep									
Solids, Dissolved	169		mg/L	10.0	10.0	1	09/13/21	09/14/21 14:29	CRP
EPA 350.1 Performed at Pace Analytical Services, LLC - Ormond Beach Lab									
Nitrogen, Ammonia	ND		mg/L	0.050	0.035	1	09/17/21	09/17/21 20:21	RRB
SM 2320B Performed at Pace Analytical Services, LLC - Ormond Beach Lab									
Alkalinity, Total as CaCO3	29.8		mg/L	5.0	5.0	1	09/16/21	09/16/21 13:57	AGS



Rabecka Koons, Quality Assurance Officer

The results in this report apply to the samples analyzed in accordance with the chain of custody document. This analytical report must be reproduced in its entirety.

Project: GUDE LANDFILL

Project Number: 1556404
Project Manager: Laura Oakes

Report revised to include acrylonitrile. Consolidated report to include all results for all work orders listed on pages 2-4.
Reported:

09/24/21 11:41

MW-12

**1090915-03 (Nonpotable Water)
Sample Date: 09/09/21**

Analyte	Result	Notes	Units	Reporting Limit (MRL)	Detection Limit (LOD)	Dilution	Prepared	Analyzed	Analyst
pH measurement by EPA 9040C Prepared by pH (Paper or Meter)									
pH	5.35	O-07	pH Units			1	09/09/21	09/09/21 14:31	CRP
Turbidity by EPA 180.1 Prepared by Turbidity Prep									
Turbidity	12.5		NTU	0.500	0.110	1	09/09/21	09/09/21 14:56	CRP
Volatile Organics by EPA 8260B (GC/MS) Prepared by GCMS-WATER-VOLATILES									
Acetone	ND		ug/L	5.0	5.0	1	09/10/21	09/10/21 21:38	AS
Acrylonitrile	ND		ug/L	5.0	5.0	1	09/10/21	09/10/21 21:38	AS
Allyl chloride (3-Chloropropylene)	ND		ug/L	1.0	1.0	1	09/10/21	09/10/21 21:38	AS
Benzene	ND		ug/L	1.0	1.0	1	09/10/21	09/10/21 21:38	AS
Bromochloromethane	ND		ug/L	1.0	1.0	1	09/10/21	09/10/21 21:38	AS
Bromodichloromethane	ND		ug/L	1.0	1.0	1	09/10/21	09/10/21 21:38	AS
Bromoform	ND		ug/L	1.0	1.0	1	09/10/21	09/10/21 21:38	AS
Bromomethane	ND		ug/L	1.0	1.0	1	09/10/21	09/10/21 21:38	AS
2-Butanone (MEK)	ND		ug/L	5.0	5.0	1	09/10/21	09/10/21 21:38	AS
Carbon disulfide	ND		ug/L	1.0	1.0	1	09/10/21	09/10/21 21:38	AS
Carbon tetrachloride	ND		ug/L	1.0	1.0	1	09/10/21	09/10/21 21:38	AS
Chlorobenzene	ND		ug/L	1.0	1.0	1	09/10/21	09/10/21 21:38	AS
Chloroethane	ND		ug/L	1.0	1.0	1	09/10/21	09/10/21 21:38	AS
Chloroform	ND		ug/L	1.0	1.0	1	09/10/21	09/10/21 21:38	AS
Chloromethane	ND		ug/L	1.0	1.0	1	09/10/21	09/10/21 21:38	AS
Chloroprene	ND		ug/L	1.0	1.0	1	09/10/21	09/10/21 21:38	AS
Dibromochloromethane	ND		ug/L	1.0	1.0	1	09/10/21	09/10/21 21:38	AS
1,2-Dibromo-3-chloropropane	ND		ug/L	1.0	1.0	1	09/10/21	09/10/21 21:38	AS
1,2-Dibromoethane (EDB)	ND		ug/L	1.0	1.0	1	09/10/21	09/10/21 21:38	AS
Dibromomethane	ND		ug/L	1.0	1.0	1	09/10/21	09/10/21 21:38	AS
1,2-Dichlorobenzene	ND		ug/L	1.0	1.0	1	09/10/21	09/10/21 21:38	AS
1,4-Dichlorobenzene	ND		ug/L	1.0	1.0	1	09/10/21	09/10/21 21:38	AS
trans-1,4-Dichloro-2-butene	ND		ug/L	1.0	1.0	1	09/10/21	09/10/21 21:38	AS
1,1-Dichloroethane	ND		ug/L	1.0	1.0	1	09/10/21	09/10/21 21:38	AS
1,2-Dichloroethane	ND		ug/L	1.0	1.0	1	09/10/21	09/10/21 21:38	AS
1,1-Dichloroethene	ND		ug/L	1.0	1.0	1	09/10/21	09/10/21 21:38	AS
cis-1,2-Dichloroethene	ND		ug/L	1.0	1.0	1	09/10/21	09/10/21 21:38	AS
trans-1,2-Dichloroethene	ND		ug/L	1.0	1.0	1	09/10/21	09/10/21 21:38	AS



The results in this report apply to the samples analyzed in accordance with the chain of custody document. This analytical report must be reproduced in its entirety.

Rabecka Koons, Quality Assurance Officer

Project: GUDE LANDFILL

Project Number: 1556404
Project Manager: Laura Oakes

Report revised to include acrylonitrile. Consolidated report to include all results for all work orders listed on pages 2-4.
Reported:

09/24/21 11:41

MW-12

**1090915-03 (Nonpotable Water)
Sample Date: 09/09/21**

Analyte	Result	Notes	Units	Reporting Limit (MRL)	Detection Limit (LOD)	Dilution	Prepared	Analyzed	Analyst
Volatile Organics by EPA 8260B (GC/MS) Prepared by GCMS-WATER-VOLATILES (continued)									
1,2-Dichloropropane	ND		ug/L	1.0	1.0	1	09/10/21	09/10/21 21:38	AS
1,3-Dichloropropane	ND		ug/L	1.0	1.0	1	09/10/21	09/10/21 21:38	AS
2,2-Dichloropropane	ND		ug/L	1.0	1.0	1	09/10/21	09/10/21 21:38	AS
1,1-Dichloropropene	ND		ug/L	1.0	1.0	1	09/10/21	09/10/21 21:38	AS
cis-1,3-Dichloropropene	ND		ug/L	1.0	1.0	1	09/10/21	09/10/21 21:38	AS
trans-1,3-Dichloropropene	ND		ug/L	1.0	1.0	1	09/10/21	09/10/21 21:38	AS
Ethyl methacrylate	ND		ug/L	5.0	5.0	1	09/10/21	09/10/21 21:38	AS
Ethylbenzene	ND		ug/L	1.0	1.0	1	09/10/21	09/10/21 21:38	AS
2-Hexanone	ND		ug/L	5.0	5.0	1	09/10/21	09/10/21 21:38	AS
Isobutanol	ND		ug/L	100	100	1	09/10/21	09/10/21 21:38	AS
Iodomethane	ND		ug/L	1.0	1.0	1	09/10/21	09/10/21 21:38	AS
Methyl tert-butyl ether (MTBE)	ND		ug/L	1.0	1.0	1	09/10/21	09/10/21 21:38	AS
4-Methyl-2-pentanone	ND		ug/L	5.0	5.0	1	09/10/21	09/10/21 21:38	AS
Methylene chloride	ND		ug/L	1.0	1.0	1	09/10/21	09/10/21 21:38	AS
Methyl methacrylate	ND		ug/L	5.0	5.0	1	09/10/21	09/10/21 21:38	AS
Styrene	ND		ug/L	1.0	1.0	1	09/10/21	09/10/21 21:38	AS
1,1,1,2-Tetrachloroethane	ND		ug/L	1.0	1.0	1	09/10/21	09/10/21 21:38	AS
1,1,2,2-Tetrachloroethane	ND		ug/L	1.0	1.0	1	09/10/21	09/10/21 21:38	AS
Tetrachloroethene	ND		ug/L	1.0	1.0	1	09/10/21	09/10/21 21:38	AS
Toluene	ND		ug/L	1.0	1.0	1	09/10/21	09/10/21 21:38	AS
1,1,1-Trichloroethane	ND		ug/L	1.0	1.0	1	09/10/21	09/10/21 21:38	AS
1,1,2-Trichloroethane	ND		ug/L	1.0	1.0	1	09/10/21	09/10/21 21:38	AS
Trichloroethene	ND		ug/L	1.0	1.0	1	09/10/21	09/10/21 21:38	AS
Trichlorofluoromethane (Freon 11)	ND		ug/L	1.0	1.0	1	09/10/21	09/10/21 21:38	AS
1,2,3-Trichloropropane	ND		ug/L	1.0	1.0	1	09/10/21	09/10/21 21:38	AS
Vinyl acetate	ND		ug/L	1.0	1.0	1	09/10/21	09/10/21 21:38	AS
Vinyl chloride	ND		ug/L	1.0	1.0	1	09/10/21	09/10/21 21:38	AS
o-Xylene	ND		ug/L	1.0	1.0	1	09/10/21	09/10/21 21:38	AS
m- & p-Xylenes	ND		ug/L	1.0	1.0	1	09/10/21	09/10/21 21:38	AS
Surrogate: 1,2-Dichloroethane-d4			70-130	110 %	09/10/21		09/10/21 21:38		
Surrogate: Toluene-d8			75-120	112 %	09/10/21		09/10/21 21:38		
Surrogate: 4-Bromofluorobenzene			75-120	93 %	09/10/21		09/10/21 21:38		

Rabecka Koons

The results in this report apply to the samples analyzed in accordance with the chain of custody document. This analytical report must be reproduced in its entirety.

Rabecka Koons, Quality Assurance Officer

Project: GUDE LANDFILL

Project Number: 1556404
Project Manager: Laura Oakes

Report revised to include acrylonitrile. Consolidated report to include all results for all work orders listed on pages 2-4.
Reported:

09/24/21 11:41

MW-12

**1090915-03 (Nonpotable Water)
Sample Date: 09/09/21**

Analyte	Result	Notes	Units	Reporting Limit (MRL)	Detection Limit (LOD)	Dilution	Prepared	Analyzed	Analyst
EDB and DBCP by EPA 8011 Prepared by 504.1 EDB/DBCP									
1,2-Dibromo-3-chloropropane	ND		ug/L	0.047	0.047	1	09/15/21	09/16/21 02:02	EH
1,2-Dibromoethane (EDB)	ND		ug/L	0.019	0.019	1	09/15/21	09/16/21 02:02	EH
Total Metals Analysis by EPA 6020B Prepared by 3010A-Metals Digestion									
Hardness as CaCO3	57400		ug/L	500	500	1	09/10/21	09/13/21 15:58	CWK
Antimony	ND		ug/L	1.00	1.00	1	09/10/21	09/13/21 15:58	CWK
Arsenic	ND		ug/L	1.00	1.00	1	09/10/21	09/13/21 15:58	CWK
Barium	136		ug/L	1.00	1.00	1	09/10/21	09/13/21 15:58	CWK
Beryllium	ND		ug/L	1.00	1.00	1	09/10/21	09/13/21 15:58	CWK
Cadmium	ND		ug/L	1.00	1.00	1	09/10/21	09/13/21 15:58	CWK
Calcium	11300		ug/L	80.0	80.0	1	09/10/21	09/13/21 15:58	CWK
Chromium	8.79		ug/L	1.00	1.00	1	09/10/21	09/13/21 15:58	CWK
Cobalt	1.54		ug/L	1.00	1.00	1	09/10/21	09/13/21 15:58	CWK
Copper	3.10		ug/L	1.00	1.00	1	09/10/21	09/13/21 15:58	CWK
Iron	1720		ug/L	100	5.00	1	09/10/21	09/13/21 15:58	CWK
Lead	1.13		ug/L	1.00	1.00	1	09/10/21	09/13/21 15:58	CWK
Magnesium	7090		ug/L	100	100	1	09/10/21	09/13/21 15:58	CWK
Manganese	47.0		ug/L	1.00	1.00	1	09/10/21	09/13/21 15:58	CWK
Mercury	ND		ug/L	0.100	0.100	1	09/10/21	09/13/21 15:58	CWK
Nickel	6.87		ug/L	1.00	1.00	1	09/10/21	09/13/21 15:58	CWK
Potassium	2050		ug/L	100	100	1	09/10/21	09/13/21 15:58	CWK
Selenium	ND		ug/L	1.00	1.00	1	09/10/21	09/13/21 15:58	CWK
Silver	ND		ug/L	1.00	1.00	1	09/10/21	09/13/21 15:58	CWK
Sodium	55100		ug/L	100	100	1	09/10/21	09/13/21 15:58	CWK
Thallium	ND		ug/L	1.00	1.00	1	09/10/21	09/13/21 15:58	CWK
Vanadium	2.57		ug/L	1.00	1.00	1	09/10/21	09/13/21 15:58	CWK
Zinc	12.4		ug/L	4.00	4.00	1	09/10/21	09/13/21 15:58	CWK

Rabecka Koons

The results in this report apply to the samples analyzed in accordance with the chain of custody document. This analytical report must be reproduced in its entirety.

Rabecka Koons, Quality Assurance Officer

Project: GUDE LANDFILL

Project Number: 1556404
Project Manager: Laura Oakes

Report revised to include acrylonitrile. Consolidated report to include all results for all work orders listed on pages 2-4.
Reported:

09/24/21 11:41

MW-12

**1090915-03 (Nonpotable Water)
Sample Date: 09/09/21**

Analyte	Result	Notes	Units	Reporting Limit (MRL)	Detection Limit (LOD)	Dilution	Prepared	Analyzed	Analyst
Chemical Oxygen Demand by EPA 410.4 Prepared by COD (03) Prep									
COD	10.2		mg/L	3.0	3.0	1	09/10/21	09/10/21 13:54	CRP
Conductivity by SM2510 Prepared by Conductivity									
Conductivity	405		uS/cm			1	09/10/21	09/10/21 12:47	CRP
Anions by EPA 300.0 Prepared by 300.0 Anions Prep									
Chloride	84.5		mg/L	0.500	0.500	1	09/09/21	09/10/21 00:46	ZZZ
Nitrate	8.78		mg/L	0.050	0.050	1	09/09/21	09/10/21 00:46	ZZZ
Nitrate (as N)	1.98		mg/L	0.011	0.011	1	09/09/21	09/10/21 00:46	ZZZ
Sulfate	30.2		mg/L	0.3	0.3	1	09/09/21	09/10/21 00:46	ZZZ
Total Suspended Solids by USGS I-3765-85 Prepared by TSS PREP									
Solids, Suspended	112		mg/L	5.6	5.6	1	09/13/21	09/14/21 09:15	LL
Total Dissolved Solids by SM 2540C Prepared by TDS Prep									
Solids, Dissolved	234		mg/L	10.0	10.0	1	09/13/21	09/14/21 14:29	CRP
EPA 350.1 Performed at Pace Analytical Services, LLC - Ormond Beach Lab									
Nitrogen, Ammonia	ND		mg/L	0.050	0.035	1	09/17/21	09/17/21 20:23	RRB
SM 2320B Performed at Pace Analytical Services, LLC - Ormond Beach Lab									
Alkalinity, Total as CaCO3	14.4		mg/L	5.0	5.0	1	09/16/21	09/16/21 14:08	AGS

Rabecka Koons

Rabecka Koons, Quality Assurance Officer

The results in this report apply to the samples analyzed in accordance with the chain of custody document. This analytical report must be reproduced in its entirety.

Project: GUDE LANDFILL

Report revised to include acrylonitrile. Consolidated report to include all results for all work orders listed on pages 2-4.

Project Number: 1556404

Project Manager: Laura Oakes

Reported:

09/24/21 11:41

MW-9

1090915-04 (Nonpotable Water)

Sample Date: 09/09/21

Analyte	Result	Notes	Units	Reporting Limit (MRL)	Detection Limit (LOD)	Dilution	Prepared	Analyzed	Analyst
pH measurement by EPA 9040C Prepared by pH (Paper or Meter)									
pH	5.33	O-07	pH Units			1	09/09/21	09/09/21 14:31	CRP
Turbidity by EPA 180.1 Prepared by Turbidity Prep									
Turbidity	309		NTU	5.00	1.10	10	09/09/21	09/09/21 15:02	CRP
Volatile Organics by EPA 8260B (GC/MS) Prepared by GCMS-WATER-VOLATILES									
Acetone	ND		ug/L	5.0	5.0	1	09/10/21	09/10/21 22:01	AS
Acrylonitrile	ND		ug/L	5.0	5.0	1	09/10/21	09/10/21 22:01	AS
Allyl chloride (3-Chloropropylene)	ND		ug/L	1.0	1.0	1	09/10/21	09/10/21 22:01	AS
Benzene	ND		ug/L	1.0	1.0	1	09/10/21	09/10/21 22:01	AS
Bromochloromethane	ND		ug/L	1.0	1.0	1	09/10/21	09/10/21 22:01	AS
Bromodichloromethane	ND		ug/L	1.0	1.0	1	09/10/21	09/10/21 22:01	AS
Bromoform	ND		ug/L	1.0	1.0	1	09/10/21	09/10/21 22:01	AS
Bromomethane	ND		ug/L	1.0	1.0	1	09/10/21	09/10/21 22:01	AS
2-Butanone (MEK)	ND		ug/L	5.0	5.0	1	09/10/21	09/10/21 22:01	AS
Carbon disulfide	ND		ug/L	1.0	1.0	1	09/10/21	09/10/21 22:01	AS
Carbon tetrachloride	ND		ug/L	1.0	1.0	1	09/10/21	09/10/21 22:01	AS
Chlorobenzene	ND		ug/L	1.0	1.0	1	09/10/21	09/10/21 22:01	AS
Chloroethane	ND		ug/L	1.0	1.0	1	09/10/21	09/10/21 22:01	AS
Chloroform	ND		ug/L	1.0	1.0	1	09/10/21	09/10/21 22:01	AS
Chloromethane	ND		ug/L	1.0	1.0	1	09/10/21	09/10/21 22:01	AS
Chloroprene	ND		ug/L	1.0	1.0	1	09/10/21	09/10/21 22:01	AS
Dibromochloromethane	ND		ug/L	1.0	1.0	1	09/10/21	09/10/21 22:01	AS
1,2-Dibromo-3-chloropropane	ND		ug/L	1.0	1.0	1	09/10/21	09/10/21 22:01	AS
1,2-Dibromoethane (EDB)	ND		ug/L	1.0	1.0	1	09/10/21	09/10/21 22:01	AS
Dibromomethane	ND		ug/L	1.0	1.0	1	09/10/21	09/10/21 22:01	AS
1,2-Dichlorobenzene	ND		ug/L	1.0	1.0	1	09/10/21	09/10/21 22:01	AS
1,4-Dichlorobenzene	ND		ug/L	1.0	1.0	1	09/10/21	09/10/21 22:01	AS
trans-1,4-Dichloro-2-butene	ND		ug/L	1.0	1.0	1	09/10/21	09/10/21 22:01	AS
1,1-Dichloroethane	ND		ug/L	1.0	1.0	1	09/10/21	09/10/21 22:01	AS
1,2-Dichloroethane	ND		ug/L	1.0	1.0	1	09/10/21	09/10/21 22:01	AS
1,1-Dichloroethene	ND		ug/L	1.0	1.0	1	09/10/21	09/10/21 22:01	AS
cis-1,2-Dichloroethene	ND		ug/L	1.0	1.0	1	09/10/21	09/10/21 22:01	AS
trans-1,2-Dichloroethene	ND		ug/L	1.0	1.0	1	09/10/21	09/10/21 22:01	AS



Rabecka Koons, Quality Assurance Officer

The results in this report apply to the samples analyzed in accordance with the chain of custody document. This analytical report must be reproduced in its entirety.

Project: GUDE LANDFILL

Project Number: 1556404
Project Manager: Laura Oakes

Report revised to include acrylonitrile. Consolidated report to include all results for all work orders listed on pages 2-4.
Reported:

09/24/21 11:41

MW-9

1090915-04 (Nonpotable Water)
Sample Date: 09/09/21

Analyte	Result	Notes	Units	Reporting Limit (MRL)	Detection Limit (LOD)	Dilution	Prepared	Analyzed	Analyst
Volatile Organics by EPA 8260B (GC/MS) Prepared by GCMS-WATER-VOLATILES (continued)									
1,2-Dichloropropane	ND		ug/L	1.0	1.0	1	09/10/21	09/10/21 22:01	AS
1,3-Dichloropropane	ND		ug/L	1.0	1.0	1	09/10/21	09/10/21 22:01	AS
2,2-Dichloropropane	ND		ug/L	1.0	1.0	1	09/10/21	09/10/21 22:01	AS
1,1-Dichloropropene	ND		ug/L	1.0	1.0	1	09/10/21	09/10/21 22:01	AS
cis-1,3-Dichloropropene	ND		ug/L	1.0	1.0	1	09/10/21	09/10/21 22:01	AS
trans-1,3-Dichloropropene	ND		ug/L	1.0	1.0	1	09/10/21	09/10/21 22:01	AS
Ethyl methacrylate	ND		ug/L	5.0	5.0	1	09/10/21	09/10/21 22:01	AS
Ethylbenzene	ND		ug/L	1.0	1.0	1	09/10/21	09/10/21 22:01	AS
2-Hexanone	ND		ug/L	5.0	5.0	1	09/10/21	09/10/21 22:01	AS
Isobutanol	ND		ug/L	100	100	1	09/10/21	09/10/21 22:01	AS
Iodomethane	ND		ug/L	1.0	1.0	1	09/10/21	09/10/21 22:01	AS
Methyl tert-butyl ether (MTBE)	ND		ug/L	1.0	1.0	1	09/10/21	09/10/21 22:01	AS
4-Methyl-2-pentanone	ND		ug/L	5.0	5.0	1	09/10/21	09/10/21 22:01	AS
Methylene chloride	ND		ug/L	1.0	1.0	1	09/10/21	09/10/21 22:01	AS
Methyl methacrylate	ND		ug/L	5.0	5.0	1	09/10/21	09/10/21 22:01	AS
Styrene	ND		ug/L	1.0	1.0	1	09/10/21	09/10/21 22:01	AS
1,1,1,2-Tetrachloroethane	ND		ug/L	1.0	1.0	1	09/10/21	09/10/21 22:01	AS
1,1,2,2-Tetrachloroethane	ND		ug/L	1.0	1.0	1	09/10/21	09/10/21 22:01	AS
Tetrachloroethene	3.3		ug/L	1.0	1.0	1	09/10/21	09/10/21 22:01	AS
Toluene	ND		ug/L	1.0	1.0	1	09/10/21	09/10/21 22:01	AS
1,1,1-Trichloroethane	ND		ug/L	1.0	1.0	1	09/10/21	09/10/21 22:01	AS
1,1,2-Trichloroethane	ND		ug/L	1.0	1.0	1	09/10/21	09/10/21 22:01	AS
Trichloroethene	ND		ug/L	1.0	1.0	1	09/10/21	09/10/21 22:01	AS
Trichlorofluoromethane (Freon 11)	ND		ug/L	1.0	1.0	1	09/10/21	09/10/21 22:01	AS
1,2,3-Trichloropropane	ND		ug/L	1.0	1.0	1	09/10/21	09/10/21 22:01	AS
Vinyl acetate	ND		ug/L	1.0	1.0	1	09/10/21	09/10/21 22:01	AS
Vinyl chloride	ND		ug/L	1.0	1.0	1	09/10/21	09/10/21 22:01	AS
o-Xylene	ND		ug/L	1.0	1.0	1	09/10/21	09/10/21 22:01	AS
m- & p-Xylenes	ND		ug/L	1.0	1.0	1	09/10/21	09/10/21 22:01	AS
Surrogate: 1,2-Dichloroethane-d4			70-130	109 %	09/10/21		09/10/21 22:01		
Surrogate: Toluene-d8			75-120	112 %	09/10/21		09/10/21 22:01		
Surrogate: 4-Bromofluorobenzene			75-120	93 %	09/10/21		09/10/21 22:01		

Rabecka Koons

The results in this report apply to the samples analyzed in accordance with the chain of custody document. This analytical report must be reproduced in its entirety.

Rabecka Koons, Quality Assurance Officer

Project: GUDE LANDFILL

Project Number: 1556404
Project Manager: Laura Oakes

Report revised to include acrylonitrile. Consolidated report to include all results for all work orders listed on pages 2-4.
Reported:

09/24/21 11:41

MW-9

**1090915-04 (Nonpotable Water)
Sample Date: 09/09/21**

Analyte	Result	Notes	Units	Reporting Limit (MRL)	Detection Limit (LOD)	Dilution	Prepared	Analyzed	Analyst
EDB and DBCP by EPA 8011 Prepared by 504.1 EDB/DBCP									
1,2-Dibromo-3-chloropropane	ND		ug/L	0.047	0.047	1	09/15/21	09/16/21 02:19	EH
1,2-Dibromoethane (EDB)	ND		ug/L	0.019	0.019	1	09/15/21	09/16/21 02:19	EH
Total Metals Analysis by EPA 6020B Prepared by 3010A-Metals Digestion									
Hardness as CaCO3	73100		ug/L	500	500	1	09/10/21	09/13/21 16:01	CWK
Antimony	ND		ug/L	1.00	1.00	1	09/10/21	09/13/21 16:01	CWK
Arsenic	ND		ug/L	1.00	1.00	1	09/10/21	09/13/21 16:01	CWK
Barium	126		ug/L	1.00	1.00	1	09/10/21	09/13/21 16:01	CWK
Beryllium	ND		ug/L	1.00	1.00	1	09/10/21	09/13/21 16:01	CWK
Cadmium	ND		ug/L	1.00	1.00	1	09/10/21	09/13/21 16:01	CWK
Calcium	9010		ug/L	80.0	80.0	1	09/10/21	09/13/21 16:01	CWK
Chromium	38.9		ug/L	1.00	1.00	1	09/10/21	09/13/21 16:01	CWK
Cobalt	12.3		ug/L	1.00	1.00	1	09/10/21	09/13/21 16:01	CWK
Copper	14.9		ug/L	1.00	1.00	1	09/10/21	09/13/21 16:01	CWK
Iron	14500		ug/L	100	5.00	1	09/10/21	09/13/21 16:01	CWK
Lead	9.98		ug/L	1.00	1.00	1	09/10/21	09/13/21 16:01	CWK
Magnesium	12300		ug/L	100	100	1	09/10/21	09/13/21 16:01	CWK
Manganese	564		ug/L	1.00	1.00	1	09/10/21	09/13/21 16:01	CWK
Mercury	0.100		ug/L	0.100	0.100	1	09/10/21	09/13/21 16:01	CWK
Nickel	33.3		ug/L	1.00	1.00	1	09/10/21	09/13/21 16:01	CWK
Potassium	4770		ug/L	100	100	1	09/10/21	09/13/21 16:01	CWK
Selenium	1.76		ug/L	1.00	1.00	1	09/10/21	09/13/21 16:01	CWK
Silver	ND		ug/L	1.00	1.00	1	09/10/21	09/13/21 16:01	CWK
Sodium	5210		ug/L	100	100	1	09/10/21	09/13/21 16:01	CWK
Thallium	ND		ug/L	1.00	1.00	1	09/10/21	09/13/21 16:01	CWK
Vanadium	18.0		ug/L	1.00	1.00	1	09/10/21	09/13/21 16:01	CWK
Zinc	141		ug/L	4.00	4.00	1	09/10/21	09/13/21 16:01	CWK

Rabecka Koons

Rabecka Koons, Quality Assurance Officer

The results in this report apply to the samples analyzed in accordance with the chain of custody document. This analytical report must be reproduced in its entirety.

Project: GUDE LANDFILL

Project Number: 1556404
Project Manager: Laura Oakes

Report revised to include acrylonitrile. Consolidated report to include all results for all work orders listed on pages 2-4.
Reported:

09/24/21 11:41

MW-9

**1090915-04 (Nonpotable Water)
Sample Date: 09/09/21**

Analyte	Result	Notes	Units	Reporting Limit (MRL)	Detection Limit (LOD)	Dilution	Prepared	Analyzed	Analyst
Chemical Oxygen Demand by EPA 410.4 Prepared by COD (03) Prep									
COD	28.4		mg/L	3.0	3.0	1	09/10/21	09/10/21 13:55	CRP
Conductivity by SM2510 Prepared by Conductivity									
Conductivity	160		uS/cm			1	09/10/21	09/10/21 12:47	CRP
Anions by EPA 300.0 Prepared by 300.0 Anions Prep									
Chloride	41.4		mg/L	0.500	0.500	1	09/09/21	09/10/21 01:04	ZZZ
Nitrate	9.79		mg/L	0.050	0.050	1	09/09/21	09/10/21 01:04	ZZZ
Nitrate (as N)	2.21		mg/L	0.011	0.011	1	09/09/21	09/10/21 01:04	ZZZ
Sulfate	ND		mg/L	0.3	0.3	1	09/09/21	09/10/21 01:04	ZZZ
Total Suspended Solids by USGS I-3765-85 Prepared by TSS PREP									
Solids, Suspended	267		mg/L	10.4	10.4	1	09/13/21	09/14/21 09:15	LL
Total Dissolved Solids by SM 2540C Prepared by TDS Prep									
Solids, Dissolved	165		mg/L	10.0	10.0	1	09/13/21	09/14/21 14:29	CRP
EPA 350.1 Performed at Pace Analytical Services, LLC - Ormond Beach Lab									
Nitrogen, Ammonia	ND		mg/L	0.050	0.035	1	09/17/21	09/17/21 19:14	RRB
SM 2320B Performed at Pace Analytical Services, LLC - Ormond Beach Lab									
Alkalinity, Total as CaCO3	15.5		mg/L	5.0	5.0	1	09/16/21	09/16/21 14:13	AGS

Rabecka Koons

The results in this report apply to the samples analyzed in accordance with the chain of custody document. This analytical report must be reproduced in its entirety.

Rabecka Koons, Quality Assurance Officer

Project: GUDE LANDFILL

Project Number: 1556404
Project Manager: Laura Oakes

Report revised to include acrylonitrile. Consolidated report to include all results for all work orders listed on pages 2-4.
Reported:

09/24/21 11:41

TRIP BLANK

1090915-05 (Nonpotable Water)
Sample Date: 09/09/21

Analyte	Result	Notes	Units	Reporting Limit (MRL)	Detection Limit (LOD)	Dilution	Prepared	Analyzed	Analyst
Volatile Organics by EPA 8260B (GC/MS) Prepared by GCMS-WATER-VOLATILES									
Acetone	ND		ug/L	5.0	5.0	1	09/10/21	09/10/21 22:24	AS
Acrylonitrile	ND		ug/L	5.0	5.0	1	09/10/21	09/10/21 22:24	AS
Allyl chloride (3-Chloropropylene)	ND		ug/L	1.0	1.0	1	09/10/21	09/10/21 22:24	AS
Benzene	ND		ug/L	1.0	1.0	1	09/10/21	09/10/21 22:24	AS
Bromochloromethane	ND		ug/L	1.0	1.0	1	09/10/21	09/10/21 22:24	AS
Bromodichloromethane	ND		ug/L	1.0	1.0	1	09/10/21	09/10/21 22:24	AS
Bromoform	ND		ug/L	1.0	1.0	1	09/10/21	09/10/21 22:24	AS
Bromomethane	ND		ug/L	1.0	1.0	1	09/10/21	09/10/21 22:24	AS
2-Butanone (MEK)	ND		ug/L	5.0	5.0	1	09/10/21	09/10/21 22:24	AS
Carbon disulfide	ND		ug/L	1.0	1.0	1	09/10/21	09/10/21 22:24	AS
Carbon tetrachloride	ND		ug/L	1.0	1.0	1	09/10/21	09/10/21 22:24	AS
Chlorobenzene	ND		ug/L	1.0	1.0	1	09/10/21	09/10/21 22:24	AS
Chloroethane	ND		ug/L	1.0	1.0	1	09/10/21	09/10/21 22:24	AS
Chloroform	ND		ug/L	1.0	1.0	1	09/10/21	09/10/21 22:24	AS
Chloromethane	ND		ug/L	1.0	1.0	1	09/10/21	09/10/21 22:24	AS
Chloroprene	ND		ug/L	1.0	1.0	1	09/10/21	09/10/21 22:24	AS
Dibromochloromethane	ND		ug/L	1.0	1.0	1	09/10/21	09/10/21 22:24	AS
1,2-Dibromo-3-chloropropane	ND		ug/L	1.0	1.0	1	09/10/21	09/10/21 22:24	AS
1,2-Dibromoethane (EDB)	ND		ug/L	1.0	1.0	1	09/10/21	09/10/21 22:24	AS
Dibromomethane	ND		ug/L	1.0	1.0	1	09/10/21	09/10/21 22:24	AS
1,2-Dichlorobenzene	ND		ug/L	1.0	1.0	1	09/10/21	09/10/21 22:24	AS
1,4-Dichlorobenzene	ND		ug/L	1.0	1.0	1	09/10/21	09/10/21 22:24	AS
trans-1,4-Dichloro-2-butene	ND		ug/L	1.0	1.0	1	09/10/21	09/10/21 22:24	AS
1,1-Dichloroethane	ND		ug/L	1.0	1.0	1	09/10/21	09/10/21 22:24	AS
1,2-Dichloroethane	ND		ug/L	1.0	1.0	1	09/10/21	09/10/21 22:24	AS
1,1-Dichloroethene	ND		ug/L	1.0	1.0	1	09/10/21	09/10/21 22:24	AS
cis-1,2-Dichloroethene	ND		ug/L	1.0	1.0	1	09/10/21	09/10/21 22:24	AS
trans-1,2-Dichloroethene	ND		ug/L	1.0	1.0	1	09/10/21	09/10/21 22:24	AS
1,2-Dichloropropane	ND		ug/L	1.0	1.0	1	09/10/21	09/10/21 22:24	AS
1,3-Dichloropropane	ND		ug/L	1.0	1.0	1	09/10/21	09/10/21 22:24	AS
2,2-Dichloropropane	ND		ug/L	1.0	1.0	1	09/10/21	09/10/21 22:24	AS
1,1-Dichloropropene	ND		ug/L	1.0	1.0	1	09/10/21	09/10/21 22:24	AS



Rabecka Koons, Quality Assurance Officer

The results in this report apply to the samples analyzed in accordance with the chain of custody document. This analytical report must be reproduced in its entirety.

1500 Caton Center Dr Suite G
Baltimore MD 21227
410-247-7600
www.mdspectral.com
MD DW LabID 153

Project: GUDE LANDFILL

Project Number: 1556404
Project Manager: Laura Oakes

Report revised to include acrylonitrile. Consolidated report to include all results for all work orders listed on pages 2-4.
Reported:

09/24/21 11:41

TRIP BLANK

1090915-05 (Nonpotable Water)
Sample Date: 09/09/21

Analyte	Result	Notes	Units	Reporting Limit (MRL)	Detection Limit (LOD)	Dilution	Prepared	Analyzed	Analyst
Volatile Organics by EPA 8260B (GC/MS) Prepared by GCMS-WATER-VOLATILES (continued)									
cis-1,3-Dichloropropene	ND		ug/L	1.0	1.0	1	09/10/21	09/10/21 22:24	AS
trans-1,3-Dichloropropene	ND		ug/L	1.0	1.0	1	09/10/21	09/10/21 22:24	AS
Ethyl methacrylate	ND		ug/L	5.0	5.0	1	09/10/21	09/10/21 22:24	AS
Ethylbenzene	ND		ug/L	1.0	1.0	1	09/10/21	09/10/21 22:24	AS
2-Hexanone	ND		ug/L	5.0	5.0	1	09/10/21	09/10/21 22:24	AS
Isobutanol	ND		ug/L	100	100	1	09/10/21	09/10/21 22:24	AS
Iodomethane	ND		ug/L	1.0	1.0	1	09/10/21	09/10/21 22:24	AS
Methyl tert-butyl ether (MTBE)	ND		ug/L	1.0	1.0	1	09/10/21	09/10/21 22:24	AS
4-Methyl-2-pentanone	ND		ug/L	5.0	5.0	1	09/10/21	09/10/21 22:24	AS
Methylene chloride	ND		ug/L	1.0	1.0	1	09/10/21	09/10/21 22:24	AS
Methyl methacrylate	ND		ug/L	5.0	5.0	1	09/10/21	09/10/21 22:24	AS
Styrene	ND		ug/L	1.0	1.0	1	09/10/21	09/10/21 22:24	AS
1,1,1,2-Tetrachloroethane	ND		ug/L	1.0	1.0	1	09/10/21	09/10/21 22:24	AS
1,1,2,2-Tetrachloroethane	ND		ug/L	1.0	1.0	1	09/10/21	09/10/21 22:24	AS
Tetrachloroethene	ND		ug/L	1.0	1.0	1	09/10/21	09/10/21 22:24	AS
Toluene	ND		ug/L	1.0	1.0	1	09/10/21	09/10/21 22:24	AS
1,1,1-Trichloroethane	ND		ug/L	1.0	1.0	1	09/10/21	09/10/21 22:24	AS
1,1,2-Trichloroethane	ND		ug/L	1.0	1.0	1	09/10/21	09/10/21 22:24	AS
Trichloroethene	ND		ug/L	1.0	1.0	1	09/10/21	09/10/21 22:24	AS
Trichlorofluoromethane (Freon 11)	ND		ug/L	1.0	1.0	1	09/10/21	09/10/21 22:24	AS
1,2,3-Trichloropropane	ND		ug/L	1.0	1.0	1	09/10/21	09/10/21 22:24	AS
Vinyl acetate	ND		ug/L	1.0	1.0	1	09/10/21	09/10/21 22:24	AS
Vinyl chloride	ND		ug/L	1.0	1.0	1	09/10/21	09/10/21 22:24	AS
o-Xylene	ND		ug/L	1.0	1.0	1	09/10/21	09/10/21 22:24	AS
m- & p-Xylenes	ND		ug/L	1.0	1.0	1	09/10/21	09/10/21 22:24	AS
Surrogate: 1,2-Dichloroethane-d4		70-130		110 %			09/10/21	09/10/21 22:24	
Surrogate: Toluene-d8		75-120		113 %			09/10/21	09/10/21 22:24	
Surrogate: 4-Bromofluorobenzene		75-120		93 %			09/10/21	09/10/21 22:24	

Rabecka Koons

The results in this report apply to the samples analyzed in accordance with the chain of custody document. This analytical report must be reproduced in its entirety.

Rabecka Koons, Quality Assurance Officer

Project: GUDE LANDFILL

Project Number: 1556404
Project Manager: Laura Oakes

Report revised to include acrylonitrile. Consolidated report to include all results for all work orders listed on pages 2-4.
Reported:

09/24/21 11:41

Turbidity by EPA 180.1 - Quality Control

Analyte	Result	Notes	Reporting Limit	Units	Spike Level	Source Result	%REC	%REC Limits	RPD	RPD Limit
Batch B108504 - Turbidity Prep										
Blank (B108504-BLK1)					Prepared & Analyzed: 08/31/21					
Turbidity	ND		0.500	NTU						
Batch B109006 - Turbidity Prep										
Blank (B109006-BLK1)					Prepared & Analyzed: 09/01/21					
Turbidity	ND		0.500	NTU						
Batch B109064 - Turbidity Prep										
Blank (B109064-BLK1)					Prepared & Analyzed: 09/03/21					
Turbidity	ND		0.500	NTU						
Batch B109081 - Turbidity Prep										
Blank (B109081-BLK1)					Prepared & Analyzed: 09/03/21					
Turbidity	ND		0.500	NTU						
Batch B109115 - Turbidity Prep										
Blank (B109115-BLK1)					Prepared & Analyzed: 09/08/21					
Turbidity	ND		0.500	NTU						
Batch B109148 - Turbidity Prep										
Blank (B109148-BLK1)					Prepared & Analyzed: 09/09/21					
Turbidity	ND		0.500	NTU						



Rabecka Koons, Quality Assurance Officer

The results in this report apply to the samples analyzed in accordance with the chain of custody document. This analytical report must be reproduced in its entirety.

1500 Caton Center Dr Suite G
 Baltimore MD 21227
 410-247-7600

www.mdspectral.com
 MD DW LabID 153

Project: GUDE LANDFILL

Project Number: 1556404
 Project Manager: Laura Oakes

Report revised to include acrylonitrile. Consolidated report to include all results for all work orders listed on pages 2-4.
 Reported:

09/24/21 11:41

Turbidity by EPA 180.1 - Quality Control

Analyte	Result	Notes	Reporting Limit	Units	Spike Level	Source Result	%REC	%REC Limits	RPD	RPD Limit
---------	--------	-------	-----------------	-------	-------------	---------------	------	-------------	-----	-----------

Batch B109157 - Turbidity Prep

Blank (B109157-BLK1)

Prepared & Analyzed: 09/09/21

Turbidity	ND		0.500	NTU						
-----------	----	--	-------	-----	--	--	--	--	--	--



Rabecka Koons, Quality Assurance Officer

The results in this report apply to the samples analyzed in accordance with the chain of custody document. This analytical report must be reproduced in its entirety.

Project: GUDE LANDFILL

Report revised to include acrylonitrile. Consolidated report to include all results for all work orders listed on pages 2-4.

Project Number: 1556404
Project Manager: Laura Oakes

Reported:
09/24/21 11:41

Volatile Organics by EPA 8260B (GC/MS) - Quality Control

Analyte	Result	Notes	Reporting Limit	Units	Spike Level	Source Result	%REC	%REC Limits	RPD	RPD Limit
---------	--------	-------	-----------------	-------	-------------	---------------	------	-------------	-----	-----------

Batch B109004 - GCMS-WATER-VOLATILES

Blank (B109004-BLK1)

Prepared & Analyzed: 09/01/21

Acetone	ND		5.0	ug/L						
Acrylonitrile	ND		5.0	ug/L						
Allyl chloride (3-Chloropropylene)	ND		1.0	ug/L						
Benzene	ND		1.0	ug/L						
Bromochloromethane	ND		1.0	ug/L						
Bromodichloromethane	ND		1.0	ug/L						
Bromoform	ND		1.0	ug/L						
Bromomethane	ND		1.0	ug/L						
2-Butanone (MEK)	ND		5.0	ug/L						
Carbon disulfide	ND		1.0	ug/L						
Carbon tetrachloride	ND		1.0	ug/L						
Chlorobenzene	ND		1.0	ug/L						
Chloroethane	ND		1.0	ug/L						
Chloroform	ND		1.0	ug/L						
Chloromethane	ND		1.0	ug/L						
Chloroprene	ND		1.0	ug/L						
Dibromochloromethane	ND		1.0	ug/L						
1,2-Dibromo-3-chloropropane	ND		1.0	ug/L						
1,2-Dibromoethane (EDB)	ND		1.0	ug/L						
Dibromomethane	ND		1.0	ug/L						
1,2-Dichlorobenzene	ND		1.0	ug/L						
1,4-Dichlorobenzene	ND		1.0	ug/L						
trans-1,4-Dichloro-2-butene	ND		1.0	ug/L						
1,1-Dichloroethane	ND		1.0	ug/L						
1,2-Dichloroethane	ND		1.0	ug/L						
1,1-Dichloroethene	ND		1.0	ug/L						
cis-1,2-Dichloroethene	ND		1.0	ug/L						
trans-1,2-Dichloroethene	ND		1.0	ug/L						
1,2-Dichloropropane	ND		1.0	ug/L						
1,3-Dichloropropane	ND		1.0	ug/L						
2,2-Dichloropropane	ND		1.0	ug/L						

The results in this report apply to the samples analyzed in accordance with the chain of custody document. This analytical report must be reproduced in its entirety.



Rabecka Koons, Quality Assurance Officer

Project: GUDE LANDFILL

Project Number: 1556404
Project Manager: Laura Oakes

Report revised to include acrylonitrile. Consolidated report to include all results for all work orders listed on pages 2-4.

Reported:
09/24/21 11:41

Volatile Organics by EPA 8260B (GC/MS) - Quality Control

Analyte	Result	Notes	Reporting Limit	Units	Spike Level	Source Result	%REC	%REC Limits	RPD	RPD Limit
---------	--------	-------	-----------------	-------	-------------	---------------	------	-------------	-----	-----------

Batch B109004 - GCMS-WATER-VOLATILES

Blank (B109004-BLK1)

Prepared & Analyzed: 09/01/21

1,1-Dichloropropene	ND		1.0	ug/L						
cis-1,3-Dichloropropene	ND		1.0	ug/L						
trans-1,3-Dichloropropene	ND		1.0	ug/L						
Ethyl methacrylate	ND		5.0	ug/L						
Ethylbenzene	ND		1.0	ug/L						
2-Hexanone	ND		5.0	ug/L						
Isobutanol	ND		100	ug/L						
Iodomethane	ND		1.0	ug/L						
Methyl tert-butyl ether (MTBE)	ND		1.0	ug/L						
4-Methyl-2-pentanone	ND		5.0	ug/L						
Methylene chloride	ND		1.0	ug/L						
Methyl methacrylate	ND		5.0	ug/L						
Styrene	ND		1.0	ug/L						
1,1,1,2-Tetrachloroethane	ND		1.0	ug/L						
1,1,2,2-Tetrachloroethane	ND		1.0	ug/L						
Tetrachloroethene	ND		1.0	ug/L						
Toluene	ND		1.0	ug/L						
1,1,1-Trichloroethane	ND		1.0	ug/L						
1,1,2-Trichloroethane	ND		1.0	ug/L						
Trichloroethene	ND		1.0	ug/L						
Trichlorofluoromethane (Freon 11)	ND		1.0	ug/L						
1,2,3-Trichloropropane	ND		1.0	ug/L						
Vinyl acetate	ND		1.0	ug/L						
Vinyl chloride	ND		1.0	ug/L						
o-Xylene	ND		1.0	ug/L						
m- & p-Xylenes	ND		1.0	ug/L						
Surrogate: 1,2-Dichloroethane-d4	51.38			ug/L	50.0		103	70-130		
Surrogate: Toluene-d8	50.12			ug/L	50.0		100	75-120		
Surrogate: 4-Bromofluorobenzene	48.58			ug/L	50.0		97	75-120		

The results in this report apply to the samples analyzed in accordance with the chain of custody document. This analytical report must be reproduced in its entirety.



Rabecka Koons, Quality Assurance Officer

Project: GUDE LANDFILL

Report revised to include acrylonitrile. Consolidated report to include all results for all work orders listed on pages 2-4.

Project Number: 1556404
Project Manager: Laura Oakes

Reported:
09/24/21 11:41

Volatile Organics by EPA 8260B (GC/MS) - Quality Control

Analyte	Result	Notes	Reporting Limit	Units	Spike Level	Source Result	%REC	%REC Limits	RPD	RPD Limit
---------	--------	-------	-----------------	-------	-------------	---------------	------	-------------	-----	-----------

Batch B109004 - GCMS-WATER-VOLATILES

LCS (B109004-BS1)

Prepared & Analyzed: 09/01/21

Acetone	10.0		5.0	ug/L	10.0		100	50-150		
Acrylonitrile	3.8	J	5.0	ug/L	5.00		76	50-150		
Benzene	4.3		1.0	ug/L	5.00		85	50-150		
Bromochloromethane	4.4		1.0	ug/L	5.00		88	50-150		
Bromodichloromethane	4.4		1.0	ug/L	5.00		88	50-150		
Bromoform	3.8		1.0	ug/L	5.00		75	50-150		
Bromomethane	2.4		1.0	ug/L	5.00		48	50-150		
2-Butanone (MEK)	6.8		5.0	ug/L	10.0		68	50-150		
Carbon disulfide	4.6		1.0	ug/L	5.00		92	50-150		
Carbon tetrachloride	4.1		1.0	ug/L	5.00		81	50-150		
Chlorobenzene	4.6		1.0	ug/L	5.00		93	50-150		
Chloroethane	4.3		1.0	ug/L	5.00		87	50-150		
Chloroform	4.3		1.0	ug/L	5.00		85	50-150		
Chloromethane	3.2		1.0	ug/L	5.00		63	50-150		
Dibromochloromethane	4.5		1.0	ug/L	5.00		90	50-150		
1,2-Dibromo-3-chloropropane	4.2		1.0	ug/L	5.00		83	50-150		
1,2-Dibromoethane (EDB)	4.3		1.0	ug/L	5.00		86	50-150		
Dibromomethane	4.5		1.0	ug/L	5.00		89	50-150		
1,2-Dichlorobenzene	4.5		1.0	ug/L	5.00		89	50-150		
1,4-Dichlorobenzene	4.8		1.0	ug/L	5.00		95	50-150		
1,1-Dichloroethane	4.1		1.0	ug/L	5.00		83	50-150		
1,2-Dichloroethane	4.1		1.0	ug/L	5.00		81	50-150		
1,1-Dichloroethene	4.3		1.0	ug/L	5.00		86	50-150		
cis-1,2-Dichloroethene	4.1		1.0	ug/L	5.00		83	50-150		
trans-1,2-Dichloroethene	4.4		1.0	ug/L	5.00		89	50-150		
1,2-Dichloropropane	4.4		1.0	ug/L	5.00		88	50-150		
1,3-Dichloropropane	4.5		1.0	ug/L	5.00		90	50-150		
2,2-Dichloropropane	4.1		1.0	ug/L	5.00		81	50-150		
1,1-Dichloropropene	4.0		1.0	ug/L	5.00		80	50-150		
cis-1,3-Dichloropropene	4.3		1.0	ug/L	5.00		85	50-150		
trans-1,3-Dichloropropene	4.1		1.0	ug/L	5.00		81	50-150		

The results in this report apply to the samples analyzed in accordance with the chain of custody document. This analytical report must be reproduced in its entirety.



Rabecka Koons, Quality Assurance Officer

Project: GUDE LANDFILL

Project Number: 1556404
Project Manager: Laura Oakes

Report revised to include acrylonitrile. Consolidated report to include all results for all work orders listed on pages 2-4.

Reported:
09/24/21 11:41

Volatile Organics by EPA 8260B (GC/MS) - Quality Control

Analyte	Result	Notes	Reporting Limit	Units	Spike Level	Source Result	%REC	%REC Limits	RPD	RPD Limit
---------	--------	-------	-----------------	-------	-------------	---------------	------	-------------	-----	-----------

Batch B109004 - GCMS-WATER-VOLATILES

LCS (B109004-BS1)

Prepared & Analyzed: 09/01/21

Ethylbenzene	4.6		1.0	ug/L	5.00		92	50-150		
2-Hexanone	8.3		5.0	ug/L	10.0		83	50-150		
Methyl tert-butyl ether (MTBE)	3.8		1.0	ug/L	5.00		75	50-150		
4-Methyl-2-pentanone	8.5		5.0	ug/L	10.0		85	50-150		
Methylene chloride	5.4		1.0	ug/L	5.00		109	0-200		
Methyl methacrylate	3.7	J	5.0	ug/L	5.00		73	50-150		
Styrene	4.0		1.0	ug/L	5.00		79	50-150		
1,1,1,2-Tetrachloroethane	4.0		1.0	ug/L	5.00		80	50-150		
1,1,2,2-Tetrachloroethane	4.1		1.0	ug/L	5.00		81	50-150		
Tetrachloroethene	4.3		1.0	ug/L	5.00		86	50-150		
Toluene	4.8		1.0	ug/L	5.00		96	50-150		
1,1,1-Trichloroethane	4.0		1.0	ug/L	5.00		79	50-150		
1,1,2-Trichloroethane	4.5		1.0	ug/L	5.00		89	50-150		
Trichloroethene	4.3		1.0	ug/L	5.00		86	50-150		
Trichlorofluoromethane (Freon 11)	4.3		1.0	ug/L	5.00		86	50-150		
1,2,3-Trichloropropane	4.0		1.0	ug/L	5.00		80	50-150		
Vinyl acetate	3.2		1.0	ug/L	5.00		64	50-150		
Vinyl chloride	3.4		1.0	ug/L	5.00		67	50-150		
o-Xylene	4.0		1.0	ug/L	5.00		80	50-150		
m- & p-Xylenes	9.0		1.0	ug/L	10.0		90	50-150		
Surrogate: 1,2-Dichloroethane-d4	45.11			ug/L	50.0		90	70-130		
Surrogate: Toluene-d8	51.15			ug/L	50.0		102	75-120		
Surrogate: 4-Bromofluorobenzene	46.18			ug/L	50.0		92	75-120		

Duplicate (B109004-DUP1)

Source: 1083012-01

Prepared & Analyzed: 09/01/21

Acetone	ND		5.0	ug/L		ND				20
Acrylonitrile	ND		5.0	ug/L		ND				15
Allyl chloride (3-Chloropropylene)	ND		1.0	ug/L		ND				20
Benzene	1.2		1.0	ug/L		1.3			3	20
Bromochloromethane	ND		1.0	ug/L		ND				20
Bromodichloromethane	ND		1.0	ug/L		ND				20
Bromoform	ND		1.0	ug/L		ND				20

Rabecka Koons

The results in this report apply to the samples analyzed in accordance with the chain of custody document. This analytical report must be reproduced in its entirety.

Rabecka Koons, Quality Assurance Officer

Project: GUDE LANDFILL

Report revised to include acrylonitrile. Consolidated report to include all results for all work orders listed on pages 2-4.

Project Number: 1556404

Project Manager: Laura Oakes

Reported:

09/24/21 11:41

Volatile Organics by EPA 8260B (GC/MS) - Quality Control

Analyte	Result	Notes	Reporting Limit	Units	Spike Level	Source Result	%REC	%REC Limits	RPD	RPD Limit
---------	--------	-------	-----------------	-------	-------------	---------------	------	-------------	-----	-----------

Batch B109004 - GCMS-WATER-VOLATILES

Duplicate (B109004-DUP1)	Source: 1083012-01	Prepared & Analyzed: 09/01/21			
Bromomethane	ND	1.0 ug/L	ND	20	
2-Butanone (MEK)	ND	5.0 ug/L	ND	20	
Carbon disulfide	ND	1.0 ug/L	ND	20	
Carbon tetrachloride	ND	1.0 ug/L	ND	20	
Chlorobenzene	1.2	1.0 ug/L	1.2	2	20
Chloroethane	ND	1.0 ug/L	ND	20	
Chloroform	ND	1.0 ug/L	ND	20	
Chloromethane	ND	1.0 ug/L	ND	20	
Chloroprene	ND	1.0 ug/L	ND	20	
Dibromochloromethane	ND	1.0 ug/L	ND	20	
1,2-Dibromo-3-chloropropane	ND	1.0 ug/L	ND	20	
1,2-Dibromoethane (EDB)	ND	1.0 ug/L	ND	20	
Dibromomethane	ND	1.0 ug/L	ND	20	
1,2-Dichlorobenzene	ND	1.0 ug/L	ND	20	
1,4-Dichlorobenzene	ND	1.0 ug/L	5.6	20	
trans-1,4-Dichloro-2-butene	ND	1.0 ug/L	ND	20	
1,1-Dichloroethane	7.0	1.0 ug/L	6.8	2	20
1,2-Dichloroethane	1.1	1.0 ug/L	1.1	2	20
1,1-Dichloroethene	ND	1.0 ug/L	ND	20	
cis-1,2-Dichloroethene	42.3	1.0 ug/L	42.2	0.2	20
trans-1,2-Dichloroethene	1.5	1.0 ug/L	1.6	5	20
1,2-Dichloropropane	3.8	1.0 ug/L	3.7	1	20
1,3-Dichloropropane	ND	1.0 ug/L	ND	20	
2,2-Dichloropropane	ND	1.0 ug/L	ND	20	
1,1-Dichloropropene	ND	1.0 ug/L	ND	20	
cis-1,3-Dichloropropene	ND	1.0 ug/L	ND	20	
trans-1,3-Dichloropropene	ND	1.0 ug/L	ND	20	
Ethyl methacrylate	ND	5.0 ug/L	ND	20	
Ethylbenzene	ND	1.0 ug/L	ND	20	
2-Hexanone	ND	5.0 ug/L	ND	20	
Isobutanol	ND	100 ug/L	ND	20	



Rabecka Koons, Quality Assurance Officer

The results in this report apply to the samples analyzed in accordance with the chain of custody document. This analytical report must be reproduced in its entirety.

Project: GUDE LANDFILL

Project Number: 1556404
Project Manager: Laura Oakes

Report revised to include acrylonitrile. Consolidated report to include all results for all work orders listed on pages 2-4.

Reported:
09/24/21 11:41

Volatile Organics by EPA 8260B (GC/MS) - Quality Control

Analyte	Result	Notes	Reporting Limit	Units	Spike Level	Source Result	%REC	%REC Limits	RPD	RPD Limit
---------	--------	-------	-----------------	-------	-------------	---------------	------	-------------	-----	-----------

Batch B109004 - GCMS-WATER-VOLATILES

Duplicate (B109004-DUP1)		Source: 1083012-01			Prepared & Analyzed: 09/01/21					
Iodomethane	ND		1.0	ug/L		ND				20
Methyl tert-butyl ether (MTBE)	ND		1.0	ug/L		ND				20
4-Methyl-2-pentanone	ND		5.0	ug/L		ND				20
Methylene chloride	2.4		1.0	ug/L		2.4			0.8	20
Methyl methacrylate	ND		5.0	ug/L		ND				20
Styrene	ND		1.0	ug/L		ND				20
1,1,1,2-Tetrachloroethane	ND		1.0	ug/L		ND				20
1,1,2,2-Tetrachloroethane	ND		1.0	ug/L		ND				20
Tetrachloroethene	8.3		1.0	ug/L		8.5			3	20
Toluene	ND		1.0	ug/L		ND				20
1,1,1-Trichloroethane	ND		1.0	ug/L		ND				20
1,1,2-Trichloroethane	ND		1.0	ug/L		ND				20
Trichloroethene	8.5		1.0	ug/L		8.5			0	20
Trichlorofluoromethane (Freon 11)	ND		1.0	ug/L		ND				20
1,2,3-Trichloropropane	ND		1.0	ug/L		ND				20
Vinyl acetate	ND		1.0	ug/L		ND				20
Vinyl chloride	3.8		1.0	ug/L		3.9			3	20
o-Xylene	ND		1.0	ug/L		ND				20
m- & p-Xylenes	ND		1.0	ug/L		ND				20
Surrogate: 1,2-Dichloroethane-d4	52.27			ug/L	50.0		105	70-130		
Surrogate: Toluene-d8	50.18			ug/L	50.0		100	75-120		
Surrogate: 4-Bromofluorobenzene	47.35			ug/L	50.0		95	75-120		

Matrix Spike (B109004-MS1)		Source: 1083012-02			Prepared & Analyzed: 09/01/21					
Acetone	9.3		5.0	ug/L	10.0	1.2	81	60-120		
Benzene	9.1		1.0	ug/L	10.0	ND	91	60-120		
Bromochloromethane	8.8		1.0	ug/L	10.0	ND	88	60-120		
Bromodichloromethane	8.1		1.0	ug/L	10.0	ND	81	60-120		
Bromoform	7.0		1.0	ug/L	10.0	ND	70	60-120		
Bromomethane	6.1		1.0	ug/L	10.0	ND	61	60-120		
2-Butanone (MEK)	7.3		5.0	ug/L	10.0	ND	73	60-120		
Carbon disulfide	9.1		1.0	ug/L	10.0	ND	91	60-120		



Rabecka Koons, Quality Assurance Officer

The results in this report apply to the samples analyzed in accordance with the chain of custody document. This analytical report must be reproduced in its entirety.

Project: GUDE LANDFILL

Report revised to include acrylonitrile. Consolidated report to include all results for all work orders listed on pages 2-4.

Project Number: 1556404

Project Manager: Laura Oakes

Reported:

09/24/21 11:41

Volatile Organics by EPA 8260B (GC/MS) - Quality Control

Analyte	Result	Notes	Reporting Limit	Units	Spike Level	Source Result	%REC	%REC Limits	RPD	RPD Limit
---------	--------	-------	-----------------	-------	-------------	---------------	------	-------------	-----	-----------

Batch B109004 - GCMS-WATER-VOLATILES

Matrix Spike (B109004-MS1)	Source: 1083012-02		Prepared & Analyzed: 09/01/21							
Carbon tetrachloride	8.3	1.0	ug/L	10.0	ND	83	60-120			
Chlorobenzene	8.7	1.0	ug/L	10.0	ND	87	60-120			
Chloroethane	9.6	1.0	ug/L	10.0	ND	96	60-120			
Chloroform	12.9	1.0	ug/L	10.0	4.2	87	60-120			
Chloromethane	7.4	1.0	ug/L	10.0	ND	74	60-120			
Dibromochloromethane	7.0	1.0	ug/L	10.0	ND	70	60-120			
1,2-Dibromo-3-chloropropane	7.4	1.0	ug/L	10.0	ND	74	60-120			
1,2-Dibromoethane (EDB)	7.6	1.0	ug/L	10.0	ND	76	60-120			
Dibromomethane	8.4	1.0	ug/L	10.0	ND	84	60-120			
1,2-Dichlorobenzene	8.3	1.0	ug/L	10.0	ND	83	60-120			
1,4-Dichlorobenzene	10.5	1.0	ug/L	10.0	ND	105	60-120			
1,1-Dichloroethane	16.1	1.0	ug/L	10.0	7.7	84	60-120			
1,2-Dichloroethane	9.1	1.0	ug/L	10.0	1.1	80	60-120			
1,1-Dichloroethene	9.2	1.0	ug/L	10.0	ND	92	60-120			
cis-1,2-Dichloroethene	53.7	1.0	ug/L	10.0	42.9	109	60-120			
trans-1,2-Dichloroethene	10.3	1.0	ug/L	10.0	1.6	88	60-120			
1,2-Dichloropropane	11.6	1.0	ug/L	10.0	2.9	87	60-120			
1,3-Dichloropropane	7.5	1.0	ug/L	10.0	ND	75	60-120			
2,2-Dichloropropane	7.5	1.0	ug/L	10.0	ND	75	60-120			
1,1-Dichloropropene	8.1	1.0	ug/L	10.0	ND	81	60-120			
cis-1,3-Dichloropropene	6.7	1.0	ug/L	10.0	ND	67	60-120			
trans-1,3-Dichloropropene	7.0	1.0	ug/L	10.0	ND	70	60-120			
Ethylbenzene	8.1	1.0	ug/L	10.0	ND	81	60-120			
2-Hexanone	6.9	5.0	ug/L	10.0	ND	69	60-120			
Methyl tert-butyl ether (MTBE)	8.1	1.0	ug/L	10.0	ND	81	60-120			
4-Methyl-2-pentanone	7.0	5.0	ug/L	10.0	ND	70	60-120			
Methylene chloride	10.5	1.0	ug/L	10.0	1.8	87	60-120			
Methyl methacrylate	6.9	5.0	ug/L	10.0	ND	69	60-120			
Styrene	7.6	1.0	ug/L	10.0	ND	76	60-120			
1,1,1,2-Tetrachloroethane	7.5	1.0	ug/L	10.0	ND	75	60-120			
1,1,2,2-Tetrachloroethane	7.7	1.0	ug/L	10.0	ND	77	60-120			



Rabecka Koons, Quality Assurance Officer

The results in this report apply to the samples analyzed in accordance with the chain of custody document. This analytical report must be reproduced in its entirety.

Project: GUDE LANDFILL

Project Number: 1556404
Project Manager: Laura Oakes

Report revised to include acrylonitrile. Consolidated report to include all results for all work orders listed on pages 2-4.
Reported:

09/24/21 11:41

Volatile Organics by EPA 8260B (GC/MS) - Quality Control

Analyte	Result	Notes	Reporting Limit	Units	Spike Level	Source Result	%REC	%REC Limits	RPD	RPD Limit
---------	--------	-------	-----------------	-------	-------------	---------------	------	-------------	-----	-----------

Batch B109004 - GCMS-WATER-VOLATILES

Matrix Spike (B109004-MS1)	Source: 1083012-02	Prepared & Analyzed: 09/01/21
Tetrachloroethene	13.2	1.0 ug/L 10.0 6.6 66 60-120
Toluene	7.8	1.0 ug/L 10.0 ND 78 60-120
1,1,1-Trichloroethane	8.2	1.0 ug/L 10.0 ND 82 60-120
1,1,2-Trichloroethane	7.6	1.0 ug/L 10.0 ND 76 60-120
Trichloroethene	17.0	1.0 ug/L 10.0 8.8 82 60-120
Trichlorofluoromethane (Freon 11)	9.2	1.0 ug/L 10.0 ND 92 60-120
1,2,3-Trichloropropane	8.3	1.0 ug/L 10.0 ND 83 60-120
Vinyl acetate	6.9	1.0 ug/L 10.0 ND 69 60-120
Vinyl chloride	10.2	1.0 ug/L 10.0 2.7 75 60-120
o-Xylene	7.8	1.0 ug/L 10.0 ND 78 60-120
m- & p-Xylenes	15.7	1.0 ug/L 20.0 ND 79 60-120
Surrogate: 1,2-Dichloroethane-d4	50.38	ug/L 50.0 101 70-130
Surrogate: Toluene-d8	47.87	ug/L 50.0 96 75-120
Surrogate: 4-Bromofluorobenzene	49.04	ug/L 50.0 98 75-120

Batch B109143 - GCMS-WATER-VOLATILES

Blank (B109143-BLK1)	Prepared & Analyzed: 09/09/21
Acetone	ND 5.0 ug/L
Acrylonitrile	ND 5.0 ug/L
Allyl chloride (3-Chloropropylene)	ND 1.0 ug/L
Benzene	ND 1.0 ug/L
Bromochloromethane	ND 1.0 ug/L
Bromodichloromethane	ND 1.0 ug/L
Bromoform	ND 1.0 ug/L
Bromomethane	ND 1.0 ug/L
2-Butanone (MEK)	ND 5.0 ug/L
Carbon disulfide	ND 1.0 ug/L
Carbon tetrachloride	ND 1.0 ug/L
Chlorobenzene	ND 1.0 ug/L
Chloroethane	ND 1.0 ug/L
Chloroform	ND 1.0 ug/L



Rabecka Koons, Quality Assurance Officer

The results in this report apply to the samples analyzed in accordance with the chain of custody document. This analytical report must be reproduced in its entirety.

Project: GUDE LANDFILL

Project Number: 1556404
Project Manager: Laura Oakes

Report revised to include acrylonitrile. Consolidated report to include all results for all work orders listed on pages 2-4.
Reported:

09/24/21 11:41

Volatile Organics by EPA 8260B (GC/MS) - Quality Control

Analyte	Result	Notes	Reporting Limit	Units	Spike Level	Source Result	%REC	%REC Limits	RPD	RPD Limit
---------	--------	-------	-----------------	-------	-------------	---------------	------	-------------	-----	-----------

Batch B109143 - GCMS-WATER-VOLATILES

Blank (B109143-BLK1)

Prepared & Analyzed: 09/09/21

Chloromethane	ND		1.0	ug/L						
Chloroprene	ND		1.0	ug/L						
Dibromochloromethane	ND		1.0	ug/L						
1,2-Dibromo-3-chloropropane	ND		1.0	ug/L						
1,2-Dibromoethane (EDB)	ND		1.0	ug/L						
Dibromomethane	ND		1.0	ug/L						
1,2-Dichlorobenzene	ND		1.0	ug/L						
1,4-Dichlorobenzene	ND		1.0	ug/L						
trans-1,4-Dichloro-2-butene	ND		1.0	ug/L						
1,1-Dichloroethane	ND		1.0	ug/L						
1,2-Dichloroethane	ND		1.0	ug/L						
1,1-Dichloroethene	ND		1.0	ug/L						
cis-1,2-Dichloroethene	ND		1.0	ug/L						
trans-1,2-Dichloroethene	ND		1.0	ug/L						
1,2-Dichloropropane	ND		1.0	ug/L						
1,3-Dichloropropane	ND		1.0	ug/L						
2,2-Dichloropropane	ND		1.0	ug/L						
1,1-Dichloropropene	ND		1.0	ug/L						
cis-1,3-Dichloropropene	ND		1.0	ug/L						
trans-1,3-Dichloropropene	ND		1.0	ug/L						
Ethyl methacrylate	ND		5.0	ug/L						
Ethylbenzene	ND		1.0	ug/L						
2-Hexanone	ND		5.0	ug/L						
Isobutanol	ND		100	ug/L						
Iodomethane	ND		1.0	ug/L						
Methyl tert-butyl ether (MTBE)	ND		1.0	ug/L						
4-Methyl-2-pentanone	ND		5.0	ug/L						
Methylene chloride	ND		1.0	ug/L						
Methyl methacrylate	ND		5.0	ug/L						
Styrene	ND		1.0	ug/L						
1,1,1,2-Tetrachloroethane	ND		1.0	ug/L						



Rabecka Koons, Quality Assurance Officer

The results in this report apply to the samples analyzed in accordance with the chain of custody document. This analytical report must be reproduced in its entirety.

Project: GUDE LANDFILL

Project Number: 1556404
Project Manager: Laura Oakes

Report revised to include acrylonitrile. Consolidated report to include all results for all work orders listed on pages 2-4.

Reported:
09/24/21 11:41

Volatile Organics by EPA 8260B (GC/MS) - Quality Control

Analyte	Result	Notes	Reporting Limit	Units	Spike Level	Source Result	%REC	%REC Limits	RPD	RPD Limit
---------	--------	-------	-----------------	-------	-------------	---------------	------	-------------	-----	-----------

Batch B109143 - GCMS-WATER-VOLATILES

Blank (B109143-BLK1)

Prepared & Analyzed: 09/09/21

1,1,2,2-Tetrachloroethane	ND		1.0	ug/L						
Tetrachloroethene	ND		1.0	ug/L						
Toluene	ND		1.0	ug/L						
1,1,1-Trichloroethane	ND		1.0	ug/L						
1,1,2-Trichloroethane	ND		1.0	ug/L						
Trichloroethene	ND		1.0	ug/L						
Trichlorofluoromethane (Freon 11)	ND		1.0	ug/L						
1,2,3-Trichloropropane	ND		1.0	ug/L						
Vinyl acetate	ND		1.0	ug/L						
Vinyl chloride	ND		1.0	ug/L						
o-Xylene	ND		1.0	ug/L						
m- & p-Xylenes	ND		1.0	ug/L						
Surrogate: 1,2-Dichloroethane-d4	51.44			ug/L	50.0		103	70-130		
Surrogate: Toluene-d8	50.27			ug/L	50.0		101	75-120		
Surrogate: 4-Bromofluorobenzene	48.59			ug/L	50.0		97	75-120		

LCS (B109143-BS1)

Prepared & Analyzed: 09/09/21

Acetone	7.3		5.0	ug/L	10.0		73	50-150		
Acrylonitrile	4.5	J	5.0	ug/L	5.00		91	50-150		
Benzene	5.0		1.0	ug/L	5.00		101	50-150		
Bromochloromethane	5.3		1.0	ug/L	5.00		105	50-150		
Bromodichloromethane	4.5		1.0	ug/L	5.00		91	50-150		
Bromoform	4.1		1.0	ug/L	5.00		83	50-150		
Bromomethane	5.8		1.0	ug/L	5.00		116	50-150		
2-Butanone (MEK)	7.5		5.0	ug/L	10.0		75	50-150		
Carbon disulfide	5.1		1.0	ug/L	5.00		102	50-150		
Carbon tetrachloride	4.9		1.0	ug/L	5.00		99	50-150		
Chlorobenzene	5.4		1.0	ug/L	5.00		108	50-150		
Chloroethane	4.5		1.0	ug/L	5.00		91	50-150		
Chloroform	4.8		1.0	ug/L	5.00		96	50-150		
Chloromethane	4.3		1.0	ug/L	5.00		86	50-150		
Dibromochloromethane	4.5		1.0	ug/L	5.00		90	50-150		

Rabecka Koons

The results in this report apply to the samples analyzed in accordance with the chain of custody document. This analytical report must be reproduced in its entirety.

Rabecka Koons, Quality Assurance Officer

Project: GUDE LANDFILL

Report revised to include acrylonitrile. Consolidated report to include all results for all work orders listed on pages 2-4.

Project Number: 1556404

Project Manager: Laura Oakes

Reported:

09/24/21 11:41

Volatile Organics by EPA 8260B (GC/MS) - Quality Control

Analyte	Result	Notes	Reporting Limit	Units	Spike Level	Source Result	%REC	%REC Limits	RPD	RPD Limit
---------	--------	-------	-----------------	-------	-------------	---------------	------	-------------	-----	-----------

Batch B109143 - GCMS-WATER-VOLATILES

LCS (B109143-BS1)

Prepared & Analyzed: 09/09/21

1,2-Dibromo-3-chloropropane	4.4		1.0	ug/L	5.00		89	50-150		
1,2-Dibromoethane (EDB)	4.7		1.0	ug/L	5.00		94	50-150		
Dibromomethane	4.7		1.0	ug/L	5.00		93	50-150		
1,2-Dichlorobenzene	5.5		1.0	ug/L	5.00		110	50-150		
1,4-Dichlorobenzene	5.9		1.0	ug/L	5.00		117	50-150		
1,1-Dichloroethane	4.9		1.0	ug/L	5.00		98	50-150		
1,2-Dichloroethane	4.9		1.0	ug/L	5.00		99	50-150		
1,1-Dichloroethene	4.9		1.0	ug/L	5.00		99	50-150		
cis-1,2-Dichloroethene	5.0		1.0	ug/L	5.00		100	50-150		
trans-1,2-Dichloroethene	4.8		1.0	ug/L	5.00		97	50-150		
1,2-Dichloropropane	4.7		1.0	ug/L	5.00		93	50-150		
1,3-Dichloropropane	4.9		1.0	ug/L	5.00		97	50-150		
2,2-Dichloropropane	6.8		1.0	ug/L	5.00		135	50-150		
1,1-Dichloropropene	4.8		1.0	ug/L	5.00		95	50-150		
cis-1,3-Dichloropropene	4.8		1.0	ug/L	5.00		95	50-150		
trans-1,3-Dichloropropene	4.9		1.0	ug/L	5.00		98	50-150		
Ethylbenzene	5.5		1.0	ug/L	5.00		109	50-150		
2-Hexanone	8.1		5.0	ug/L	10.0		81	50-150		
Methyl tert-butyl ether (MTBE)	4.3		1.0	ug/L	5.00		86	50-150		
4-Methyl-2-pentanone	7.8		5.0	ug/L	10.0		78	50-150		
Methylene chloride	5.4		1.0	ug/L	5.00		107	0-200		
Methyl methacrylate	4.2	J	5.0	ug/L	5.00		84	50-150		
Styrene	5.0		1.0	ug/L	5.00		100	50-150		
1,1,1,2-Tetrachloroethane	4.8		1.0	ug/L	5.00		96	50-150		
1,1,2,2-Tetrachloroethane	4.6		1.0	ug/L	5.00		91	50-150		
Tetrachloroethene	5.2		1.0	ug/L	5.00		103	50-150		
Toluene	5.3		1.0	ug/L	5.00		105	50-150		
1,1,1-Trichloroethane	4.9		1.0	ug/L	5.00		99	50-150		
1,1,2-Trichloroethane	4.7		1.0	ug/L	5.00		94	50-150		
Trichloroethene	5.0		1.0	ug/L	5.00		101	50-150		
Trichlorofluoromethane (Freon 11)	5.0		1.0	ug/L	5.00		100	50-150		

Rabecka Koons

The results in this report apply to the samples analyzed in accordance with the chain of custody document. This analytical report must be reproduced in its entirety.

Rabecka Koons, Quality Assurance Officer

Project: GUDE LANDFILL

Project Number: 1556404
Project Manager: Laura Oakes

Report revised to include acrylonitrile. Consolidated report to include all results for all work orders listed on pages 2-4.

Reported:
09/24/21 11:41

Volatile Organics by EPA 8260B (GC/MS) - Quality Control

Analyte	Result	Notes	Reporting Limit	Units	Spike Level	Source Result	%REC	%REC Limits	RPD	RPD Limit
---------	--------	-------	-----------------	-------	-------------	---------------	------	-------------	-----	-----------

Batch B109143 - GCMS-WATER-VOLATILES

LCS (B109143-BS1)

Prepared & Analyzed: 09/09/21

1,2,3-Trichloropropane	4.8		1.0	ug/L	5.00		97	50-150		
Vinyl acetate	4.7		1.0	ug/L	5.00		94	50-150		
Vinyl chloride	4.6		1.0	ug/L	5.00		92	50-150		
o-Xylene	5.3		1.0	ug/L	5.00		107	50-150		
m- & p-Xylenes	11.1		1.0	ug/L	10.0		111	50-150		
<i>Surrogate: 1,2-Dichloroethane-d4</i>	<i>51.48</i>			ug/L	<i>50.0</i>		<i>103</i>	<i>70-130</i>		
<i>Surrogate: Toluene-d8</i>	<i>50.56</i>			ug/L	<i>50.0</i>		<i>101</i>	<i>75-120</i>		
<i>Surrogate: 4-Bromofluorobenzene</i>	<i>48.78</i>			ug/L	<i>50.0</i>		<i>98</i>	<i>75-120</i>		

Duplicate (B109143-DUP1)

Source: 1090210-01

Prepared & Analyzed: 09/10/21

Acetone	ND		5.0	ug/L		ND				20
Acrylonitrile	ND		5.0	ug/L		ND				15
Allyl chloride (3-Chloropropylene)	ND		1.0	ug/L		ND				20
Benzene	ND		1.0	ug/L		ND				20
Bromochloromethane	ND		1.0	ug/L		ND				20
Bromodichloromethane	ND		1.0	ug/L		ND				20
Bromoform	ND		1.0	ug/L		ND				20
Bromomethane	ND		1.0	ug/L		ND				20
2-Butanone (MEK)	ND		5.0	ug/L		ND				20
Carbon disulfide	ND		1.0	ug/L		ND				20
Carbon tetrachloride	ND		1.0	ug/L		ND				20
Chlorobenzene	ND		1.0	ug/L		ND				20
Chloroethane	ND		1.0	ug/L		ND				20
Chloroform	ND		1.0	ug/L		ND				20
Chloromethane	ND		1.0	ug/L		ND				20
Chloroprene	ND		1.0	ug/L		ND				20
Dibromochloromethane	ND		1.0	ug/L		ND				20
1,2-Dibromo-3-chloropropane	ND		1.0	ug/L		ND				20
1,2-Dibromoethane (EDB)	ND		1.0	ug/L		ND				20
Dibromomethane	ND		1.0	ug/L		ND				20
1,2-Dichlorobenzene	ND		1.0	ug/L		ND				20
1,4-Dichlorobenzene	ND		1.0	ug/L		ND				20

Rabecka Koons

The results in this report apply to the samples analyzed in accordance with the chain of custody document. This analytical report must be reproduced in its entirety.

Rabecka Koons, Quality Assurance Officer

Project: GUDE LANDFILL

Report revised to include acrylonitrile. Consolidated report to include all results for all work orders listed on pages 2-4.

Project Number: 1556404

Project Manager: Laura Oakes

Reported:

09/24/21 11:41

Volatile Organics by EPA 8260B (GC/MS) - Quality Control

Analyte	Result	Notes	Reporting Limit	Units	Spike Level	Source Result	%REC	%REC Limits	RPD	RPD Limit
---------	--------	-------	-----------------	-------	-------------	---------------	------	-------------	-----	-----------

Batch B109143 - GCMS-WATER-VOLATILES

Duplicate (B109143-DUP1)	Source: 1090210-01	Prepared & Analyzed: 09/10/21		
trans-1,4-Dichloro-2-butene	ND	1.0 ug/L	ND	20
1,1-Dichloroethane	ND	1.0 ug/L	ND	20
1,2-Dichloroethane	ND	1.0 ug/L	ND	20
1,1-Dichloroethene	ND	1.0 ug/L	ND	20
cis-1,2-Dichloroethene	ND	1.0 ug/L	ND	20
trans-1,2-Dichloroethene	ND	1.0 ug/L	ND	20
1,2-Dichloropropane	ND	1.0 ug/L	ND	20
1,3-Dichloropropane	ND	1.0 ug/L	ND	20
2,2-Dichloropropane	ND	1.0 ug/L	ND	20
1,1-Dichloropropene	ND	1.0 ug/L	ND	20
cis-1,3-Dichloropropene	ND	1.0 ug/L	ND	20
trans-1,3-Dichloropropene	ND	1.0 ug/L	ND	20
Ethyl methacrylate	ND	5.0 ug/L	ND	20
Ethylbenzene	ND	1.0 ug/L	ND	20
2-Hexanone	ND	5.0 ug/L	ND	20
Isobutanol	ND	100 ug/L	ND	20
Iodomethane	ND	1.0 ug/L	ND	20
Methyl tert-butyl ether (MTBE)	ND	1.0 ug/L	ND	20
4-Methyl-2-pentanone	ND	5.0 ug/L	ND	20
Methylene chloride	ND	1.0 ug/L	ND	20
Methyl methacrylate	ND	5.0 ug/L	ND	20
Styrene	ND	1.0 ug/L	ND	20
1,1,1,2-Tetrachloroethane	ND	1.0 ug/L	ND	20
1,1,2,2-Tetrachloroethane	ND	1.0 ug/L	ND	20
Tetrachloroethene	ND	1.0 ug/L	ND	20
Toluene	ND	1.0 ug/L	ND	20
1,1,1-Trichloroethane	ND	1.0 ug/L	ND	20
1,1,2-Trichloroethane	ND	1.0 ug/L	ND	20
Trichloroethene	ND	1.0 ug/L	ND	20
Trichlorofluoromethane (Freon 11)	ND	1.0 ug/L	ND	20
1,2,3-Trichloropropane	ND	1.0 ug/L	ND	20



Rabecka Koons, Quality Assurance Officer

The results in this report apply to the samples analyzed in accordance with the chain of custody document. This analytical report must be reproduced in its entirety.

Project: GUDE LANDFILL

Project Number: 1556404
Project Manager: Laura Oakes

Report revised to include acrylonitrile. Consolidated report to include all results for all work orders listed on pages 2-4.

Reported:
09/24/21 11:41

Volatile Organics by EPA 8260B (GC/MS) - Quality Control

Analyte	Result	Notes	Reporting Limit	Units	Spike Level	Source Result	%REC	%REC Limits	RPD	RPD Limit
---------	--------	-------	-----------------	-------	-------------	---------------	------	-------------	-----	-----------

Batch B109143 - GCMS-WATER-VOLATILES

Duplicate (B109143-DUP1)		Source: 1090210-01			Prepared & Analyzed: 09/10/21					
Vinyl acetate	ND		1.0	ug/L		ND				20
Vinyl chloride	ND		1.0	ug/L		ND				20
o-Xylene	ND		1.0	ug/L		ND				20
m- & p-Xylenes	ND		1.0	ug/L		ND				20
Surrogate: 1,2-Dichloroethane-d4	51.85			ug/L	50.0		104	70-130		
Surrogate: Toluene-d8	50.54			ug/L	50.0		101	75-120		
Surrogate: 4-Bromofluorobenzene	47.53			ug/L	50.0		95	75-120		

Matrix Spike (B109143-MS1)		Source: 1090210-02			Prepared & Analyzed: 09/10/21					
Acetone	7.7		5.0	ug/L	10.0	ND	77	60-120		
Benzene	9.7		1.0	ug/L	10.0	ND	97	60-120		
Bromochloromethane	9.8		1.0	ug/L	10.0	ND	98	60-120		
Bromodichloromethane	8.7		1.0	ug/L	10.0	ND	87	60-120		
Bromoform	7.9		1.0	ug/L	10.0	ND	79	60-120		
Bromomethane	11.1		1.0	ug/L	10.0	ND	111	60-120		
2-Butanone (MEK)	8.1		5.0	ug/L	10.0	ND	81	60-120		
Carbon disulfide	8.8		1.0	ug/L	10.0	ND	88	60-120		
Carbon tetrachloride	8.9		1.0	ug/L	10.0	ND	89	60-120		
Chlorobenzene	9.7		1.0	ug/L	10.0	ND	97	60-120		
Chloroethane	9.5		1.0	ug/L	10.0	ND	95	60-120		
Chloroform	10.2		1.0	ug/L	10.0	ND	102	60-120		
Chloromethane	9.6		1.0	ug/L	10.0	ND	96	60-120		
Dibromochloromethane	8.7		1.0	ug/L	10.0	ND	87	60-120		
1,2-Dibromo-3-chloropropane	7.3		1.0	ug/L	10.0	ND	73	60-120		
1,2-Dibromoethane (EDB)	9.1		1.0	ug/L	10.0	ND	91	60-120		
Dibromomethane	9.3		1.0	ug/L	10.0	ND	93	60-120		
1,2-Dichlorobenzene	9.0		1.0	ug/L	10.0	ND	90	60-120		
1,4-Dichlorobenzene	8.8		1.0	ug/L	10.0	ND	88	60-120		
1,1-Dichloroethane	9.6		1.0	ug/L	10.0	ND	96	60-120		
1,2-Dichloroethane	9.6		1.0	ug/L	10.0	ND	96	60-120		
1,1-Dichloroethene	9.0		1.0	ug/L	10.0	ND	90	60-120		
cis-1,2-Dichloroethene	9.2		1.0	ug/L	10.0	ND	92	60-120		

Rabecka Koons

The results in this report apply to the samples analyzed in accordance with the chain of custody document. This analytical report must be reproduced in its entirety.

Rabecka Koons, Quality Assurance Officer

Project: GUDE LANDFILL

Project Number: 1556404
Project Manager: Laura Oakes

Report revised to include acrylonitrile. Consolidated report to include all results for all work orders listed on pages 2-4.
Reported:

09/24/21 11:41

Volatile Organics by EPA 8260B (GC/MS) - Quality Control

Analyte	Result	Notes	Reporting Limit	Units	Spike Level	Source Result	%REC	%REC Limits	RPD	RPD Limit
---------	--------	-------	-----------------	-------	-------------	---------------	------	-------------	-----	-----------

Batch B109143 - GCMS-WATER-VOLATILES

Matrix Spike (B109143-MS1)	Source: 1090210-02		Prepared & Analyzed: 09/10/21							
trans-1,2-Dichloroethene	9.1	1.0	ug/L	10.0	ND	91	60-120			
1,2-Dichloropropane	9.2	1.0	ug/L	10.0	ND	92	60-120			
1,3-Dichloropropane	9.6	1.0	ug/L	10.0	ND	96	60-120			
2,2-Dichloropropane	10.9	1.0	ug/L	10.0	ND	109	60-120			
1,1-Dichloropropene	8.3	1.0	ug/L	10.0	ND	83	60-120			
cis-1,3-Dichloropropene	8.9	1.0	ug/L	10.0	ND	89	60-120			
trans-1,3-Dichloropropene	8.4	1.0	ug/L	10.0	ND	84	60-120			
Ethylbenzene	9.5	1.0	ug/L	10.0	ND	95	60-120			
2-Hexanone	7.8	5.0	ug/L	10.0	ND	78	60-120			
Methyl tert-butyl ether (MTBE)	8.9	1.0	ug/L	10.0	ND	89	60-120			
4-Methyl-2-pentanone	8.0	5.0	ug/L	10.0	ND	80	60-120			
Methylene chloride	9.5	1.0	ug/L	10.0	ND	95	60-120			
Methyl methacrylate	7.7	5.0	ug/L	10.0	ND	77	60-120			
Styrene	8.8	1.0	ug/L	10.0	ND	88	60-120			
1,1,1,2-Tetrachloroethane	8.9	1.0	ug/L	10.0	ND	89	60-120			
1,1,2,2-Tetrachloroethane	8.7	1.0	ug/L	10.0	ND	87	60-120			
Tetrachloroethene	7.6	1.0	ug/L	10.0	ND	76	60-120			
Toluene	9.4	1.0	ug/L	10.0	ND	94	60-120			
1,1,1-Trichloroethane	9.5	1.0	ug/L	10.0	ND	95	60-120			
1,1,2-Trichloroethane	9.3	1.0	ug/L	10.0	ND	93	60-120			
Trichloroethene	9.0	1.0	ug/L	10.0	ND	90	60-120			
Trichlorofluoromethane (Freon 11)	9.3	1.0	ug/L	10.0	ND	93	60-120			
1,2,3-Trichloropropane	8.8	1.0	ug/L	10.0	ND	88	60-120			
Vinyl acetate	10.2	1.0	ug/L	10.0	ND	102	60-120			
Vinyl chloride	8.7	1.0	ug/L	10.0	ND	87	60-120			
o-Xylene	9.2	1.0	ug/L	10.0	ND	92	60-120			
m- & p-Xylenes	18.2	1.0	ug/L	20.0	ND	91	60-120			
Surrogate: 1,2-Dichloroethane-d4	50.95		ug/L	50.0		102	70-130			
Surrogate: Toluene-d8	50.10		ug/L	50.0		100	75-120			
Surrogate: 4-Bromofluorobenzene	48.12		ug/L	50.0		96	75-120			

The results in this report apply to the samples analyzed in accordance with the chain of custody document. This analytical report must be reproduced in its entirety.



Rabecka Koons, Quality Assurance Officer

Project: GUDE LANDFILL

Report revised to include acrylonitrile. Consolidated report to include all results for all work orders listed on pages 2-4.

Project Number: 1556404
Project Manager: Laura Oakes

Reported:
09/24/21 11:41

Volatile Organics by EPA 8260B (GC/MS) - Quality Control

Analyte	Result	Notes	Reporting Limit	Units	Spike Level	Source Result	%REC	%REC Limits	RPD	RPD Limit
---------	--------	-------	-----------------	-------	-------------	---------------	------	-------------	-----	-----------

Batch B109145 - GCMS-WATER-VOLATILES

Blank (B109145-BLK1)

Prepared & Analyzed: 09/09/21

Acetone	ND		5.0	ug/L						
Acrylonitrile	ND		5.0	ug/L						
Allyl chloride (3-Chloropropylene)	ND		1.0	ug/L						
Benzene	ND		1.0	ug/L						
Bromochloromethane	ND		1.0	ug/L						
Bromodichloromethane	ND		1.0	ug/L						
Bromoform	ND		1.0	ug/L						
Bromomethane	ND		1.0	ug/L						
2-Butanone (MEK)	ND		5.0	ug/L						
Carbon disulfide	ND		1.0	ug/L						
Carbon tetrachloride	ND		1.0	ug/L						
Chlorobenzene	ND		1.0	ug/L						
Chloroethane	ND		1.0	ug/L						
Chloroform	ND		1.0	ug/L						
Chloromethane	ND		1.0	ug/L						
Chloroprene	ND		1.0	ug/L						
Dibromochloromethane	ND		1.0	ug/L						
1,2-Dibromo-3-chloropropane	ND		1.0	ug/L						
1,2-Dibromoethane (EDB)	ND		1.0	ug/L						
Dibromomethane	ND		1.0	ug/L						
1,2-Dichlorobenzene	ND		1.0	ug/L						
1,4-Dichlorobenzene	ND		1.0	ug/L						
trans-1,4-Dichloro-2-butene	ND		1.0	ug/L						
1,1-Dichloroethane	ND		1.0	ug/L						
1,2-Dichloroethane	ND		1.0	ug/L						
1,1-Dichloroethene	ND		1.0	ug/L						
cis-1,2-Dichloroethene	ND		1.0	ug/L						
trans-1,2-Dichloroethene	ND		1.0	ug/L						
1,2-Dichloropropane	ND		1.0	ug/L						
1,3-Dichloropropane	ND		1.0	ug/L						
2,2-Dichloropropane	ND		1.0	ug/L						

The results in this report apply to the samples analyzed in accordance with the chain of custody document. This analytical report must be reproduced in its entirety.



Rabecka Koons, Quality Assurance Officer

Project: GUDE LANDFILL

Report revised to include acrylonitrile. Consolidated report to include all results for all work orders listed on pages 2-4.

Project Number: 1556404
Project Manager: Laura Oakes

Reported:
09/24/21 11:41

Volatile Organics by EPA 8260B (GC/MS) - Quality Control

Analyte	Result	Notes	Reporting Limit	Units	Spike Level	Source Result	%REC	%REC Limits	RPD	RPD Limit
---------	--------	-------	-----------------	-------	-------------	---------------	------	-------------	-----	-----------

Batch B109145 - GCMS-WATER-VOLATILES

Blank (B109145-BLK1)

Prepared & Analyzed: 09/09/21

1,1-Dichloropropene	ND		1.0	ug/L						
cis-1,3-Dichloropropene	ND		1.0	ug/L						
trans-1,3-Dichloropropene	ND		1.0	ug/L						
Ethyl methacrylate	ND		5.0	ug/L						
Ethylbenzene	ND		1.0	ug/L						
2-Hexanone	ND		5.0	ug/L						
Isobutanol	ND		100	ug/L						
Iodomethane	ND		1.0	ug/L						
Methyl tert-butyl ether (MTBE)	ND		1.0	ug/L						
4-Methyl-2-pentanone	ND		5.0	ug/L						
Methylene chloride	ND		1.0	ug/L						
Methyl methacrylate	ND		5.0	ug/L						
Styrene	ND		1.0	ug/L						
1,1,1,2-Tetrachloroethane	ND		1.0	ug/L						
1,1,2,2-Tetrachloroethane	ND		1.0	ug/L						
Tetrachloroethene	ND		1.0	ug/L						
Toluene	ND		1.0	ug/L						
1,1,1-Trichloroethane	ND		1.0	ug/L						
1,1,2-Trichloroethane	ND		1.0	ug/L						
Trichloroethene	ND		1.0	ug/L						
Trichlorofluoromethane (Freon 11)	ND		1.0	ug/L						
1,2,3-Trichloropropane	ND		1.0	ug/L						
Vinyl acetate	ND		1.0	ug/L						
Vinyl chloride	ND		1.0	ug/L						
o-Xylene	ND		1.0	ug/L						
m- & p-Xylenes	ND		1.0	ug/L						
Surrogate: 1,2-Dichloroethane-d4	51.87			ug/L	50.0		104	70-130		
Surrogate: Toluene-d8	49.74			ug/L	50.0		99	75-120		
Surrogate: 4-Bromofluorobenzene	50.08			ug/L	50.0		100	75-120		

The results in this report apply to the samples analyzed in accordance with the chain of custody document. This analytical report must be reproduced in its entirety.



Rabecka Koons, Quality Assurance Officer

Project: GUDE LANDFILL

Project Number: 1556404
Project Manager: Laura Oakes

Report revised to include acrylonitrile. Consolidated report to include all results for all work orders listed on pages 2-4.

Reported:
09/24/21 11:41

Volatile Organics by EPA 8260B (GC/MS) - Quality Control

Analyte	Result	Notes	Reporting Limit	Units	Spike Level	Source Result	%REC	%REC Limits	RPD	RPD Limit
---------	--------	-------	-----------------	-------	-------------	---------------	------	-------------	-----	-----------

Batch B109145 - GCMS-WATER-VOLATILES

LCS (B109145-BS1)

Prepared & Analyzed: 09/09/21

Acetone	12.2		5.0	ug/L	10.0		122	50-150		
Acrylonitrile	5.2		5.0	ug/L	5.00		104	50-150		
Benzene	5.3		1.0	ug/L	5.00		106	50-150		
Bromochloromethane	5.4		1.0	ug/L	5.00		107	50-150		
Bromodichloromethane	5.3		1.0	ug/L	5.00		107	50-150		
Bromoform	4.9		1.0	ug/L	5.00		97	50-150		
Bromomethane	6.5		1.0	ug/L	5.00		130	50-150		
2-Butanone (MEK)	5.3		5.0	ug/L	10.0		53	50-150		
Carbon disulfide	6.1		1.0	ug/L	5.00		122	50-150		
Carbon tetrachloride	5.6		1.0	ug/L	5.00		112	50-150		
Chlorobenzene	5.4		1.0	ug/L	5.00		108	50-150		
Chloroethane	5.4		1.0	ug/L	5.00		108	50-150		
Chloroform	5.5		1.0	ug/L	5.00		109	50-150		
Chloromethane	4.9		1.0	ug/L	5.00		98	50-150		
Dibromochloromethane	4.8		1.0	ug/L	5.00		96	50-150		
1,2-Dibromo-3-chloropropane	6.4		1.0	ug/L	5.00		128	50-150		
1,2-Dibromoethane (EDB)	5.2		1.0	ug/L	5.00		103	50-150		
Dibromomethane	5.2		1.0	ug/L	5.00		104	50-150		
1,2-Dichlorobenzene	5.7		1.0	ug/L	5.00		114	50-150		
1,4-Dichlorobenzene	5.6		1.0	ug/L	5.00		113	50-150		
1,1-Dichloroethane	5.1		1.0	ug/L	5.00		102	50-150		
1,2-Dichloroethane	5.2		1.0	ug/L	5.00		103	50-150		
1,1-Dichloroethene	5.7		1.0	ug/L	5.00		113	50-150		
cis-1,2-Dichloroethene	5.5		1.0	ug/L	5.00		109	50-150		
trans-1,2-Dichloroethene	5.4		1.0	ug/L	5.00		109	50-150		
1,2-Dichloropropane	5.0		1.0	ug/L	5.00		100	50-150		
1,3-Dichloropropane	5.2		1.0	ug/L	5.00		103	50-150		
2,2-Dichloropropane	5.4		1.0	ug/L	5.00		108	50-150		
1,1-Dichloropropene	5.7		1.0	ug/L	5.00		114	50-150		
cis-1,3-Dichloropropene	5.0		1.0	ug/L	5.00		99	50-150		
trans-1,3-Dichloropropene	5.0		1.0	ug/L	5.00		99	50-150		

Rabecka Koons

Rabecka Koons, Quality Assurance Officer

The results in this report apply to the samples analyzed in accordance with the chain of custody document. This analytical report must be reproduced in its entirety.

Project: GUDE LANDFILL

Project Number: 1556404
Project Manager: Laura Oakes

Report revised to include acrylonitrile. Consolidated report to include all results for all work orders listed on pages 2-4.

Reported:
09/24/21 11:41

Volatile Organics by EPA 8260B (GC/MS) - Quality Control

Analyte	Result	Notes	Reporting Limit	Units	Spike Level	Source Result	%REC	%REC Limits	RPD	RPD Limit
---------	--------	-------	-----------------	-------	-------------	---------------	------	-------------	-----	-----------

Batch B109145 - GCMS-WATER-VOLATILES

LCS (B109145-BS1)

Prepared & Analyzed: 09/09/21

Ethylbenzene	5.3		1.0	ug/L	5.00		107	50-150		
2-Hexanone	10.0		5.0	ug/L	10.0		100	50-150		
Methyl tert-butyl ether (MTBE)	4.9		1.0	ug/L	5.00		98	50-150		
4-Methyl-2-pentanone	9.4		5.0	ug/L	10.0		94	50-150		
Methylene chloride	6.2		1.0	ug/L	5.00		123	0-200		
Methyl methacrylate	4.9	J	5.0	ug/L	5.00		98	50-150		
Styrene	5.1		1.0	ug/L	5.00		102	50-150		
1,1,1,2-Tetrachloroethane	5.1		1.0	ug/L	5.00		103	50-150		
1,1,2,2-Tetrachloroethane	5.6		1.0	ug/L	5.00		113	50-150		
Tetrachloroethene	5.4		1.0	ug/L	5.00		108	50-150		
Toluene	5.3		1.0	ug/L	5.00		106	50-150		
1,1,1-Trichloroethane	5.4		1.0	ug/L	5.00		108	50-150		
1,1,2-Trichloroethane	5.2		1.0	ug/L	5.00		103	50-150		
Trichloroethene	5.4		1.0	ug/L	5.00		108	50-150		
Trichlorofluoromethane (Freon 11)	5.6		1.0	ug/L	5.00		112	50-150		
1,2,3-Trichloropropane	5.5		1.0	ug/L	5.00		110	50-150		
Vinyl acetate	3.8		1.0	ug/L	5.00		77	50-150		
Vinyl chloride	5.7		1.0	ug/L	5.00		113	50-150		
o-Xylene	5.2		1.0	ug/L	5.00		105	50-150		
m- & p-Xylenes	10.5		1.0	ug/L	10.0		105	50-150		
Surrogate: 1,2-Dichloroethane-d4	48.77			ug/L	50.0		98	70-130		
Surrogate: Toluene-d8	49.71			ug/L	50.0		99	75-120		
Surrogate: 4-Bromofluorobenzene	50.17			ug/L	50.0		100	75-120		

Duplicate (B109145-DUP1)

Source: 1090210-05

Prepared & Analyzed: 09/10/21

Acetone	ND		5.0	ug/L		ND				20
Acrylonitrile	ND		5.0	ug/L		ND				15
Allyl chloride (3-Chloropropylene)	ND		1.0	ug/L		ND				20
Benzene	1.1		1.0	ug/L		1.2			11	20
Bromochloromethane	ND		1.0	ug/L		ND				20
Bromodichloromethane	ND		1.0	ug/L		ND				20
Bromoform	ND		1.0	ug/L		ND				20

Rabecka Koons

Rabecka Koons, Quality Assurance Officer

The results in this report apply to the samples analyzed in accordance with the chain of custody document. This analytical report must be reproduced in its entirety.

Project: GUDE LANDFILL

Project Number: 1556404
Project Manager: Laura Oakes

Report revised to include acrylonitrile. Consolidated report to include all results for all work orders listed on pages 2-4.
Reported:

09/24/21 11:41

Volatile Organics by EPA 8260B (GC/MS) - Quality Control

Analyte	Result	Notes	Reporting Limit	Units	Spike Level	Source Result	%REC	%REC Limits	RPD	RPD Limit
---------	--------	-------	-----------------	-------	-------------	---------------	------	-------------	-----	-----------

Batch B109145 - GCMS-WATER-VOLATILES

Duplicate (B109145-DUP1)	Source: 1090210-05	Prepared & Analyzed: 09/10/21			
Bromomethane	ND	1.0 ug/L	ND	20	
2-Butanone (MEK)	ND	5.0 ug/L	ND	20	
Carbon disulfide	ND	1.0 ug/L	ND	20	
Carbon tetrachloride	ND	1.0 ug/L	ND	20	
Chlorobenzene	11.9	1.0 ug/L	11.8	2	20
Chloroethane	ND	1.0 ug/L	ND	20	
Chloroform	ND	1.0 ug/L	ND	20	
Chloromethane	ND	1.0 ug/L	ND	20	
Chloroprene	ND	1.0 ug/L	ND	20	
Dibromochloromethane	ND	1.0 ug/L	ND	20	
1,2-Dibromo-3-chloropropane	ND	1.0 ug/L	ND	20	
1,2-Dibromoethane (EDB)	ND	1.0 ug/L	ND	20	
Dibromomethane	ND	1.0 ug/L	ND	20	
1,2-Dichlorobenzene	ND	1.0 ug/L	ND	20	
1,4-Dichlorobenzene	7.6	1.0 ug/L	7.2	5	20
trans-1,4-Dichloro-2-butene	ND	1.0 ug/L	ND	20	
1,1-Dichloroethane	ND	1.0 ug/L	ND	20	
1,2-Dichloroethane	ND	1.0 ug/L	ND	20	
1,1-Dichloroethene	ND	1.0 ug/L	ND	20	
cis-1,2-Dichloroethene	6.5	1.0 ug/L	7.3	13	20
trans-1,2-Dichloroethene	ND	1.0 ug/L	ND	20	
1,2-Dichloropropane	ND	1.0 ug/L	ND	20	
1,3-Dichloropropane	ND	1.0 ug/L	ND	20	
2,2-Dichloropropane	ND	1.0 ug/L	ND	20	
1,1-Dichloropropene	ND	1.0 ug/L	ND	20	
cis-1,3-Dichloropropene	ND	1.0 ug/L	ND	20	
trans-1,3-Dichloropropene	ND	1.0 ug/L	ND	20	
Ethyl methacrylate	ND	5.0 ug/L	ND	20	
Ethylbenzene	ND	1.0 ug/L	ND	20	
2-Hexanone	ND	5.0 ug/L	ND	20	
Isobutanol	ND	100 ug/L	ND	20	

The results in this report apply to the samples analyzed in accordance with the chain of custody document. This analytical report must be reproduced in its entirety.



Rabecka Koons, Quality Assurance Officer

Project: GUDE LANDFILL

Report revised to include acrylonitrile. Consolidated report to include all results for all work orders listed on pages 2-4.

Project Number: 1556404
Project Manager: Laura Oakes

Reported:
09/24/21 11:41

Volatile Organics by EPA 8260B (GC/MS) - Quality Control

Analyte	Result	Notes	Reporting Limit	Units	Spike Level	Source Result	%REC	%REC Limits	RPD	RPD Limit
---------	--------	-------	-----------------	-------	-------------	---------------	------	-------------	-----	-----------

Batch B109145 - GCMS-WATER-VOLATILES

Duplicate (B109145-DUP1)		Source: 1090210-05			Prepared & Analyzed: 09/10/21					
Iodomethane	ND		1.0	ug/L		ND				20
Methyl tert-butyl ether (MTBE)	ND		1.0	ug/L		ND				20
4-Methyl-2-pentanone	ND		5.0	ug/L		ND				20
Methylene chloride	ND		1.0	ug/L		ND				20
Methyl methacrylate	ND		5.0	ug/L		ND				20
Styrene	ND		1.0	ug/L		ND				20
1,1,1,2-Tetrachloroethane	ND		1.0	ug/L		ND				20
1,1,2,2-Tetrachloroethane	ND		1.0	ug/L		ND				20
Tetrachloroethene	ND		1.0	ug/L		ND				20
Toluene	ND		1.0	ug/L		ND				20
1,1,1-Trichloroethane	ND		1.0	ug/L		ND				20
1,1,2-Trichloroethane	ND		1.0	ug/L		ND				20
Trichloroethene	ND		1.0	ug/L		ND				20
Trichlorofluoromethane (Freon 11)	ND		1.0	ug/L		ND				20
1,2,3-Trichloropropane	ND		1.0	ug/L		ND				20
Vinyl acetate	ND		1.0	ug/L		ND				20
Vinyl chloride	1.0		1.0	ug/L		1.2			13	20
o-Xylene	ND		1.0	ug/L		ND				20
m- & p-Xylenes	ND		1.0	ug/L		ND				20
Surrogate: 1,2-Dichloroethane-d4	55.24			ug/L	50.0		110	70-130		
Surrogate: Toluene-d8	55.82			ug/L	50.0		112	75-120		
Surrogate: 4-Bromofluorobenzene	46.50			ug/L	50.0		93	75-120		

Matrix Spike (B109145-MS1)		Source: 1090210-06			Prepared & Analyzed: 09/10/21					
Acetone	10.3		5.0	ug/L	10.0	2.3	81	60-120		
Benzene	13.7		1.0	ug/L	10.0	5.6	82	60-120		
Bromochloromethane	8.9		1.0	ug/L	10.0	ND	89	60-120		
Bromodichloromethane	8.7		1.0	ug/L	10.0	ND	87	60-120		
Bromoform	8.2		1.0	ug/L	10.0	ND	82	60-120		
Bromomethane	8.6		1.0	ug/L	10.0	ND	86	60-120		
2-Butanone (MEK)	8.3		5.0	ug/L	10.0	ND	83	60-120		
Carbon disulfide	9.3		1.0	ug/L	10.0	ND	93	60-120		

The results in this report apply to the samples analyzed in accordance with the chain of custody document. This analytical report must be reproduced in its entirety.



Rabecka Koons, Quality Assurance Officer

Project: GUDE LANDFILL

Report revised to include acrylonitrile. Consolidated report to include all results for all work orders listed on pages 2-4.

Project Number: 1556404

Project Manager: Laura Oakes

Reported:

09/24/21 11:41

Volatile Organics by EPA 8260B (GC/MS) - Quality Control

Analyte	Result	Notes	Reporting Limit	Units	Spike Level	Source Result	%REC	%REC Limits	RPD	RPD Limit
---------	--------	-------	-----------------	-------	-------------	---------------	------	-------------	-----	-----------

Batch B109145 - GCMS-WATER-VOLATILES

Matrix Spike (B109145-MS1)	Source: 1090210-06		Prepared & Analyzed: 09/10/21							
Carbon tetrachloride	9.0	1.0	ug/L	10.0	ND	90	60-120			
Chlorobenzene	13.7	1.0	ug/L	10.0	4.6	92	60-120			
Chloroethane	9.7	1.0	ug/L	10.0	1.1	86	60-120			
Chloroform	8.8	1.0	ug/L	10.0	ND	88	60-120			
Chloromethane	9.1	1.0	ug/L	10.0	ND	91	60-120			
Dibromochloromethane	8.8	1.0	ug/L	10.0	ND	88	60-120			
1,2-Dibromo-3-chloropropane	10.4	1.0	ug/L	10.0	ND	104	60-120			
1,2-Dibromoethane (EDB)	8.6	1.0	ug/L	10.0	ND	86	60-120			
Dibromomethane	8.3	1.0	ug/L	10.0	ND	83	60-120			
1,2-Dichlorobenzene	10.5	1.0	ug/L	10.0	ND	105	60-120			
1,4-Dichlorobenzene	24.1	1.0	ug/L	10.0	14.3	98	60-120			
1,1-Dichloroethane	11.2	1.0	ug/L	10.0	2.6	86	60-120			
1,2-Dichloroethane	8.9	1.0	ug/L	10.0	ND	89	60-120			
1,1-Dichloroethene	9.1	1.0	ug/L	10.0	ND	91	60-120			
cis-1,2-Dichloroethene	10.6	1.0	ug/L	10.0	1.9	87	60-120			
trans-1,2-Dichloroethene	11.0	1.0	ug/L	10.0	2.7	83	60-120			
1,2-Dichloropropane	8.7	1.0	ug/L	10.0	ND	87	60-120			
1,3-Dichloropropane	8.9	1.0	ug/L	10.0	ND	89	60-120			
2,2-Dichloropropane	7.3	1.0	ug/L	10.0	ND	73	60-120			
1,1-Dichloropropene	8.6	1.0	ug/L	10.0	ND	86	60-120			
cis-1,3-Dichloropropene	8.5	1.0	ug/L	10.0	ND	85	60-120			
trans-1,3-Dichloropropene	7.7	1.0	ug/L	10.0	ND	77	60-120			
Ethylbenzene	9.7	1.0	ug/L	10.0	ND	97	60-120			
2-Hexanone	9.0	5.0	ug/L	10.0	ND	90	60-120			
Methyl tert-butyl ether (MTBE)	8.7	1.0	ug/L	10.0	ND	87	60-120			
4-Methyl-2-pentanone	9.2	5.0	ug/L	10.0	ND	92	60-120			
Methylene chloride	8.8	1.0	ug/L	10.0	ND	88	60-120			
Methyl methacrylate	6.6	5.0	ug/L	10.0	ND	66	60-120			
Styrene	9.1	1.0	ug/L	10.0	ND	91	60-120			
1,1,1,2-Tetrachloroethane	8.4	1.0	ug/L	10.0	ND	84	60-120			
1,1,2,2-Tetrachloroethane	9.5	1.0	ug/L	10.0	ND	95	60-120			



Rabecka Koons, Quality Assurance Officer

The results in this report apply to the samples analyzed in accordance with the chain of custody document. This analytical report must be reproduced in its entirety.

Project: GUDE LANDFILL

Project Number: 1556404
Project Manager: Laura Oakes

Report revised to include acrylonitrile. Consolidated report to include all results for all work orders listed on pages 2-4.

Reported:
09/24/21 11:41

Volatile Organics by EPA 8260B (GC/MS) - Quality Control

Analyte	Result	Notes	Reporting Limit	Units	Spike Level	Source Result	%REC	%REC Limits	RPD	RPD Limit
---------	--------	-------	-----------------	-------	-------------	---------------	------	-------------	-----	-----------

Batch B109145 - GCMS-WATER-VOLATILES

Matrix Spike (B109145-MS1)	Source: 1090210-06	Prepared & Analyzed: 09/10/21
Tetrachloroethene	8.5	1.0 ug/L 10.0 ND 85 60-120
Toluene	10.1	1.0 ug/L 10.0 ND 101 60-120
1,1,1-Trichloroethane	8.8	1.0 ug/L 10.0 ND 88 60-120
1,1,2-Trichloroethane	8.7	1.0 ug/L 10.0 ND 87 60-120
Trichloroethene	8.4	1.0 ug/L 10.0 ND 84 60-120
Trichlorofluoromethane (Freon 11)	9.4	1.0 ug/L 10.0 ND 94 60-120
1,2,3-Trichloropropane	9.8	1.0 ug/L 10.0 ND 98 60-120
Vinyl acetate	6.6	1.0 ug/L 10.0 ND 66 60-120
Vinyl chloride	11.2	1.0 ug/L 10.0 1.8 94 60-120
o-Xylene	10.3	1.0 ug/L 10.0 ND 103 60-120
m- & p-Xylenes	18.7	1.0 ug/L 20.0 ND 93 60-120
Surrogate: 1,2-Dichloroethane-d4	55.70	ug/L 50.0 111 70-130
Surrogate: Toluene-d8	55.32	ug/L 50.0 111 75-120
Surrogate: 4-Bromofluorobenzene	49.39	ug/L 50.0 99 75-120

Batch B109175 - GCMS-WATER-VOLATILES

Blank (B109175-BLK1)	Prepared & Analyzed: 09/10/21
Acetone	ND 5.0 ug/L
Acrylonitrile	ND 5.0 ug/L
Allyl chloride (3-Chloropropylene)	ND 1.0 ug/L
Benzene	ND 1.0 ug/L
Bromochloromethane	ND 1.0 ug/L
Bromodichloromethane	ND 1.0 ug/L
Bromoform	ND 1.0 ug/L
Bromomethane	ND 1.0 ug/L
2-Butanone (MEK)	ND 5.0 ug/L
Carbon disulfide	ND 1.0 ug/L
Carbon tetrachloride	ND 1.0 ug/L
Chlorobenzene	ND 1.0 ug/L
Chloroethane	ND 1.0 ug/L
Chloroform	ND 1.0 ug/L

The results in this report apply to the samples analyzed in accordance with the chain of custody document. This analytical report must be reproduced in its entirety.



Rabecka Koons, Quality Assurance Officer

Project: GUDE LANDFILL

Project Number: 1556404
Project Manager: Laura Oakes

Report revised to include acrylonitrile. Consolidated report to include all results for all work orders listed on pages 2-4.

Reported:
09/24/21 11:41

Volatile Organics by EPA 8260B (GC/MS) - Quality Control

Analyte	Result	Notes	Reporting Limit	Units	Spike Level	Source Result	%REC	%REC Limits	RPD	RPD Limit
---------	--------	-------	-----------------	-------	-------------	---------------	------	-------------	-----	-----------

Batch B109175 - GCMS-WATER-VOLATILES

Blank (B109175-BLK1)

Prepared & Analyzed: 09/10/21

Chloromethane	ND		1.0	ug/L						
Chloroprene	ND		1.0	ug/L						
Dibromochloromethane	ND		1.0	ug/L						
1,2-Dibromo-3-chloropropane	ND		1.0	ug/L						
1,2-Dibromoethane (EDB)	ND		1.0	ug/L						
Dibromomethane	ND		1.0	ug/L						
1,2-Dichlorobenzene	ND		1.0	ug/L						
1,4-Dichlorobenzene	ND		1.0	ug/L						
trans-1,4-Dichloro-2-butene	ND		1.0	ug/L						
1,1-Dichloroethane	ND		1.0	ug/L						
1,2-Dichloroethane	ND		1.0	ug/L						
1,1-Dichloroethene	ND		1.0	ug/L						
cis-1,2-Dichloroethene	ND		1.0	ug/L						
trans-1,2-Dichloroethene	ND		1.0	ug/L						
1,2-Dichloropropane	ND		1.0	ug/L						
1,3-Dichloropropane	ND		1.0	ug/L						
2,2-Dichloropropane	ND		1.0	ug/L						
1,1-Dichloropropene	ND		1.0	ug/L						
cis-1,3-Dichloropropene	ND		1.0	ug/L						
trans-1,3-Dichloropropene	ND		1.0	ug/L						
Ethyl methacrylate	ND		5.0	ug/L						
Ethylbenzene	ND		1.0	ug/L						
2-Hexanone	ND		5.0	ug/L						
Isobutanol	ND		100	ug/L						
Iodomethane	ND		1.0	ug/L						
Methyl tert-butyl ether (MTBE)	ND		1.0	ug/L						
4-Methyl-2-pentanone	ND		5.0	ug/L						
Methylene chloride	ND		1.0	ug/L						
Methyl methacrylate	ND		5.0	ug/L						
Styrene	ND		1.0	ug/L						
1,1,1,2-Tetrachloroethane	ND		1.0	ug/L						

The results in this report apply to the samples analyzed in accordance with the chain of custody document. This analytical report must be reproduced in its entirety.



Rabecka Koons, Quality Assurance Officer

Project: GUDE LANDFILL

Project Number: 1556404
Project Manager: Laura Oakes

Report revised to include acrylonitrile. Consolidated report to include all results for all work orders listed on pages 2-4.

Reported:
09/24/21 11:41

Volatile Organics by EPA 8260B (GC/MS) - Quality Control

Analyte	Result	Notes	Reporting Limit	Units	Spike Level	Source Result	%REC	%REC Limits	RPD	RPD Limit
---------	--------	-------	-----------------	-------	-------------	---------------	------	-------------	-----	-----------

Batch B109175 - GCMS-WATER-VOLATILES

Blank (B109175-BLK1)

Prepared & Analyzed: 09/10/21

1,1,2,2-Tetrachloroethane	ND		1.0	ug/L						
Tetrachloroethene	ND		1.0	ug/L						
Toluene	ND		1.0	ug/L						
1,1,1-Trichloroethane	ND		1.0	ug/L						
1,1,2-Trichloroethane	ND		1.0	ug/L						
Trichloroethene	ND		1.0	ug/L						
Trichlorofluoromethane (Freon 11)	ND		1.0	ug/L						
1,2,3-Trichloropropane	ND		1.0	ug/L						
Vinyl acetate	ND		1.0	ug/L						
Vinyl chloride	ND		1.0	ug/L						
o-Xylene	ND		1.0	ug/L						
m- & p-Xylenes	ND		1.0	ug/L						
Surrogate: 1,2-Dichloroethane-d4	51.59			ug/L	50.0		103	70-130		
Surrogate: Toluene-d8	50.02			ug/L	50.0		100	75-120		
Surrogate: 4-Bromofluorobenzene	46.74			ug/L	50.0		93	75-120		

LCS (B109175-BS1)

Prepared & Analyzed: 09/10/21

Acetone	8.4		5.0	ug/L	10.0		84	50-150		
Acrylonitrile	4.3	J	5.0	ug/L	5.00		86	50-150		
Benzene	5.0		1.0	ug/L	5.00		101	50-150		
Bromochloromethane	5.2		1.0	ug/L	5.00		103	50-150		
Bromodichloromethane	4.4		1.0	ug/L	5.00		87	50-150		
Bromoform	4.0		1.0	ug/L	5.00		79	50-150		
Bromomethane	5.9		1.0	ug/L	5.00		117	50-150		
2-Butanone (MEK)	7.0		5.0	ug/L	10.0		70	50-150		
Carbon disulfide	4.9		1.0	ug/L	5.00		98	50-150		
Carbon tetrachloride	4.8		1.0	ug/L	5.00		96	50-150		
Chlorobenzene	5.4		1.0	ug/L	5.00		108	50-150		
Chloroethane	4.5		1.0	ug/L	5.00		90	50-150		
Chloroform	5.0		1.0	ug/L	5.00		101	50-150		
Chloromethane	4.3		1.0	ug/L	5.00		86	50-150		
Dibromochloromethane	4.2		1.0	ug/L	5.00		85	50-150		

The results in this report apply to the samples analyzed in accordance with the chain of custody document. This analytical report must be reproduced in its entirety.

Rabecka Koons

Rabecka Koons, Quality Assurance Officer

Project: GUDE LANDFILL

Report revised to include acrylonitrile. Consolidated report to include all results for all work orders listed on pages 2-4.

Project Number: 1556404

Project Manager: Laura Oakes

Reported:

09/24/21 11:41

Volatile Organics by EPA 8260B (GC/MS) - Quality Control

Analyte	Result	Notes	Reporting Limit	Units	Spike Level	Source Result	%REC	%REC Limits	RPD	RPD Limit
---------	--------	-------	-----------------	-------	-------------	---------------	------	-------------	-----	-----------

Batch B109175 - GCMS-WATER-VOLATILES

LCS (B109175-BS1)

Prepared & Analyzed: 09/10/21

1,2-Dibromo-3-chloropropane	4.5		1.0	ug/L	5.00		89	50-150		
1,2-Dibromoethane (EDB)	4.6		1.0	ug/L	5.00		93	50-150		
Dibromomethane	4.7		1.0	ug/L	5.00		95	50-150		
1,2-Dichlorobenzene	5.8		1.0	ug/L	5.00		115	50-150		
1,4-Dichlorobenzene	6.0		1.0	ug/L	5.00		119	50-150		
1,1-Dichloroethane	4.7		1.0	ug/L	5.00		94	50-150		
1,2-Dichloroethane	5.1		1.0	ug/L	5.00		102	50-150		
1,1-Dichloroethene	4.7		1.0	ug/L	5.00		94	50-150		
cis-1,2-Dichloroethene	4.9		1.0	ug/L	5.00		97	50-150		
trans-1,2-Dichloroethene	5.0		1.0	ug/L	5.00		99	50-150		
1,2-Dichloropropane	4.6		1.0	ug/L	5.00		92	50-150		
1,3-Dichloropropane	5.0		1.0	ug/L	5.00		100	50-150		
2,2-Dichloropropane	6.7		1.0	ug/L	5.00		133	50-150		
1,1-Dichloropropene	4.8		1.0	ug/L	5.00		96	50-150		
cis-1,3-Dichloropropene	4.5		1.0	ug/L	5.00		90	50-150		
trans-1,3-Dichloropropene	4.7		1.0	ug/L	5.00		94	50-150		
Ethylbenzene	5.5		1.0	ug/L	5.00		109	50-150		
2-Hexanone	8.0		5.0	ug/L	10.0		80	50-150		
Methyl tert-butyl ether (MTBE)	4.4		1.0	ug/L	5.00		87	50-150		
4-Methyl-2-pentanone	8.0		5.0	ug/L	10.0		80	50-150		
Methylene chloride	5.5		1.0	ug/L	5.00		110	0-200		
Methyl methacrylate	4.5	J	5.0	ug/L	5.00		90	50-150		
Styrene	4.9		1.0	ug/L	5.00		98	50-150		
1,1,1,2-Tetrachloroethane	4.8		1.0	ug/L	5.00		96	50-150		
1,1,2,2-Tetrachloroethane	4.7		1.0	ug/L	5.00		94	50-150		
Tetrachloroethene	5.2		1.0	ug/L	5.00		103	50-150		
Toluene	5.2		1.0	ug/L	5.00		104	50-150		
1,1,1-Trichloroethane	4.8		1.0	ug/L	5.00		96	50-150		
1,1,2-Trichloroethane	4.8		1.0	ug/L	5.00		95	50-150		
Trichloroethene	5.1		1.0	ug/L	5.00		101	50-150		
Trichlorofluoromethane (Freon 11)	4.9		1.0	ug/L	5.00		99	50-150		

Rabecka Koons

The results in this report apply to the samples analyzed in accordance with the chain of custody document. This analytical report must be reproduced in its entirety.

Rabecka Koons, Quality Assurance Officer

Project: GUDE LANDFILL

Report revised to include acrylonitrile. Consolidated report to include all results for all work orders listed on pages 2-4.

Project Number: 1556404
Project Manager: Laura Oakes

Reported:
09/24/21 11:41

Volatile Organics by EPA 8260B (GC/MS) - Quality Control

Analyte	Result	Notes	Reporting Limit	Units	Spike Level	Source Result	%REC	%REC Limits	RPD	RPD Limit
---------	--------	-------	-----------------	-------	-------------	---------------	------	-------------	-----	-----------

Batch B109175 - GCMS-WATER-VOLATILES

LCS (B109175-BS1)

Prepared & Analyzed: 09/10/21

1,2,3-Trichloropropane	4.9		1.0	ug/L	5.00		99	50-150		
Vinyl acetate	4.9		1.0	ug/L	5.00		97	50-150		
Vinyl chloride	4.4		1.0	ug/L	5.00		89	50-150		
o-Xylene	5.3		1.0	ug/L	5.00		105	50-150		
m- & p-Xylenes	10.8		1.0	ug/L	10.0		108	50-150		
Surrogate: 1,2-Dichloroethane-d4	51.31			ug/L	50.0		103	70-130		
Surrogate: Toluene-d8	50.48			ug/L	50.0		101	75-120		
Surrogate: 4-Bromofluorobenzene	47.17			ug/L	50.0		94	75-120		

Duplicate (B109175-DUP1)

Source: 1090326-03

Prepared & Analyzed: 09/11/21

Acetone	ND		5.0	ug/L		ND				20
Acrylonitrile	ND		5.0	ug/L		ND				15
Allyl chloride (3-Chloropropylene)	ND		1.0	ug/L		ND				20
Benzene	4.3		1.0	ug/L		4.5			4	20
Bromochloromethane	ND		1.0	ug/L		ND				20
Bromodichloromethane	ND		1.0	ug/L		ND				20
Bromoform	ND		1.0	ug/L		ND				20
Bromomethane	ND		1.0	ug/L		ND				20
2-Butanone (MEK)	ND		5.0	ug/L		ND				20
Carbon disulfide	ND		1.0	ug/L		ND				20
Carbon tetrachloride	ND		1.0	ug/L		ND				20
Chlorobenzene	ND		1.0	ug/L		ND				20
Chloroethane	ND		1.0	ug/L		ND				20
Chloroform	ND		1.0	ug/L		ND				20
Chloromethane	ND		1.0	ug/L		ND				20
Chloroprene	ND		1.0	ug/L		ND				20
Dibromochloromethane	ND		1.0	ug/L		ND				20
1,2-Dibromo-3-chloropropane	ND		1.0	ug/L		ND				20
1,2-Dibromoethane (EDB)	ND		1.0	ug/L		ND				20
Dibromomethane	ND		1.0	ug/L		ND				20
1,2-Dichlorobenzene	ND		1.0	ug/L		ND				20
1,4-Dichlorobenzene	ND		1.0	ug/L		ND				20

The results in this report apply to the samples analyzed in accordance with the chain of custody document. This analytical report must be reproduced in its entirety.

Rabecka Koons

Rabecka Koons, Quality Assurance Officer

Project: GUDE LANDFILL

Report revised to include acrylonitrile. Consolidated report to include all results for all work orders listed on pages 2-4.

Project Number: 1556404

Project Manager: Laura Oakes

Reported:

09/24/21 11:41

Volatile Organics by EPA 8260B (GC/MS) - Quality Control

Analyte	Result	Notes	Reporting Limit	Units	Spike Level	Source Result	%REC	%REC Limits	RPD	RPD Limit
---------	--------	-------	-----------------	-------	-------------	---------------	------	-------------	-----	-----------

Batch B109175 - GCMS-WATER-VOLATILES

Duplicate (B109175-DUP1)	Source: 1090326-03	Prepared & Analyzed: 09/11/21			
trans-1,4-Dichloro-2-butene	ND	1.0 ug/L	ND	20	
1,1-Dichloroethane	1.5	1.0 ug/L	1.5	0.7	20
1,2-Dichloroethane	ND	1.0 ug/L	ND	20	
1,1-Dichloroethene	1.5	1.0 ug/L	1.5	4	20
cis-1,2-Dichloroethene	ND	1.0 ug/L	ND	20	
trans-1,2-Dichloroethene	ND	1.0 ug/L	ND	20	
1,2-Dichloropropane	ND	1.0 ug/L	ND	20	
1,3-Dichloropropane	ND	1.0 ug/L	ND	20	
2,2-Dichloropropane	ND	1.0 ug/L	ND	20	
1,1-Dichloropropene	ND	1.0 ug/L	ND	20	
cis-1,3-Dichloropropene	ND	1.0 ug/L	ND	20	
trans-1,3-Dichloropropene	ND	1.0 ug/L	ND	20	
Ethyl methacrylate	ND	5.0 ug/L	ND	20	
Ethylbenzene	ND	1.0 ug/L	ND	20	
2-Hexanone	ND	5.0 ug/L	ND	20	
Isobutanol	ND	100 ug/L	ND	20	
Iodomethane	ND	1.0 ug/L	ND	20	
Methyl tert-butyl ether (MTBE)	ND	1.0 ug/L	ND	20	
4-Methyl-2-pentanone	ND	5.0 ug/L	ND	20	
Methylene chloride	ND	1.0 ug/L	ND	20	
Methyl methacrylate	ND	5.0 ug/L	ND	20	
Styrene	ND	1.0 ug/L	ND	20	
1,1,1,2-Tetrachloroethane	ND	1.0 ug/L	ND	20	
1,1,2,2-Tetrachloroethane	ND	1.0 ug/L	ND	20	
Tetrachloroethene	ND	1.0 ug/L	ND	20	
Toluene	ND	1.0 ug/L	ND	20	
1,1,1-Trichloroethane	ND	1.0 ug/L	ND	20	
1,1,2-Trichloroethane	ND	1.0 ug/L	ND	20	
Trichloroethene	ND	1.0 ug/L	ND	20	
Trichlorofluoromethane (Freon 11)	ND	1.0 ug/L	ND	20	
1,2,3-Trichloropropane	ND	1.0 ug/L	ND	20	

The results in this report apply to the samples analyzed in accordance with the chain of custody document. This analytical report must be reproduced in its entirety.



Rabecka Koons, Quality Assurance Officer

Project: GUDE LANDFILL

Project Number: 1556404
Project Manager: Laura Oakes

Report revised to include acrylonitrile. Consolidated report to include all results for all work orders listed on pages 2-4.

Reported:
09/24/21 11:41

Volatile Organics by EPA 8260B (GC/MS) - Quality Control

Analyte	Result	Notes	Reporting Limit	Units	Spike Level	Source Result	%REC	%REC Limits	RPD	RPD Limit
---------	--------	-------	-----------------	-------	-------------	---------------	------	-------------	-----	-----------

Batch B109175 - GCMS-WATER-VOLATILES

Duplicate (B109175-DUP1)		Source: 1090326-03			Prepared & Analyzed: 09/11/21					
Vinyl acetate	ND		1.0	ug/L		ND				20
Vinyl chloride	ND		1.0	ug/L		ND				20
o-Xylene	7.2		1.0	ug/L		7.3			2	20
m- & p-Xylenes	ND		1.0	ug/L		ND				20
Surrogate: 1,2-Dichloroethane-d4	51.43			ug/L	50.0		103	70-130		
Surrogate: Toluene-d8	52.65			ug/L	50.0		105	75-120		
Surrogate: 4-Bromofluorobenzene	47.48			ug/L	50.0		95	75-120		

Matrix Spike (B109175-MS1)		Source: 1090326-04			Prepared & Analyzed: 09/11/21					
Acetone	8.2		5.0	ug/L	10.0	1.5	67	60-120		
Benzene	9.4		1.0	ug/L	10.0	ND	94	60-120		
Bromochloromethane	8.9		1.0	ug/L	10.0	ND	89	60-120		
Bromodichloromethane	7.9		1.0	ug/L	10.0	ND	79	60-120		
Bromoform	6.9		1.0	ug/L	10.0	ND	69	60-120		
Bromomethane	12.0		1.0	ug/L	10.0	ND	120	60-120		
2-Butanone (MEK)	7.3		5.0	ug/L	10.0	ND	73	60-120		
Carbon disulfide	8.3		1.0	ug/L	10.0	ND	83	60-120		
Carbon tetrachloride	8.2		1.0	ug/L	10.0	ND	82	60-120		
Chlorobenzene	9.2		1.0	ug/L	10.0	ND	92	60-120		
Chloroethane	9.1		1.0	ug/L	10.0	ND	91	60-120		
Chloroform	8.7		1.0	ug/L	10.0	ND	87	60-120		
Chloromethane	8.7		1.0	ug/L	10.0	ND	87	60-120		
Dibromochloromethane	8.0		1.0	ug/L	10.0	ND	80	60-120		
1,2-Dibromo-3-chloropropane	6.7		1.0	ug/L	10.0	ND	67	60-120		
1,2-Dibromoethane (EDB)	8.7		1.0	ug/L	10.0	ND	87	60-120		
Dibromomethane	8.5		1.0	ug/L	10.0	ND	85	60-120		
1,2-Dichlorobenzene	8.7		1.0	ug/L	10.0	ND	87	60-120		
1,4-Dichlorobenzene	8.7		1.0	ug/L	10.0	ND	87	60-120		
1,1-Dichloroethane	8.7		1.0	ug/L	10.0	ND	87	60-120		
1,2-Dichloroethane	9.3		1.0	ug/L	10.0	ND	93	60-120		
1,1-Dichloroethene	8.5		1.0	ug/L	10.0	ND	85	60-120		
cis-1,2-Dichloroethene	8.7		1.0	ug/L	10.0	ND	87	60-120		



Rabecka Koons, Quality Assurance Officer

The results in this report apply to the samples analyzed in accordance with the chain of custody document. This analytical report must be reproduced in its entirety.

Project: GUDE LANDFILL

Project Number: 1556404
Project Manager: Laura Oakes

Report revised to include acrylonitrile. Consolidated report to include all results for all work orders listed on pages 2-4.
Reported:

09/24/21 11:41

Volatile Organics by EPA 8260B (GC/MS) - Quality Control

Analyte	Result	Notes	Reporting Limit	Units	Spike Level	Source Result	%REC	%REC Limits	RPD	RPD Limit
---------	--------	-------	-----------------	-------	-------------	---------------	------	-------------	-----	-----------

Batch B109175 - GCMS-WATER-VOLATILES

Matrix Spike (B109175-MS1)	Source: 1090326-04	Prepared & Analyzed: 09/11/21
trans-1,2-Dichloroethene	8.6	1.0 ug/L 10.0 ND 86 60-120
1,2-Dichloropropane	8.8	1.0 ug/L 10.0 ND 88 60-120
1,3-Dichloropropane	9.1	1.0 ug/L 10.0 ND 91 60-120
2,2-Dichloropropane	9.8	1.0 ug/L 10.0 ND 98 60-120
1,1-Dichloropropene	8.2	1.0 ug/L 10.0 ND 82 60-120
cis-1,3-Dichloropropene	8.2	1.0 ug/L 10.0 ND 82 60-120
trans-1,3-Dichloropropene	8.1	1.0 ug/L 10.0 ND 81 60-120
Ethylbenzene	9.1	1.0 ug/L 10.0 ND 91 60-120
2-Hexanone	7.0	5.0 ug/L 10.0 ND 70 60-120
Methyl tert-butyl ether (MTBE)	8.2	1.0 ug/L 10.0 ND 82 60-120
4-Methyl-2-pentanone	7.7	5.0 ug/L 10.0 ND 77 60-120
Methylene chloride	8.8	1.0 ug/L 10.0 ND 88 60-120
Methyl methacrylate	7.0	5.0 ug/L 10.0 ND 70 60-120
Styrene	8.1	1.0 ug/L 10.0 ND 81 60-120
1,1,1,2-Tetrachloroethane	8.2	1.0 ug/L 10.0 ND 82 60-120
1,1,2,2-Tetrachloroethane	8.4	1.0 ug/L 10.0 ND 84 60-120
Tetrachloroethene	8.0	1.0 ug/L 10.0 ND 80 60-120
Toluene	9.2	1.0 ug/L 10.0 ND 92 60-120
1,1,1-Trichloroethane	8.9	1.0 ug/L 10.0 ND 89 60-120
1,1,2-Trichloroethane	8.8	1.0 ug/L 10.0 ND 88 60-120
Trichloroethene	8.5	1.0 ug/L 10.0 ND 85 60-120
Trichlorofluoromethane (Freon 11)	9.2	1.0 ug/L 10.0 ND 92 60-120
1,2,3-Trichloropropane	8.4	1.0 ug/L 10.0 ND 84 60-120
Vinyl acetate	9.0	1.0 ug/L 10.0 ND 90 60-120
Vinyl chloride	8.3	1.0 ug/L 10.0 ND 83 60-120
o-Xylene	8.8	1.0 ug/L 10.0 ND 88 60-120
m- & p-Xylenes	17.3	1.0 ug/L 20.0 ND 87 60-120
Surrogate: 1,2-Dichloroethane-d4	51.51	ug/L 50.0 103 70-130
Surrogate: Toluene-d8	51.82	ug/L 50.0 104 75-120
Surrogate: 4-Bromofluorobenzene	47.19	ug/L 50.0 94 75-120



Rabecka Koons, Quality Assurance Officer

The results in this report apply to the samples analyzed in accordance with the chain of custody document. This analytical report must be reproduced in its entirety.

Project: GUDE LANDFILL

Report revised to include acrylonitrile. Consolidated report to include all results for all work orders listed on pages 2-4.

Project Number: 1556404
Project Manager: Laura Oakes

Reported:
09/24/21 11:41

Volatile Organics by EPA 8260B (GC/MS) - Quality Control

Analyte	Result	Notes	Reporting Limit	Units	Spike Level	Source Result	%REC	%REC Limits	RPD	RPD Limit
---------	--------	-------	-----------------	-------	-------------	---------------	------	-------------	-----	-----------

Batch B109176 - GCMS-WATER-VOLATILES

Blank (B109176-BLK1)

Prepared & Analyzed: 09/10/21

Acetone	ND		5.0	ug/L						
Acrylonitrile	ND		5.0	ug/L						
Allyl chloride (3-Chloropropylene)	ND		1.0	ug/L						
Benzene	ND		1.0	ug/L						
Bromochloromethane	ND		1.0	ug/L						
Bromodichloromethane	ND		1.0	ug/L						
Bromoform	ND		1.0	ug/L						
Bromomethane	ND		1.0	ug/L						
2-Butanone (MEK)	ND		5.0	ug/L						
Carbon disulfide	ND		1.0	ug/L						
Carbon tetrachloride	ND		1.0	ug/L						
Chlorobenzene	ND		1.0	ug/L						
Chloroethane	ND		1.0	ug/L						
Chloroform	ND		1.0	ug/L						
Chloromethane	ND		1.0	ug/L						
Chloroprene	ND		1.0	ug/L						
Dibromochloromethane	ND		1.0	ug/L						
1,2-Dibromo-3-chloropropane	ND		1.0	ug/L						
1,2-Dibromoethane (EDB)	ND		1.0	ug/L						
Dibromomethane	ND		1.0	ug/L						
1,2-Dichlorobenzene	ND		1.0	ug/L						
1,4-Dichlorobenzene	ND		1.0	ug/L						
trans-1,4-Dichloro-2-butene	ND		1.0	ug/L						
1,1-Dichloroethane	ND		1.0	ug/L						
1,2-Dichloroethane	ND		1.0	ug/L						
1,1-Dichloroethene	ND		1.0	ug/L						
cis-1,2-Dichloroethene	ND		1.0	ug/L						
trans-1,2-Dichloroethene	ND		1.0	ug/L						
1,2-Dichloropropane	ND		1.0	ug/L						
1,3-Dichloropropane	ND		1.0	ug/L						
2,2-Dichloropropane	ND		1.0	ug/L						

The results in this report apply to the samples analyzed in accordance with the chain of custody document. This analytical report must be reproduced in its entirety.



Rabecka Koons, Quality Assurance Officer

Project: GUDE LANDFILL

Report revised to include acrylonitrile. Consolidated report to include all results for all work orders listed on pages 2-4.

Project Number: 1556404

Project Manager: Laura Oakes

Reported:

09/24/21 11:41

Volatile Organics by EPA 8260B (GC/MS) - Quality Control

Analyte	Result	Notes	Reporting Limit	Units	Spike Level	Source Result	%REC	%REC Limits	RPD	RPD Limit
---------	--------	-------	-----------------	-------	-------------	---------------	------	-------------	-----	-----------

Batch B109176 - GCMS-WATER-VOLATILES

Blank (B109176-BLK1)

Prepared & Analyzed: 09/10/21

1,1-Dichloropropene	ND		1.0	ug/L						
cis-1,3-Dichloropropene	ND		1.0	ug/L						
trans-1,3-Dichloropropene	ND		1.0	ug/L						
Ethyl methacrylate	ND		5.0	ug/L						
Ethylbenzene	ND		1.0	ug/L						
2-Hexanone	ND		5.0	ug/L						
Isobutanol	ND		100	ug/L						
Iodomethane	ND		1.0	ug/L						
Methyl tert-butyl ether (MTBE)	ND		1.0	ug/L						
4-Methyl-2-pentanone	ND		5.0	ug/L						
Methylene chloride	ND		1.0	ug/L						
Methyl methacrylate	ND		5.0	ug/L						
Styrene	ND		1.0	ug/L						
1,1,1,2-Tetrachloroethane	ND		1.0	ug/L						
1,1,2,2-Tetrachloroethane	ND		1.0	ug/L						
Tetrachloroethene	ND		1.0	ug/L						
Toluene	ND		1.0	ug/L						
1,1,1-Trichloroethane	ND		1.0	ug/L						
1,1,2-Trichloroethane	ND		1.0	ug/L						
Trichloroethene	ND		1.0	ug/L						
Trichlorofluoromethane (Freon 11)	ND		1.0	ug/L						
1,2,3-Trichloropropane	ND		1.0	ug/L						
Vinyl acetate	ND		1.0	ug/L						
Vinyl chloride	ND		1.0	ug/L						
o-Xylene	ND		1.0	ug/L						
m- & p-Xylenes	ND		1.0	ug/L						
Surrogate: 1,2-Dichloroethane-d4	54.87			ug/L	50.0		110	70-130		
Surrogate: Toluene-d8	56.65			ug/L	50.0		113	75-120		
Surrogate: 4-Bromofluorobenzene	45.85			ug/L	50.0		92	75-120		

Rabecka Koons

The results in this report apply to the samples analyzed in accordance with the chain of custody document. This analytical report must be reproduced in its entirety.

Rabecka Koons, Quality Assurance Officer

Project: GUDE LANDFILL

Report revised to include acrylonitrile. Consolidated report to include all results for all work orders listed on pages 2-4.

Project Number: 1556404

Project Manager: Laura Oakes

Reported:

09/24/21 11:41

Volatile Organics by EPA 8260B (GC/MS) - Quality Control

Analyte	Result	Notes	Reporting Limit	Units	Spike Level	Source Result	%REC	%REC Limits	RPD	RPD Limit
---------	--------	-------	-----------------	-------	-------------	---------------	------	-------------	-----	-----------

Batch B109176 - GCMS-WATER-VOLATILES

LCS (B109176-BS1)

Prepared & Analyzed: 09/10/21

Acetone	9.4		5.0	ug/L	10.0		94	50-150		
Acrylonitrile	4.5	J	5.0	ug/L	5.00		90	50-150		
Benzene	4.6		1.0	ug/L	5.00		91	50-150		
Bromochloromethane	5.0		1.0	ug/L	5.00		100	50-150		
Bromodichloromethane	4.5		1.0	ug/L	5.00		90	50-150		
Bromoform	5.0		1.0	ug/L	5.00		100	50-150		
Bromomethane	5.2		1.0	ug/L	5.00		105	50-150		
2-Butanone (MEK)	5.9		5.0	ug/L	10.0		59	50-150		
Carbon disulfide	5.2		1.0	ug/L	5.00		104	50-150		
Carbon tetrachloride	4.9		1.0	ug/L	5.00		98	50-150		
Chlorobenzene	5.4		1.0	ug/L	5.00		107	50-150		
Chloroethane	4.4		1.0	ug/L	5.00		88	50-150		
Chloroform	4.7		1.0	ug/L	5.00		93	50-150		
Chloromethane	4.3		1.0	ug/L	5.00		86	50-150		
Dibromochloromethane	4.9		1.0	ug/L	5.00		98	50-150		
1,2-Dibromo-3-chloropropane	7.4		1.0	ug/L	5.00		148	50-150		
1,2-Dibromoethane (EDB)	5.2		1.0	ug/L	5.00		104	50-150		
Dibromomethane	4.8		1.0	ug/L	5.00		97	50-150		
1,2-Dichlorobenzene	6.2		1.0	ug/L	5.00		124	50-150		
1,4-Dichlorobenzene	6.2		1.0	ug/L	5.00		125	50-150		
1,1-Dichloroethane	4.6		1.0	ug/L	5.00		91	50-150		
1,2-Dichloroethane	4.4		1.0	ug/L	5.00		88	50-150		
1,1-Dichloroethene	5.0		1.0	ug/L	5.00		100	50-150		
cis-1,2-Dichloroethene	4.6		1.0	ug/L	5.00		91	50-150		
trans-1,2-Dichloroethene	4.8		1.0	ug/L	5.00		96	50-150		
1,2-Dichloropropane	4.6		1.0	ug/L	5.00		92	50-150		
1,3-Dichloropropane	5.3		1.0	ug/L	5.00		106	50-150		
2,2-Dichloropropane	4.6		1.0	ug/L	5.00		91	50-150		
1,1-Dichloropropene	4.7		1.0	ug/L	5.00		94	50-150		
cis-1,3-Dichloropropene	4.7		1.0	ug/L	5.00		94	50-150		
trans-1,3-Dichloropropene	4.9		1.0	ug/L	5.00		99	50-150		

Rabecka Koons

Rabecka Koons, Quality Assurance Officer

The results in this report apply to the samples analyzed in accordance with the chain of custody document. This analytical report must be reproduced in its entirety.

Project: GUDE LANDFILL

Project Number: 1556404
Project Manager: Laura Oakes

Report revised to include acrylonitrile. Consolidated report to include all results for all work orders listed on pages 2-4.

Reported:
09/24/21 11:41

Volatile Organics by EPA 8260B (GC/MS) - Quality Control

Analyte	Result	Notes	Reporting Limit	Units	Spike Level	Source Result	%REC	%REC Limits	RPD	RPD Limit
---------	--------	-------	-----------------	-------	-------------	---------------	------	-------------	-----	-----------

Batch B109176 - GCMS-WATER-VOLATILES

LCS (B109176-BS1)

Prepared & Analyzed: 09/10/21

Ethylbenzene	5.3		1.0	ug/L	5.00		107	50-150		
2-Hexanone	10.2		5.0	ug/L	10.0		102	50-150		
Methyl tert-butyl ether (MTBE)	4.2		1.0	ug/L	5.00		83	50-150		
4-Methyl-2-pentanone	10.2		5.0	ug/L	10.0		102	50-150		
Methylene chloride	5.1		1.0	ug/L	5.00		102	0-200		
Methyl methacrylate	4.8	J	5.0	ug/L	5.00		97	50-150		
Styrene	5.2		1.0	ug/L	5.00		104	50-150		
1,1,1,2-Tetrachloroethane	5.1		1.0	ug/L	5.00		103	50-150		
1,1,2,2-Tetrachloroethane	5.9		1.0	ug/L	5.00		118	50-150		
Tetrachloroethene	5.5		1.0	ug/L	5.00		110	50-150		
Toluene	5.3		1.0	ug/L	5.00		107	50-150		
1,1,1-Trichloroethane	4.5		1.0	ug/L	5.00		90	50-150		
1,1,2-Trichloroethane	5.3		1.0	ug/L	5.00		105	50-150		
Trichloroethene	4.6		1.0	ug/L	5.00		92	50-150		
Trichlorofluoromethane (Freon 11)	4.9		1.0	ug/L	5.00		98	50-150		
1,2,3-Trichloropropane	5.9		1.0	ug/L	5.00		119	50-150		
Vinyl acetate	3.4		1.0	ug/L	5.00		67	50-150		
Vinyl chloride	4.7		1.0	ug/L	5.00		94	50-150		
o-Xylene	5.1		1.0	ug/L	5.00		102	50-150		
m- & p-Xylenes	10.4		1.0	ug/L	10.0		104	50-150		
Surrogate: 1,2-Dichloroethane-d4	52.10			ug/L	50.0		104	70-130		
Surrogate: Toluene-d8	56.60			ug/L	50.0		113	75-120		
Surrogate: 4-Bromofluorobenzene	47.55			ug/L	50.0		95	75-120		

Duplicate (B109176-DUP1)

Source: 1090717-08

Prepared & Analyzed: 09/11/21

Acetone	ND		5.0	ug/L		ND				20
Acrylonitrile	ND		5.0	ug/L		ND				15
Allyl chloride (3-Chloropropylene)	ND		1.0	ug/L		ND				20
Benzene	ND		1.0	ug/L		ND				20
Bromochloromethane	ND		1.0	ug/L		ND				20
Bromodichloromethane	ND		1.0	ug/L		ND				20
Bromoform	ND		1.0	ug/L		ND				20

The results in this report apply to the samples analyzed in accordance with the chain of custody document. This analytical report must be reproduced in its entirety.

Rabecka Koons

Rabecka Koons, Quality Assurance Officer

Project: GUDE LANDFILL

Project Number: 1556404
Project Manager: Laura Oakes

Report revised to include acrylonitrile. Consolidated report to include all results for all work orders listed on pages 2-4.
Reported:

09/24/21 11:41

Volatile Organics by EPA 8260B (GC/MS) - Quality Control

Analyte	Result	Notes	Reporting Limit	Units	Spike Level	Source Result	%REC	%REC Limits	RPD	RPD Limit
---------	--------	-------	-----------------	-------	-------------	---------------	------	-------------	-----	-----------

Batch B109176 - GCMS-WATER-VOLATILES

Duplicate (B109176-DUP1)	Source: 1090717-08	Prepared & Analyzed: 09/11/21			
Bromomethane	ND	1.0 ug/L	ND	20	
2-Butanone (MEK)	ND	5.0 ug/L	ND	20	
Carbon disulfide	ND	1.0 ug/L	ND	20	
Carbon tetrachloride	ND	1.0 ug/L	ND	20	
Chlorobenzene	ND	1.0 ug/L	ND	20	
Chloroethane	ND	1.0 ug/L	ND	20	
Chloroform	ND	1.0 ug/L	ND	20	
Chloromethane	ND	1.0 ug/L	ND	20	
Chloroprene	ND	1.0 ug/L	ND	20	
Dibromochloromethane	ND	1.0 ug/L	ND	20	
1,2-Dibromo-3-chloropropane	ND	1.0 ug/L	ND	20	
1,2-Dibromoethane (EDB)	ND	1.0 ug/L	ND	20	
Dibromomethane	ND	1.0 ug/L	ND	20	
1,2-Dichlorobenzene	ND	1.0 ug/L	ND	20	
1,4-Dichlorobenzene	ND	1.0 ug/L	ND	20	
trans-1,4-Dichloro-2-butene	ND	1.0 ug/L	ND	20	
1,1-Dichloroethane	ND	1.0 ug/L	ND	20	
1,2-Dichloroethane	ND	1.0 ug/L	ND	20	
1,1-Dichloroethene	ND	1.0 ug/L	ND	20	
cis-1,2-Dichloroethene	2.4	1.0 ug/L	2.5	7	20
trans-1,2-Dichloroethene	ND	1.0 ug/L	ND	20	
1,2-Dichloropropane	ND	1.0 ug/L	ND	20	
1,3-Dichloropropane	ND	1.0 ug/L	ND	20	
2,2-Dichloropropane	ND	1.0 ug/L	ND	20	
1,1-Dichloropropene	ND	1.0 ug/L	ND	20	
cis-1,3-Dichloropropene	ND	1.0 ug/L	ND	20	
trans-1,3-Dichloropropene	ND	1.0 ug/L	ND	20	
Ethyl methacrylate	ND	5.0 ug/L	ND	20	
Ethylbenzene	ND	1.0 ug/L	ND	20	
2-Hexanone	ND	5.0 ug/L	ND	20	
Isobutanol	ND	100 ug/L	ND	20	



Rabecka Koons, Quality Assurance Officer

The results in this report apply to the samples analyzed in accordance with the chain of custody document. This analytical report must be reproduced in its entirety.

Project: GUDE LANDFILL

Project Number: 1556404
Project Manager: Laura Oakes

Report revised to include acrylonitrile. Consolidated report to include all results for all work orders listed on pages 2-4.

Reported:
09/24/21 11:41

Volatile Organics by EPA 8260B (GC/MS) - Quality Control

Analyte	Result	Notes	Reporting Limit	Units	Spike Level	Source Result	%REC	%REC Limits	RPD	RPD Limit
---------	--------	-------	-----------------	-------	-------------	---------------	------	-------------	-----	-----------

Batch B109176 - GCMS-WATER-VOLATILES

Duplicate (B109176-DUP1)		Source: 1090717-08			Prepared & Analyzed: 09/11/21		
Iodomethane	ND		1.0	ug/L	ND		20
Methyl tert-butyl ether (MTBE)	ND		1.0	ug/L	ND		20
4-Methyl-2-pentanone	ND		5.0	ug/L	ND		20
Methylene chloride	ND		1.0	ug/L	ND		20
Methyl methacrylate	ND		5.0	ug/L	ND		20
Styrene	ND		1.0	ug/L	ND		20
1,1,1,2-Tetrachloroethane	ND		1.0	ug/L	ND		20
1,1,2,2-Tetrachloroethane	ND		1.0	ug/L	ND		20
Tetrachloroethene	2.3		1.0	ug/L	2.4	4	20
Toluene	ND		1.0	ug/L	ND		20
1,1,1-Trichloroethane	ND		1.0	ug/L	ND		20
1,1,2-Trichloroethane	ND		1.0	ug/L	ND		20
Trichloroethene	ND		1.0	ug/L	ND		20
Trichlorofluoromethane (Freon 11)	ND		1.0	ug/L	ND		20
1,2,3-Trichloropropane	ND		1.0	ug/L	ND		20
Vinyl acetate	ND		1.0	ug/L	ND		20
Vinyl chloride	ND		1.0	ug/L	ND		20
o-Xylene	ND		1.0	ug/L	ND		20
m- & p-Xylenes	ND		1.0	ug/L	ND		20
<i>Surrogate: 1,2-Dichloroethane-d4</i>	<i>53.94</i>			<i>ug/L</i>	<i>50.0</i>	<i>108</i>	<i>70-130</i>
<i>Surrogate: Toluene-d8</i>	<i>56.24</i>			<i>ug/L</i>	<i>50.0</i>	<i>112</i>	<i>75-120</i>
<i>Surrogate: 4-Bromofluorobenzene</i>	<i>46.49</i>			<i>ug/L</i>	<i>50.0</i>	<i>93</i>	<i>75-120</i>

Matrix Spike (B109176-MS1)		Source: 1090717-09			Prepared & Analyzed: 09/11/21			
Acetone	11.3		5.0	ug/L	10.0	ND	113	60-120
Benzene	9.7		1.0	ug/L	10.0	ND	97	60-120
Bromochloromethane	10.0		1.0	ug/L	10.0	ND	100	60-120
Bromodichloromethane	9.6		1.0	ug/L	10.0	ND	96	60-120
Bromoform	10.1		1.0	ug/L	10.0	ND	101	60-120
Bromomethane	11.4		1.0	ug/L	10.0	ND	114	60-120
2-Butanone (MEK)	8.6		5.0	ug/L	10.0	ND	86	60-120
Carbon disulfide	9.8		1.0	ug/L	10.0	ND	98	60-120

The results in this report apply to the samples analyzed in accordance with the chain of custody document. This analytical report must be reproduced in its entirety.



Rabecka Koons, Quality Assurance Officer

Project: GUDE LANDFILL

Report revised to include acrylonitrile. Consolidated report to include all results for all work orders listed on pages 2-4.

Project Number: 1556404

Project Manager: Laura Oakes

Reported:

09/24/21 11:41

Volatile Organics by EPA 8260B (GC/MS) - Quality Control

Analyte	Result	Notes	Reporting Limit	Units	Spike Level	Source Result	%REC	%REC Limits	RPD	RPD Limit
---------	--------	-------	-----------------	-------	-------------	---------------	------	-------------	-----	-----------

Batch B109176 - GCMS-WATER-VOLATILES

Matrix Spike (B109176-MS1)

Source: 1090717-09

Prepared & Analyzed: 09/11/21

Carbon tetrachloride	9.8		1.0	ug/L	10.0	ND	98	60-120		
Chlorobenzene	10.6		1.0	ug/L	10.0	ND	106	60-120		
Chloroethane	10.2		1.0	ug/L	10.0	ND	102	60-120		
Chloroform	10.0		1.0	ug/L	10.0	ND	100	60-120		
Chloromethane	10.4		1.0	ug/L	10.0	ND	104	60-120		
Dibromochloromethane	10.8		1.0	ug/L	10.0	ND	108	60-120		
1,2-Dibromo-3-chloropropane	12.0		1.0	ug/L	10.0	ND	120	60-120		
1,2-Dibromoethane (EDB)	11.0		1.0	ug/L	10.0	ND	110	60-120		
Dibromomethane	9.7		1.0	ug/L	10.0	ND	97	60-120		
1,2-Dichlorobenzene	11.0		1.0	ug/L	10.0	ND	110	60-120		
1,4-Dichlorobenzene	9.8		1.0	ug/L	10.0	ND	98	60-120		
1,1-Dichloroethane	9.8		1.0	ug/L	10.0	ND	98	60-120		
1,2-Dichloroethane	9.4		1.0	ug/L	10.0	ND	94	60-120		
1,1-Dichloroethene	10.1		1.0	ug/L	10.0	ND	101	60-120		
cis-1,2-Dichloroethene	12.6		1.0	ug/L	10.0	2.8	98	60-120		
trans-1,2-Dichloroethene	9.6		1.0	ug/L	10.0	ND	96	60-120		
1,2-Dichloropropane	9.5		1.0	ug/L	10.0	ND	95	60-120		
1,3-Dichloropropane	11.3		1.0	ug/L	10.0	ND	113	60-120		
2,2-Dichloropropane	8.6		1.0	ug/L	10.0	ND	86	60-120		
1,1-Dichloropropene	8.8		1.0	ug/L	10.0	ND	88	60-120		
cis-1,3-Dichloropropene	10.3		1.0	ug/L	10.0	ND	103	60-120		
trans-1,3-Dichloropropene	9.7		1.0	ug/L	10.0	ND	97	60-120		
Ethylbenzene	10.2		1.0	ug/L	10.0	ND	102	60-120		
2-Hexanone	10.6		5.0	ug/L	10.0	ND	106	60-120		
Methyl tert-butyl ether (MTBE)	9.3		1.0	ug/L	10.0	ND	93	60-120		
4-Methyl-2-pentanone	10.5		5.0	ug/L	10.0	ND	105	60-120		
Methylene chloride	9.9		1.0	ug/L	10.0	ND	99	60-120		
Methyl methacrylate	7.9		5.0	ug/L	10.0	ND	79	60-120		
Styrene	10.2		1.0	ug/L	10.0	ND	102	60-120		
1,1,1,2-Tetrachloroethane	10.7		1.0	ug/L	10.0	ND	107	60-120		
1,1,2,2-Tetrachloroethane	11.3		1.0	ug/L	10.0	ND	113	60-120		

Rabecka Koons

The results in this report apply to the samples analyzed in accordance with the chain of custody document. This analytical report must be reproduced in its entirety.

Rabecka Koons, Quality Assurance Officer

Project: GUDE LANDFILL

Project Number: 1556404
Project Manager: Laura Oakes

Report revised to include acrylonitrile. Consolidated report to include all results for all work orders listed on pages 2-4.
Reported:

09/24/21 11:41

Volatile Organics by EPA 8260B (GC/MS) - Quality Control

Analyte	Result	Notes	Reporting Limit	Units	Spike Level	Source Result	%REC	%REC Limits	RPD	RPD Limit
---------	--------	-------	-----------------	-------	-------------	---------------	------	-------------	-----	-----------

Batch B109176 - GCMS-WATER-VOLATILES

Matrix Spike (B109176-MS1)	Source: 1090717-09	Prepared & Analyzed: 09/11/21
Tetrachloroethene	10.7	1.0 ug/L 10.0 1.9 88 60-120
Toluene	10.8	1.0 ug/L 10.0 ND 108 60-120
1,1,1-Trichloroethane	9.6	1.0 ug/L 10.0 ND 96 60-120
1,1,2-Trichloroethane	11.1	1.0 ug/L 10.0 ND 111 60-120
Trichloroethene	9.9	1.0 ug/L 10.0 ND 99 60-120
Trichlorofluoromethane (Freon 11)	10.0	1.0 ug/L 10.0 ND 100 60-120
1,2,3-Trichloropropane	11.7	1.0 ug/L 10.0 ND 117 60-120
Vinyl acetate	7.8	1.0 ug/L 10.0 ND 78 60-120
Vinyl chloride	10.5	1.0 ug/L 10.0 ND 105 60-120
o-Xylene	10.4	1.0 ug/L 10.0 ND 104 60-120
m- & p-Xylenes	19.7	1.0 ug/L 20.0 ND 98 60-120
Surrogate: 1,2-Dichloroethane-d4	53.52	ug/L 50.0 107 70-130
Surrogate: Toluene-d8	56.54	ug/L 50.0 113 75-120
Surrogate: 4-Bromofluorobenzene	47.69	ug/L 50.0 95 75-120

Batch B109316 - GCMS-WATER-VOLATILES

Blank (B109316-BLK1)	Prepared & Analyzed: 09/17/21
Acetone	ND 5.0 ug/L
Acrylonitrile	ND 5.0 ug/L
Allyl chloride (3-Chloropropylene)	ND 1.0 ug/L
Benzene	ND 1.0 ug/L
Bromochloromethane	ND 1.0 ug/L
Bromodichloromethane	ND 1.0 ug/L
Bromoform	ND 1.0 ug/L
Bromomethane	ND 1.0 ug/L
2-Butanone (MEK)	ND 5.0 ug/L
Carbon disulfide	ND 1.0 ug/L
Carbon tetrachloride	ND 1.0 ug/L
Chlorobenzene	ND 1.0 ug/L
Chloroethane	ND 1.0 ug/L
Chloroform	ND 1.0 ug/L



The results in this report apply to the samples analyzed in accordance with the chain of custody document. This analytical report must be reproduced in its entirety.

Rabecka Koons, Quality Assurance Officer

Project: GUDE LANDFILL

Project Number: 1556404
Project Manager: Laura Oakes

Report revised to include acrylonitrile. Consolidated report to include all results for all work orders listed on pages 2-4.

Reported:
09/24/21 11:41

Volatile Organics by EPA 8260B (GC/MS) - Quality Control

Analyte	Result	Notes	Reporting Limit	Units	Spike Level	Source Result	%REC	%REC Limits	RPD	RPD Limit
---------	--------	-------	-----------------	-------	-------------	---------------	------	-------------	-----	-----------

Batch B109316 - GCMS-WATER-VOLATILES

Blank (B109316-BLK1)

Prepared & Analyzed: 09/17/21

Chloromethane	ND		1.0	ug/L						
Chloroprene	ND		1.0	ug/L						
Dibromochloromethane	ND		1.0	ug/L						
1,2-Dibromo-3-chloropropane	ND		1.0	ug/L						
1,2-Dibromoethane (EDB)	ND		1.0	ug/L						
Dibromomethane	ND		1.0	ug/L						
1,2-Dichlorobenzene	ND		1.0	ug/L						
1,4-Dichlorobenzene	ND		1.0	ug/L						
trans-1,4-Dichloro-2-butene	ND		1.0	ug/L						
1,1-Dichloroethane	ND		1.0	ug/L						
1,2-Dichloroethane	ND		1.0	ug/L						
1,1-Dichloroethene	ND		1.0	ug/L						
cis-1,2-Dichloroethene	ND		1.0	ug/L						
trans-1,2-Dichloroethene	ND		1.0	ug/L						
1,2-Dichloropropane	ND		1.0	ug/L						
1,3-Dichloropropane	ND		1.0	ug/L						
2,2-Dichloropropane	ND		1.0	ug/L						
1,1-Dichloropropene	ND		1.0	ug/L						
cis-1,3-Dichloropropene	ND		1.0	ug/L						
trans-1,3-Dichloropropene	ND		1.0	ug/L						
Ethyl methacrylate	ND		5.0	ug/L						
Ethylbenzene	ND		1.0	ug/L						
2-Hexanone	ND		5.0	ug/L						
Isobutanol	ND		100	ug/L						
Iodomethane	ND		1.0	ug/L						
Methyl tert-butyl ether (MTBE)	ND		1.0	ug/L						
4-Methyl-2-pentanone	ND		5.0	ug/L						
Methylene chloride	ND		1.0	ug/L						
Methyl methacrylate	ND		5.0	ug/L						
Styrene	ND		1.0	ug/L						
1,1,1,2-Tetrachloroethane	ND		1.0	ug/L						

The results in this report apply to the samples analyzed in accordance with the chain of custody document. This analytical report must be reproduced in its entirety.



Rabecka Koons, Quality Assurance Officer

Project: GUDE LANDFILL

Project Number: 1556404
Project Manager: Laura Oakes

Report revised to include acrylonitrile. Consolidated report to include all results for all work orders listed on pages 2-4.

Reported:
09/24/21 11:41

Volatile Organics by EPA 8260B (GC/MS) - Quality Control

Analyte	Result	Notes	Reporting Limit	Units	Spike Level	Source Result	%REC	%REC Limits	RPD	RPD Limit
---------	--------	-------	-----------------	-------	-------------	---------------	------	-------------	-----	-----------

Batch B109316 - GCMS-WATER-VOLATILES

Blank (B109316-BLK1)

Prepared & Analyzed: 09/17/21

1,1,2,2-Tetrachloroethane	ND		1.0	ug/L						
Tetrachloroethene	ND		1.0	ug/L						
Toluene	ND		1.0	ug/L						
1,1,1-Trichloroethane	ND		1.0	ug/L						
1,1,2-Trichloroethane	ND		1.0	ug/L						
Trichloroethene	ND		1.0	ug/L						
Trichlorofluoromethane (Freon 11)	ND		1.0	ug/L						
1,2,3-Trichloropropane	ND		1.0	ug/L						
Vinyl acetate	ND		1.0	ug/L						
Vinyl chloride	ND		1.0	ug/L						
o-Xylene	ND		1.0	ug/L						
m- & p-Xylenes	ND		1.0	ug/L						
<i>Surrogate: 1,2-Dichloroethane-d4</i>	53.73			ug/L	50.0		107	70-130		
<i>Surrogate: Toluene-d8</i>	44.71			ug/L	50.0		89	75-120		
<i>Surrogate: 4-Bromofluorobenzene</i>	48.80			ug/L	50.0		98	75-120		

LCS (B109316-BS1)

Prepared & Analyzed: 09/17/21

Acetone	8.3		5.0	ug/L	10.0		83	50-150		
Acrylonitrile	5.4		5.0	ug/L	5.00		107	50-150		
Benzene	5.2		1.0	ug/L	5.00		105	50-150		
Bromochloromethane	5.9		1.0	ug/L	5.00		118	50-150		
Bromodichloromethane	4.4		1.0	ug/L	5.00		88	50-150		
Bromoform	3.6		1.0	ug/L	5.00		71	50-150		
Bromomethane	6.9		1.0	ug/L	5.00		138	50-150		
2-Butanone (MEK)	7.4		5.0	ug/L	10.0		74	50-150		
Carbon disulfide	5.2		1.0	ug/L	5.00		105	50-150		
Carbon tetrachloride	4.8		1.0	ug/L	5.00		96	50-150		
Chlorobenzene	5.5		1.0	ug/L	5.00		110	50-150		
Chloroethane	5.6		1.0	ug/L	5.00		112	50-150		
Chloroform	5.7		1.0	ug/L	5.00		114	50-150		
Chloromethane	4.6		1.0	ug/L	5.00		91	50-150		
Dibromochloromethane	4.2		1.0	ug/L	5.00		84	50-150		

The results in this report apply to the samples analyzed in accordance with the chain of custody document. This analytical report must be reproduced in its entirety.



Rabecka Koons, Quality Assurance Officer

Project: GUDE LANDFILL

Report revised to include acrylonitrile. Consolidated report to include all results for all work orders listed on pages 2-4.

Project Number: 1556404

Project Manager: Laura Oakes

Reported:

09/24/21 11:41

Volatile Organics by EPA 8260B (GC/MS) - Quality Control

Analyte	Result	Notes	Reporting Limit	Units	Spike Level	Source Result	%REC	%REC Limits	RPD	RPD Limit
---------	--------	-------	-----------------	-------	-------------	---------------	------	-------------	-----	-----------

Batch B109316 - GCMS-WATER-VOLATILES

LCS (B109316-BS1)

Prepared & Analyzed: 09/17/21

1,2-Dibromo-3-chloropropane	3.8		1.0	ug/L	5.00		75	50-150		
1,2-Dibromoethane (EDB)	4.6		1.0	ug/L	5.00		92	50-150		
Dibromomethane	4.9		1.0	ug/L	5.00		98	50-150		
1,2-Dichlorobenzene	5.7		1.0	ug/L	5.00		113	50-150		
1,4-Dichlorobenzene	6.0		1.0	ug/L	5.00		119	50-150		
1,1-Dichloroethane	6.0		1.0	ug/L	5.00		120	50-150		
1,2-Dichloroethane	5.0		1.0	ug/L	5.00		101	50-150		
1,1-Dichloroethene	5.1		1.0	ug/L	5.00		102	50-150		
cis-1,2-Dichloroethene	6.0		1.0	ug/L	5.00		120	50-150		
trans-1,2-Dichloroethene	5.8		1.0	ug/L	5.00		116	50-150		
1,2-Dichloropropane	4.8		1.0	ug/L	5.00		95	50-150		
1,3-Dichloropropane	5.1		1.0	ug/L	5.00		101	50-150		
2,2-Dichloropropane	8.1		1.0	ug/L	5.00		162	50-150		
1,1-Dichloropropene	5.1		1.0	ug/L	5.00		102	50-150		
cis-1,3-Dichloropropene	5.3		1.0	ug/L	5.00		106	50-150		
trans-1,3-Dichloropropene	5.2		1.0	ug/L	5.00		104	50-150		
Ethylbenzene	5.7		1.0	ug/L	5.00		114	50-150		
2-Hexanone	7.7		5.0	ug/L	10.0		77	50-150		
Methyl tert-butyl ether (MTBE)	4.7		1.0	ug/L	5.00		93	50-150		
4-Methyl-2-pentanone	8.7		5.0	ug/L	10.0		87	50-150		
Methylene chloride	6.3		1.0	ug/L	5.00		127	0-200		
Methyl methacrylate	3.8	J	5.0	ug/L	5.00		76	50-150		
Styrene	4.8		1.0	ug/L	5.00		96	50-150		
1,1,1,2-Tetrachloroethane	4.6		1.0	ug/L	5.00		92	50-150		
1,1,2,2-Tetrachloroethane	4.7		1.0	ug/L	5.00		95	50-150		
Tetrachloroethene	6.3		1.0	ug/L	5.00		125	50-150		
Toluene	6.1		1.0	ug/L	5.00		122	50-150		
1,1,1-Trichloroethane	4.9		1.0	ug/L	5.00		98	50-150		
1,1,2-Trichloroethane	5.3		1.0	ug/L	5.00		105	50-150		
Trichloroethene	5.1		1.0	ug/L	5.00		102	50-150		
Trichlorofluoromethane (Freon 11)	6.0		1.0	ug/L	5.00		120	50-150		

Rabecka Koons

The results in this report apply to the samples analyzed in accordance with the chain of custody document. This analytical report must be reproduced in its entirety.

Rabecka Koons, Quality Assurance Officer

Project: GUDE LANDFILL

Report revised to include acrylonitrile. Consolidated report to include all results for all work orders listed on pages 2-4.

Project Number: 1556404
Project Manager: Laura Oakes

Reported:
09/24/21 11:41

Volatile Organics by EPA 8260B (GC/MS) - Quality Control

Analyte	Result	Notes	Reporting Limit	Units	Spike Level	Source Result	%REC	%REC Limits	RPD	RPD Limit
---------	--------	-------	-----------------	-------	-------------	---------------	------	-------------	-----	-----------

Batch B109316 - GCMS-WATER-VOLATILES

LCS (B109316-BS1)

Prepared & Analyzed: 09/17/21

1,2,3-Trichloropropane	5.0		1.0	ug/L	5.00		100	50-150		
Vinyl acetate	4.8		1.0	ug/L	5.00		96	50-150		
Vinyl chloride	5.0		1.0	ug/L	5.00		99	50-150		
o-Xylene	5.3		1.0	ug/L	5.00		105	50-150		
m- & p-Xylenes	10.9		1.0	ug/L	10.0		109	50-150		
Surrogate: 1,2-Dichloroethane-d4	52.62			ug/L	50.0		105	70-130		
Surrogate: Toluene-d8	58.73			ug/L	50.0		117	75-120		
Surrogate: 4-Bromofluorobenzene	46.84			ug/L	50.0		94	75-120		

Duplicate (B109316-DUP1)

Source: 1091307-05

Prepared & Analyzed: 09/18/21

Acetone	ND		5.0	ug/L		ND				20
Acrylonitrile	ND		5.0	ug/L		ND				15
Allyl chloride (3-Chloropropylene)	ND		1.0	ug/L		ND				20
Benzene	ND		1.0	ug/L		ND				20
Bromochloromethane	ND		1.0	ug/L		ND				20
Bromodichloromethane	ND		1.0	ug/L		ND				20
Bromoform	ND		1.0	ug/L		ND				20
Bromomethane	ND		1.0	ug/L		ND				20
2-Butanone (MEK)	ND		5.0	ug/L		ND				20
Carbon disulfide	ND		1.0	ug/L		ND				20
Carbon tetrachloride	ND		1.0	ug/L		ND				20
Chlorobenzene	ND		1.0	ug/L		ND				20
Chloroethane	ND		1.0	ug/L		ND				20
Chloroform	ND		1.0	ug/L		ND				20
Chloromethane	ND		1.0	ug/L		ND				20
Chloroprene	ND		1.0	ug/L		ND				20
Dibromochloromethane	ND		1.0	ug/L		ND				20
1,2-Dibromo-3-chloropropane	ND		1.0	ug/L		ND				20
1,2-Dibromoethane (EDB)	ND		1.0	ug/L		ND				20
Dibromomethane	ND		1.0	ug/L		ND				20
1,2-Dichlorobenzene	ND		1.0	ug/L		ND				20
1,4-Dichlorobenzene	ND		1.0	ug/L		ND				20

The results in this report apply to the samples analyzed in accordance with the chain of custody document. This analytical report must be reproduced in its entirety.

Rabecka Koons

Rabecka Koons, Quality Assurance Officer

Project: GUDE LANDFILL

Report revised to include acrylonitrile. Consolidated report to include all results for all work orders listed on pages 2-4.

Project Number: 1556404

Project Manager: Laura Oakes

Reported:

09/24/21 11:41

Volatile Organics by EPA 8260B (GC/MS) - Quality Control

Analyte	Result	Notes	Reporting Limit	Units	Spike Level	Source Result	%REC	%REC Limits	RPD	RPD Limit
---------	--------	-------	-----------------	-------	-------------	---------------	------	-------------	-----	-----------

Batch B109316 - GCMS-WATER-VOLATILES

Duplicate (B109316-DUP1)	Source: 1091307-05	Prepared & Analyzed: 09/18/21			
trans-1,4-Dichloro-2-butene	ND	1.0 ug/L	ND	20	
1,1-Dichloroethane	ND	1.0 ug/L	ND	20	
1,2-Dichloroethane	ND	1.0 ug/L	ND	20	
1,1-Dichloroethene	ND	1.0 ug/L	ND	20	
cis-1,2-Dichloroethene	6.7	1.0 ug/L	5.7	17	20
trans-1,2-Dichloroethene	ND	1.0 ug/L	ND	20	
1,2-Dichloropropane	ND	1.0 ug/L	ND	20	
1,3-Dichloropropane	ND	1.0 ug/L	ND	20	
2,2-Dichloropropane	ND	1.0 ug/L	ND	20	
1,1-Dichloropropene	ND	1.0 ug/L	ND	20	
cis-1,3-Dichloropropene	ND	1.0 ug/L	ND	20	
trans-1,3-Dichloropropene	ND	1.0 ug/L	ND	20	
Ethyl methacrylate	ND	5.0 ug/L	ND	20	
Ethylbenzene	ND	1.0 ug/L	ND	20	
2-Hexanone	ND	5.0 ug/L	ND	20	
Isobutanol	ND	100 ug/L	ND	20	
Iodomethane	ND	1.0 ug/L	ND	20	
Methyl tert-butyl ether (MTBE)	ND	1.0 ug/L	ND	20	
4-Methyl-2-pentanone	ND	5.0 ug/L	ND	20	
Methylene chloride	ND	1.0 ug/L	ND	20	
Methyl methacrylate	ND	5.0 ug/L	ND	20	
Styrene	ND	1.0 ug/L	ND	20	
1,1,1,2-Tetrachloroethane	ND	1.0 ug/L	ND	20	
1,1,2,2-Tetrachloroethane	ND	1.0 ug/L	ND	20	
Tetrachloroethene	36.5	1.0 ug/L	29.5	21	20
Toluene	ND	1.0 ug/L	ND	20	
1,1,1-Trichloroethane	ND	1.0 ug/L	ND	20	
1,1,2-Trichloroethane	ND	1.0 ug/L	ND	20	
Trichloroethene	8.0	1.0 ug/L	7.5	7	20
Trichlorofluoromethane (Freon 11)	ND	1.0 ug/L	ND	20	
1,2,3-Trichloropropane	ND	1.0 ug/L	ND	20	



Rabecka Koons, Quality Assurance Officer

The results in this report apply to the samples analyzed in accordance with the chain of custody document. This analytical report must be reproduced in its entirety.

Project: GUDE LANDFILL

Project Number: 1556404
Project Manager: Laura Oakes

Report revised to include acrylonitrile. Consolidated report to include all results for all work orders listed on pages 2-4.
Reported:

09/24/21 11:41

Volatile Organics by EPA 8260B (GC/MS) - Quality Control

Analyte	Result	Notes	Reporting Limit	Units	Spike Level	Source Result	%REC	%REC Limits	RPD	RPD Limit
---------	--------	-------	-----------------	-------	-------------	---------------	------	-------------	-----	-----------

Batch B109316 - GCMS-WATER-VOLATILES

Duplicate (B109316-DUP1)		Source: 1091307-05			Prepared & Analyzed: 09/18/21					
Vinyl acetate	ND		1.0	ug/L		ND				20
Vinyl chloride	ND		1.0	ug/L		ND				20
o-Xylene	ND		1.0	ug/L		ND				20
m- & p-Xylenes	ND		1.0	ug/L		ND				20
Surrogate: 1,2-Dichloroethane-d4	47.81			ug/L	50.0		96	70-130		
Surrogate: Toluene-d8	50.54			ug/L	50.0		101	75-120		
Surrogate: 4-Bromofluorobenzene	54.59			ug/L	50.0		109	75-120		

Matrix Spike (B109316-MS1)		Source: 1091420-01			Prepared & Analyzed: 09/18/21					
Acetone	10.1		5.0	ug/L	5.00	1.7	168	60-120		
Benzene	6.1		1.0	ug/L	5.00	ND	122	60-120		
Bromochloromethane	5.1		1.0	ug/L	5.00	ND	102	60-120		
Bromodichloromethane	4.4		1.0	ug/L	5.00	ND	88	60-120		
Bromoform	3.4		1.0	ug/L	5.00	ND	67	60-120		
Bromomethane	6.8		1.0	ug/L	5.00	ND	136	60-120		
2-Butanone (MEK)	8.4		5.0	ug/L	5.00	ND	167	60-120		
Carbon disulfide	5.1		1.0	ug/L	5.00	ND	102	60-120		
Carbon tetrachloride	5.6		1.0	ug/L	5.00	ND	112	60-120		
Chlorobenzene	5.6		1.0	ug/L	5.00	ND	113	60-120		
Chloroethane	5.8		1.0	ug/L	5.00	ND	117	60-120		
Chloroform	5.4		1.0	ug/L	5.00	ND	107	60-120		
Chloromethane	4.7		1.0	ug/L	5.00	ND	94	60-120		
Dibromochloromethane	3.8		1.0	ug/L	5.00	ND	76	60-120		
1,2-Dibromo-3-chloropropane	3.9		1.0	ug/L	5.00	ND	79	60-120		
1,2-Dibromoethane (EDB)	4.6		1.0	ug/L	5.00	ND	92	60-120		
Dibromomethane	5.0		1.0	ug/L	5.00	ND	99	60-120		
1,2-Dichlorobenzene	5.5		1.0	ug/L	5.00	ND	109	60-120		
1,4-Dichlorobenzene	5.8		1.0	ug/L	5.00	ND	116	60-120		
1,1-Dichloroethane	5.5		1.0	ug/L	5.00	ND	110	60-120		
1,2-Dichloroethane	5.7		1.0	ug/L	5.00	ND	114	60-120		
1,1-Dichloroethene	5.1		1.0	ug/L	5.00	ND	102	60-120		
cis-1,2-Dichloroethene	5.0		1.0	ug/L	5.00	ND	99	60-120		

Rabecka Koons

The results in this report apply to the samples analyzed in accordance with the chain of custody document. This analytical report must be reproduced in its entirety.

Rabecka Koons, Quality Assurance Officer

Project: GUDE LANDFILL

Project Number: 1556404
Project Manager: Laura Oakes

Report revised to include acrylonitrile. Consolidated report to include all results for all work orders listed on pages 2-4.

Reported:
09/24/21 11:41

Volatile Organics by EPA 8260B (GC/MS) - Quality Control

Analyte	Result	Notes	Reporting Limit	Units	Spike Level	Source Result	%REC	%REC Limits	RPD	RPD Limit
---------	--------	-------	-----------------	-------	-------------	---------------	------	-------------	-----	-----------

Batch B109316 - GCMS-WATER-VOLATILES

Matrix Spike (B109316-MS1)	Source: 1091420-01		Prepared & Analyzed: 09/18/21							
trans-1,2-Dichloroethene	6.0		1.0	ug/L	5.00	ND	120	60-120		
1,2-Dichloropropane	5.1		1.0	ug/L	5.00	ND	102	60-120		
1,3-Dichloropropane	5.1		1.0	ug/L	5.00	ND	102	60-120		
2,2-Dichloropropane	4.8		1.0	ug/L	5.00	ND	96	60-120		
1,1-Dichloropropene	6.0		1.0	ug/L	5.00	ND	120	60-120		
cis-1,3-Dichloropropene	3.6		1.0	ug/L	5.00	ND	71	60-120		
trans-1,3-Dichloropropene	3.4		1.0	ug/L	5.00	ND	69	60-120		
Ethylbenzene	5.7		1.0	ug/L	5.00	ND	114	60-120		
2-Hexanone	6.9		5.0	ug/L	5.00	ND	137	60-120		
Methyl tert-butyl ether (MTBE)	4.7		1.0	ug/L	5.00	ND	93	60-120		
4-Methyl-2-pentanone	6.8		5.0	ug/L	5.00	ND	136	60-120		
Methylene chloride	5.9		1.0	ug/L	5.00	ND	117	60-120		
Methyl methacrylate	3.8	J	5.0	ug/L	5.00	ND	75	60-120		
Styrene	4.6		1.0	ug/L	5.00	ND	92	60-120		
1,1,1,2-Tetrachloroethane	4.6		1.0	ug/L	5.00	ND	93	60-120		
1,1,2,2-Tetrachloroethane	4.0		1.0	ug/L	5.00	ND	79	60-120		
Tetrachloroethene	5.1		1.0	ug/L	5.00	ND	102	60-120		
Toluene	4.7		1.0	ug/L	5.00	ND	94	60-120		
1,1,1-Trichloroethane	6.0		1.0	ug/L	5.00	ND	120	60-120		
1,1,2-Trichloroethane	4.6		1.0	ug/L	5.00	ND	92	60-120		
Trichloroethene	5.4		1.0	ug/L	5.00	ND	108	60-120		
Trichlorofluoromethane (Freon 11)	6.4		1.0	ug/L	5.00	ND	129	60-120		
1,2,3-Trichloropropane	4.9		1.0	ug/L	5.00	ND	98	60-120		
Vinyl acetate	2.2		1.0	ug/L	5.00	ND	43	60-120		
Vinyl chloride	5.4		1.0	ug/L	5.00	ND	107	60-120		
o-Xylene	5.2		1.0	ug/L	5.00	ND	105	60-120		
m- & p-Xylenes	11.2		1.0	ug/L	10.0	ND	112	60-120		
Surrogate: 1,2-Dichloroethane-d4	58.91			ug/L	50.0		118	70-130		
Surrogate: Toluene-d8	43.19			ug/L	50.0		86	75-120		
Surrogate: 4-Bromofluorobenzene	42.04			ug/L	50.0		84	75-120		

Rabecka Koons

The results in this report apply to the samples analyzed in accordance with the chain of custody document. This analytical report must be reproduced in its entirety.

Rabecka Koons, Quality Assurance Officer

Project: GUDE LANDFILL

Report revised to include acrylonitrile. Consolidated report to include all results for all work orders listed on pages 2-4.

Project Number: 1556404
Project Manager: Laura Oakes

Reported:
09/24/21 11:41

EDB and DBCP by EPA 8011 - Quality Control

Analyte	Result	Notes	Reporting Limit	Units	Spike Level	Source Result	%REC	%REC Limits	RPD	RPD Limit
Batch B109042 - 504.1 EDB/DBCP										
Blank (B109042-BLK1)					Prepared & Analyzed: 09/02/21					
1,2-Dibromo-3-chloropropane	ND		0.050	ug/L						
1,2-Dibromoethane (EDB)	ND		0.020	ug/L						
Blank (B109042-BLK2)					Prepared & Analyzed: 09/02/21					
1,2-Dibromo-3-chloropropane	ND		0.050	ug/L						
1,2-Dibromoethane (EDB)	ND		0.020	ug/L						
LCS (B109042-BS1)					Prepared & Analyzed: 09/02/21					
1,2-Dibromo-3-chloropropane	0.090		0.050	ug/L	0.101		89	70-130		
1,2-Dibromoethane (EDB)	0.115		0.020	ug/L	0.101		114	70-130		
LCS (B109042-BS2)					Prepared & Analyzed: 09/02/21					
1,2-Dibromo-3-chloropropane	0.094		0.050	ug/L	0.101		93	70-130		
1,2-Dibromoethane (EDB)	0.116		0.020	ug/L	0.101		116	70-130		
Matrix Spike (B109042-MS1)					Source: 1082506-20		Prepared & Analyzed: 09/02/21			
1,2-Dibromo-3-chloropropane	0.231		0.047	ug/L	0.190	ND	121	70-130		
1,2-Dibromoethane (EDB)	0.216		0.019	ug/L	0.190	ND	114	70-130		
Matrix Spike (B109042-MS2)					Source: 1083012-01		Prepared & Analyzed: 09/02/21			
1,2-Dibromo-3-chloropropane	0.178		0.047	ug/L	0.189	ND	94	70-130		
1,2-Dibromoethane (EDB)	0.188		0.019	ug/L	0.189	ND	99	70-130		
Reference (B109042-SRM1)					Prepared & Analyzed: 09/02/21					
1,2-Dibromo-3-chloropropane	ND		0.050	ug/L	0.0201			0-200		
1,2-Dibromoethane (EDB)	0.031		0.020	ug/L	0.0201		153	0-200		
Reference (B109042-SRM2)					Prepared & Analyzed: 09/02/21					
1,2-Dibromo-3-chloropropane	ND		0.050	ug/L	0.0201			0-200		
1,2-Dibromoethane (EDB)	0.031		0.020	ug/L	0.0201		156	0-200		



The results in this report apply to the samples analyzed in accordance with the chain of custody document. This analytical report must be reproduced in its entirety.

Rabecka Koons, Quality Assurance Officer

Project: GUDE LANDFILL

Project Number: 1556404
Project Manager: Laura Oakes

Report revised to include acrylonitrile. Consolidated report to include all results for all work orders listed on pages 2-4.

Reported:
09/24/21 11:41

EDB and DBCP by EPA 8011 - Quality Control

Analyte	Result	Notes	Reporting Limit	Units	Spike Level	Source Result	%REC	%REC Limits	RPD	RPD Limit
Batch B109089 - 504.1 EDB/DBCP										
Blank (B109089-BLK1)					Prepared & Analyzed: 09/07/21					
1,2-Dibromo-3-chloropropane	ND		0.050	ug/L						
1,2-Dibromoethane (EDB)	ND		0.020	ug/L						
Blank (B109089-BLK2)					Prepared: 09/07/21 Analyzed: 09/08/21					
1,2-Dibromo-3-chloropropane	ND		0.050	ug/L						
1,2-Dibromoethane (EDB)	ND		0.020	ug/L						
LCS (B109089-BS1)					Prepared & Analyzed: 09/07/21					
1,2-Dibromo-3-chloropropane	0.077		0.050	ug/L	0.101		77	70-130		
1,2-Dibromoethane (EDB)	0.106		0.020	ug/L	0.101		106	70-130		
LCS (B109089-BS2)					Prepared: 09/07/21 Analyzed: 09/08/21					
1,2-Dibromo-3-chloropropane	0.086		0.050	ug/L	0.101		86	70-130		
1,2-Dibromoethane (EDB)	0.092		0.020	ug/L	0.101		91	70-130		
Matrix Spike (B109089-MS1)			Source: 1082506-05			Prepared & Analyzed: 09/07/21				
1,2-Dibromo-3-chloropropane	ND	S-98	0.047	ug/L	0.190	ND		70-130		
1,2-Dibromoethane (EDB)	0.186		0.019	ug/L	0.190	ND	98	70-130		
Matrix Spike (B109089-MS2)			Source: 1090210-10			Prepared: 09/07/21 Analyzed: 09/08/21				
1,2-Dibromo-3-chloropropane	0.140		0.047	ug/L	0.189	ND	74	70-130		
1,2-Dibromoethane (EDB)	0.179		0.019	ug/L	0.189	ND	94	70-130		
Reference (B109089-SRM1)					Prepared & Analyzed: 09/07/21					
1,2-Dibromo-3-chloropropane	ND		0.050	ug/L	0.0201			0-200		
1,2-Dibromoethane (EDB)	0.027		0.020	ug/L	0.0201		132	0-200		
Reference (B109089-SRM2)					Prepared: 09/07/21 Analyzed: 09/08/21					
1,2-Dibromo-3-chloropropane	ND		0.050	ug/L	0.0201			0-200		
1,2-Dibromoethane (EDB)	ND		0.020	ug/L	0.0201			0-200		



Rabecka Koons, Quality Assurance Officer

The results in this report apply to the samples analyzed in accordance with the chain of custody document. This analytical report must be reproduced in its entirety.

Project: GUDE LANDFILL

Project Number: 1556404
Project Manager: Laura Oakes

Report revised to include acrylonitrile. Consolidated report to include all results for all work orders listed on pages 2-4.
Reported:

09/24/21 11:41

EDB and DBCP by EPA 8011 - Quality Control

Analyte	Result	Notes	Reporting Limit	Units	Spike Level	Source Result	%REC	%REC Limits	RPD	RPD Limit
Batch B109265 - 504.1 EDB/DBCP										
Blank (B109265-BLK1)					Prepared & Analyzed: 09/15/21					
1,2-Dibromo-3-chloropropane	ND		0.050	ug/L						
1,2-Dibromoethane (EDB)	ND		0.020	ug/L						
Blank (B109265-BLK2)					Prepared & Analyzed: 09/15/21					
1,2-Dibromo-3-chloropropane	ND		0.050	ug/L						
1,2-Dibromoethane (EDB)	ND		0.020	ug/L						
LCS (B109265-BS1)					Prepared & Analyzed: 09/15/21					
1,2-Dibromo-3-chloropropane	0.088		0.050	ug/L	0.101		87	70-130		
1,2-Dibromoethane (EDB)	0.097		0.020	ug/L	0.101		96	70-130		
LCS (B109265-BS2)					Prepared & Analyzed: 09/15/21					
1,2-Dibromo-3-chloropropane	0.087		0.050	ug/L	0.101		86	70-130		
1,2-Dibromoethane (EDB)	0.100		0.020	ug/L	0.101		99	70-130		
Matrix Spike (B109265-MS1)			Source: 1090717-13			Prepared & Analyzed: 09/15/21				
1,2-Dibromo-3-chloropropane	0.222		0.048	ug/L	0.192	ND	115	70-130		
1,2-Dibromoethane (EDB)	0.184		0.019	ug/L	0.192	ND	96	70-130		
Matrix Spike (B109265-MS2)			Source: 1090816-08			Prepared & Analyzed: 09/15/21				
1,2-Dibromo-3-chloropropane	0.138		0.047	ug/L	0.190	ND	73	70-130		
1,2-Dibromoethane (EDB)	0.171		0.019	ug/L	0.190	ND	90	70-130		
Reference (B109265-SRM1)					Prepared & Analyzed: 09/15/21					
1,2-Dibromo-3-chloropropane	0.012		0.050	ug/L	0.0201		60	0-200		
1,2-Dibromoethane (EDB)	0.024		0.020	ug/L	0.0201		120	0-200		
Reference (B109265-SRM2)					Prepared & Analyzed: 09/15/21					
1,2-Dibromo-3-chloropropane	0.008		0.050	ug/L	0.0201		40	0-200		
1,2-Dibromoethane (EDB)	0.024		0.020	ug/L	0.0201		118	0-200		



Rabecka Koons, Quality Assurance Officer

The results in this report apply to the samples analyzed in accordance with the chain of custody document. This analytical report must be reproduced in its entirety.

Project: GUDE LANDFILL

Report revised to include acrylonitrile. Consolidated report to include all results for all work orders listed on pages 2-4.

Project Number: 1556404

Project Manager: Laura Oakes

Reported:

09/24/21 11:41

Total Metals Analysis by EPA 6020B - Quality Control

Analyte	Result	Notes	Reporting Limit	Units	Spike Level	Source Result	%REC	%REC Limits	RPD	RPD Limit
---------	--------	-------	-----------------	-------	-------------	---------------	------	-------------	-----	-----------

Batch B109013 - 3010A-Metals Digestion

Blank (B109013-BLK1)

Prepared: 09/01/21 Analyzed: 09/02/21

Hardness as CaCO3	ND		500	ug/L						
Antimony	ND		1.00	ug/L						
Arsenic	ND		1.00	ug/L						
Barium	ND		1.00	ug/L						
Beryllium	ND		1.00	ug/L						
Cadmium	ND		1.00	ug/L						
Calcium	ND		80.0	ug/L						
Chromium	ND		1.00	ug/L						
Cobalt	ND		1.00	ug/L						
Copper	ND		1.00	ug/L						
Iron	ND		100	ug/L						
Lead	ND		1.00	ug/L						
Magnesium	ND		100	ug/L						
Manganese	ND		1.00	ug/L						
Mercury	ND		0.100	ug/L						
Nickel	ND		1.00	ug/L						
Potassium	ND		100	ug/L						
Selenium	ND		1.00	ug/L						
Silver	ND		1.00	ug/L						
Sodium	ND		100	ug/L						
Thallium	ND		1.00	ug/L						
Vanadium	ND		1.00	ug/L						
Zinc	ND		4.00	ug/L						

LCS (B109013-BS1)

Prepared: 09/01/21 Analyzed: 09/02/21

Antimony	48.3		1.00	ug/L	50.0		97	80-120		
Arsenic	50.9		1.00	ug/L	50.0		102	80-120		
Barium	49.6		1.00	ug/L	50.0		99	80-120		
Beryllium	47.9		1.00	ug/L	50.0		96	80-120		
Cadmium	50.7		1.00	ug/L	50.0		101	80-120		
Calcium	5060		80.0	ug/L	5000		101	80-120		
Chromium	50.7		1.00	ug/L	50.0		101	80-120		



Rabecka Koons, Quality Assurance Officer

The results in this report apply to the samples analyzed in accordance with the chain of custody document. This analytical report must be reproduced in its entirety.

Project: GUDE LANDFILL

Report revised to include acrylonitrile. Consolidated report to include all results for all work orders listed on pages 2-4.

Project Number: 1556404

Project Manager: Laura Oakes

Reported:

09/24/21 11:41

Total Metals Analysis by EPA 6020B - Quality Control

Analyte	Result	Notes	Reporting Limit	Units	Spike Level	Source Result	%REC	%REC Limits	RPD	RPD Limit
---------	--------	-------	-----------------	-------	-------------	---------------	------	-------------	-----	-----------

Batch B109013 - 3010A-Metals Digestion

LCS (B109013-BS1)

Prepared: 09/01/21 Analyzed: 09/02/21

Cobalt	51.8		1.00	ug/L	50.0		104	80-120		
Copper	52.5		1.00	ug/L	50.0		105	80-120		
Iron	5230		100	ug/L	5000		105	80-120		
Lead	49.6		1.00	ug/L	50.0		99	80-120		
Magnesium	5170		100	ug/L	5000		103	80-120		
Manganese	51.4		1.00	ug/L	50.0		103	80-120		
Mercury	2.48		0.100	ug/L	2.50		99	80-120		
Nickel	52.2		1.00	ug/L	50.0		104	80-120		
Potassium	5290		100	ug/L	5000		106	80-120		
Selenium	51.0		1.00	ug/L	50.0		102	80-120		
Silver	51.5		1.00	ug/L	50.0		103	80-120		
Sodium	5380		100	ug/L	5000		108	80-120		
Thallium	50.6		1.00	ug/L	50.0		101	80-120		
Vanadium	50.5		1.00	ug/L	50.0		101	80-120		
Zinc	102		4.00	ug/L	100		102	80-120		

Duplicate (B109013-DUP1)

Source: 1082604-01

Prepared: 09/01/21 Analyzed: 09/02/21

Hardness as CaCO3	422000		500	ug/L		429000			2	200
Antimony	ND		1.00	ug/L		ND				200
Arsenic	ND		1.00	ug/L		ND				200
Barium	103		1.00	ug/L		105			1	200
Beryllium	ND		1.00	ug/L		ND				200
Cadmium	ND		1.00	ug/L		ND				200
Calcium	91500		80.0	ug/L		92700			1	200
Chromium	ND		1.00	ug/L		ND				200
Cobalt	ND		1.00	ug/L		ND				200
Copper	1.60		1.00	ug/L		ND				200
Iron	32.4	J	100	ug/L		23.5			32	200
Lead	4.77		1.00	ug/L		4.78			0.2	200
Magnesium	47100		100	ug/L		47900			2	200
Manganese	132		1.00	ug/L		135			2	200
Mercury	ND		0.100	ug/L		ND				200

Rabecka Koons

The results in this report apply to the samples analyzed in accordance with the chain of custody document. This analytical report must be reproduced in its entirety.

Rabecka Koons, Quality Assurance Officer

Project: GUDE LANDFILL

Project Number: 1556404
Project Manager: Laura Oakes

Report revised to include acrylonitrile. Consolidated report to include all results for all work orders listed on pages 2-4.

Reported:
09/24/21 11:41

Total Metals Analysis by EPA 6020B - Quality Control

Analyte	Result	Notes	Reporting Limit	Units	Spike Level	Source Result	%REC	%REC Limits	RPD	RPD Limit
---------	--------	-------	-----------------	-------	-------------	---------------	------	-------------	-----	-----------

Batch B109013 - 3010A-Metals Digestion

Duplicate (B109013-DUP1)		Source: 1082604-01		Prepared: 09/01/21		Analyzed: 09/02/21		
Nickel	10.3		1.00	ug/L	10.0		3	200
Potassium	15200		100	ug/L	15300		0.5	200
Selenium	1.07		1.00	ug/L	ND			200
Silver	ND		1.00	ug/L	ND			200
Sodium	91900		100	ug/L	93800		2	200
Thallium	ND		1.00	ug/L	ND			200
Vanadium	ND		1.00	ug/L	ND			200
Zinc	4.29		4.00	ug/L	4.20		2	200

Matrix Spike (B109013-MS1)		Source: 1082604-01		Prepared: 09/01/21		Analyzed: 09/02/21		
Antimony	49.8		1.00	ug/L	50.0	ND	100	60-140
Arsenic	50.9		1.00	ug/L	50.0	ND	102	60-140
Barium	157		1.00	ug/L	50.0	105	105	60-140
Beryllium	48.6		1.00	ug/L	50.0	ND	97	60-140
Cadmium	50.1		1.00	ug/L	50.0	ND	100	60-140
Calcium	98900		80.0	ug/L	5000	92700	125	60-140
Chromium	50.5		1.00	ug/L	50.0	ND	101	60-140
Cobalt	50.1		1.00	ug/L	50.0	ND	100	60-140
Copper	49.8		1.00	ug/L	50.0	ND	100	60-140
Iron	5170		100	ug/L	5000	23.5	103	60-140
Lead	55.0		1.00	ug/L	50.0	4.78	101	60-140
Magnesium	53300		100	ug/L	5000	47900	107	60-140
Manganese	186		1.00	ug/L	50.0	135	103	60-140
Mercury	2.55		0.100	ug/L	2.50	ND	102	60-140
Nickel	59.4		1.00	ug/L	50.0	10.0	99	60-140
Potassium	20600		100	ug/L	5000	15300	107	60-140
Selenium	50.5		1.00	ug/L	50.0	ND	101	60-140
Silver	50.0		1.00	ug/L	50.0	ND	100	60-140
Sodium	100000	E	100	ug/L	5000	93800	132	60-140
Thallium	51.7		1.00	ug/L	50.0	ND	103	60-140
Vanadium	51.5		1.00	ug/L	50.0	ND	103	60-140
Zinc	104		4.00	ug/L	100	4.20	99	60-140

Rabecka Koons

The results in this report apply to the samples analyzed in accordance with the chain of custody document. This analytical report must be reproduced in its entirety.

Rabecka Koons, Quality Assurance Officer

Project: GUDE LANDFILL

Report revised to include acrylonitrile. Consolidated report to include all results for all work orders listed on pages 2-4.

Project Number: 1556404

Project Manager: Laura Oakes

Reported:

09/24/21 11:41

Total Metals Analysis by EPA 6020B - Quality Control

Analyte	Result	Notes	Reporting Limit	Units	Spike Level	Source Result	%REC	%REC Limits	RPD	RPD Limit
---------	--------	-------	-----------------	-------	-------------	---------------	------	-------------	-----	-----------

Batch B109067 - 3010A-Metals Digestion

Blank (B109067-BLK1)

Prepared: 09/03/21 Analyzed: 09/07/21

Hardness as CaCO3	ND		500	ug/L						
Antimony	ND		1.00	ug/L						
Arsenic	ND		1.00	ug/L						
Barium	ND		1.00	ug/L						
Beryllium	ND		1.00	ug/L						
Cadmium	ND		1.00	ug/L						
Calcium	ND		80.0	ug/L						
Chromium	ND		1.00	ug/L						
Cobalt	ND		1.00	ug/L						
Copper	ND		1.00	ug/L						
Iron	13.0	J	100	ug/L						
Lead	ND		1.00	ug/L						
Magnesium	ND		100	ug/L						
Manganese	ND		1.00	ug/L						
Mercury	ND		0.100	ug/L						
Nickel	ND		1.00	ug/L						
Potassium	ND		100	ug/L						
Selenium	ND		1.00	ug/L						
Silver	ND		1.00	ug/L						
Sodium	ND		100	ug/L						
Thallium	ND		1.00	ug/L						
Vanadium	ND		1.00	ug/L						
Zinc	ND		4.00	ug/L						

LCS (B109067-BS1)

Prepared: 09/03/21 Analyzed: 09/07/21

Antimony	50.5		1.00	ug/L	50.0		101	80-120		
Arsenic	53.2		1.00	ug/L	50.0		106	80-120		
Barium	52.5		1.00	ug/L	50.0		105	80-120		
Beryllium	50.6		1.00	ug/L	50.0		101	80-120		
Cadmium	51.9		1.00	ug/L	50.0		104	80-120		
Calcium	5320		80.0	ug/L	5000		106	80-120		
Chromium	52.1		1.00	ug/L	50.0		104	80-120		

Rabecka Koons

The results in this report apply to the samples analyzed in accordance with the chain of custody document. This analytical report must be reproduced in its entirety.

Rabecka Koons, Quality Assurance Officer

Project: GUDE LANDFILL

Report revised to include acrylonitrile. Consolidated report to include all results for all work orders listed on pages 2-4.

Project Number: 1556404

Project Manager: Laura Oakes

Reported:

09/24/21 11:41

Total Metals Analysis by EPA 6020B - Quality Control

Analyte	Result	Notes	Reporting Limit	Units	Spike Level	Source Result	%REC	%REC Limits	RPD	RPD Limit
---------	--------	-------	-----------------	-------	-------------	---------------	------	-------------	-----	-----------

Batch B109067 - 3010A-Metals Digestion

LCS (B109067-BS1)

Prepared: 09/03/21 Analyzed: 09/07/21

Cobalt	52.4		1.00	ug/L	50.0		105	80-120		
Copper	54.3		1.00	ug/L	50.0		109	80-120		
Iron	5410		100	ug/L	5000		108	80-120		
Lead	50.4		1.00	ug/L	50.0		101	80-120		
Magnesium	5290		100	ug/L	5000		106	80-120		
Manganese	52.8		1.00	ug/L	50.0		106	80-120		
Mercury	2.44		0.100	ug/L	2.50		98	80-120		
Nickel	53.5		1.00	ug/L	50.0		107	80-120		
Potassium	5480		100	ug/L	5000		110	80-120		
Selenium	54.3		1.00	ug/L	50.0		109	80-120		
Silver	52.1		1.00	ug/L	50.0		104	80-120		
Sodium	5530		100	ug/L	5000		111	80-120		
Thallium	51.6		1.00	ug/L	50.0		103	80-120		
Vanadium	51.8		1.00	ug/L	50.0		104	80-120		
Zinc	106		4.00	ug/L	100		106	80-120		

Duplicate (B109067-DUP1)

Source: 1090210-01

Prepared: 09/03/21 Analyzed: 09/07/21

Hardness as CaCO3	30600		500	ug/L		30000			2	200
Antimony	ND		1.00	ug/L		ND				200
Arsenic	ND		1.00	ug/L		ND				200
Barium	2.80		1.00	ug/L		2.98			7	200
Beryllium	ND		1.00	ug/L		ND				200
Cadmium	ND		1.00	ug/L		ND				200
Calcium	5530		80.0	ug/L		5400			2	200
Chromium	13.6		1.00	ug/L		13.4			0.9	200
Cobalt	ND		1.00	ug/L		ND				200
Copper	2.12		1.00	ug/L		1.90			11	200
Iron	714		100	ug/L		583			20	200
Lead	ND		1.00	ug/L		ND				200
Magnesium	4070		100	ug/L		4000			2	200
Manganese	19.0		1.00	ug/L		16.3			16	200
Mercury	ND		0.100	ug/L		ND				200

Rabecka Koons

The results in this report apply to the samples analyzed in accordance with the chain of custody document. This analytical report must be reproduced in its entirety.

Rabecka Koons, Quality Assurance Officer

Project: GUDE LANDFILL

Project Number: 1556404
Project Manager: Laura Oakes

Report revised to include acrylonitrile. Consolidated report to include all results for all work orders listed on pages 2-4.

Reported:
09/24/21 11:41

Total Metals Analysis by EPA 6020B - Quality Control

Analyte	Result	Notes	Reporting Limit	Units	Spike Level	Source Result	%REC	%REC Limits	RPD	RPD Limit
---------	--------	-------	-----------------	-------	-------------	---------------	------	-------------	-----	-----------

Batch B109067 - 3010A-Metals Digestion

Duplicate (B109067-DUP1)	Source: 1090210-01	Prepared: 09/03/21	Analyzed: 09/07/21			
Nickel	15.1	1.00	ug/L	11.5	27	200
Potassium	1200	100	ug/L	1140	5	200
Selenium	ND	1.00	ug/L	ND		200
Silver	ND	1.00	ug/L	ND		200
Sodium	7860	100	ug/L	7840	0.2	200
Thallium	ND	1.00	ug/L	ND		200
Vanadium	1.17	1.00	ug/L	1.13	4	200
Zinc	4.41	4.00	ug/L	ND		200

Matrix Spike (B109067-MS1)	Source: 1090210-01	Prepared: 09/03/21	Analyzed: 09/07/21				
Antimony	49.8	1.00	ug/L	50.0	ND	100	60-140
Arsenic	52.4	1.00	ug/L	50.0	ND	105	60-140
Barium	54.3	1.00	ug/L	50.0	2.98	103	60-140
Beryllium	50.0	1.00	ug/L	50.0	ND	100	60-140
Cadmium	51.5	1.00	ug/L	50.0	ND	103	60-140
Calcium	10700	80.0	ug/L	5000	5400	107	60-140
Chromium	66.2	1.00	ug/L	50.0	13.4	106	60-140
Cobalt	52.7	1.00	ug/L	50.0	ND	105	60-140
Copper	55.6	1.00	ug/L	50.0	1.90	107	60-140
Iron	5950	100	ug/L	5000	583	107	60-140
Lead	50.5	1.00	ug/L	50.0	ND	101	60-140
Magnesium	9340	100	ug/L	5000	4000	107	60-140
Manganese	69.8	1.00	ug/L	50.0	16.3	107	60-140
Mercury	2.44	0.100	ug/L	2.50	ND	98	60-140
Nickel	64.3	1.00	ug/L	50.0	11.5	106	60-140
Potassium	6600	100	ug/L	5000	1140	109	60-140
Selenium	50.8	1.00	ug/L	50.0	ND	102	60-140
Silver	51.5	1.00	ug/L	50.0	ND	103	60-140
Sodium	13100	100	ug/L	5000	7840	105	60-140
Thallium	51.7	1.00	ug/L	50.0	ND	103	60-140
Vanadium	52.4	1.00	ug/L	50.0	1.13	103	60-140
Zinc	111	4.00	ug/L	100	ND	111	60-140



Rabecka Koons, Quality Assurance Officer

The results in this report apply to the samples analyzed in accordance with the chain of custody document. This analytical report must be reproduced in its entirety.

Project: GUDE LANDFILL

Report revised to include acrylonitrile. Consolidated report to include all results for all work orders listed on pages 2-4.

Project Number: 1556404

Project Manager: Laura Oakes

Reported:

09/24/21 11:41

Total Metals Analysis by EPA 6020B - Quality Control

Analyte	Result	Notes	Reporting Limit	Units	Spike Level	Source Result	%REC	%REC Limits	RPD	RPD Limit
---------	--------	-------	-----------------	-------	-------------	---------------	------	-------------	-----	-----------

Batch B109088 - 3010A-Metals Digestion

Blank (B109088-BLK1)

Prepared & Analyzed: 09/07/21

Hardness as CaCO3	572	B	500	ug/L						
Antimony	ND		1.00	ug/L						
Arsenic	ND		1.00	ug/L						
Barium	1.07	B	1.00	ug/L						
Beryllium	ND		1.00	ug/L						
Cadmium	ND		1.00	ug/L						
Calcium	221	B	80.0	ug/L						
Chromium	ND		1.00	ug/L						
Cobalt	ND		1.00	ug/L						
Copper	ND		1.00	ug/L						
Iron	7.25	J	100	ug/L						
Lead	ND		1.00	ug/L						
Magnesium	ND		100	ug/L						
Manganese	ND		1.00	ug/L						
Mercury	ND		0.100	ug/L						
Nickel	ND		1.00	ug/L						
Potassium	ND		100	ug/L						
Selenium	ND		1.00	ug/L						
Silver	ND		1.00	ug/L						
Sodium	ND		100	ug/L						
Thallium	ND		1.00	ug/L						
Vanadium	ND		1.00	ug/L						
Zinc	ND		4.00	ug/L						

LCS (B109088-BS1)

Prepared & Analyzed: 09/07/21

Antimony	49.9		1.00	ug/L	50.0	100	80-120
Arsenic	51.4		1.00	ug/L	50.0	103	80-120
Barium	51.2	B	1.00	ug/L	50.0	102	80-120
Beryllium	50.5		1.00	ug/L	50.0	101	80-120
Cadmium	51.6		1.00	ug/L	50.0	103	80-120
Calcium	5220	B	80.0	ug/L	5000	104	80-120
Chromium	51.6		1.00	ug/L	50.0	103	80-120



Rabecka Koons, Quality Assurance Officer

The results in this report apply to the samples analyzed in accordance with the chain of custody document. This analytical report must be reproduced in its entirety.

Project: GUDE LANDFILL

Report revised to include acrylonitrile. Consolidated report to include all results for all work orders listed on pages 2-4.

Project Number: 1556404

Project Manager: Laura Oakes

Reported:

09/24/21 11:41

Total Metals Analysis by EPA 6020B - Quality Control

Analyte	Result	Notes	Reporting Limit	Units	Spike Level	Source Result	%REC	%REC Limits	RPD	RPD Limit
---------	--------	-------	-----------------	-------	-------------	---------------	------	-------------	-----	-----------

Batch B109088 - 3010A-Metals Digestion

LCS (B109088-BS1)

Prepared & Analyzed: 09/07/21

Cobalt	51.2		1.00	ug/L	50.0		102	80-120		
Copper	54.0		1.00	ug/L	50.0		108	80-120		
Iron	5300		100	ug/L	5000		106	80-120		
Lead	50.1		1.00	ug/L	50.0		100	80-120		
Magnesium	5260		100	ug/L	5000		105	80-120		
Manganese	52.7		1.00	ug/L	50.0		105	80-120		
Mercury	2.44		0.100	ug/L	2.50		98	80-120		
Nickel	52.9		1.00	ug/L	50.0		106	80-120		
Potassium	5260		100	ug/L	5000		105	80-120		
Selenium	51.4		1.00	ug/L	50.0		103	80-120		
Silver	48.7		1.00	ug/L	50.0		97	80-120		
Sodium	5320		100	ug/L	5000		106	80-120		
Thallium	51.3		1.00	ug/L	50.0		103	80-120		
Vanadium	51.3		1.00	ug/L	50.0		103	80-120		
Zinc	108		4.00	ug/L	100		108	80-120		

Duplicate (B109088-DUP1)

Source: 1090307-01

Prepared & Analyzed: 09/07/21

Hardness as CaCO3	279000	B	500	ug/L		277000		0.7		200
Antimony	ND		1.00	ug/L		ND				200
Arsenic	4.28		1.00	ug/L		4.22		2		200
Barium	120	B	1.00	ug/L		118		1		200
Beryllium	ND		1.00	ug/L		ND				200
Cadmium	ND		1.00	ug/L		ND				200
Calcium	82700	B	80.0	ug/L		82400		0.5		200
Chromium	9.92		1.00	ug/L		9.46		5		200
Cobalt	1.72		1.00	ug/L		1.74		1		200
Copper	647		1.00	ug/L		644		0.4		200
Iron	2860		100	ug/L		2760		4		200
Lead	2.80		1.00	ug/L		2.82		0.5		200
Magnesium	17700		100	ug/L		17400		1		200
Manganese	84.1		1.00	ug/L		82.1		2		200
Mercury	ND		0.100	ug/L		ND				200

Rabecka Koons

The results in this report apply to the samples analyzed in accordance with the chain of custody document. This analytical report must be reproduced in its entirety.

Rabecka Koons, Quality Assurance Officer

Project: GUDE LANDFILL

Project Number: 1556404
Project Manager: Laura Oakes

Report revised to include acrylonitrile. Consolidated report to include all results for all work orders listed on pages 2-4.

Reported:
09/24/21 11:41

Total Metals Analysis by EPA 6020B - Quality Control

Analyte	Result	Notes	Reporting Limit	Units	Spike Level	Source Result	%REC	%REC Limits	RPD	RPD Limit
---------	--------	-------	-----------------	-------	-------------	---------------	------	-------------	-----	-----------

Batch B109088 - 3010A-Metals Digestion

Duplicate (B109088-DUP1)		Source: 1090307-01			Prepared & Analyzed: 09/07/21					
Nickel	3.85		1.00	ug/L	3.64		6	200		
Potassium	6980		100	ug/L	6920		0.8	200		
Selenium	ND		1.00	ug/L	ND			200		
Silver	ND		1.00	ug/L	ND			200		
Sodium	2260		100	ug/L	2270		0.5	200		
Thallium	ND		1.00	ug/L	ND			200		
Vanadium	7.31		1.00	ug/L	7.07		3	200		
Zinc	141		4.00	ug/L	142		0.3	200		

Matrix Spike (B109088-MS1)		Source: 1090307-01			Prepared & Analyzed: 09/07/21					
Antimony	44.8		1.00	ug/L	50.0	ND	90	60-140		
Arsenic	52.4		1.00	ug/L	50.0	4.22	96	60-140		
Barium	167	B	1.00	ug/L	50.0	118	97	60-140		
Beryllium	49.1		1.00	ug/L	50.0	ND	98	60-140		
Cadmium	49.9		1.00	ug/L	50.0	ND	100	60-140		
Calcium	85900	B	80.0	ug/L	5000	82400	71	60-140		
Chromium	58.5		1.00	ug/L	50.0	9.46	98	60-140		
Cobalt	50.6		1.00	ug/L	50.0	1.74	98	60-140		
Copper	688		1.00	ug/L	50.0	644	87	60-140		
Iron	7680		100	ug/L	5000	2760	98	60-140		
Lead	51.6		1.00	ug/L	50.0	2.82	98	60-140		
Magnesium	22400		100	ug/L	5000	17400	100	60-140		
Manganese	132		1.00	ug/L	50.0	82.1	99	60-140		
Mercury	2.33		0.100	ug/L	2.50	ND	93	60-140		
Nickel	53.4		1.00	ug/L	50.0	3.64	100	60-140		
Potassium	11700		100	ug/L	5000	6920	96	60-140		
Selenium	48.4		1.00	ug/L	50.0	ND	97	60-140		
Silver	46.8		1.00	ug/L	50.0	ND	94	60-140		
Sodium	7410		100	ug/L	5000	2270	103	60-140		
Thallium	50.3		1.00	ug/L	50.0	ND	101	60-140		
Vanadium	56.2		1.00	ug/L	50.0	7.07	98	60-140		
Zinc	239		4.00	ug/L	100	142	98	60-140		



Rabecka Koons, Quality Assurance Officer

The results in this report apply to the samples analyzed in accordance with the chain of custody document. This analytical report must be reproduced in its entirety.

Project: GUDE LANDFILL

Report revised to include acrylonitrile. Consolidated report to include all results for all work orders listed on pages 2-4.

Project Number: 1556404

Project Manager: Laura Oakes

Reported:

09/24/21 11:41

Total Metals Analysis by EPA 6020B - Quality Control

Analyte	Result	Notes	Reporting Limit	Units	Spike Level	Source Result	%REC	%REC Limits	RPD	RPD Limit
---------	--------	-------	-----------------	-------	-------------	---------------	------	-------------	-----	-----------

Batch B109180 - 3010A-Metals Digestion

Blank (B109180-BLK1)

Prepared: 09/10/21 Analyzed: 09/13/21

Hardness as CaCO3	ND		500	ug/L						
Antimony	ND		1.00	ug/L						
Arsenic	ND		1.00	ug/L						
Barium	ND		1.00	ug/L						
Beryllium	ND		1.00	ug/L						
Cadmium	ND		1.00	ug/L						
Calcium	ND		80.0	ug/L						
Chromium	ND		1.00	ug/L						
Cobalt	ND		1.00	ug/L						
Copper	ND		1.00	ug/L						
Iron	32.1	J	100	ug/L						
Lead	ND		1.00	ug/L						
Magnesium	ND		100	ug/L						
Manganese	ND		1.00	ug/L						
Mercury	ND		0.100	ug/L						
Nickel	ND		1.00	ug/L						
Potassium	ND		100	ug/L						
Selenium	ND		1.00	ug/L						
Silver	ND		1.00	ug/L						
Sodium	ND		100	ug/L						
Thallium	ND		1.00	ug/L						
Vanadium	ND		1.00	ug/L						
Zinc	ND		4.00	ug/L						

Blank (B109180-BLK2)

Prepared: 09/10/21 Analyzed: 09/13/21

Hardness as CaCO3	ND		500	ug/L						
Antimony	ND		1.00	ug/L						
Arsenic	ND		1.00	ug/L						
Barium	ND		1.00	ug/L						
Beryllium	ND		1.00	ug/L						
Cadmium	ND		1.00	ug/L						
Calcium	ND		80.0	ug/L						



Rabecka Koons, Quality Assurance Officer

The results in this report apply to the samples analyzed in accordance with the chain of custody document. This analytical report must be reproduced in its entirety.

Project: GUDE LANDFILL

Project Number: 1556404
Project Manager: Laura Oakes

Report revised to include acrylonitrile. Consolidated report to include all results for all work orders listed on pages 2-4.

Reported:
09/24/21 11:41

Total Metals Analysis by EPA 6020B - Quality Control

Analyte	Result	Notes	Reporting Limit	Units	Spike Level	Source Result	%REC	%REC Limits	RPD	RPD Limit
---------	--------	-------	-----------------	-------	-------------	---------------	------	-------------	-----	-----------

Batch B109180 - 3010A-Metals Digestion

Blank (B109180-BLK2)

Prepared: 09/10/21 Analyzed: 09/13/21

Chromium	ND		1.00	ug/L						
Cobalt	ND		1.00	ug/L						
Copper	ND		1.00	ug/L						
Iron	ND		100	ug/L						
Lead	ND		1.00	ug/L						
Magnesium	ND		100	ug/L						
Manganese	ND		1.00	ug/L						
Mercury	ND		0.100	ug/L						
Nickel	ND		1.00	ug/L						
Potassium	ND		100	ug/L						
Selenium	ND		1.00	ug/L						
Silver	ND		1.00	ug/L						
Sodium	ND		100	ug/L						
Thallium	ND		1.00	ug/L						
Vanadium	ND		1.00	ug/L						
Zinc	ND		4.00	ug/L						

LCS (B109180-BS1)

Prepared: 09/10/21 Analyzed: 09/13/21

Antimony	50.1		1.00	ug/L	50.0		100	80-120		
Arsenic	51.4		1.00	ug/L	50.0		103	80-120		
Barium	50.9		1.00	ug/L	50.0		102	80-120		
Beryllium	50.4		1.00	ug/L	50.0		101	80-120		
Cadmium	51.4		1.00	ug/L	50.0		103	80-120		
Calcium	5300		80.0	ug/L	5000		106	80-120		
Chromium	51.9		1.00	ug/L	50.0		104	80-120		
Cobalt	51.7		1.00	ug/L	50.0		103	80-120		
Copper	54.0		1.00	ug/L	50.0		108	80-120		
Iron	5370		100	ug/L	5000		107	80-120		
Lead	50.4		1.00	ug/L	50.0		101	80-120		
Magnesium	5170		100	ug/L	5000		103	80-120		
Manganese	53.5		1.00	ug/L	50.0		107	80-120		
Mercury	2.46		0.100	ug/L	2.50		99	80-120		

Rabecka Koons

The results in this report apply to the samples analyzed in accordance with the chain of custody document. This analytical report must be reproduced in its entirety.

Rabecka Koons, Quality Assurance Officer

Project: GUDE LANDFILL

Report revised to include acrylonitrile. Consolidated report to include all results for all work orders listed on pages 2-4.

Project Number: 1556404

Project Manager: Laura Oakes

Reported:

09/24/21 11:41

Total Metals Analysis by EPA 6020B - Quality Control

Analyte	Result	Notes	Reporting Limit	Units	Spike Level	Source Result	%REC	%REC Limits	RPD	RPD Limit
---------	--------	-------	-----------------	-------	-------------	---------------	------	-------------	-----	-----------

Batch B109180 - 3010A-Metals Digestion

LCS (B109180-BS1)

Prepared: 09/10/21 Analyzed: 09/13/21

Nickel	53.4		1.00	ug/L	50.0		107	80-120		
Potassium	5350		100	ug/L	5000		107	80-120		
Selenium	50.4		1.00	ug/L	50.0		101	80-120		
Silver	52.3		1.00	ug/L	50.0		105	80-120		
Sodium	5320		100	ug/L	5000		106	80-120		
Thallium	51.6		1.00	ug/L	50.0		103	80-120		
Vanadium	51.4		1.00	ug/L	50.0		103	80-120		
Zinc	108		4.00	ug/L	100		108	80-120		

LCS (B109180-BS2)

Prepared: 09/10/21 Analyzed: 09/13/21

Antimony	51.3		1.00	ug/L	50.0		103	80-120		
Arsenic	51.9		1.00	ug/L	50.0		104	80-120		
Barium	52.1		1.00	ug/L	50.0		104	80-120		
Beryllium	50.7		1.00	ug/L	50.0		101	80-120		
Cadmium	52.5		1.00	ug/L	50.0		105	80-120		
Calcium	5280		80.0	ug/L	5000		106	80-120		
Chromium	52.8		1.00	ug/L	50.0		106	80-120		
Cobalt	52.0		1.00	ug/L	50.0		104	80-120		
Copper	53.0		1.00	ug/L	50.0		106	80-120		
Iron	5490		100	ug/L	5000		110	80-120		
Lead	51.3		1.00	ug/L	50.0		103	80-120		
Magnesium	5370		100	ug/L	5000		107	80-120		
Manganese	54.1		1.00	ug/L	50.0		108	80-120		
Mercury	2.41		0.100	ug/L	2.50		97	80-120		
Nickel	53.2		1.00	ug/L	50.0		106	80-120		
Potassium	5450		100	ug/L	5000		109	80-120		
Selenium	53.0		1.00	ug/L	50.0		106	80-120		
Silver	53.7		1.00	ug/L	50.0		107	80-120		
Sodium	5410		100	ug/L	5000		108	80-120		
Thallium	52.4		1.00	ug/L	50.0		105	80-120		
Vanadium	51.8		1.00	ug/L	50.0		104	80-120		
Zinc	110		4.00	ug/L	100		110	80-120		

Rabecka Koons

The results in this report apply to the samples analyzed in accordance with the chain of custody document. This analytical report must be reproduced in its entirety.

Rabecka Koons, Quality Assurance Officer

Project: GUDE LANDFILL

Report revised to include acrylonitrile. Consolidated report to include all results for all work orders listed on pages 2-4.

Project Number: 1556404

Project Manager: Laura Oakes

Reported:

09/24/21 11:41

Total Metals Analysis by EPA 6020B - Quality Control

Analyte	Result	Notes	Reporting Limit	Units	Spike Level	Source Result	%REC	%REC Limits	RPD	RPD Limit
---------	--------	-------	-----------------	-------	-------------	---------------	------	-------------	-----	-----------

Batch B109180 - 3010A-Metals Digestion

Duplicate (B109180-DUP1)	Source: 1090717-01			Prepared: 09/10/21 Analyzed: 09/13/21			
Hardness as CaCO3	465000		500	ug/L	478000	3	200
Antimony	ND		1.00	ug/L	ND		200
Arsenic	ND		1.00	ug/L	ND		200
Barium	48.4		1.00	ug/L	48.5	0.2	200
Beryllium	ND		1.00	ug/L	ND		200
Cadmium	ND		1.00	ug/L	ND		200
Calcium	90600		80.0	ug/L	92700	2	200
Chromium	1.06		1.00	ug/L	1.02	3	200
Cobalt	1.04		1.00	ug/L	1.01	3	200
Copper	1.73		1.00	ug/L	1.82	5	200
Iron	97.5	J	100	ug/L	102	4	200
Lead	ND		1.00	ug/L	ND		200
Magnesium	57900		100	ug/L	59800	3	200
Manganese	121		1.00	ug/L	125	3	200
Mercury	0.742		0.100	ug/L	0.748	0.8	200
Nickel	3.95		1.00	ug/L	4.04	2	200
Potassium	2530		100	ug/L	2580	2	200
Selenium	ND		1.00	ug/L	ND		200
Silver	ND		1.00	ug/L	ND		200
Sodium	29200		100	ug/L	30000	3	200
Thallium	ND		1.00	ug/L	ND		200
Vanadium	ND		1.00	ug/L	ND		200
Zinc	ND		4.00	ug/L	ND		200

Duplicate (B109180-DUP2)	Source: 1090816-01			Prepared: 09/10/21 Analyzed: 09/13/21			
Hardness as CaCO3	339000		500	ug/L	332000	2	200
Antimony	ND		1.00	ug/L	ND		200
Arsenic	ND		1.00	ug/L	ND		200
Barium	34.3		1.00	ug/L	33.5	2	200
Beryllium	ND		1.00	ug/L	ND		200
Cadmium	ND		1.00	ug/L	ND		200
Calcium	76600		80.0	ug/L	75300	2	200



Rabecka Koons, Quality Assurance Officer

The results in this report apply to the samples analyzed in accordance with the chain of custody document. This analytical report must be reproduced in its entirety.

Project: GUDE LANDFILL

Project Number: 1556404
Project Manager: Laura Oakes

Report revised to include acrylonitrile. Consolidated report to include all results for all work orders listed on pages 2-4.
Reported:

09/24/21 11:41

Total Metals Analysis by EPA 6020B - Quality Control

Analyte	Result	Notes	Reporting Limit	Units	Spike Level	Source Result	%REC	%REC Limits	RPD	RPD Limit
---------	--------	-------	-----------------	-------	-------------	---------------	------	-------------	-----	-----------

Batch B109180 - 3010A-Metals Digestion

Duplicate (B109180-DUP2)		Source: 1090816-01		Prepared: 09/10/21		Analyzed: 09/13/21	
Chromium	ND		1.00	ug/L	ND		200
Cobalt	ND		1.00	ug/L	ND		200
Copper	ND		1.00	ug/L	ND		200
Iron	5.90	J	100	ug/L	ND		200
Lead	ND		1.00	ug/L	ND		200
Magnesium	35800		100	ug/L	35100		2 200
Manganese	26.2		1.00	ug/L	25.2		4 200
Mercury	0.187		0.100	ug/L	0.170		10 200
Nickel	3.69		1.00	ug/L	3.32		11 200
Potassium	2550		100	ug/L	2490		2 200
Selenium	ND		1.00	ug/L	ND		200
Silver	ND		1.00	ug/L	ND		200
Sodium	24200		100	ug/L	23400		3 200
Thallium	ND		1.00	ug/L	ND		200
Vanadium	ND		1.00	ug/L	ND		200
Zinc	ND		4.00	ug/L	ND		200

Matrix Spike (B109180-MS1)		Source: 1090717-02		Prepared: 09/10/21		Analyzed: 09/13/21	
Antimony	51.5		1.00	ug/L	50.0	ND	103 60-140
Arsenic	51.6		1.00	ug/L	50.0	ND	103 60-140
Barium	93.5		1.00	ug/L	50.0	39.1	109 60-140
Beryllium	50.0		1.00	ug/L	50.0	ND	100 60-140
Cadmium	51.7		1.00	ug/L	50.0	ND	103 60-140
Calcium	133000	E	80.0	ug/L	5000	134000	NR 60-140
Chromium	54.4		1.00	ug/L	50.0	1.61	105 60-140
Cobalt	51.2		1.00	ug/L	50.0	ND	102 60-140
Copper	55.6		1.00	ug/L	50.0	4.58	102 60-140
Iron	6280		100	ug/L	5000	825	109 60-140
Lead	53.9		1.00	ug/L	50.0	1.38	105 60-140
Magnesium	52700		100	ug/L	5000	51000	34 60-140
Manganese	152		1.00	ug/L	50.0	96.8	111 60-140
Mercury	3.23		0.100	ug/L	2.50	0.673	102 60-140



Rabecka Koons, Quality Assurance Officer

The results in this report apply to the samples analyzed in accordance with the chain of custody document. This analytical report must be reproduced in its entirety.

1500 Caton Center Dr Suite G
Baltimore MD 21227
410-247-7600

www.mdspectral.com
MD DW LabID 153

Project: GUDE LANDFILL

Project Number: 1556404
Project Manager: Laura Oakes

Report revised to include acrylonitrile. Consolidated report to include all results for all work orders listed on pages 2-4.
Reported:

09/24/21 11:41

Total Metals Analysis by EPA 6020B - Quality Control

Analyte	Result	Notes	Reporting Limit	Units	Spike Level	Source Result	%REC	%REC Limits	RPD	RPD Limit
---------	--------	-------	-----------------	-------	-------------	---------------	------	-------------	-----	-----------

Batch B109180 - 3010A-Metals Digestion

Matrix Spike (B109180-MS1)	Source: 1090717-02		Prepared: 09/10/21		Analyzed: 09/13/21		
Nickel	52.8	1.00	ug/L	50.0	1.88	102	60-140
Potassium	9110	100	ug/L	5000	3710	108	60-140
Selenium	50.7	1.00	ug/L	50.0	ND	101	60-140
Silver	52.5	1.00	ug/L	50.0	ND	105	60-140
Sodium	30400	100	ug/L	5000	24800	113	60-140
Thallium	54.3	1.00	ug/L	50.0	ND	109	60-140
Vanadium	53.9	1.00	ug/L	50.0	2.01	104	60-140
Zinc	107	4.00	ug/L	100	ND	107	60-140



Rabecka Koons, Quality Assurance Officer

The results in this report apply to the samples analyzed in accordance with the chain of custody document. This analytical report must be reproduced in its entirety.

Project: GUDE LANDFILL

Project Number: 1556404
Project Manager: Laura Oakes

Report revised to include acrylonitrile. Consolidated report to include all results for all work orders listed on pages 2-4.

Reported:
09/24/21 11:41

Chemical Oxygen Demand by EPA 410.4 - Quality Control

Analyte	Result	Notes	Reporting Limit	Units	Spike Level	Source Result	%REC	%REC Limits	RPD	RPD Limit
Batch B109070 - COD (03) Prep										
Blank (B109070-BLK1)					Prepared & Analyzed: 09/03/21					
COD	ND		3.0	mg/L						
LCS (B109070-BS1)					Prepared & Analyzed: 09/03/21					
COD	52.9		3.0	mg/L	50.0		106	90-110		
Duplicate (B109070-DUP1)					Source: 1083012-06		Prepared & Analyzed: 09/03/21			
COD	23.5		3.0	mg/L		23.9			2	20
Matrix Spike (B109070-MS1)					Source: 1083012-06		Prepared & Analyzed: 09/03/21			
COD	73.6		3.0	mg/L	50.0	23.9	99	90-110		
Batch B109095 - COD (03) Prep										
Blank (B109095-BLK1)					Prepared & Analyzed: 09/07/21					
COD	ND		3.0	mg/L						
LCS (B109095-BS1)					Prepared & Analyzed: 09/07/21					
COD	52.6		3.0	mg/L	50.0		105	90-110		
Duplicate (B109095-DUP1)					Source: 1090210-01		Prepared & Analyzed: 09/07/21			
COD	12.8		3.0	mg/L		12.1			6	20
Matrix Spike (B109095-MS1)					Source: 1090210-01		Prepared & Analyzed: 09/07/21			
COD	60.9		3.0	mg/L	50.0	12.1	98	90-110		
Batch B109151 - COD (03) Prep										
Blank (B109151-BLK1)					Prepared & Analyzed: 09/09/21					
COD	ND		3.0	mg/L						

Rabecka Koons

The results in this report apply to the samples analyzed in accordance with the chain of custody document. This analytical report must be reproduced in its entirety.

Rabecka Koons, Quality Assurance Officer

Project: GUDE LANDFILL

Project Number: 1556404
Project Manager: Laura Oakes

Report revised to include acrylonitrile. Consolidated report to include all results for all work orders listed on pages 2-4.

Reported:
09/24/21 11:41

Chemical Oxygen Demand by EPA 410.4 - Quality Control

Analyte	Result	Notes	Reporting Limit	Units	Spike Level	Source Result	%REC	%REC Limits	RPD	RPD Limit
---------	--------	-------	-----------------	-------	-------------	---------------	------	-------------	-----	-----------

Batch B109151 - COD (03) Prep

LCS (B109151-BS1)										
					Prepared & Analyzed: 09/09/21					
COD	51.8		3.0	mg/L	50.0		104	90-110		
Duplicate (B109151-DUP1)										
					Source: 1090717-01		Prepared & Analyzed: 09/09/21			
COD	27.3		3.0	mg/L		25.8			6	20
Matrix Spike (B109151-MS1)										
					Source: 1090717-01		Prepared & Analyzed: 09/09/21			
COD	75.9		3.0	mg/L	50.0	25.8	100	90-110		

Batch B109182 - COD (03) Prep

Blank (B109182-BLK1)										
					Prepared & Analyzed: 09/10/21					
COD	ND		3.0	mg/L						
LCS (B109182-BS1)										
					Prepared & Analyzed: 09/10/21					
COD	49.1		3.0	mg/L	50.0		98	90-110		
Duplicate (B109182-DUP1)										
					Source: 1090915-01		Prepared & Analyzed: 09/10/21			
COD	35.1		3.0	mg/L		33.2			6	20
Matrix Spike (B109182-MS1)										
					Source: 1090915-01		Prepared & Analyzed: 09/10/21			
COD	82.9		3.0	mg/L	50.0	33.2	99	90-110		

Batch B109208 - COD (03) Prep

Blank (B109208-BLK1)										
					Prepared & Analyzed: 09/13/21					
COD	ND		3.0	mg/L						



Rabecka Koons, Quality Assurance Officer

The results in this report apply to the samples analyzed in accordance with the chain of custody document. This analytical report must be reproduced in its entirety.

1500 Caton Center Dr Suite G
Baltimore MD 21227
410-247-7600
www.mdspectral.com
MD DW LabID 153

Project: GUDE LANDFILL

Project Number: 1556404
Project Manager: Laura Oakes

Report revised to include acrylonitrile. Consolidated report to include all results for all work orders listed on pages 2-4.
Reported:

09/24/21 11:41

Chemical Oxygen Demand by EPA 410.4 - Quality Control

Analyte	Result	Notes	Reporting Limit	Units	Spike Level	Source Result	%REC	%REC Limits	RPD	RPD Limit
---------	--------	-------	-----------------	-------	-------------	---------------	------	-------------	-----	-----------

Batch B109208 - COD (03) Prep

LCS (B109208-BS1)

Prepared & Analyzed: 09/13/21

COD	47.8		3.0	mg/L	50.0		96	90-110		
-----	------	--	-----	------	------	--	----	--------	--	--

Duplicate (B109208-DUP1)

Source: 1090816-01

Prepared & Analyzed: 09/13/21

COD	18.4		3.0	mg/L		17.5			5	20
-----	------	--	-----	------	--	------	--	--	---	----

Matrix Spike (B109208-MS1)

Source: 1090816-01

Prepared & Analyzed: 09/13/21

COD	66.8		3.0	mg/L	50.0	17.5	99	90-110		
-----	------	--	-----	------	------	------	----	--------	--	--



Rabecka Koons, Quality Assurance Officer

The results in this report apply to the samples analyzed in accordance with the chain of custody document. This analytical report must be reproduced in its entirety.

Project: GUDE LANDFILL

Report revised to include acrylonitrile. Consolidated report to include all results for all work orders listed on pages 2-4.

Project Number: 1556404
Project Manager: Laura Oakes

Reported:
09/24/21 11:41

Conductivity by SM2510 - Quality Control

Analyte	Result	Notes	Reporting Limit	Units	Spike Level	Source Result	%REC	%REC Limits	RPD	RPD Limit
---------	--------	-------	-----------------	-------	-------------	---------------	------	-------------	-----	-----------

Batch B109022 - Conductivity

Duplicate (B109022-DUP1)			Source: 1083012-01	Prepared & Analyzed: 09/01/21						
Conductivity	816			uS/cm		814			0.2	200

Duplicate (B109022-DUP2)			Source: 1083127-02	Prepared & Analyzed: 09/01/21						
Conductivity	762			uS/cm		765			0.4	200

Batch B109096 - Conductivity

Duplicate (B109096-DUP1)			Source: 1090210-01	Prepared & Analyzed: 09/08/21						
Conductivity	90.2			uS/cm		90.0			0.3	200

Duplicate (B109096-DUP2)			Source: 1090319-01	Prepared & Analyzed: 09/08/21						
Conductivity	495			uS/cm		499			0.7	200

Duplicate (B109096-DUP3)			Source: 1090717-01	Prepared & Analyzed: 09/08/21						
Conductivity	1190			uS/cm		1200			0.8	200

Duplicate (B109096-DUP4)			Source: 1090717-13	Prepared & Analyzed: 09/08/21						
Conductivity	2020			uS/cm		2040			0.8	200

Batch B109185 - Conductivity

Duplicate (B109185-DUP1)			Source: 1090816-01	Prepared & Analyzed: 09/10/21						
Conductivity	895			uS/cm		885			1	200

Duplicate (B109185-DUP2)			Source: 1090915-01	Prepared & Analyzed: 09/10/21						
Conductivity	271			uS/cm		271			0.2	200

Rabecka Koons

The results in this report apply to the samples analyzed in accordance with the chain of custody document. This analytical report must be reproduced in its entirety.

Rabecka Koons, Quality Assurance Officer

Project: GUDE LANDFILL

Project Number: 1556404
Project Manager: Laura Oakes

Report revised to include acrylonitrile. Consolidated report to include all results for all work orders listed on pages 2-4.
Reported:

09/24/21 11:41

Anions by EPA 300.0 - Quality Control

Analyte	Result	Notes	Reporting Limit	Units	Spike Level	Source Result	%REC	%REC Limits	RPD	RPD Limit
---------	--------	-------	-----------------	-------	-------------	---------------	------	-------------	-----	-----------

Batch B108494 - 300.0 Anions Prep

Blank (B108494-BLK1)

Prepared & Analyzed: 08/30/21

Chloride	ND		0.500	mg/L						
Nitrate	ND		0.050	mg/L						
Nitrate (as N)	ND		0.011	mg/L						
Sulfate	ND		0.3	mg/L						

LCS (B108494-BS1)

Prepared & Analyzed: 08/30/21

Chloride	3.69		0.500	mg/L	4.00		92	90-110		
Nitrate	3.81		0.050	mg/L	4.00		95	90-110		
Nitrate (as N)	0.860		0.011	mg/L				90-110		
Sulfate	3.7		0.3	mg/L	4.00		93	90-110		

Duplicate (B108494-DUP1)

Source: 1083012-01

Prepared & Analyzed: 08/30/21

Chloride	113		0.500	mg/L		113			0.01	20
Nitrate	23.6		0.050	mg/L		23.6			0.06	200
Nitrate (as N)	5.33		0.011	mg/L		5.33			0.06	200
Sulfate	23.1		0.3	mg/L		23.2			0.1	20

Matrix Spike (B108494-MS1)

Source: 1083012-01

Prepared & Analyzed: 08/30/21

Chloride	111	QM-4X	0.500	mg/L	4.00	113	NR	80-120		
Nitrate	26.5	QM-4X	0.050	mg/L	4.00	23.6	73	80-120		
Nitrate (as N)	5.99		0.011	mg/L		5.33		80-120		
Sulfate	26.0	QM-4X	0.3	mg/L	4.00	23.2	70	80-120		

Batch B108526 - 300.0 Anions Prep

Blank (B108526-BLK1)

Prepared & Analyzed: 08/31/21

Chloride	ND		0.500	mg/L						
Nitrate	ND		0.050	mg/L						
Nitrate (as N)	ND		0.011	mg/L						
Sulfate	ND		0.3	mg/L						

Rabecka Koons

Rabecka Koons, Quality Assurance Officer

The results in this report apply to the samples analyzed in accordance with the chain of custody document. This analytical report must be reproduced in its entirety.

Project: GUDE LANDFILL

Report revised to include acrylonitrile. Consolidated report to include all results for all work orders listed on pages 2-4.

Project Number: 1556404

Project Manager: Laura Oakes

Reported:

09/24/21 11:41

Anions by EPA 300.0 - Quality Control

Analyte	Result	Notes	Reporting Limit	Units	Spike Level	Source Result	%REC	%REC Limits	RPD	RPD Limit
---------	--------	-------	-----------------	-------	-------------	---------------	------	-------------	-----	-----------

Batch B108526 - 300.0 Anions Prep

LCS (B108526-BS1)

Prepared & Analyzed: 08/31/21

Chloride	3.80		0.500	mg/L	4.00		95	90-110		
Nitrate	4.06		0.050	mg/L	4.00		101	90-110		
Nitrate (as N)	0.917		0.011	mg/L				90-110		
Sulfate	4.0		0.3	mg/L	4.00		100	90-110		

Duplicate (B108526-DUP1)

Source: 1083127-01

Prepared & Analyzed: 08/31/21

Chloride	248		0.500	mg/L		248			0.2	20
Nitrate	4.93		0.050	mg/L		5.14			4	200
Nitrate (as N)	1.11		0.011	mg/L		1.16			4	200
Sulfate	3.5	QM-08	0.3	mg/L		4.4			23	20

Matrix Spike (B108526-MS1)

Source: 1083127-01

Prepared & Analyzed: 08/31/21

Chloride	240	QM-4X	0.500	mg/L	4.00	248	NR	80-120		
Nitrate	8.75		0.050	mg/L	4.00	5.14	90	80-120		
Nitrate (as N)	1.98		0.011	mg/L		1.16		80-120		
Sulfate	7.4	QM-07	0.3	mg/L	4.00	4.4	75	80-120		

Batch B109058 - 300.0 Anions Prep

Blank (B109058-BLK1)

Prepared: 09/02/21 Analyzed: 09/03/21

Chloride	ND		0.500	mg/L						
Nitrate	ND		0.050	mg/L						
Nitrate (as N)	ND		0.011	mg/L						
Sulfate	ND		0.3	mg/L						

LCS (B109058-BS1)

Prepared: 09/02/21 Analyzed: 09/03/21

Chloride	3.54	S-98	0.500	mg/L	4.00		88	90-110		
Nitrate	3.62		0.050	mg/L	4.00		90	90-110		
Nitrate (as N)	0.817		0.011	mg/L				90-110		
Sulfate	3.3	S-98	0.3	mg/L	4.00		81	90-110		

Rabecka Koons

The results in this report apply to the samples analyzed in accordance with the chain of custody document. This analytical report must be reproduced in its entirety.

Rabecka Koons, Quality Assurance Officer

Project: GUDE LANDFILL

Project Number: 1556404
Project Manager: Laura Oakes

Report revised to include acrylonitrile. Consolidated report to include all results for all work orders listed on pages 2-4.

Reported:
09/24/21 11:41

Anions by EPA 300.0 - Quality Control

Analyte	Result	Notes	Reporting Limit	Units	Spike Level	Source Result	%REC	%REC Limits	RPD	RPD Limit
---------	--------	-------	-----------------	-------	-------------	---------------	------	-------------	-----	-----------

Batch B109058 - 300.0 Anions Prep

Duplicate (B109058-DUP1)		Source: 1090210-01		Prepared: 09/02/21		Analyzed: 09/03/21		
Chloride	1.96		0.500	mg/L	1.99		1	20
Nitrate	0.897		0.050	mg/L	0.901		0.4	200
Nitrate (as N)	0.203		0.011	mg/L	0.204		0.4	200
Sulfate	1.0		0.3	mg/L	ND			20

Matrix Spike (B109058-MS1)		Source: 1090210-01		Prepared: 09/02/21		Analyzed: 09/03/21		
Chloride	5.73		0.500	mg/L	4.00	1.99	94	80-120
Nitrate	4.53		0.050	mg/L	4.00	0.901	91	80-120
Nitrate (as N)	1.02		0.011	mg/L		0.204		80-120
Sulfate	3.6		0.3	mg/L	4.00	ND	91	80-120

Batch B109083 - 300.0 Anions Prep

Blank (B109083-BLK1)				Prepared & Analyzed: 09/03/21				
Chloride	ND		0.500	mg/L				
Nitrate	ND		0.050	mg/L				
Nitrate (as N)	ND		0.011	mg/L				
Sulfate	ND		0.3	mg/L				

LCS (B109083-BS1)				Prepared & Analyzed: 09/03/21				
Chloride	3.45	S-98	0.500	mg/L	4.00		86	90-110
Nitrate	3.63		0.050	mg/L	4.00		91	90-110
Nitrate (as N)	0.819		0.011	mg/L				90-110
Sulfate	3.1	S-98	0.3	mg/L	4.00		78	90-110

Duplicate (B109083-DUP1)		Source: 1090319-01		Prepared & Analyzed: 09/03/21				
Chloride	79.5		0.500	mg/L	79.2		0.4	20
Nitrate	6.48		0.050	mg/L	6.45		0.6	200
Nitrate (as N)	1.46		0.011	mg/L	1.46		0.6	200
Sulfate	21.6		0.3	mg/L	21.6		0.2	20

Rabecka Koons

Rabecka Koons, Quality Assurance Officer

The results in this report apply to the samples analyzed in accordance with the chain of custody document. This analytical report must be reproduced in its entirety.

Project: GUDE LANDFILL

Report revised to include acrylonitrile. Consolidated report to include all results for all work orders listed on pages 2-4.

Project Number: 1556404

Project Manager: Laura Oakes

Reported:

09/24/21 11:41

Anions by EPA 300.0 - Quality Control

Analyte	Result	Notes	Reporting Limit	Units	Spike Level	Source Result	%REC	%REC Limits	RPD	RPD Limit
---------	--------	-------	-----------------	-------	-------------	---------------	------	-------------	-----	-----------

Batch B109083 - 300.0 Anions Prep

Matrix Spike (B109083-MS1)

Source: 1090319-01

Prepared & Analyzed: 09/03/21

Chloride	79.6	S-98	0.500	mg/L	4.00	79.2	10	80-120		
Nitrate	10.0		0.050	mg/L	4.00	6.45	89	80-120		
Nitrate (as N)	2.26		0.011	mg/L		1.46		80-120		
Sulfate	24.4	S-98	0.3	mg/L	4.00	21.6	71	80-120		

Batch B109126 - 300.0 Anions Prep

Blank (B109126-BLK1)

Prepared: 09/08/21 Analyzed: 09/09/21

Chloride	0.751	B	0.500	mg/L						
Nitrate	ND		0.050	mg/L						
Nitrate (as N)	ND		0.011	mg/L						
Sulfate	ND		0.3	mg/L						

LCS (B109126-BS1)

Prepared: 09/08/21 Analyzed: 09/09/21

Chloride	2.70	S-98, B	0.500	mg/L	2.00		135	90-110		
Nitrate	1.71	S-98	0.050	mg/L	2.00		86	90-110		
Nitrate (as N)	0.387		0.011	mg/L				90-110		
Sulfate	1.3	S-98	0.3	mg/L	2.00		66	90-110		

Duplicate (B109126-DUP1)

Source: 1090717-01

Prepared: 09/08/21 Analyzed: 09/09/21

Chloride	266	QB-01, B	0.500	mg/L		266			0.2	20
Nitrate	4.42		0.050	mg/L		4.45			0.7	200
Nitrate (as N)	0.998		0.011	mg/L		1.00			0.7	200
Sulfate	46.6		0.3	mg/L		46.6			0.05	20

Matrix Spike (B109126-MS1)

Source: 1090717-01

Prepared: 09/08/21 Analyzed: 09/09/21

Chloride	261	QM-4X, B	0.500	mg/L	2.00	266	NR	80-120		
Nitrate	6.24		0.050	mg/L	2.00	4.45	90	80-120		
Nitrate (as N)	1.41		0.011	mg/L		1.00		80-120		
Sulfate	47.4	QM-4X	0.3	mg/L	2.00	46.6	41	80-120		

Rabecka Koons

The results in this report apply to the samples analyzed in accordance with the chain of custody document. This analytical report must be reproduced in its entirety.

Rabecka Koons, Quality Assurance Officer

Project: GUDE LANDFILL

Project Number: 1556404
Project Manager: Laura Oakes

Report revised to include acrylonitrile. Consolidated report to include all results for all work orders listed on pages 2-4.
Reported:

09/24/21 11:41

Anions by EPA 300.0 - Quality Control

Analyte	Result	Notes	Reporting Limit	Units	Spike Level	Source Result	%REC	%REC Limits	RPD	RPD Limit
---------	--------	-------	-----------------	-------	-------------	---------------	------	-------------	-----	-----------

Batch B109160 - 300.0 Anions Prep

Blank (B109160-BLK1)

Prepared & Analyzed: 09/09/21

Chloride	ND		0.500	mg/L						
Nitrate	ND		0.050	mg/L						
Nitrate (as N)	ND		0.011	mg/L						
Sulfate	ND		0.3	mg/L						

LCS (B109160-BS1)

Prepared & Analyzed: 09/09/21

Chloride	3.72		0.500	mg/L	4.00		93	90-110		
Nitrate	3.84		0.050	mg/L	4.00		96	90-110		
Nitrate (as N)	0.867		0.011	mg/L				90-110		
Sulfate	3.8		0.3	mg/L	4.00		95	90-110		

Duplicate (B109160-DUP1)

Source: 1090816-01

Prepared & Analyzed: 09/09/21

Chloride	200		0.500	mg/L		200			0.07	20
Nitrate	5.86		0.050	mg/L		5.84			0.3	200
Nitrate (as N)	1.32		0.011	mg/L		1.32			0.3	200
Sulfate	9.6		0.3	mg/L		9.5			1	20

Matrix Spike (B109160-MS1)

Source: 1090816-01

Prepared & Analyzed: 09/09/21

Chloride	194	QM-4X	0.500	mg/L	4.00	200	NR	80-120		
Nitrate	9.68		0.050	mg/L	4.00	5.84	96	80-120		
Nitrate (as N)	2.19		0.011	mg/L		1.32		80-120		
Sulfate	13.2		0.3	mg/L	4.00	9.5	92	80-120		

Batch B109214 - 300.0 Anions Prep

Blank (B109214-BLK1)

Prepared & Analyzed: 09/13/21

Chloride	ND		0.500	mg/L						
----------	----	--	-------	------	--	--	--	--	--	--

Rabecka Koons

Rabecka Koons, Quality Assurance Officer

The results in this report apply to the samples analyzed in accordance with the chain of custody document. This analytical report must be reproduced in its entirety.

1500 Caton Center Dr Suite G
Baltimore MD 21227
410-247-7600
www.mdspectral.com
MD DW LabID 153

Project: GUDE LANDFILL

Project Number: 1556404
Project Manager: Laura Oakes

Report revised to include acrylonitrile. Consolidated report to include all results for all work orders listed on pages 2-4.
Reported:

09/24/21 11:41

Anions by EPA 300.0 - Quality Control

Analyte	Result	Notes	Reporting Limit	Units	Spike Level	Source Result	%REC	%REC Limits	RPD	RPD Limit
---------	--------	-------	-----------------	-------	-------------	---------------	------	-------------	-----	-----------

Batch B109214 - 300.0 Anions Prep

LCS (B109214-BS1)

Prepared & Analyzed: 09/13/21

Chloride	3.64		0.500	mg/L	4.00		91	90-110		
----------	------	--	-------	------	------	--	----	--------	--	--

Duplicate (B109214-DUP1)

Source: 1091001-01RE1

Prepared & Analyzed: 09/13/21

Chloride	197		1.00	mg/L		197			0.1	20
----------	-----	--	------	------	--	-----	--	--	-----	----

Matrix Spike (B109214-MS1)

Source: 1091001-01RE1

Prepared & Analyzed: 09/13/21

Chloride	191	QM-4X	1.00	mg/L	4.00	197	NR	80-120		
----------	-----	-------	------	------	------	-----	----	--------	--	--



Rabecka Koons, Quality Assurance Officer

The results in this report apply to the samples analyzed in accordance with the chain of custody document. This analytical report must be reproduced in its entirety.

Project: GUDE LANDFILL

Project Number: 1556404
Project Manager: Laura Oakes

Report revised to include acrylonitrile. Consolidated report to include all results for all work orders listed on pages 2-4.
Reported:

09/24/21 11:41

Total Suspended Solids by USGS I-3765-85 - Quality Control

Analyte	Result	Notes	Reporting Limit	Units	Spike Level	Source Result	%REC	%REC Limits	RPD	RPD Limit
---------	--------	-------	-----------------	-------	-------------	---------------	------	-------------	-----	-----------

Batch B108505 - TSS PREP

Blank (B108505-BLK1)			Prepared: 08/31/21 Analyzed: 09/01/21							
Solids, Suspended	ND		2.5	mg/L						

LCS (B108505-BS1)			Prepared: 08/31/21 Analyzed: 09/01/21							
Solids, Suspended	59.0		2.5	mg/L	52.2		113	70-130		

Duplicate (B108505-DUP1)			Source: 1083012-03		Prepared: 08/31/21 Analyzed: 09/01/21					
Solids, Suspended	12.0		4.5	mg/L		9.6			22	20

Batch B109005 - TSS PREP

Blank (B109005-BLK1)			Prepared: 09/01/21 Analyzed: 09/02/21							
Solids, Suspended	ND		2.5	mg/L						

LCS (B109005-BS1)			Prepared: 09/01/21 Analyzed: 09/02/21							
Solids, Suspended	60.0		2.5	mg/L	60.3		100	70-130		

Duplicate (B109005-DUP1)			Source: 1083127-01		Prepared: 09/01/21 Analyzed: 09/02/21					
Solids, Suspended	28.0		4.5	mg/L		34.4			20	20

Batch B109065 - TSS PREP

Blank (B109065-BLK1)			Prepared: 09/03/21 Analyzed: 09/07/21							
Solids, Suspended	ND		2.5	mg/L						

LCS (B109065-BS1)			Prepared: 09/03/21 Analyzed: 09/07/21							
Solids, Suspended	71.1		2.5	mg/L	65.4		109	70-130		

Rabecka Koons

Rabecka Koons, Quality Assurance Officer

The results in this report apply to the samples analyzed in accordance with the chain of custody document. This analytical report must be reproduced in its entirety.

Project: GUDE LANDFILL

Project Number: 1556404
Project Manager: Laura Oakes

Report revised to include acrylonitrile. Consolidated report to include all results for all work orders listed on pages 2-4.
Reported:

09/24/21 11:41

Total Suspended Solids by USGS I-3765-85 - Quality Control

Analyte	Result	Notes	Reporting Limit	Units	Spike Level	Source Result	%REC	%REC Limits	RPD	RPD Limit
Batch B109065 - TSS PREP										
Duplicate (B109065-DUP1)			Source: 1090210-08		Prepared: 09/03/21 Analyzed: 09/07/21					
Solids, Suspended	136		5.6	mg/L		148			8	20
Batch B109116 - TSS PREP										
Blank (B109116-BLK1)			Prepared: 09/08/21 Analyzed: 09/09/21							
Solids, Suspended	ND		2.5	mg/L						
LCS (B109116-BS1)			Prepared: 09/08/21 Analyzed: 09/09/21							
Solids, Suspended	67.5		2.5	mg/L	61.8		109	70-130		
Duplicate (B109116-DUP1)			Source: 1090319-06		Prepared: 09/08/21 Analyzed: 09/09/21					
Solids, Suspended	270		12.5	mg/L		275			2	20
Batch B109183 - TSS PREP										
Blank (B109183-BLK1)			Prepared: 09/10/21 Analyzed: 09/13/21							
Solids, Suspended	ND		2.5	mg/L						
LCS (B109183-BS1)			Prepared: 09/10/21 Analyzed: 09/13/21							
Solids, Suspended	66.7		2.5	mg/L	62.1		107	70-130		
Duplicate (B109183-DUP1)			Source: 1090717-06		Prepared: 09/10/21 Analyzed: 09/13/21					
Solids, Suspended	19.1		3.9	mg/L		25.7			30	20
Batch B109207 - TSS PREP										
Blank (B109207-BLK1)			Prepared: 09/13/21 Analyzed: 09/14/21							
Solids, Suspended	ND		2.5	mg/L						



Rabecka Koons, Quality Assurance Officer

The results in this report apply to the samples analyzed in accordance with the chain of custody document. This analytical report must be reproduced in its entirety.

1500 Caton Center Dr Suite G
Baltimore MD 21227
410-247-7600
www.mdspectral.com
MD DW LabID 153

Project: GUDE LANDFILL

Project Number: 1556404
Project Manager: Laura Oakes

Report revised to include acrylonitrile. Consolidated report to include all results for all work orders listed on pages 2-4.
Reported:

09/24/21 11:41

Total Suspended Solids by USGS I-3765-85 - Quality Control

Analyte	Result	Notes	Reporting Limit	Units	Spike Level	Source Result	%REC	%REC Limits	RPD	RPD Limit
---------	--------	-------	-----------------	-------	-------------	---------------	------	-------------	-----	-----------

Batch B109207 - TSS PREP

LCS (B109207-BS1)

Prepared: 09/13/21 Analyzed: 09/14/21

Solids, Suspended	63.6		2.5	mg/L	60.9		104	70-130		
-------------------	------	--	-----	------	------	--	-----	--------	--	--

Duplicate (B109207-DUP1)

Source: 1090816-01

Prepared: 09/13/21 Analyzed: 09/14/21

Solids, Suspended	ND		4.0	mg/L		ND				20
-------------------	----	--	-----	------	--	----	--	--	--	----



Rabecka Koons, Quality Assurance Officer

The results in this report apply to the samples analyzed in accordance with the chain of custody document. This analytical report must be reproduced in its entirety.

Project: GUDE LANDFILL

Project Number: 1556404
Project Manager: Laura Oakes

Report revised to include acrylonitrile. Consolidated report to include all results for all work orders listed on pages 2-4.

Reported:
09/24/21 11:41

Total Dissolved Solids by SM 2540C - Quality Control

Analyte	Result	Notes	Reporting Limit	Units	Spike Level	Source Result	%REC	%REC Limits	RPD	RPD Limit
---------	--------	-------	-----------------	-------	-------------	---------------	------	-------------	-----	-----------

Batch B109069 - TDS Prep

Blank (B109069-BLK1)					Prepared: 09/03/21 Analyzed: 09/07/21					
Solids, Dissolved	ND		10.0	mg/L						

LCS (B109069-BS1)					Prepared: 09/03/21 Analyzed: 09/07/21					
Solids, Dissolved	739		10.0	mg/L	700		106	90-110		

Duplicate (B109069-DUP1)					Source: 1083127-03 Prepared: 09/03/21 Analyzed: 09/07/21					
Solids, Dissolved	911		10.0	mg/L		773			16	20

Batch B109097 - TDS Prep

Blank (B109097-BLK1)					Prepared: 09/07/21 Analyzed: 09/09/21					
Solids, Dissolved	41.8	B	10.0	mg/L						

LCS (B109097-BS1)					Prepared: 09/07/21 Analyzed: 09/09/21					
Solids, Dissolved	719	B	10.0	mg/L	735		98	90-110		

Duplicate (B109097-DUP1)					Source: 1090210-01 Prepared: 09/07/21 Analyzed: 09/09/21					
Solids, Dissolved	71.5	B	10.0	mg/L		68.0			5	20

Batch B109217 - TDS Prep

Blank (B109217-BLK1)					Prepared: 09/13/21 Analyzed: 09/14/21					
Solids, Dissolved	ND		10.0	mg/L						

LCS (B109217-BS1)					Prepared: 09/13/21 Analyzed: 09/14/21					
Solids, Dissolved	729		10.0	mg/L	734		99	90-110		

Rabecka Koons

Rabecka Koons, Quality Assurance Officer

The results in this report apply to the samples analyzed in accordance with the chain of custody document. This analytical report must be reproduced in its entirety.

Project: GUDE LANDFILL

Project Number: 1556404
Project Manager: Laura Oakes

Report revised to include acrylonitrile. Consolidated report to include all results for all work orders listed on pages 2-4.
Reported:

09/24/21 11:41

Total Dissolved Solids by SM 2540C - Quality Control

Analyte	Result	Notes	Reporting Limit	Units	Spike Level	Source Result	%REC	%REC Limits	RPD	RPD Limit
---------	--------	-------	-----------------	-------	-------------	---------------	------	-------------	-----	-----------

Batch B109217 - TDS Prep

Duplicate (B109217-DUP1)		Source: 1090717-01		Prepared: 09/13/21 Analyzed: 09/14/21					
Solids, Dissolved	666		10.0	mg/L	664			0.3	20

Batch B109243 - TDS Prep

Blank (B109243-BLK1)				Prepared: 09/14/21 Analyzed: 09/15/21					
Solids, Dissolved	ND		10.0	mg/L					

LCS (B109243-BS1)				Prepared: 09/14/21 Analyzed: 09/15/21					
Solids, Dissolved	708		10.0	mg/L	717		99	90-110	

Duplicate (B109243-DUP1)		Source: 1090816-01		Prepared: 09/14/21 Analyzed: 09/15/21					
Solids, Dissolved	492		10.0	mg/L	487			1	20

Rabecka Koons

Rabecka Koons, Quality Assurance Officer

The results in this report apply to the samples analyzed in accordance with the chain of custody document. This analytical report must be reproduced in its entirety.

Project: GUDE LANDFILL

Project Number: 1556404
Project Manager: Laura Oakes

Report revised to include acrylonitrile. Consolidated report to include all results for all work orders listed on pages 2-4.

Reported:
09/24/21 11:41

EPA 350.1 - Quality Control

Analyte	Result	Notes	Reporting Limit	Units	Spike Level	Source Result	%REC	%REC Limits	RPD	RPD Limit
---------	--------	-------	-----------------	-------	-------------	---------------	------	-------------	-----	-----------

Batch 759679 - EPA 350.1

BLANK (4151536)					Prepared & Analyzed: 09/07/21					
Nitrogen, Ammonia	<0.035		0.050	mg/L				-		

LCS (4151537)					Prepared & Analyzed: 09/07/21					
Nitrogen, Ammonia	107%		0.050	mg/L	1		107	90-110		

MSD (4151538)					Source: 1083012-01		Prepared & Analyzed: 09/07/21			
Nitrogen, Ammonia	104%		0.050	mg/L	1	0.035	104	90-110	0	20

MS (4151539)					Source: 1083012-01		Prepared & Analyzed: 09/07/21			
Nitrogen, Ammonia	104%		0.050	mg/L	1	0.035	104	90-110		

Batch 759792 - EPA 350.1

BLANK (4152216)					Prepared & Analyzed: 09/07/21					
Nitrogen, Ammonia	<0.035		0.050	mg/L				-		

LCS (4152217)					Prepared & Analyzed: 09/07/21					
Nitrogen, Ammonia	109%		0.050	mg/L	1		109	90-110		

Batch 761210 - EPA 350.1

BLANK (4160576)					Prepared & Analyzed: 09/13/21					
Nitrogen, Ammonia	<0.035		0.050	mg/L				-		

LCS (4160577)					Prepared & Analyzed: 09/13/21					
Nitrogen, Ammonia	109%		0.050	mg/L	1		109	90-110		



Rabecka Koons, Quality Assurance Officer

The results in this report apply to the samples analyzed in accordance with the chain of custody document. This analytical report must be reproduced in its entirety.

Project: GUDE LANDFILL

Report revised to include acrylonitrile. Consolidated report to include all results for all work orders listed on pages 2-4.

Project Number: 1556404

Project Manager: Laura Oakes

Reported:

09/24/21 11:41

EPA 350.1 - Quality Control

Analyte	Result	Notes	Reporting Limit	Units	Spike Level	Source Result	%REC	%REC Limits	RPD	RPD Limit
---------	--------	-------	-----------------	-------	-------------	---------------	------	-------------	-----	-----------

Batch 761210 - EPA 350.1

MS (4160580)			Source: 1090210-05					Prepared & Analyzed: 09/13/21		
Nitrogen, Ammonia	106%		0.050	mg/L	1	0.43	106	90-110		

MSD (4160581)			Source: 1090210-05					Prepared & Analyzed: 09/13/21		
Nitrogen, Ammonia	108%		0.050	mg/L	1	0.43	108	90-110	1	20

Batch 761211 - EPA 350.1

BLANK (4160584)								Prepared & Analyzed: 09/13/21		
Nitrogen, Ammonia	<0.035		0.050	mg/L				-		

LCS (4160585)								Prepared & Analyzed: 09/13/21		
Nitrogen, Ammonia	109%		0.050	mg/L	1		109	90-110		

MSD (4160586)			Source: 1090319-05					Prepared & Analyzed: 09/13/21		
Nitrogen, Ammonia	108%		0.050	mg/L	1	0.035	108	90-110	1	20

MS (4160587)			Source: 1090319-05					Prepared & Analyzed: 09/13/21		
Nitrogen, Ammonia	109%		0.050	mg/L	1	0.035	109	90-110		

Batch 762613 - EPA 350.1

BLANK (4168030)								Prepared & Analyzed: 09/17/21		
Nitrogen, Ammonia	<0.035		0.050	mg/L				-		

LCS (4168031)								Prepared & Analyzed: 09/17/21		
Nitrogen, Ammonia	109%		0.050	mg/L	1		109	90-110		

Rabecka Koons

The results in this report apply to the samples analyzed in accordance with the chain of custody document. This analytical report must be reproduced in its entirety.

Rabecka Koons, Quality Assurance Officer

Project: GUDE LANDFILL

Project Number: 1556404
Project Manager: Laura Oakes

Report revised to include acrylonitrile. Consolidated report to include all results for all work orders listed on pages 2-4.

Reported:
09/24/21 11:41

EPA 350.1 - Quality Control

Analyte	Result	Notes	Reporting Limit	Units	Spike Level	Source Result	%REC	%REC Limits	RPD	RPD Limit
---------	--------	-------	-----------------	-------	-------------	---------------	------	-------------	-----	-----------

Batch 762614 - EPA 350.1

BLANK (4168044)					Prepared & Analyzed: 09/17/21					
Nitrogen, Ammonia	<0.035		0.050	mg/L				-		

LCS (4168045)					Prepared & Analyzed: 09/17/21					
Nitrogen, Ammonia	108%		0.050	mg/L	1		108	90-110		

MS (4168048)					Source: 1090816-02		Prepared & Analyzed: 09/17/21			
Nitrogen, Ammonia	108%		0.050	mg/L	1	0.035	108	90-110		

MSD (4168049)					Source: 1090816-02		Prepared & Analyzed: 09/17/21			
Nitrogen, Ammonia	108%		0.050	mg/L	1	0.035	108	90-110	0	20

Batch 763099 - EPA 350.1

BLANK (4170783)					Prepared & Analyzed: 09/20/21					
Nitrogen, Ammonia	<0.035		0.050	mg/L				-		

LCS (4170784)					Prepared & Analyzed: 09/20/21					
Nitrogen, Ammonia	104%		0.050	mg/L	1		104	90-110		

MS (4170787)					Source: 1090717-07		Prepared & Analyzed: 09/20/21			
Nitrogen, Ammonia	102%		0.050	mg/L	1	0.035	102	90-110		

MSD (4170788)					Source: 1090717-07		Prepared & Analyzed: 09/20/21			
Nitrogen, Ammonia	103%		0.050	mg/L	1	0.035	103	90-110	1	20



The results in this report apply to the samples analyzed in accordance with the chain of custody document. This analytical report must be reproduced in its entirety.

Rabecka Koons, Quality Assurance Officer

Project: GUDE LANDFILL

Project Number: 1556404
Project Manager: Laura Oakes

Report revised to include acrylonitrile. Consolidated report to include all results for all work orders listed on pages 2-4.
Reported:

09/24/21 11:41

SM 2320B - Quality Control

Analyte	Result	Notes	Reporting Limit	Units	Spike Level	Source Result	%REC	%REC Limits	RPD	RPD Limit
---------	--------	-------	-----------------	-------	-------------	---------------	------	-------------	-----	-----------

Batch 759697 - SM 2320B

BLANK (4151668)					Prepared & Analyzed: 09/07/21					
Alkalinity, Total as CaCO3	<5.0		5.0	mg/L				-		

LCS (4151669)					Prepared & Analyzed: 09/07/21					
Alkalinity, Total as CaCO3	99%		5.0	mg/L	250		99	90-110		

Batch 759976 - SM 2320B

BLANK (4153610)					Prepared & Analyzed: 09/08/21					
Alkalinity, Total as CaCO3	<5.0		5.0	mg/L				-		

LCS (4153611)					Prepared & Analyzed: 09/08/21					
Alkalinity, Total as CaCO3	98%		5.0	mg/L	250		98	90-110		

DUP (4153612)					Source: 1083012-02		Prepared & Analyzed: 09/08/21			
Alkalinity, Total as CaCO3	26.3		5.0	mg/L		27.9		-	6	20

DUP (4153613)					Source: 1083127-03		Prepared & Analyzed: 09/08/21			
Alkalinity, Total as CaCO3	321		5.0	mg/L		317		-	1	20

Batch 761898 - SM 2320B

BLANK (4164103)					Prepared & Analyzed: 09/15/21					
Alkalinity, Total as CaCO3	<5.0		5.0	mg/L				-		

LCS (4164104)					Prepared & Analyzed: 09/15/21					
Alkalinity, Total as CaCO3	99%		5.0	mg/L	250		99	90-110		



Rabecka Koons, Quality Assurance Officer

The results in this report apply to the samples analyzed in accordance with the chain of custody document. This analytical report must be reproduced in its entirety.

Project: GUDE LANDFILL

Report revised to include acrylonitrile. Consolidated report to include all results for all work orders listed on pages 2-4.

Project Number: 1556404

Project Manager: Laura Oakes

Reported:

09/24/21 11:41

SM 2320B - Quality Control

Analyte	Result	Notes	Reporting Limit	Units	Spike Level	Source Result	%REC	%REC Limits	RPD	RPD Limit
---------	--------	-------	-----------------	-------	-------------	---------------	------	-------------	-----	-----------

Batch 761904 - SM 2320B

BLANK (4164112)

Prepared & Analyzed: 09/15/21

Alkalinity, Total as CaCO3	<5.0		5.0	mg/L				-		
----------------------------	------	--	-----	------	--	--	--	---	--	--

LCS (4164113)

Prepared & Analyzed: 09/15/21

Alkalinity, Total as CaCO3	98%		5.0	mg/L	250		98	90-110		
----------------------------	-----	--	-----	------	-----	--	----	--------	--	--

DUP (4164114)

Source: 1090210-02

Prepared & Analyzed: 09/15/21

Alkalinity, Total as CaCO3	134		5.0	mg/L		134		-	0	20
----------------------------	-----	--	-----	------	--	-----	--	---	---	----

Batch 762308 - SM 2320B

BLANK (4166373)

Prepared & Analyzed: 09/16/21

Alkalinity, Total as CaCO3	<5.0		5.0	mg/L				-		
----------------------------	------	--	-----	------	--	--	--	---	--	--

LCS (4166374)

Prepared & Analyzed: 09/16/21

Alkalinity, Total as CaCO3	98%		5.0	mg/L	250		98	90-110		
----------------------------	-----	--	-----	------	-----	--	----	--------	--	--

DUP (4166376)

Source: 1090319-08

Prepared & Analyzed: 09/16/21

Alkalinity, Total as CaCO3	255		5.0	mg/L		214		-	18	20
----------------------------	-----	--	-----	------	--	-----	--	---	----	----

Batch 762311 - SM 2320B

BLANK (4166381)

Prepared & Analyzed: 09/16/21

Alkalinity, Total as CaCO3	<5.0		5.0	mg/L				-		
----------------------------	------	--	-----	------	--	--	--	---	--	--

LCS (4166382)

Prepared & Analyzed: 09/16/21

Alkalinity, Total as CaCO3	97%		5.0	mg/L	250		97	90-110		
----------------------------	-----	--	-----	------	-----	--	----	--------	--	--



Rabecka Koons, Quality Assurance Officer

The results in this report apply to the samples analyzed in accordance with the chain of custody document. This analytical report must be reproduced in its entirety.

Project: GUDE LANDFILL

Project Number: 1556404
 Project Manager: Laura Oakes

Report revised to include acrylonitrile. Consolidated report to include all results for all work orders listed on pages 2-4.
 Reported:

09/24/21 11:41

SM 2320B - Quality Control

Analyte	Result	Notes	Reporting Limit	Units	Spike Level	Source Result	%REC	%REC Limits	RPD	RPD Limit
---------	--------	-------	-----------------	-------	-------------	---------------	------	-------------	-----	-----------

Batch 762311 - SM 2320B

DUP (4166384)		Source: 1090915-02		Prepared & Analyzed: 09/16/21						
Alkalinity, Total as CaCO3	26.9		5.0	mg/L		29.8		-	10	20

Batch 762591 - SM 2320B

BLANK (4167928)		Prepared & Analyzed: 09/17/21								
Alkalinity, Total as CaCO3	<5.0		5.0	mg/L				-		

LCS (4167929)		Prepared & Analyzed: 09/17/21								
Alkalinity, Total as CaCO3	98%		5.0	mg/L	250		98	90-110		

DUP (4167931)		Source: 1090717-05		Prepared & Analyzed: 09/17/21						
Alkalinity, Total as CaCO3	27.1		5.0	mg/L		25.8		-	5	20



Rabecka Koons, Quality Assurance Officer

The results in this report apply to the samples analyzed in accordance with the chain of custody document. This analytical report must be reproduced in its entirety.

Project: GUDE LANDFILL

Project Number: 1556404
Project Manager: Laura Oakes

Report revised to include acrylonitrile. Consolidated report to include all results for all work orders listed on pages 2-4.

Reported:
09/24/21 11:41

Notes and Definitions

- S-98 Spike recovery outside of established control limits.
- QM-4X The spike recovery was outside of QC acceptance limits for the MS and/or MSD due to analyte concentration at 4 times or greater the spike concentration. The QC batch was accepted based on LCS and/or LCSD recoveries within the acceptance limits.
- QM-08 The RPD exceeded QC acceptance limits. Sample results for this QC batch were accepted based on LCS recovery.
- QM-07 The spike recovery was outside acceptance limits for the MS and/or MSD. The batch was accepted based on acceptable LCS recovery.
- QB-01 The method blank contains analyte at a concentration above the MRL; however, concentration is less than 10% of the sample result, which is negligible according to method criteria.
- O-07 This sample was received outside of the EPA recommended holding time.
- O-04 This sample was analyzed outside the EPA recommended holding time.
- J Detected but below the reporting limit; therefore, result is an estimated concentration (CLP J-Flag).
- I Estimated concentration above the adjusted method detection limit and below the adjusted reporting limit.
- E The concentration indicated for this analyte is an estimated value above the calibration range of the instrument. This value is considered an estimate (CLP E-flag).
- B Analyte is found in the associated blank as well as in the sample (CLP B-flag).
- DET Analyte DETECTED
- ND Analyte NOT DETECTED at or above the reporting limit
- NR Not Reported
- dry Sample results reported on a dry weight basis
- RPD Relative Percent Difference
- %-Solids Percent Solids is a supportive test and as such does not require accreditation







Rabecka Koons, Quality Assurance Officer

The results in this report apply to the samples analyzed in accordance with the chain of custody document. This analytical report must be reproduced in its entirety.

Company Name: EA Engineering		Project Manager: Laura Oakes		Analysis Requested										CHAIN-OF-CUSTODY RECORD		
Project Name: GUDE Landfill		Project ID: 1556404		Report requested to include acrylonitrile. Consolidated report to include all results for all work orders listed on pages 2-4 Matrix Codes: NW (non-potable water) PW (potable water)										Maryland Spectral Services, Inc. 1500 Caton Center Drive, Suite G Baltimore, MD 21227 410-247-7600 • Fax 410-247-7602 reporting@mdspectral.com		
Sampler(s): A. Szamski, R. Williams		P.O. Number:														
Field Sample ID	Date	Time	Water	Soil	Other	No. of Containers	8260LL VOC and 8011*	6020 MDE Landfill List	Chloride, Nitrate, Sulfate, Alkalinity, Dissolved Solids Conductivity	Turbidity, pH	Suspended Solids	COD	Ammonia-Nitrogen	Preservative: 1-HCl, H ₂ SO ₄ , Methanol, Na ₂ S ₂ O ₃ , NaHCO ₃	Field pH, Residual Chlorine, QC Request, Trip Blank, Field Blank	MSS Lab ID
MW-13B	8/30/21	1000	X			11	X	X	X	X	X	X	X	H ₂ SO ₄ , H ₂ O ₃ , HCl		1083012 - 01
MW-13A		1105	X			11	X	X	X	X	X	X	X			- 02
OB04A		1215	X			11	X	X	X	X	X	X	X			- 03
OB04		1305	X			11	X	X	X	X	X	X	X			- 04
OB105		1505	X			11	X	X	X	X	X	X	X			- 05
TRIP BLANK		-	X			1									TRIP BLANK	- 07
OB030		-	X			11	X	X	X	X	X	X	X			- 06

* Please analyze 2 VOCs (1,2-Dibromo-3-chloropropane and 1, 2 Dibromoethane) by method 8011 in addition to method 8260.

Relinquished by: (Signature) 	Date/Time 8/30/21 1625	Received by: (Signature) 	Relinquished by: (Signature)	Date/Time	Received by: (Signature)
(Printed)		(Printed)	(Printed)		(Printed)
Relinquished by: (Signature) 	Date/Time 16:28 8/30/21	Received by Lab: (Signature) 	Turn Around Time:	Lab Use:	
(Printed)		(Printed) Lori Foster	<input type="checkbox"/> Normal (7 day) <input type="checkbox"/> 5 day <input type="checkbox"/> 4 day <input type="checkbox"/> 3 day <input type="checkbox"/> Rush (2 day) <input type="checkbox"/> Next Day <input type="checkbox"/> Other: _____ <input type="checkbox"/> Specific Due Date: _____	Temp: _____ °C 7.5 <input checked="" type="checkbox"/> Received on Ice <input checked="" type="checkbox"/> Received same day <input type="checkbox"/> Preservation Appropriate	
Delivery Method: <input type="checkbox"/> Courier <input checked="" type="checkbox"/> Client <input type="checkbox"/> UPS <input type="checkbox"/> FedEx <input type="checkbox"/> USPS <input type="checkbox"/> Other: _____	Special Instructions/QC Requirements & Comments:		Sample Disposal: <input type="checkbox"/> Return to Client <input type="checkbox"/> Disposal by lab <input type="checkbox"/> Archive for _____ days		

Company Name: EA Engineering	Project Manager: Laura Oakes	Analysis Requested										CHAIN-OF-CUSTODY RECORD		
Project Name: GUDE Landfill	Project ID: 1556404	No. of Containers	8260LL VOC and 8011* report release to include acrylonitrile. Consolidated report to include all results for all work orders listed on pages 2-4	6020 MDE Landfill List	Chloride, Nitrate, Sulfate, Alkalinity, Dissolved Solids Conductivity	Turbidity, pH	Suspended Solids	COD	Ammonia-Nitrogen	Maryland Spectral Services, Inc. 1500 Caton Center Drive, Suite G Baltimore, MD 21227 410-247-7600 • Fax 410-247-7602 reporting@mdspectral.com Matrix Codes: NW (non-potable water) PW (potable water)				
Sampler(s): A. Szamski, R. Williams	P.O. Number:									Preservative: 1+1 HCl, H ₂ SO ₄ , Methanol, Na ₂ S ₂ O ₃ , NaHCO ₃	Field pH, Residual Chlorine, QC Request, Trip Blank, Field Blank	MSS Lab ID		

Field Sample ID	Date	Time	Water	Soil	Other	No. of Containers	8260LL VOC and 8011*	6020 MDE Landfill List	Chloride, Nitrate, Sulfate, Alkalinity, Dissolved Solids Conductivity	Turbidity, pH	Suspended Solids	COD	Ammonia-Nitrogen	Preservative: 1+1 HCl, H ₂ SO ₄ , Methanol, Na ₂ S ₂ O ₃ , NaHCO ₃	Field pH, Residual Chlorine, QC Request, Trip Blank, Field Blank	MSS Lab ID
MW 16 B	8/31/21	0945	X			11	X	X	X	X	X	X	X	HCl, H ₂ SO ₄ , H ₂ SO ₄		1083127-01
MW 16		1040	X			11	X	X	X	X	X	X	X			-02
OBO3		1135	X			11	X	X	X	X	X	X	X			-03
OBO3A		1212	X			11	X	X	X	X	X	X	X			-04
MW-8		1247	X			11	X	X	X	X	X	X	X			-05
MW-7		1330	X			11	X	X	X	X	X	X	X			-06
OBO2		1420	X			11	X	X	X	X	X	X	X			-07
OBO2A		1505	X			11	X	X	X	X	X	X	X			-08
TRIP BLANK	✓	-	X			1								-	TRIP BLANK	-09 -10 LF

* Please analyze 2 VOCs (1,2-Dibromo-3-chloropropane and 1, 2 Dibromoethane) by method 8011 in addition to method 8260.

Relinquished by: (Signature) 	Date/Time 8/31/21	Received by: (Signature) 	Relinquished by: (Signature)	Date/Time	Received by: (Signature)
(Printed) Andy Szamski	16:00	(Printed) Lori Foster	(Printed)		(Printed)

Relinquished by: (Signature) 	Date/Time 8/31/21	Received by Lab: (Signature) 	Turn Around Time:	Lab Use:
(Printed)	16:00	(Printed) Lori Foster	<input checked="" type="checkbox"/> Normal (7 day) <input type="checkbox"/> 5 day <input type="checkbox"/> 4 day <input type="checkbox"/> 3 day <input type="checkbox"/> Rush (2 day) <input type="checkbox"/> Next Day <input type="checkbox"/> Other: _____ <input type="checkbox"/> Specific Due Date: _____	Temp: _____ °C 5.0 <input checked="" type="checkbox"/> Received on Ice <input checked="" type="checkbox"/> Received same day <input type="checkbox"/> Preservation Appropriate

Delivery Method: <input type="checkbox"/> Courier <input checked="" type="checkbox"/> Client <input type="checkbox"/> UPS <input type="checkbox"/> FedEx <input type="checkbox"/> USPS <input type="checkbox"/> Other: _____	Special Instructions/QC Requirements & Comments:	Sample Disposal: <input type="checkbox"/> Return to Client <input type="checkbox"/> Disposal by lab <input type="checkbox"/> Archive for _____ days
--	--	--

Company Name: EA Engineering		Project Manager: Laura Oakes			Analysis Requested		CHAIN-OF-CUSTODY RECORD															
Project Name: GUDE Landfill		Project ID: 155604			8260LL VOC and 8011*		Maryland Spectral Services, Inc. 1500 Caton Center Drive, Suite G Baltimore, MD 21227 410-247-7600 • Fax 410-247-7602 reporting@mts.com Consolidated report to include acrylonitrile. Consolidated report to include acrylonitrile. Consolidated report to include acrylonitrile. Consolidated report to include acrylonitrile. Matrix Codes: NW (non-potable water) PW (potable water) MSS Lab ID: 1083127-09															
Sampler(s): A. Szamski, R. Williams		P.O. Number: 19541			6020 MDE Landfill List																	
Field Sample ID	/Date	Time	Water	Soil	Other	No. of Containers								Chloride, Nitrate, Sulfate, Alkalinity, Dissolved Solids Conductivity	Turbidity, pH	Suspended Solids	COD	Ammonia-Nitrogen	Preservative: 1+1 HCl, H2SO4, Methanol, Na2S2O3, NaHCO3		Field pH, Residual Chlorine, QC Request, Trip Blank, Field Blank	
ST-120	8/31/21		X			1	X	X	X	X	X	X	X	X	X							
* Please analyze 2 VOCs (1,2-Dibromo-3-chloropropane and 1, 2 Dibromoethane) by method 8011 in addition to method 8260.																						
Relinquished by: (Signature)		Date/Time		Received by: (Signature)			Relinquished by: (Signature)		Date/Time		Received by: (Signature)											
Andy Szamski		8/31/21																				
(Printed) ANDY SZAMSKI		1600		(Printed)			(Printed)				(Printed)											
Relinquished by: (Signature)		Date/Time		Received by Lab: (Signature)			Turn Around Time:		Lab Use:													
		16:00					<input checked="" type="checkbox"/> Normal (7 day) <input type="checkbox"/> 5 day <input type="checkbox"/> 4 day <input type="checkbox"/> 3 day <input type="checkbox"/> Rush (2 day) <input type="checkbox"/> Next Day <input type="checkbox"/> Other: _____ <input type="checkbox"/> Specific Due Date: _____		Temp: _____°C 5.0 <input checked="" type="checkbox"/> Received on Ice <input checked="" type="checkbox"/> Received same day <input type="checkbox"/> Preservation Appropriate													
(Printed)		8/31/21		Lori Foster					Sample Disposal: <input type="checkbox"/> Return to Client <input type="checkbox"/> Disposal by lab <input type="checkbox"/> Archive for _____ days													
Delivery Method:		Special Instructions/QC Requirements & Comments:																				
<input type="checkbox"/> Courier <input checked="" type="checkbox"/> Client <input type="checkbox"/> UPS <input type="checkbox"/> FedEx <input type="checkbox"/> USPS <input type="checkbox"/> Other: _____																						

Company Name: EA Engineering		Project Manager: Laura Oakes		Analysis Requested										CHAIN-OF-CUSTODY RECORD		
Project Name: GUDE Landfill		Project ID: 1556404		report release to include acrylonitrile. Consolidated report to include all results for all work orders listed on pages 2-4 Matrix Codes: NW (non-potable water) PW (potable water)										Maryland Spectral Services, Inc. 1500 Caton Center Drive, Suite G Baltimore, MD 21227 410-247-7600 • Fax 410-247-7602 reporting@mdspectral.com		
Sampler(s): A. Szamski, R. Williams		P.O. Number:												Preservative: 1 #1 HCl, H ₂ SO ₄ , Methanol, Na ₂ S ₂ O ₃ , NaHCO ₃		
Field Sample ID	Date	Time AW	Water	Soil	Other	No. of Containers	8260LL VOC and 8011*	6020 MDE Landfill List	Chloride, Nitrate, Sulfate, Alkalinity, Dissolved Solids Conductivity	Turbidity, pH	Suspended Solids	COD	Ammonia-Nitrogen			
MW-1B	9/2/21	0720	X			11	X	X	X	X	X	X	X	HCl, HNO ₃ , H ₂ SO ₄		- 01
MW-3B	9/2/21	1035				11										- 02
MW-3A	9/2/21	1110				11										- 03
OB08A	9/2/21	1140				11										- 04
OB08	9/2/21	1216				11										- 05
MW-24B	9/2/21	1308				11										- 06
MW-24A	9/2/21	1350				11										- 07
OB40	9/2/21					11									FIELD BLANK	- 08
OB04 MW-22B	9/2/21	1423				11										- 09
* Please analyze 2 VOCs (1,2-Dibromo-3-chloropropane and 1, 2 Dibromoethane) by method 8011 in addition to method 8260.																
Relinquished by: (Signature) 		Date/Time 9/2/21		Received by: (Signature) 				Relinquished by: (Signature)				Date/Time		Received by: (Signature)		
(Printed) Andy Szamski		1615		(Printed)				(Printed)						(Printed)		
Relinquished by: (Signature) 		Date/Time 16:19		Received by Lab. (Signature) 				Turn Around Time:				Lab Use:				
(Printed)		9/2/21		(Printed) Lori Foster				<input checked="" type="checkbox"/> Normal (7 day) <input type="checkbox"/> 5 day <input type="checkbox"/> 4 day <input type="checkbox"/> 3 day <input type="checkbox"/> Rush (2 day) <input type="checkbox"/> Next Day <input type="checkbox"/> Other: _____ <input type="checkbox"/> Specific Due Date: _____				Temp: _____ °C 4.9 ± 0 °C <input checked="" type="checkbox"/> Received on Ice <input checked="" type="checkbox"/> Received same day <input type="checkbox"/> Preservation Appropriate				
Delivery Method: <input type="checkbox"/> Courier <input type="checkbox"/> Client <input type="checkbox"/> UPS <input type="checkbox"/> FedEx <input type="checkbox"/> USPS <input type="checkbox"/> Other:		Special Instructions/QC Requirements & Comments:				<input type="checkbox"/> Return to Client <input type="checkbox"/> Disposal by lab <input type="checkbox"/> Archive for _____ days										

2

Company Name: EA Engineering		Project Manager: Laura Oakes		Analysis Requested										CHAIN-OF-CUSTODY RECORD		
Project Name: GUDE Landfill		Project ID: 1556404		No. of Containers	8260LL VOC and 8011* 6020 MDE Landfill List	Chloride, Nitrate, Sulfate, Alkalinity, Dissolved Solids Conductivity	Turbidity, pH	Suspended Solids	COD	Ammonia-Nitrogen	Maryland Spectral Services, Inc. 1500 Caton Center Drive, Suite G Baltimore, MD 21227 410-247-7600 • Fax 410-247-7602 reporting@mdspectral.com Consolidated report to include all results for all work orders listed on pages 2-4. Matrix Codes: NW (non-potable water) PW (potable water)					
Sampler(s): A. Szamski, R. Williams		P.O. Number:									Preservative: 1+1 HCl, H ₂ SO ₄ , Methanol, Na ₂ S ₂ O ₃ , NaHCO ₃		Field pH, Residual Chlorine, QC Request, Trip Blank, Field Blank		MSS Lab ID	
Field Sample ID		Date	Time								Water	Soil	Other			
MW-22A		9/2/21	1505	X			X	X	X	X	H ₂ SO ₄ , HNO ₃ , HCl		1090210	-10		
TRIP BLANK		9/2/21	—	X								TRIP BLANK		-11		
* Please analyze 2 VOCs (1,2-Dibromo-3-chloropropane and 1, 2 Dibromoethane) by method 8011 in addition to method 8260.																
Relinquished by: (Signature) 		Date/Time 9/2/21		Received by: (Signature) 			Relinquished by: (Signature) 			Date/Time		Received by: (Signature) 				
(Printed) Andy Szamski		1615		(Printed)			(Printed)					(Printed)				
Relinquished by: (Signature) 		Date/Time 16:19		Received by Lab: (Signature) 			Turn Around Time:			Lab Use:						
(Printed)		9/2/21		(Printed) Lori Foster			<input checked="" type="checkbox"/> Normal (7 day) <input type="checkbox"/> 5 day <input type="checkbox"/> 4 day <input type="checkbox"/> 3 day <input type="checkbox"/> Rush (2 day) <input type="checkbox"/> Next Day <input type="checkbox"/> Other: _____ <input type="checkbox"/> Specific Due Date: _____			Temp: _____°C 4.9 ± 0°C <input type="checkbox"/> Received on Ice <input checked="" type="checkbox"/> Received same day <input type="checkbox"/> Preservation Appropriate Sample Disposal: <input type="checkbox"/> Return to Client <input type="checkbox"/> Disposal by lab <input type="checkbox"/> Archive for _____ days						
Delivery Method: <input type="checkbox"/> Courier <input type="checkbox"/> Client <input type="checkbox"/> UPS <input type="checkbox"/> FedEx <input type="checkbox"/> USPS <input type="checkbox"/> Other:		Special Instructions/QC Requirements & Comments:														

1

Company Name: EA Engineering		Project Manager: Laura Oakes		Analysis Requested										CHAIN-OF-CUSTODY RECORD		
Project Name: GUDE Landfill		Project ID: 1556404		No. of Containers	8260LL VOC and 8011*	6020 MDE Landfill List	Chloride, Nitrate, Sulfate, Alkalinity, Dissolved Solids Conductivity	Turbidity, pH	Suspended Solids	COD	Ammonia-Nitrogen	Maryland Spectral Services, Inc. 1500 Caton Center Drive, Suite G Baltimore, MD 21227 410-247-7600 • Fax 410-247-7602				
Sampler(s): A. Szamski, R. Williams		P.O. Number: 19541										Matrix Codes: NW (non-potable water) PW (potable water)				
Field Sample ID	Date	Time	Water									Soil	Other	Preservative: 1+1 HCl, H ₂ SO ₄ , Methanol, Na ₂ S ₂ O ₃ , NaHCO ₃	Field pH, Residual Chlorine, QC Request, Trip Blank, Field Blank	MSS Lab ID
ST-015	9/3/21	0745	X			X	X	X	X	X	X	HCl, HNO ₃ , H ₂ SO ₄	1090314 - 01			
OBO15		0845											-02			
OB12		0811											-03			
OB11A		0938											-04			
OB11		1105											-05			
OBO25		1025											-06			
MW-23A		1140											-07			
MW-23B		1235											-08			
OBSO	↓	-	↓										FIELD BLANK - 09			

* Please analyze 2 VOCs (1,2-Dibromo-3-chloropropane and 1, 2 Dibromoethane) by method 8011 in addition to method 8260.

Relinquished by: (Signature) 	Date/Time 9/3/21	Received by: (Signature) 	Relinquished by: (Signature)	Date/Time	Received by: (Signature)
(Printed) Andy Szamski	1320	(Printed)	(Printed)		(Printed)
Relinquished by: (Signature) 	Date/Time 9/3/21	Received by Lab: (Signature) 	Turn Around Time:	Lab Use:	
(Printed)	1320	(Printed) S. HAMNER	<input type="checkbox"/> Normal (7 day) <input type="checkbox"/> 5 day <input type="checkbox"/> 4 day <input type="checkbox"/> 3 day <input type="checkbox"/> Rush (2 day) <input type="checkbox"/> Next Day <input type="checkbox"/> Other: _____ <input type="checkbox"/> Specific Due Date: _____	Temp: 10 °C <input checked="" type="checkbox"/> Received on Ice <input checked="" type="checkbox"/> Received same day <input checked="" type="checkbox"/> Preservation Appropriate	
Delivery Method:	Special Instructions/QC Requirements & Comments:		Sample Disposal:		
<input type="checkbox"/> Courier <input type="checkbox"/> Client <input type="checkbox"/> UPS <input type="checkbox"/> FedEx <input type="checkbox"/> USPS <input type="checkbox"/> Other: _____			<input type="checkbox"/> Return to Client <input type="checkbox"/> Disposal by lab <input type="checkbox"/> Archive for _____ days		

2

Company Name: EA Engineering		Project Manager: Laura Oakes		Analysis Requested										CHAIN-OF-CUSTODY RECORD		
Project Name: GUDE Landfill		Project ID: 1556404		No. of Containers	8260LL VOC and 8011*	6020 MDE Landfill List	Chloride, Nitrate, Sulfate, Alkalinity, Dissolved Solids Conductivity	Turbidity, pH	Suspended Solids	COD	Ammonia-Nitrogen	Maryland Spectral Services, Inc. 1500 Caton Center Drive, Suite G Baltimore, MD 21227 410-247-7600 • Fax 410-247-7602 reporting@mdspectral.com				
Sampler(s): A. Szamski, R. Williams		P.O. Number: 19541										Consolidated report to include all results for all work orders listed on pages 2-4.				
Field Sample ID		Date	Time									Water	Soil	Other	Matrix Codes: NW (non-potable water) PW (potable water)	
TRIP BLANK		9/13/21	-	X									TRIP BLANK	- 10		

* Please analyze 2 VOCs (1,2-Dibromo-3-chloropropane and 1, 2 Dibromoethane) by method 8011 in addition to method 8260.

Relinquished by: (Signature) 		Date/Time 9/13/21	Received by: (Signature)		Relinquished by: (Signature)		Date/Time	Received by: (Signature)	
(Printed) Andy Szamski		1320	(Printed)		(Printed)			(Printed)	
Relinquished by: (Signature)		Date/Time 9/13/21	Received by Lab: (Signature) 		Turn Around Time:		Lab Use:		
(Printed)		1320	(Printed) S. Hamm		<input checked="" type="checkbox"/> Normal (7 day) <input type="checkbox"/> 5 day <input type="checkbox"/> 4 day <input type="checkbox"/> 3 day <input type="checkbox"/> Rush (2 day) <input type="checkbox"/> Next Day <input type="checkbox"/> Other: _____ <input type="checkbox"/> Specific Due Date: _____		Temp: 10 °C <input checked="" type="checkbox"/> Received on Ice <input type="checkbox"/> Received same day <input checked="" type="checkbox"/> Preservation Appropriate		
Delivery Method: <input type="checkbox"/> Courier <input type="checkbox"/> Client <input type="checkbox"/> UPS <input type="checkbox"/> FedEx <input type="checkbox"/> USPS <input type="checkbox"/> Other: _____		Special Instructions/QC Requirements & Comments:				Sample Disposal: <input type="checkbox"/> Return to Client <input type="checkbox"/> Disposal by lab <input type="checkbox"/> Archive for ____ days			

1

Company Name: EA Engineering		Project Manager: Laura Oakes		Analysis Requested										CHAIN-OF-CUSTODY RECORD		
Project Name: GUDE Landfill		Project ID: 1556404		No. of Containers	8260LL VOC and 8011*	6020 MDE Landfill List	Chloride, Nitrate, Sulfate, Alkalinity, Dissolved Solids Conductivity	Turbidity, pH	Suspended Solids	COD	Ammonia-Nitrogen	Maryland Spectral Services, Inc. 1500 Caton Center Drive, Suite G Baltimore, MD 21227 410-247-7600 • Fax 410-247-7602 reporting@mdspectral.com Consolidated report to include all results for all work orders listed on pages 2-4 Matrix Codes: NW (non-potable water) PW (potable water)				
Sampler(s): A. Szamski, R. Williams		P.O. Number: 19541										Preservative: 1+1 HCl, H ₂ SO ₄ , Methanol, Na ₂ S ₂ O ₃ , NaHCO ₃	Field pH, Residual Chlorine, QC Request, Trip Blank, Field Blank	MSS Lab ID		
Field Sample ID	Date	Time	Water	Soil	Other											
OB07A	9/17/21	0755	X			11	X	X	X	X	X	X	HCl, H ₂ SO ₄ , HNO ₃	1090717-01		
OB07		1035												-02		
OB06		1145												-03		
OB102		1240												-04		
MW-2B		1420												-05		
MW-2A		1505												-06		
ST-065		0900												-07		
TRIPBLANK		-				1							TRIPBLANK	-14		
MW-29A		0950					X	X	X	X	X	X	HCl, H ₂ SO ₄ , HNO ₃	-08		

* Please analyze 2 VOCs (1,2-Dibromo-3-chloropropane and 1, 2 Dibromoethane) by method 8011 in addition to method 8260.

Relinquished by: (Signature) 	Date/Time 9/17/21	Received by: (Signature)	Relinquished by: (Signature)	Date/Time	Received by: (Signature)
(Printed) Andy Szamski	1404	(Printed)	(Printed)		(Printed)
Relinquished by: (Signature) 	Date/Time 1615	Received by Lab: (Signature) 	Turn Around Time:	Lab Use:	
(Printed)	9/17/21	(Printed) Samir Al-Ali	<input checked="" type="checkbox"/> Normal (7 day) <input type="checkbox"/> 5 day <input type="checkbox"/> 4 day <input type="checkbox"/> 3 day <input type="checkbox"/> Rush (2 day) <input type="checkbox"/> Next Day <input type="checkbox"/> Other: _____ <input type="checkbox"/> Specific Due Date: _____	<input checked="" type="checkbox"/> Temp: 5-2°C <input checked="" type="checkbox"/> Received on Ice <input type="checkbox"/> Received same day <input type="checkbox"/> Preservation Appropriate	
Delivery Method: <input type="checkbox"/> Courier <input type="checkbox"/> Client <input type="checkbox"/> UPS <input type="checkbox"/> FedEx <input type="checkbox"/> USPS <input type="checkbox"/> Other: _____	Special Instructions/QC Requirements & Comments:		Sample Disposal: <input type="checkbox"/> Return to Client <input type="checkbox"/> Disposal by lab <input type="checkbox"/> Archive for _____ days		

2

Company Name: EA Engineering		Project Manager: Laura Oakes		Analysis Requested										CHAIN-OF-CUSTODY RECORD			
Project Name: GUDE Landfill		Project ID: 1556404		No. of Containers	8260LL VOC and 8011*	6020 MDE Landfill List	Chloride, Nitrate, Sulfate, Alkalinity, Dissolved Solids Conductivity	Turbidity, pH	Suspended Solids	COD	Ammonia-Nitrogen	Maryland Spectral Services, Inc. 1500 Caton Center Drive, Suite G Baltimore, MD 21227 410-247-7600 • Fax 410-247-7602 reporting@mdspectral.com <small>Consolidated report to include all results for all work orders listed on pages 2-4.</small> Matrix Codes: NW (non-potable water) PW (potable water)					
Sampler(s): A. Szamski, R. Williams		P.O. Number: 19541										Preservative: 1+1 HCl, H ₂ SO ₄ , Methanol, Na ₂ S ₂ O ₃ , NaHCO ₃	Field pH, Residual Chlorine, QC Request, Trip Blank, Field Blank		MSS Lab ID		
Field Sample ID	Date	Time	Water									Soil	Other				
MW-25B	9/7/21	1054	X			11	X	X	X	X	X	X	HCl, H ₂ SO ₄ , HNO ₃	1090717			
OB-10		1158												- 09			
MW-4		1248												- 10			
ST-70		1305												- 11			
MW-6		1431												- 12			
														- 13			
* Please analyze 2 VOCs (1,2-Dibromo-3-chloropropane and 1, 2 Dibromoethane) by method 8011 in addition to method 8260.																	
Relinquished by: (Signature) 		Date/Time 9/7/21		Received by: (Signature) 		Relinquished by: (Signature) 		Date/Time 1404		Received by: (Signature) 				Received by: (Signature) 			
(Printed) Andy Szamski				(Printed) Sam Adams		(Printed)				(Printed)				(Printed)			
Relinquished by: (Signature) 		Date/Time 1615		Received by Lab: (Signature) 		Turn Around Time:		Lab Use:									
(Printed)		9/7/21		(Printed) Sam Adams		<input checked="" type="checkbox"/> Normal (7 day) <input type="checkbox"/> 5 day <input type="checkbox"/> 4 day <input type="checkbox"/> 3 day <input type="checkbox"/> Rush (2 day) <input type="checkbox"/> Next Day <input type="checkbox"/> Other: _____ <input type="checkbox"/> Specific Due Date: _____		<input checked="" type="checkbox"/> Temp: 5-2°C <input checked="" type="checkbox"/> Received on Ice <input type="checkbox"/> Received same day <input type="checkbox"/> Preservation Appropriate									
Delivery Method: <input type="checkbox"/> Courier <input type="checkbox"/> Client <input type="checkbox"/> UPS <input type="checkbox"/> FedEx <input type="checkbox"/> USPS <input type="checkbox"/> Other:		Special Instructions/QC Requirements & Comments:						Sample Disposal:		<input type="checkbox"/> Return to Client <input type="checkbox"/> Disposal by lab <input type="checkbox"/> Archive for ____ days							

Company Name: EA Engineering		Project Manager: Laura Oakes		Analysis Requested										CHAIN-OF-CUSTODY RECORD						
Project Name: GUDE Landfill		Project ID: 1556404		No. of Containers	8260LL VOC and 8011*	6020 MDE Landfill List	Chloride, Nitrate, Sulfate, Alkalinity, Dissolved Solids Conductivity	Turbidity, pH	Suspended Solids	COD	Ammonia-Nitrogen	Maryland Spectral Services, Inc. 1500 Caton Center Drive, Suite G Baltimore, MD 21227 410-247-7600 • Fax 410-247-7602 reporting@mdspectral.com <small>Consolidated report to include all results for all work orders listed on pages 2-4.</small> Matrix Codes: NW (non-potable water) PW (potable water)								
Sampler(s): A. Szamski, R. Williams		P.O. Number: <u>19571</u>										Field Sample ID	Date	Time	Water	Soil	Other	Preservative: 1 +1 HCl, H ₂ SO ₄ , Methanol, Na ₂ S ₂ O ₃ , NaHCO ₃	Field pH, Residual Chlorine, QC Request, Trip Blank, Field Blank	MSS Lab ID
MW-19B		9/8/21	1015										1090816-01							
MW-19A			1100										-02							
OB01			1215										-03							
MW-14A			1445										-04							
MW-14B			1523										-05							
MW-11A			1705										-06							
MW-11B			1140										-07							
MW-10			1015										-08							
TRIP BLANK			-	X									TRIP BLANK							

* Please analyze 2 VOCs (1,2-Dibromo-3-chloropropane and 1, 2 Dibromoethane) by method 8011 in addition to method 8260.

Relinquished by: (Signature) 	Date/Time 9/8/21	Received by: (Signature) 	Relinquished by: (Signature)	Date/Time	Received by: (Signature)
(Printed) Andy Szamski	1545	(Printed) Melba Holcz	(Printed)		(Printed)
Relinquished by: (Signature) 	Date/Time 9/8/21	Received by Lab: (Signature)	Turn Around Time:	Lab Use:	
(Printed)		(Printed)	<input checked="" type="checkbox"/> Normal (7 day) <input type="checkbox"/> 5 day <input type="checkbox"/> 4 day <input type="checkbox"/> 3 day <input type="checkbox"/> Rush (2 day) <input type="checkbox"/> Next Day <input type="checkbox"/> Other: _____ <input type="checkbox"/> Specific Due Date: _____	Temp: _____ °C 10.2 <input checked="" type="checkbox"/> Received on Ice <input type="checkbox"/> Received same day <input type="checkbox"/> Preservation Appropriate	
Delivery Method:	Special Instructions/QC Requirements & Comments:		Sample Disposal:		
<input type="checkbox"/> Courier <input checked="" type="checkbox"/> Client <input type="checkbox"/> UPS <input type="checkbox"/> FedEx <input type="checkbox"/> USPS <input type="checkbox"/> Other: _____			<input type="checkbox"/> Return to Client <input type="checkbox"/> Disposal by lab <input type="checkbox"/> Archive for _____ days		

Company Name: EA Engineering		Project Manager: Laura Oakes		Analysis Requested										CHAIN-OF-CUSTODY RECORD			
Project Name: GUDE Landfill		Project ID: 1556404		No. of Containers	8260LL VOC and 8011*	6020 MDE Landfill List	Chloride, Nitrate, Sulfate, Alkalinity, Dissolved Solids Conductivity	Turbidity, pH	Suspended Solids	COD	Ammonia-Nitrogen	Maryland Spectral Services, Inc. 1500 Caton Center Drive, Suite G Baltimore, MD 21227 410-247-7600 • Fax 410-247-7602 reporting@mdspectral.com Consolidated report to include all results for all work orders listed on pages 2-4 Matrix Codes: NW (non-potable water) PW (potable water)					
Sampler(s): A. Szamski, R. Williams		P.O. Number: 19541										Preservative: 1 +1 HCl, H ₂ SO ₄ , Methanol, Na ₂ S ₂ O ₃ , NaHCO ₃		Field pH, Residual Chlorine, QC Request, Trip Blank, Field Blank		MSS Lab ID	
Field Sample ID		Date	Time									Water	Soil	Other			
ST-80		9/9/21	1100	X			X	X	X	X	X	X	HCl, H ₂ SO ₄ , NaHCO ₃	1090915-01			
MW-15			1102											-02			
MW-12			0930											-03			
MW-9			0912											-04			
TRIP BLANK			-											-05			
* Please analyze 2 VOCs (1,2-Dibromo-3-chloropropane and 1, 2 Dibromoethane) by method 8011 in addition to method 8260.																	
Relinquished by: (Signature) 		Date/Time 9/9/21		Received by: (Signature) 				Relinquished by: (Signature)				Date/Time		Received by: (Signature)			
(Printed) Andy Szamski		1220		(Printed)				(Printed)						(Printed)			
Relinquished by: (Signature) 		Date/Time 12:20		Received by Lab: (Signature) 				Turn Around Time:				Lab Use:					
(Printed)		9/9/21		(Printed) Lori Foster				<input checked="" type="checkbox"/> Normal (7 day) <input type="checkbox"/> 5 day <input type="checkbox"/> 4 day <input type="checkbox"/> 3 day <input type="checkbox"/> Rush (2 day) <input type="checkbox"/> Next Day <input type="checkbox"/> Other: _____ <input type="checkbox"/> Specific Due Date: _____				Temp: ____ °C 9.4 <input checked="" type="checkbox"/> Received on Ice <input type="checkbox"/> Received same day <input type="checkbox"/> Preservation Appropriate					
Delivery Method: <input type="checkbox"/> Courier <input checked="" type="checkbox"/> Client <input type="checkbox"/> UPS <input type="checkbox"/> FedEx <input type="checkbox"/> USPS <input type="checkbox"/> Other:		Special Instructions/QC Requirements & Comments:								Sample Disposal: <input type="checkbox"/> Return to Client <input type="checkbox"/> Disposal by lab <input type="checkbox"/> Archive for ____ days							

SUBCONTRACT ORDER
Maryland Spectral Services

1083012

WO#: 35660317



35660317

SENDING LABORATORY:

Maryland Spectral Services
1500 Caton Center Dr. Suite G
Halethorpe, MD 21227
Phone: 410.247.7600
Project Manager: Cory Koons
Reports Email: Reporting@mdspectral.com

RECEIVING LABORATORY:

Pace Labs-FL
8 East Tower Circle
Ormond Beach, FL 32174
Phone : (386) 672-5668
Fax:

Due 4:00 PM 09/09/21

Laboratory ID

Comments

Sample ID: 1083012-01 MW-13B Water Sampled:08/30/21 10:00 Bottles H and F labeled as MW-30 but should b

Alkalinity Nitrogen, Ammonia

Containers Supplied:

Plastic, 0.25L H2SO4 (J) Plastic, 0.5L None (K)

Sample ID: 1083012-02 MW-13A Water Sampled:08/30/21 11:05

Alkalinity Nitrogen, Ammonia

Containers Supplied:

Sample ID: 1083012-03 0B04A Water Sampled:08/30/21 12:15

Alkalinity Nitrogen, Ammonia

Containers Supplied:

Sample ID: 1083012-04 0B04 Water Sampled:08/30/21 13:05

Alkalinity Nitrogen, Ammonia

Containers Supplied:

Released By [Signature] 15:36 8/31/21 Date Received By [Signature] / Pace 8/31/21 15:36 Date

Released By [Signature] / Pace 8-31-21 19:00 Date Received By [Signature] 9-1-21 1055 Date

Report revised to include acrylonitrile. Consolidated report to include all results for all work orders listed on pages 2-4.

Page 356 of 370

**SUBCONTRACT ORDER
Maryland Spectral Services**

1083012

Due 4:00 PM 09/09/21

Laboratory ID

Comments

Sample ID: 1083012-05 0B105 Water Sampled:08/30/21 15:05

Alkalinity Nitrogen, Ammonia

Containers Supplied:




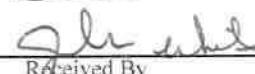
Sample ID: 1083012-06 0B030 Water Sampled:08/30/21 00:00

Alkalinity Nitrogen, Ammonia

Containers Supplied:

Report revised to include acrylonitrile. Consolidated report to include all results for all work orders listed on pages 2-4.

15:36

	8/31/21	 / Face	8/31/21	15:36
Released By	Date	Received By	Date	
	8-31-21 1800		9-1-21	10:55
Released By	Date	Received By	Date	

Page 357 of 370

SUBCONTRACT ORDER
Maryland Spectral Services

1083127

WO#: 35660670



35660670

SENDING LABORATORY:

Maryland Spectral Services
1500 Caton Center Dr. Suite G
Halethorpe, MD 21227
Phone: 410.247.7600
Project Manager: Cory Koons
Reports Email: Reporting@mdspectral.com

RECEIVING LABORATORY:

Pace Labs-FL
8 East Tower Circle
Ormond Beach, FL 32174
Phone : (386) 672-5668
Fax:

Due 4:00 PM 09/10/21

Laboratory ID

Comments

Sample ID: 1083127-01 MW-16B Water Sampled:08/31/21 09:45

Alkalinity Nitrogen, Ammonia

Containers Supplied:

Plastic, 0.25L H2SO4 (J) Plastic, 0.5L None (K)

Sample ID: 1083127-02 MW-16 Water Sampled:08/31/21 10:40

Alkalinity Nitrogen, Ammonia

Containers Supplied:

Plastic, 0.25L H2SO4 (J) Plastic, 0.5L None (K)

Sample ID: 1083127-03 0B03 Water Sampled:08/31/21 11:35

Alkalinity Nitrogen, Ammonia

Containers Supplied:

Plastic, 0.25L H2SO4 (J) Plastic, 0.5L None (K)

Sample ID: 1083127-04 0B03A Water Sampled:08/31/21 12:12

Alkalinity Nitrogen, Ammonia

Containers Supplied:

Plastic, 0.25L H2SO4 (J) Plastic, 0.5L None (K)

Released By: [Signature] Date: 9/1/21 13:53 Received By: [Signature] Date: 9/1/21 13:53
Released By: [Signature] Date: 9/1/21 16:30 Received By: [Signature] Date: 9/1/21 10:40

Report revised to include acrylonitrile. Consolidated report to include all results for all work orders listed on pages 2-4.

**SUBCONTRACT ORDER
Maryland Spectral Services**

1083127

Due 4:00 PM 09/10/21

Laboratory ID

Comments

Sample ID: 1083127-05 MW-8 Water Sampled:08/31/21 12:47

Alkalinity Nitrogen, Ammonia

Containers Supplied:

Plastic, 0.25L H2SO4 (J) Plastic, 0.5L None (K)

Sample ID: 1083127-06 MW-7 Water Sampled:08/31/21 13:30

Alkalinity Nitrogen, Ammonia

Containers Supplied:

Plastic, 0.25L H2SO4 (J) Plastic, 0.5L None (K)

Sample ID: 1083127-07 OB02 Water Sampled:08/31/21 14:20

Alkalinity Nitrogen, Ammonia

Containers Supplied:

Plastic, 0.25L H2SO4 (J) Plastic, 0.5L None (K)

Sample ID: 1083127-08 OB02A Water Sampled:08/31/21 15:05

Alkalinity Nitrogen, Ammonia

Containers Supplied:

Plastic, 0.25L H2SO4 (J) Plastic, 0.5L None (K)

Sample ID: 1083127-09 ST-120 Water Sampled:08/31/21 15:05

Alkalinity Nitrogen, Ammonia

Containers Supplied:

Plastic, 0.25L H2SO4 (J) Plastic, 0.5L None (K)

Report revised to include acrylonitrile. Consolidated report to include all results for all work orders listed on pages 2-4.

Page 359 of 370

13:53
9/1/21

J ~ Pace 9/1/21 13:53

Released By	Date	Received By	Date
<i>[Signature]</i>	9/1/21 16:30	<i>[Signature]</i>	9-1-21 10:50

SUBCONTRACT ORDER
Maryland Spectral Services

1090210

WO# : 35661863



SENDING LABORATORY:

Maryland Spectral Services
1500 Caton Center Dr. Suite G
Halethorpe, MD 21227
Phone: 410.247.7600
Project Manager: Cory Koons
Reports Email: Reporting@mdspectral.com

RECEIVING LABORATORY:

Pace Labs-FL
8 East Tower Circle
Ormond Beach, FL 32174
Phone :(386) 672-5668
Fax:

Due 4:00 PM 09/14/21

Laboratory ID

Comments

Sample ID: 1090210-01 MW-1B Water Sampled:09/02/21 09:20

Alkalinity Nitrogen, Ammonia

Containers Supplied:

Plastic, 0.25L H2SO4 (J) Plastic, 0.5L None (K)

Sample ID: 1090210-02 MW-3B Water Sampled:09/02/21 10:35

Alkalinity Nitrogen, Ammonia

Containers Supplied:

Plastic, 0.25L H2SO4 (J) Plastic, 0.5L None (K)

Sample ID: 1090210-03 MW-3A Water Sampled:09/02/21 11:10

Alkalinity Nitrogen, Ammonia

Containers Supplied:

Plastic, 0.25L H2SO4 (J) Plastic, 0.5L None (K)

Sample ID: 1090210-04 OB08A Water Sampled:09/02/21 11:40

Alkalinity Nitrogen, Ammonia

Containers Supplied:

Plastic, 0.25L H2SO4 (J) Plastic, 0.5L None (K)

Report revised to include acrylonitrile. Consolidated report to include all results for all work orders listed on pages 2-4.

Page 360 of 370

	16:00 9/3/21		1 Pace 9/3/21 1600
Released By	Date	Received By	Date
	1 Pace 9/3/21 1900	ASIPaire	9/14/21 1140
Released By	Date	Received By	Date

201

SUBCONTRACT ORDER
Maryland Spectral Services

1090210

Due 4:00 PM 09/14/21

Laboratory ID

Comments

Sample ID: 1090210-05 OB08 Water Sampled:09/02/21 12:16

Alkalinity Nitrogen, Ammonia

Containers Supplied:

Plastic, 0.25L H2SO4 (J) Plastic, 0.5L None (K)

Sample ID: 1090210-06 MW-24B Water Sampled:09/02/21 13:08

Alkalinity Nitrogen, Ammonia

Containers Supplied:

Plastic, 0.25L H2SO4 (J) Plastic, 0.5L None (K)

Sample ID: 1090210-07 MW-24A Water Sampled:09/02/21 13:50

Alkalinity Nitrogen, Ammonia

Containers Supplied:

Plastic, 0.25L H2SO4 (J) Plastic, 0.5L None (K)

Sample ID: 1090210-08 OB40 Water Sampled:09/02/21 00:00

Alkalinity Nitrogen, Ammonia

Containers Supplied:

Plastic, 0.25L H2SO4 (J) Plastic, 0.5L None (K)

Sample ID: 1090210-09 MW-22B Water Sampled:09/02/21 14:23

Alkalinity Nitrogen, Ammonia

Containers Supplied:

Plastic, 0.25L H2SO4 (J) Plastic, 0.5L None (K)

FIELD BLANK

Report revised to include acrylonitrile. Consolidated report to include all results for all work orders listed on pages 2-4.

Page 361 of 370

16:00

Released By

Date

Received By

Date

Released By

Date

Received By

Date

[Signature] 9/3/21

[Signature] Pace 9/3/21 1600

[Signature] Pace 9/3/21 1900

[Signature] AS/Pace 9/14/21 1120

201

SUBCONTRACT ORDER
Maryland Spectral Services

1090210

Due 4:00 PM 09/14/21

Laboratory ID

Comments

Sample ID: 1090210-10

MW-22A

Water

Sampled:09/02/21 15:05

Alkalinity

Nitrogen, Ammonia

Containers Supplied:

Plastic, 0.25L H2SO4 (J) Plastic, 0.5L None (K)

Report revised to include acrylonitrile. Consolidated report to include all results for all work orders listed on pages 2-4.

Page 362 of 370

Released By

Date

Received By

Date

Released By

Date

Received By

Date

16:00

9/3/21

J. Pace

9/3/21

16:00

AS More

9/14/21

1140

21

SUBCONTRACT ORDER
Maryland Spectral Services
1090319



SENDING LABORATORY:

Maryland Spectral Services
 1500 Caton Center Dr. Suite G
 Halethorpe, MD 21227
 Phone: 410.247.7600
 Project Manager: Cory Koons

RECEIVING LABORATORY:

Pace Labs-FL
 8 East Tower Circle
 Ormond Beach, FL 32174
 Phone :(386) 672-5668
 Fax:

Reports Email: Reporting@mdspectral.com

Due 4:00 PM 09/15/21

Sample ID:	ST	Water	Sampled:	Laboratory ID	Comments
1090319-01	ST-015	Water	09/03/21 07:45		
<u>Alkalinity</u>		<u>Nitrogen, Ammonia</u>			
<i>Containers Supplied:</i> Plastic, 0.25L H2SO4 (J) Plastic, 0.5L None (K)					
1090319-02	OB015	Water	09/03/21 08:45		
<u>Alkalinity</u>		<u>Nitrogen, Ammonia</u>			
<i>Containers Supplied:</i> Plastic, 0.25L H2SO4 (J) Plastic, 0.5L None (K)					
1090319-03	OB12	Water	09/03/21 08:11		
<u>Alkalinity</u>		<u>Nitrogen, Ammonia</u>			
<i>Containers Supplied:</i> Plastic, 0.25L H2SO4 (J) Plastic, 0.5L None (K)					
1090319-04	OB11A	Water	09/03/21 09:38		
<u>Alkalinity</u>		<u>Nitrogen, Ammonia</u>			
<i>Containers Supplied:</i> Plastic, 0.25L H2SO4 (J) Plastic, 0.5L None (K)					

Report revised to include acrylonitrile. Consolidated report to include all results for all work orders listed on pages 2-4.

Page 363 of 370

Released By	Date	Received By	Date
<i>[Signature]</i>	9/13/21 16:00	<i>[Signature]</i>	9/13/21 16:00
Released By	Date	Received By	Date
<i>[Signature]</i>	9/13/21 1900	<i>[Signature]</i>	9/14/21 1120

201

**SUBCONTRACT ORDER
Maryland Spectral Services**

1090319

Due 4:00 PM 09/15/21

Laboratory ID

Comments

Sample ID: 1090319-05 OB11 Water Sampled:09/03/21 11:05

Alkalinity Nitrogen, Ammonia

Containers Supplied:

Plastic, 0.25L H2SO4 (J) Plastic, 0.5L None (K)

Sample ID: 1090319-06 OB025 Water Sampled:09/03/21 10:25

Alkalinity Nitrogen, Ammonia

Containers Supplied:

Plastic, 0.25L H2SO4 (J) Plastic, 0.5L None (K)

Sample ID: 1090319-07 MW-21A Water Sampled:09/03/21 11:40

Alkalinity Nitrogen, Ammonia

Containers Supplied:

Plastic, 0.25L H2SO4 (J) Plastic, 0.5L None (K)

Sample ID: 1090319-08 MW-21B Water Sampled:09/03/21 12:35

Alkalinity Nitrogen, Ammonia

Containers Supplied:

Plastic, 0.25L H2SO4 (J) Plastic, 0.5L None (K)

Sample ID: 1090319-09 OB50 Water Sampled:09/03/21 12:35

Alkalinity Nitrogen, Ammonia

Containers Supplied:

Plastic, 0.25L H2SO4 (J) Plastic, 0.5L None (K)

Report revised to include acrylonitrile. Consolidated report to include all results for all work orders listed on pages 2-4.

Page 364 of 370

16:00
9/3/21
Released By: [Signature] Date: 9/3/21
Received By: [Signature] Date: 9/3/21 16:00
Released By: [Signature] Date: 9/3/21 1900
Received By: [Signature] Date: 9/4/21 1120

WO# : 35662058



35662058

SUBCONTRACT ORDER
Maryland Spectral Services

1090717

SENDING LABORATORY:

Maryland Spectral Services
1500 Caton Center Dr. Suite G
Halethorpe, MD 21227
Phone: 410.247.7600
Project Manager: Cory Koons
Reports Email: Reporting@mdspectral.com

RECEIVING LABORATORY:

Pace Labs-FL
8 East Tower Circle
Ormond Beach, FL 32174
Phone :(386) 672-5668
Fax:

Due 4:00 PM 09/16/21

Laboratory ID

Comments

Sample ID: 1090717-01 0B07A Water Sampled:09/07/21 09:55

Alkalinity Nitrogen, Ammonia

Containers Supplied:

Plastic, 0.25L H2SO4 (J) Plastic, 0.5L None (K)

Sample ID: 1090717-02 0B07 Water Sampled:09/07/21 10:35

Alkalinity Nitrogen, Ammonia

Containers Supplied:

Plastic, 0.25L H2SO4 (J) Plastic, 0.5L None (K)

Sample ID: 1090717-03 0B06 Water Sampled:09/07/21 11:45

Alkalinity Nitrogen, Ammonia

Containers Supplied:

Plastic, 0.25L H2SO4 (J) Plastic, 0.5L None (K)

Sample ID: 1090717-04 0B102 Water Sampled:09/07/21 12:40

Alkalinity Nitrogen, Ammonia

Containers Supplied:

Plastic, 0.25L H2SO4 (J) Plastic, 0.5L None (K)

Released By	<i>[Signature]</i>	Date	9/8/21	Received By	<i>[Signature]</i> Pace	Date	9/8/21 14:17
Released By	<i>[Signature]</i> Pace	Date	9/8/21 18:00	Received By	<i>[Signature]</i>	Date	9/10/21 1033

Report revised to include acrylonitrile. Consolidated report to include all results for all work orders listed on pages 2-4.

Page 365 of 370

**SUBCONTRACT ORDER
Maryland Spectral Services**

1090717

Due 4:00 PM 09/16/21

Laboratory ID

Comments

Sample ID: 1090717-05 MW-2B Water Sampled:09/07/21 14:20

Alkalinity Nitrogen, Ammonia

Containers Supplied:

Plastic, 0.25L H2SO4 (J) Plastic, 0.5L None (K)

Sample ID: 1090717-06 MW-2A Water Sampled:09/07/21 15:05

Alkalinity Nitrogen, Ammonia

Containers Supplied:

Plastic, 0.25L H2SO4 (J) Plastic, 0.5L None (K)

Sample ID: 1090717-07 ST-065 Water Sampled:09/07/21 09:00

Alkalinity Nitrogen, Ammonia

Containers Supplied:

Plastic, 0.25L H2SO4 (J) Plastic, 0.5L None (K)

Sample ID: 1090717-08 MW-23A Water Sampled:09/07/21 09:50

Alkalinity Nitrogen, Ammonia

Containers Supplied:

Plastic, 0.25L H2SO4 (J) Plastic, 0.5L None (K)

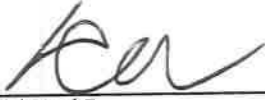

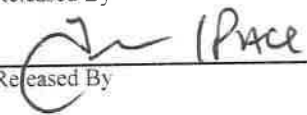
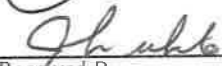
Sample ID: 1090717-09 MW-23B Water Sampled:09/07/21 10:54

Alkalinity Nitrogen, Ammonia

Containers Supplied:

Plastic, 0.25L H2SO4 (J) Plastic, 0.5L None (K)

14:17

	9/8/21		9/8/21	14:17
Released By	Date	Received By	Date	
	9/8/21 1800		9/10/21	1033
Released By	Date	Received By	Date	

Report revised to include acrylonitrile. Consolidated report to include all results for all work orders listed on pages 2-4.

Page 366 of 370

**SUBCONTRACT ORDER
Maryland Spectral Services**

1090717

Due 4:00 PM 09/16/21

Laboratory ID

Comments

Sample ID: 1090717-10 OB-10 Water Sampled:09/07/21 11:58

Alkalinity Nitrogen, Ammonia

Containers Supplied:

Plastic, 0.25L H2SO4 (J) Plastic, 0.5L None (K)

Sample ID: 1090717-11 MW-4 Water Sampled:09/07/21 12:48

Alkalinity Nitrogen, Ammonia

Containers Supplied:

Plastic, 0.25L H2SO4 (J) Plastic, 0.5L None (K)

Sample ID: 1090717-12 ST-70 Water Sampled:09/07/21 13:05

Alkalinity Nitrogen, Ammonia

Containers Supplied:

Plastic, 0.25L H2SO4 (J) Plastic, 0.5L None (K)

Sample ID: 1090717-13 MW-6 Water Sampled:09/07/21 14:31



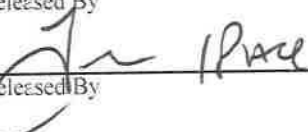

Alkalinity Nitrogen, Ammonia

Containers Supplied:

Plastic, 0.25L H2SO4 (J) Plastic, 0.5L None (K)

Report revised to include acrylonitrile. Consolidated report to include all results for all work orders listed on pages 2-4.

14:17

	9/8/21		9/8/21	14:17
Released By	Date	Received By	Date	
	9/8/21 1800		9/10/21	1033
Released By	Date	Received By	Date	

WO#: 35663137



35663137

SUBCONTRACT ORDER
Maryland Spectral Services

1090816

SENDING LABORATORY:

Maryland Spectral Services
1500 Caton Center Dr. Suite G
Halethorpe, MD 21227
Phone: 410.247.7600
Project Manager: Cory Koons
Reports Email: Reporting@mdspectral.com

RECEIVING LABORATORY:

Pace Labs-FL
8 East Tower Circle
Ormond Beach, FL 32174
Phone :(386) 672-5668
Fax:

Due 4:00 PM 09/17/21

Laboratory ID

Comments

Sample ID: 1090816-01 MW-19B Water Sampled:09/08/21 10:15

Alkalinity Nitrogen, Ammonia

Containers Supplied:

Plastic, 0.25L H2SO4 (J) Plastic, 0.5L None (K)

Sample ID: 1090816-02 MW-19A Water Sampled:09/08/21 11:00

Alkalinity Nitrogen, Ammonia

Containers Supplied:

Plastic, 0.25L H2SO4 (J) Plastic, 0.5L None (K)

Sample ID: 1090816-03 OB01 Water Sampled:09/08/21 12:15

Alkalinity Nitrogen, Ammonia

Containers Supplied:

Plastic, 0.25L H2SO4 (J) Plastic, 0.5L None (K)

Sample ID: 1090816-04 MW-14A Water Sampled:09/08/21 14:45

Alkalinity Nitrogen, Ammonia

Containers Supplied:

Plastic, 0.25L H2SO4 (J) Plastic, 0.5L None (K)

Report revised to include acrylonitrile. Consolidated report to include all results for all work orders listed on pages 2-4.

Page 368 of 370

Released By	Date	Received By	Date
<i>[Signature]</i>	9/9/21 13:53	<i>[Signature]</i>	9/9/21 1353
Released By	Date	Received By	Date
<i>[Signature]</i>	9/9/21 18:00	<i>[Signature]</i>	9/10/21 1033

**SUBCONTRACT ORDER
Maryland Spectral Services**

1090816

Due 4:00 PM 09/17/21

Laboratory ID

Comments

Sample ID: 1090816-05 MW-14B Water Sampled:09/08/21 14:23

Alkalinity Nitrogen, Ammonia

Containers Supplied:

Plastic, 0.25L H2SO4 (J) Plastic, 0.5L None (K)

Sample ID: 1090816-06 MW-11A Water Sampled:09/08/21 13:05

Alkalinity Nitrogen, Ammonia

Containers Supplied:

Plastic, 0.25L H2SO4 (J) Plastic, 0.5L None (K)

Sample ID: 1090816-07 MW-11B Water Sampled:09/08/21 11:40

Alkalinity Nitrogen, Ammonia

Containers Supplied:

Plastic, 0.25L H2SO4 (J) Plastic, 0.5L None (K)

Sample ID: 1090816-08 MW-10 Water Sampled:09/08/21 10:15

Alkalinity Nitrogen, Ammonia


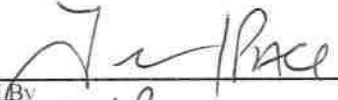
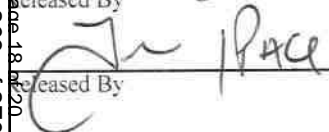

Containers Supplied:

Plastic, 0.25L H2SO4 (J) Plastic, 0.5L None (K)

Report revised to include acrylonitrile. Consolidated report to include all results for all work orders listed on pages 2-4.

13:53

13:53

	9/9/21		9/9/21
Released By	Date	Received By	Date
	9/9/21 1800		9/10/21 1033
Released By	Date	Received By	Date

Page 369 of 370

WO#: 35663139

(SCUR)

Project #
Project Manager:
Client:

PM: TSR Due Date: 09/17/21
CLIENT: MASPSE

Date and Initials of person:
Examining contents:
Label:
Deliver:
pH:

Thermometer Used: F-387 Report revised to include acrylonitrile. Consolidated report to include all results for all work orders listed on pages 2-4.
Date: 9/10/21 Time: 1052 Initials: JW

State of Origin: _____ For WV projects, all containers verified to ≤6 °C

Cooler #1 Temp. °C 1.9 (Visual) +0.0 (Correction Factor) 1.9 (Actual)
Cooler #2 Temp. °C _____ (Visual) _____ (Correction Factor) _____ (Actual)
Cooler #3 Temp. °C _____ (Visual) _____ (Correction Factor) _____ (Actual)
Cooler #4 Temp. °C _____ (Visual) _____ (Correction Factor) _____ (Actual)
Cooler #5 Temp. °C _____ (Visual) _____ (Correction Factor) _____ (Actual)
Cooler #6 Temp. °C _____ (Visual) _____ (Correction Factor) _____ (Actual)

Samples on ice, cooling process has begun
 Samples on ice, cooling process has begun
 Samples on ice, cooling process has begun
 Samples on ice, cooling process has begun
 Samples on ice, cooling process has begun
 Samples on ice, cooling process has begun

Courier: Fed Ex UPS USPS Client Commercial Pace Other _____

Shipping Method: First Overnight Priority Overnight Standard Overnight Ground International Priority
 Other 3rd party

Billing: Recipient Sender Third Party Credit Card Unknown


Tracking # 2835 2005 9043

Custody Seal on Cooler/Box Present: Yes No Seals intact: Yes No Ice: Wet Blue Dry None

Packing Material: Bubble Wrap Bubble Bags None Other _____

Samples shorted to lab (If Yes, complete) Shorted Date: _____ Shorted Time: _____ Qty: _____

Comments:

Chain of Custody Present	<input type="checkbox"/> Yes <input checked="" type="checkbox"/> No <input type="checkbox"/> N/A	<p>Test Request Nitrogen + Ammonia Alkalinity</p> <p>WO#: 35663139</p>  <p>Pres Lot #: <u>35663139</u> Date: _____ Initials: _____</p>
Chain of Custody Filled Out	<input type="checkbox"/> Yes <input type="checkbox"/> No <input checked="" type="checkbox"/> N/A	
Relinquished Signature & Sampler Name COC	<input type="checkbox"/> Yes <input type="checkbox"/> No <input checked="" type="checkbox"/> N/A	
Samples Arrived within Hold Time	<input checked="" type="checkbox"/> Yes <input type="checkbox"/> No <input checked="" type="checkbox"/> N/A	
Rush TAT requested on COC	<input type="checkbox"/> Yes <input type="checkbox"/> No <input checked="" type="checkbox"/> N/A	
Sufficient Volume	<input checked="" type="checkbox"/> Yes <input type="checkbox"/> No <input type="checkbox"/> N/A	
Correct Containers Used	<input checked="" type="checkbox"/> Yes <input type="checkbox"/> No <input type="checkbox"/> N/A	
Containers Intact	<input checked="" type="checkbox"/> Yes <input type="checkbox"/> No <input type="checkbox"/> N/A	
Sample Labels match COC (sample IDs & date/time of collection)	<input type="checkbox"/> Yes <input type="checkbox"/> No <input checked="" type="checkbox"/> N/A	
All containers needing acid/base preservation have been checked.	<input checked="" type="checkbox"/> Yes <input type="checkbox"/> No <input type="checkbox"/> N/A	
All Containers needing preservation are found to be in compliance with EPA recommendation:	<input checked="" type="checkbox"/> Yes <input type="checkbox"/> No <input type="checkbox"/> N/A	
Exceptions: VOA, Coliform, TOC, O&G, Carbamates		
Headspace in VOA Vials? (>6mm):	<input type="checkbox"/> Yes <input type="checkbox"/> No <input checked="" type="checkbox"/> N/A	
Trip Blank Present:	<input type="checkbox"/> Yes <input type="checkbox"/> No <input checked="" type="checkbox"/> N/A	

Client Notification/ Resolution:

Person Contacted: _____ Date/Time: _____

Comments/ Resolution (use back for additional comments):

1090915-01 9/9/21 @ 1100
~~1090915-02~~ 9/9/21 @ 1102
1090915-03 9/9/21 @ 930
1090915-04 9/9/21 @ 715 9/12
~~1090915-05~~ Date: 9/9/21 @ 912 MA

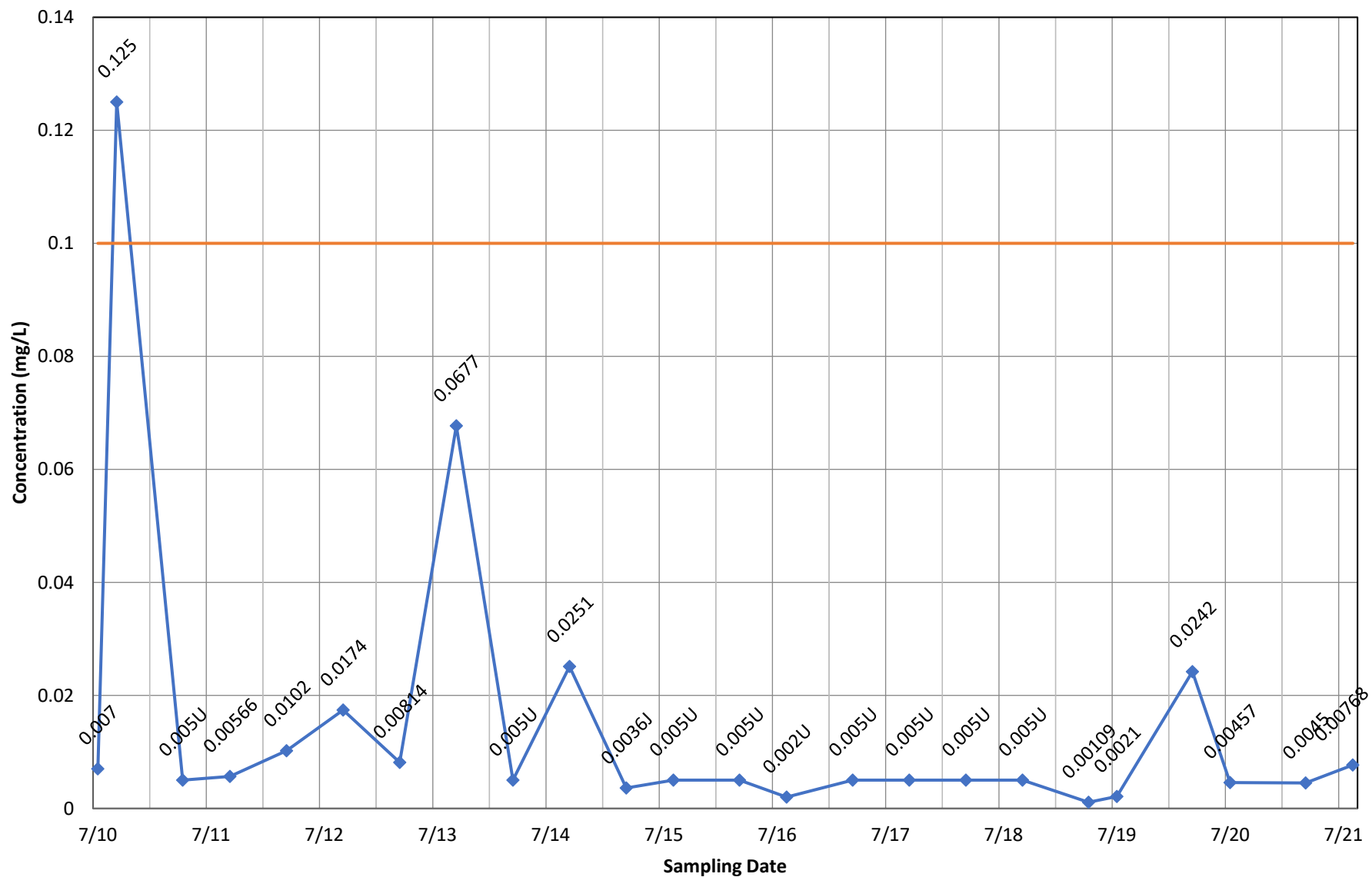
Project Manager Review: _____

Appendix D

**Maximum Contaminant Level
Exceedance Graphs**

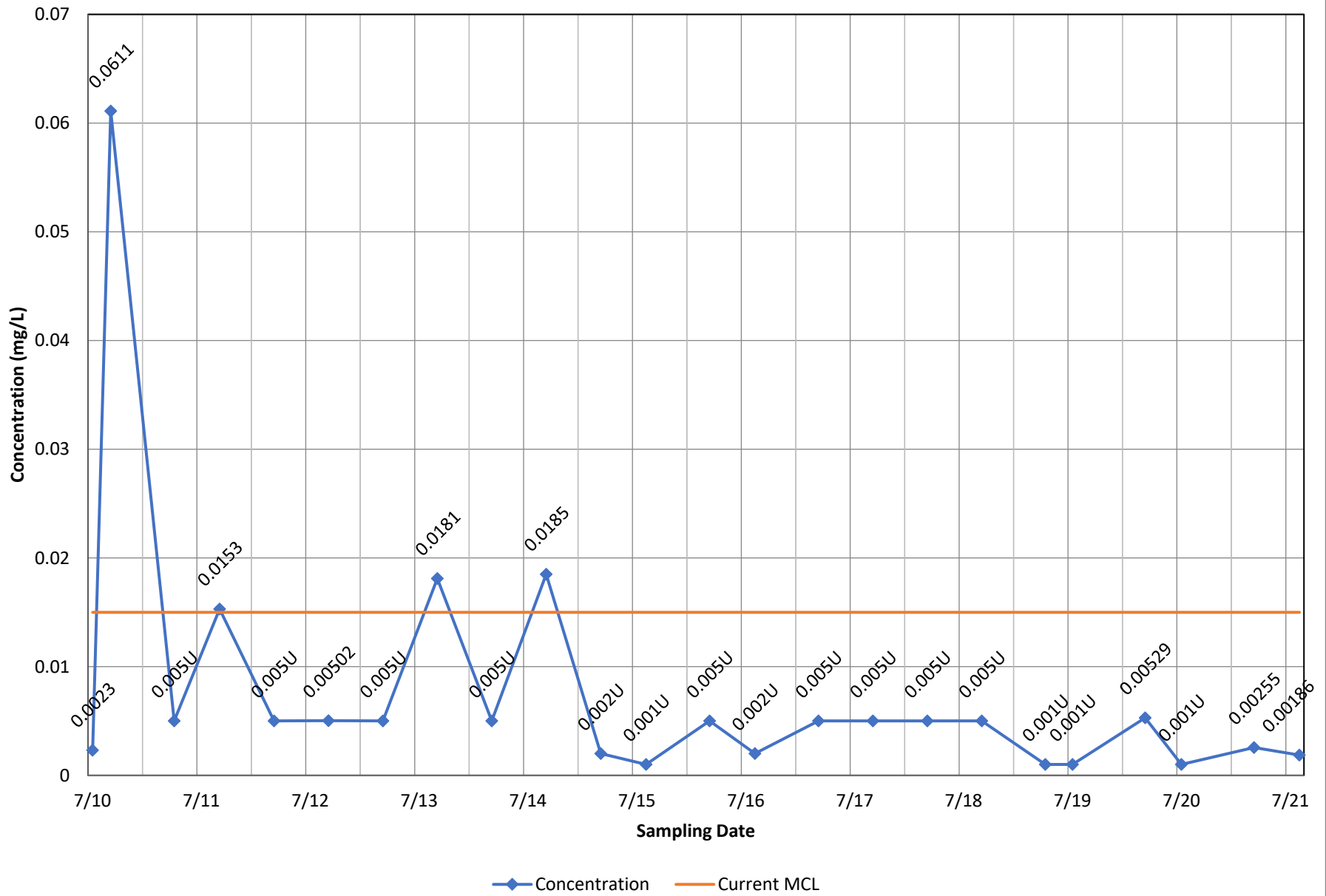
This page intentionally left blank

Monitoring Well MW-10 - Chromium, total

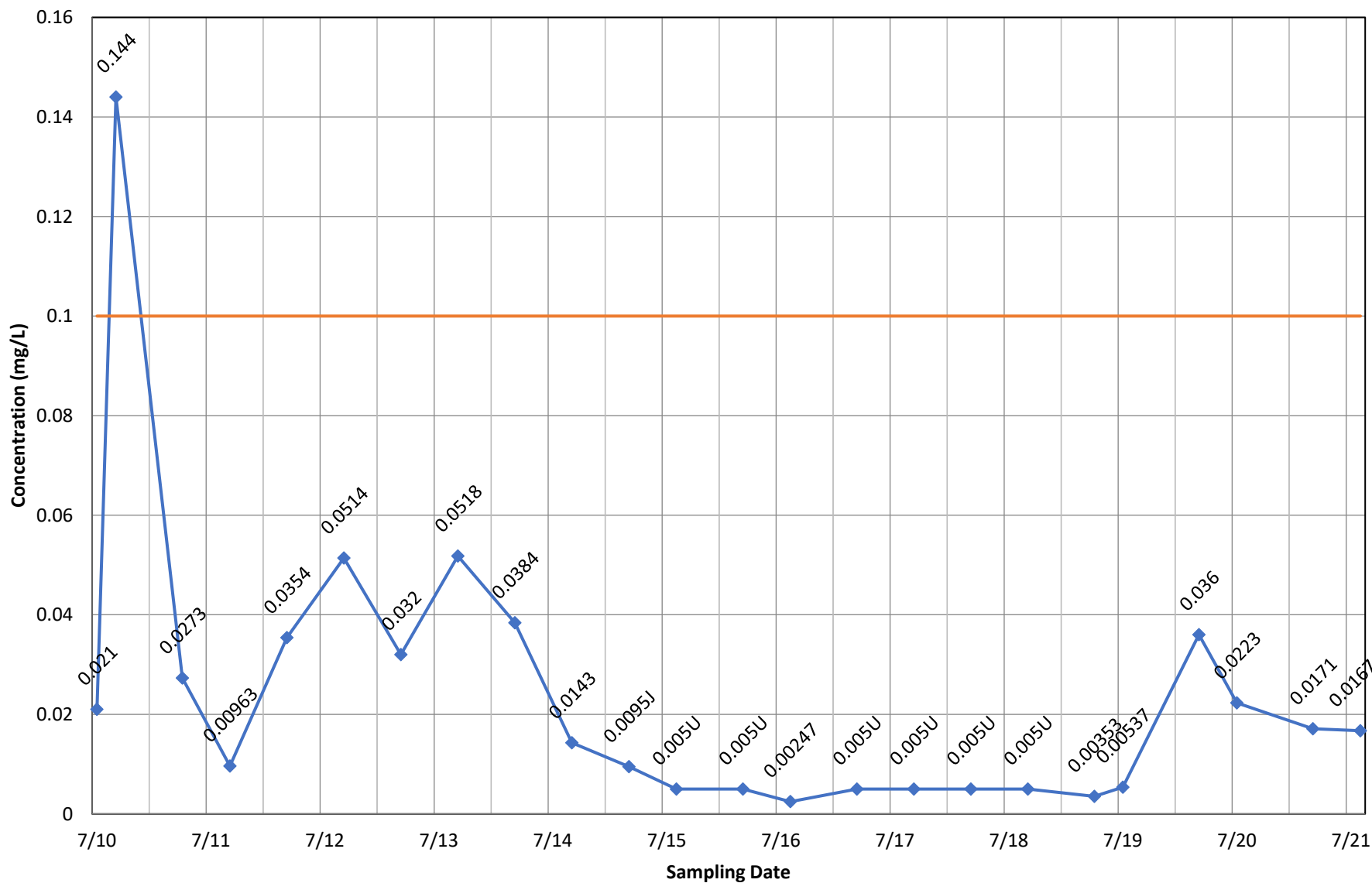


◆ Concentration — Current MCL

Monitoring Well MW-10 - Lead, total

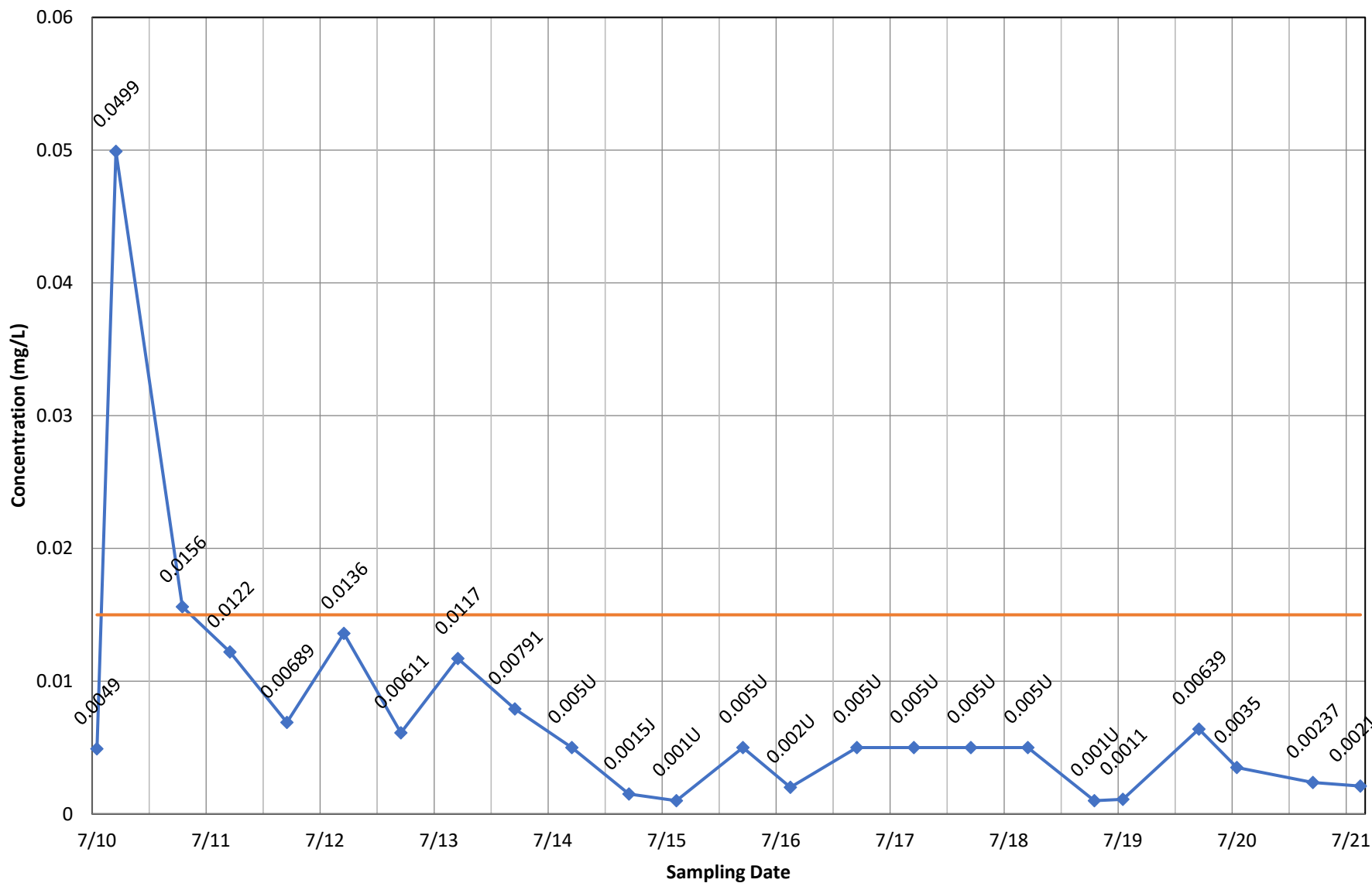


Monitoring Well MW-11A - Chromium, total



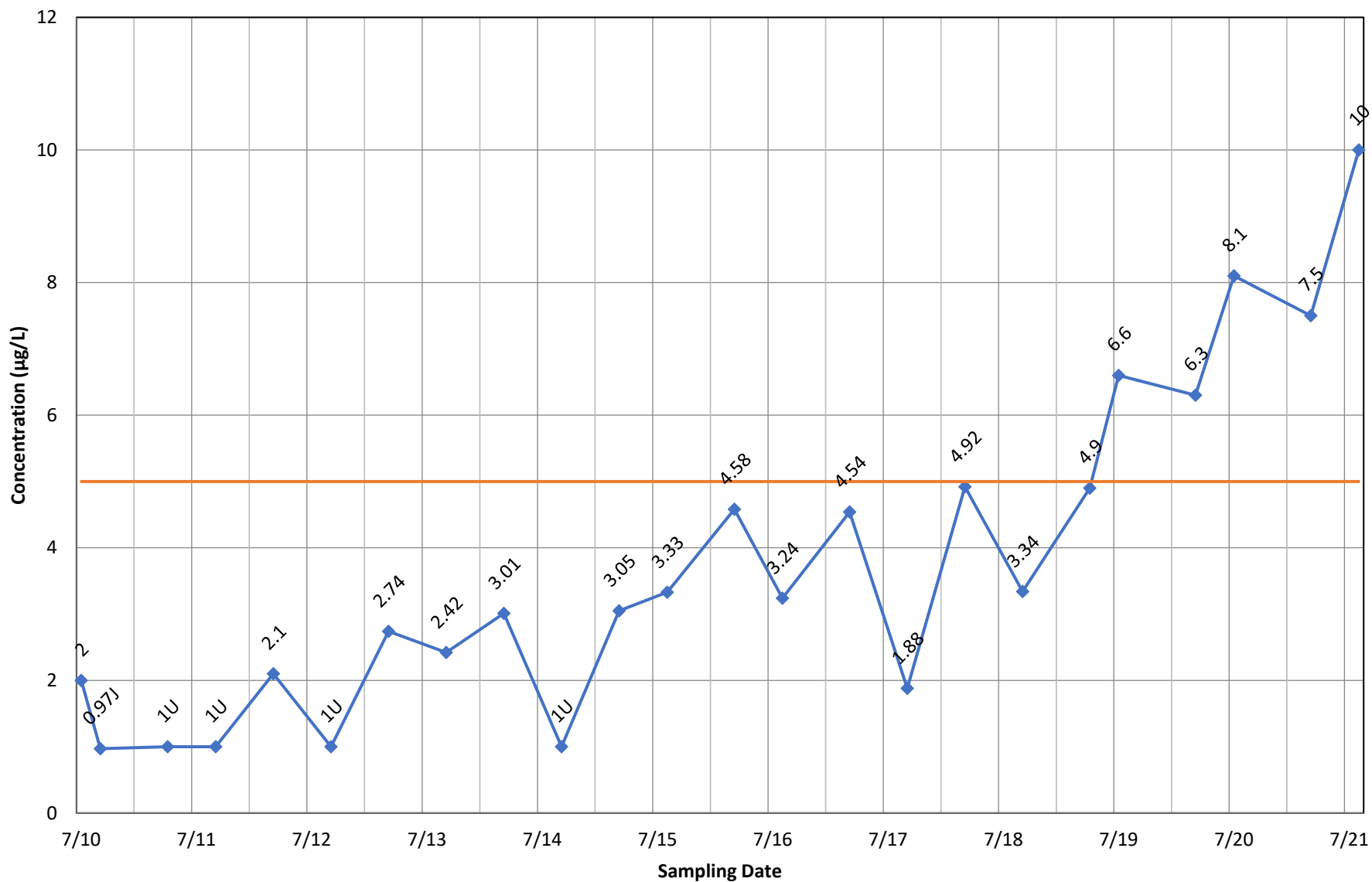
◆ Concentration — Current MCL

Monitoring Well MW-11A - Lead, total



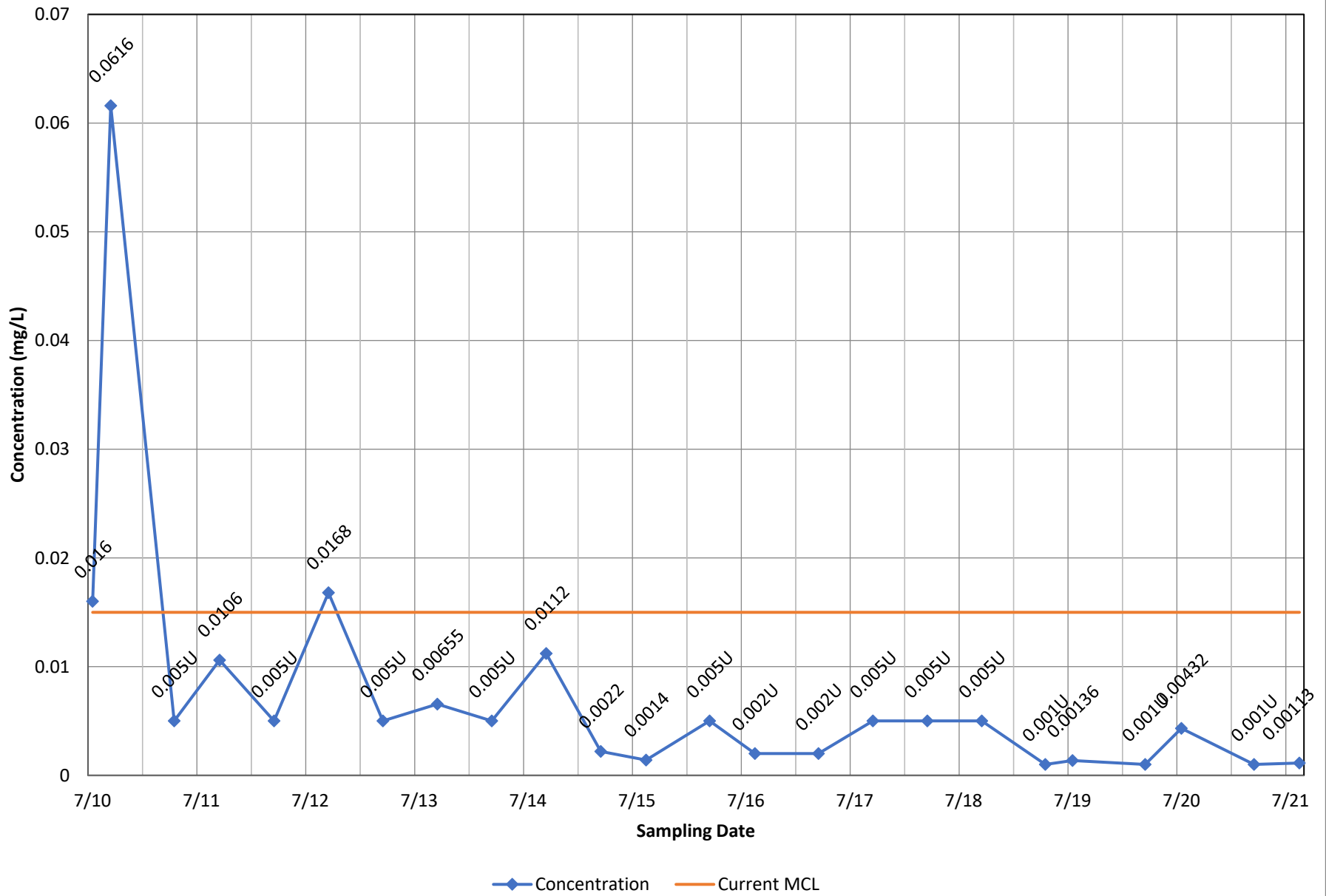
◆ Concentration — Current MCL

Monitoring Well MW-11B - Tetrachloroethene

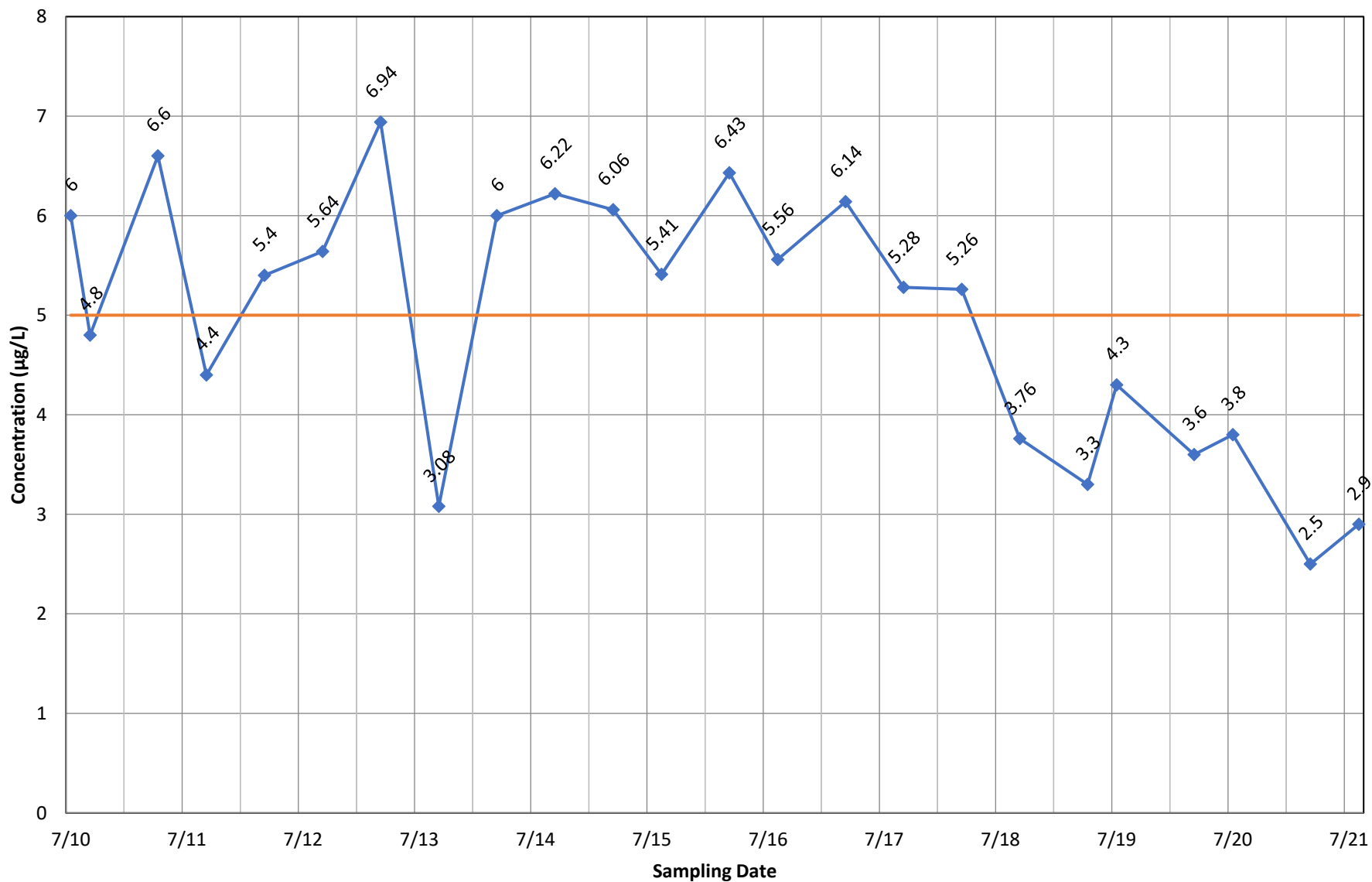


◆ Concentration — Current MCL

Monitoring Well MW-12 - Lead, total

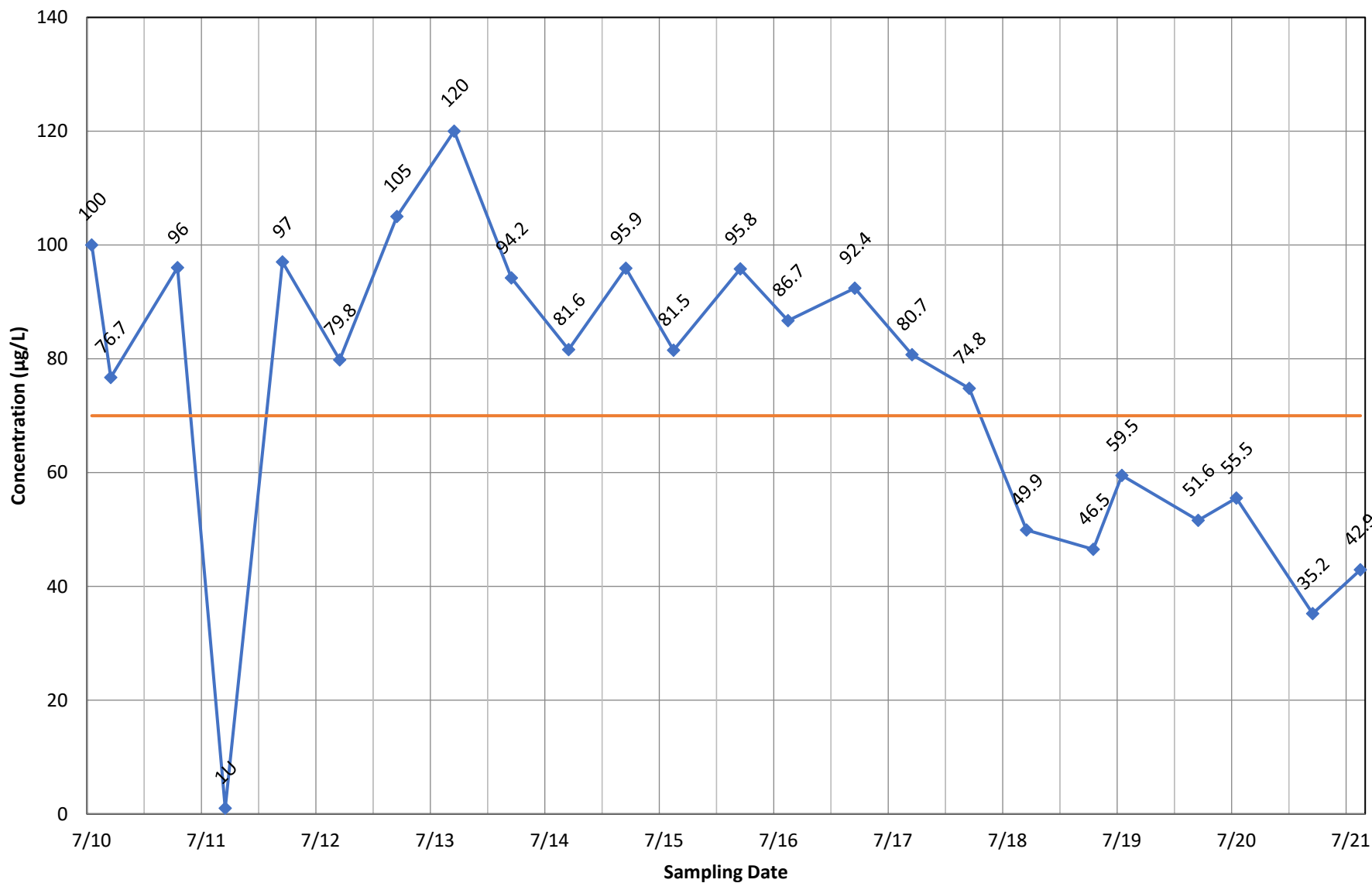


Monitoring Well MW-13A - 1,2-Dichloropropane



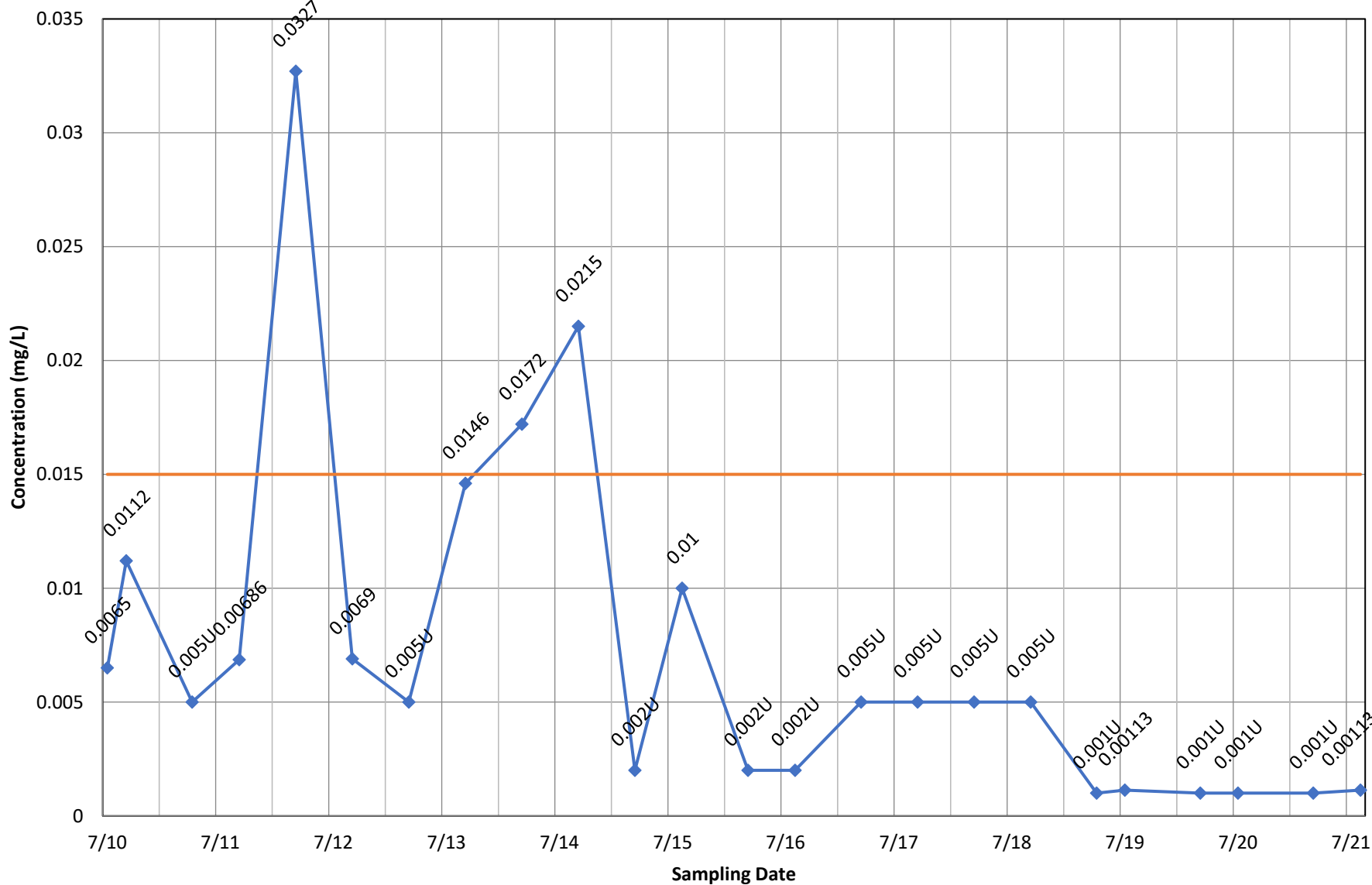
◆ Concentration — Current MCL

Monitoring Well MW-13A - cis-1,2-Dichloroethene



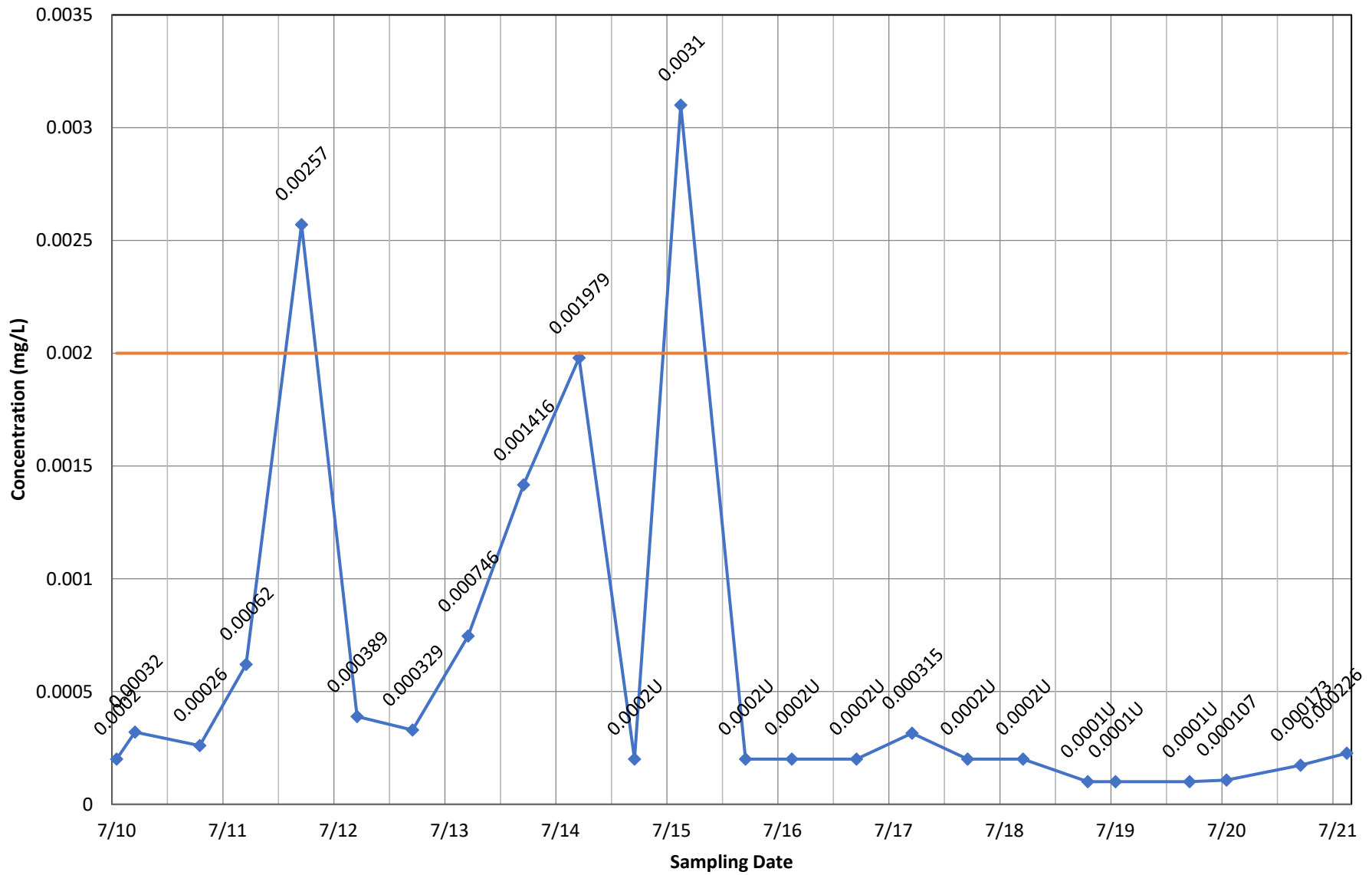
◆ Concentration — Current MCL

Monitoring Well MW-13A - Lead, total



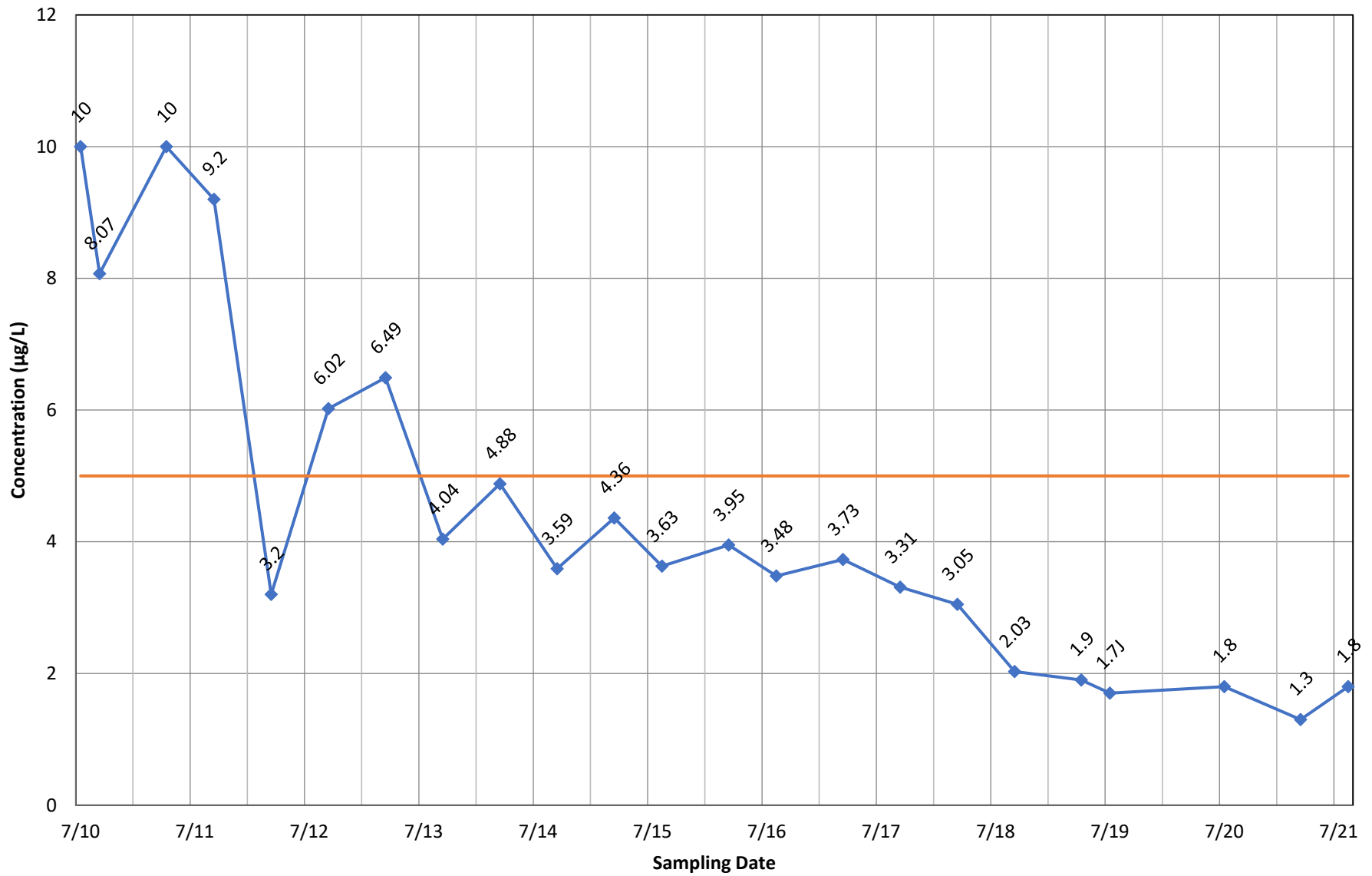
◆ Concentration — Current MCL

Monitoring Well MW-13A - Mercury, total



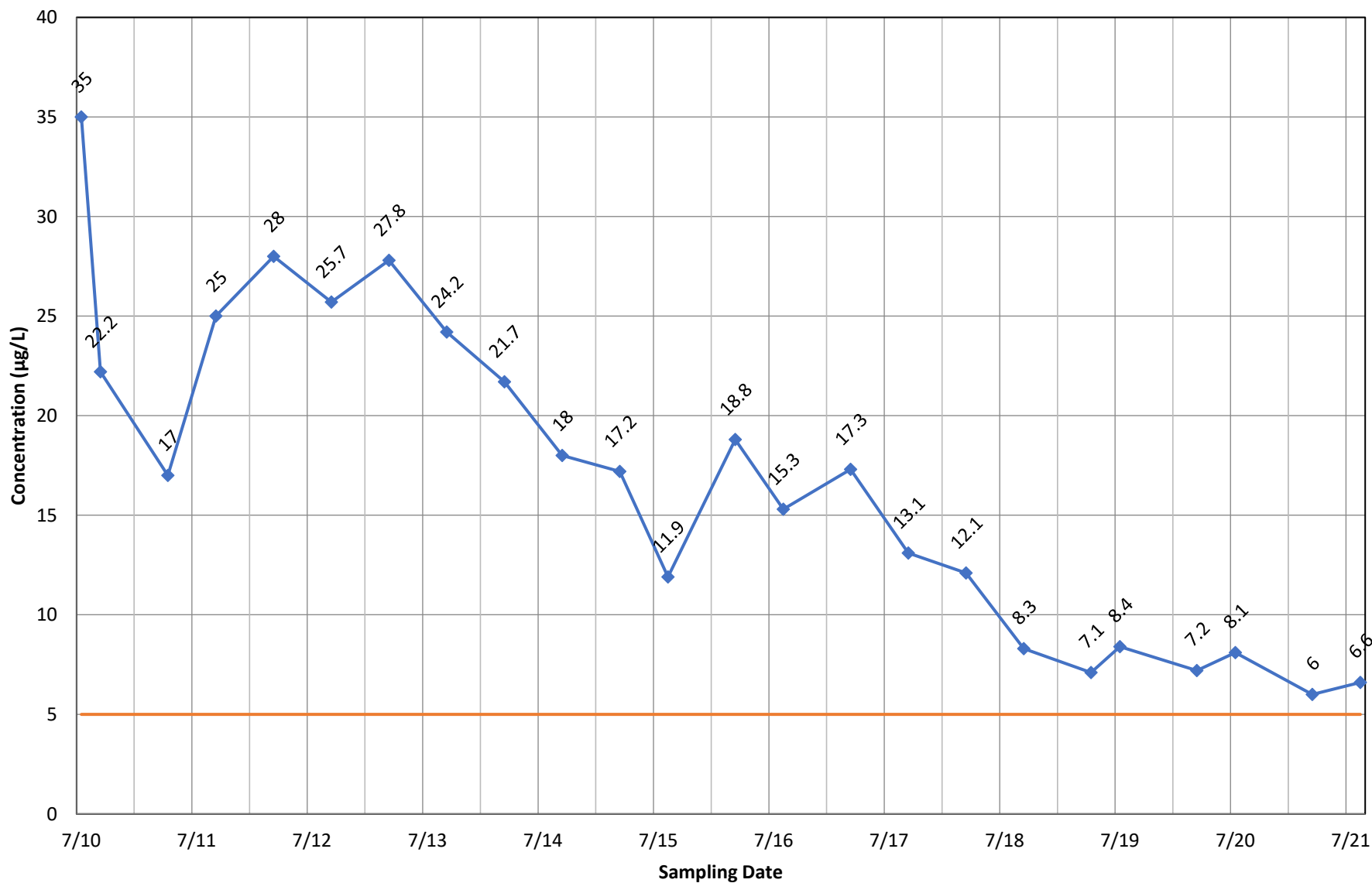
◆ Concentration — Current MCL

Monitoring Well MW-13A - Methylene Chloride



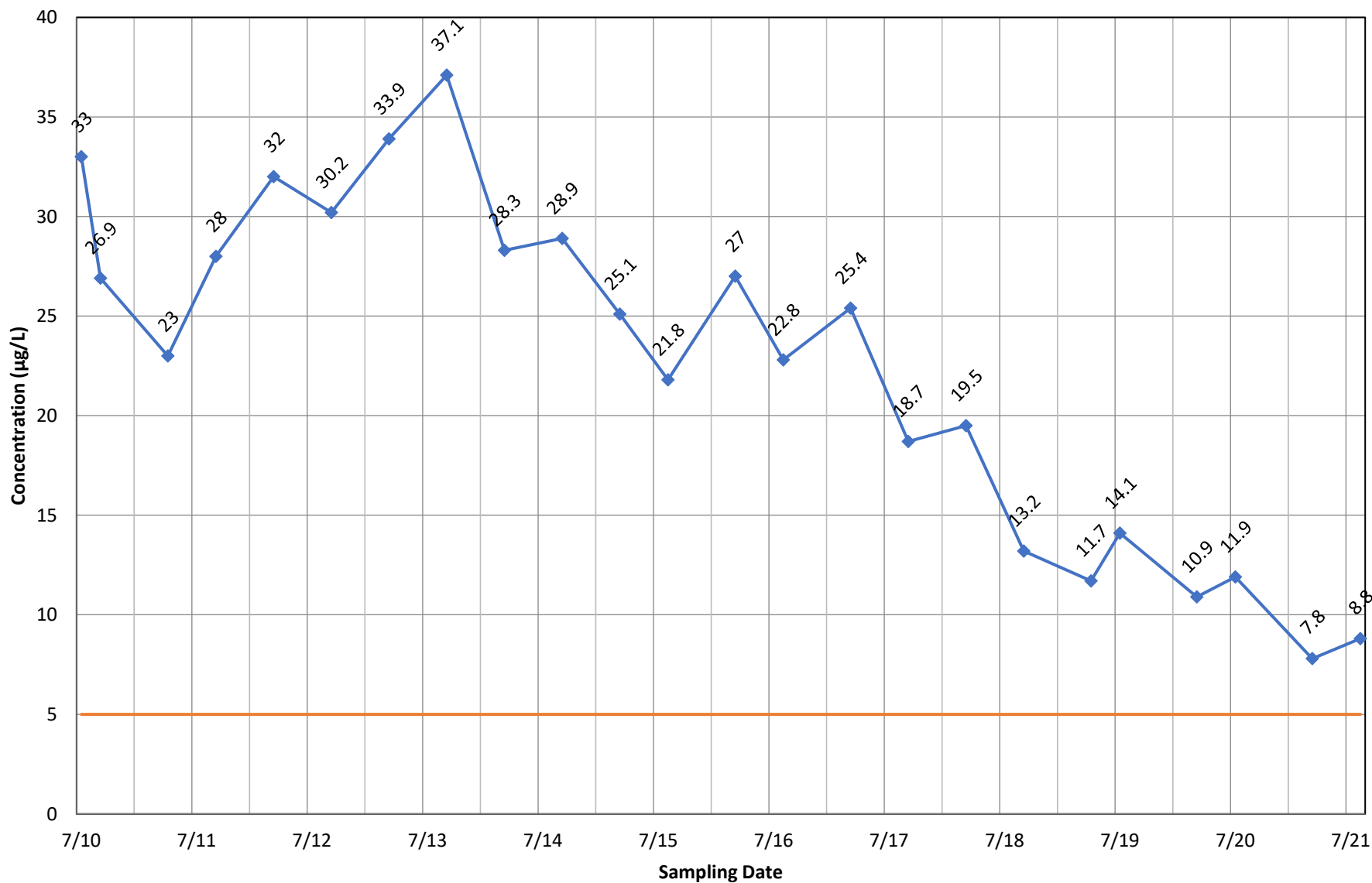
◆ Concentration — Current MCL

Monitoring Well MW-13A - Tetrachloroethene



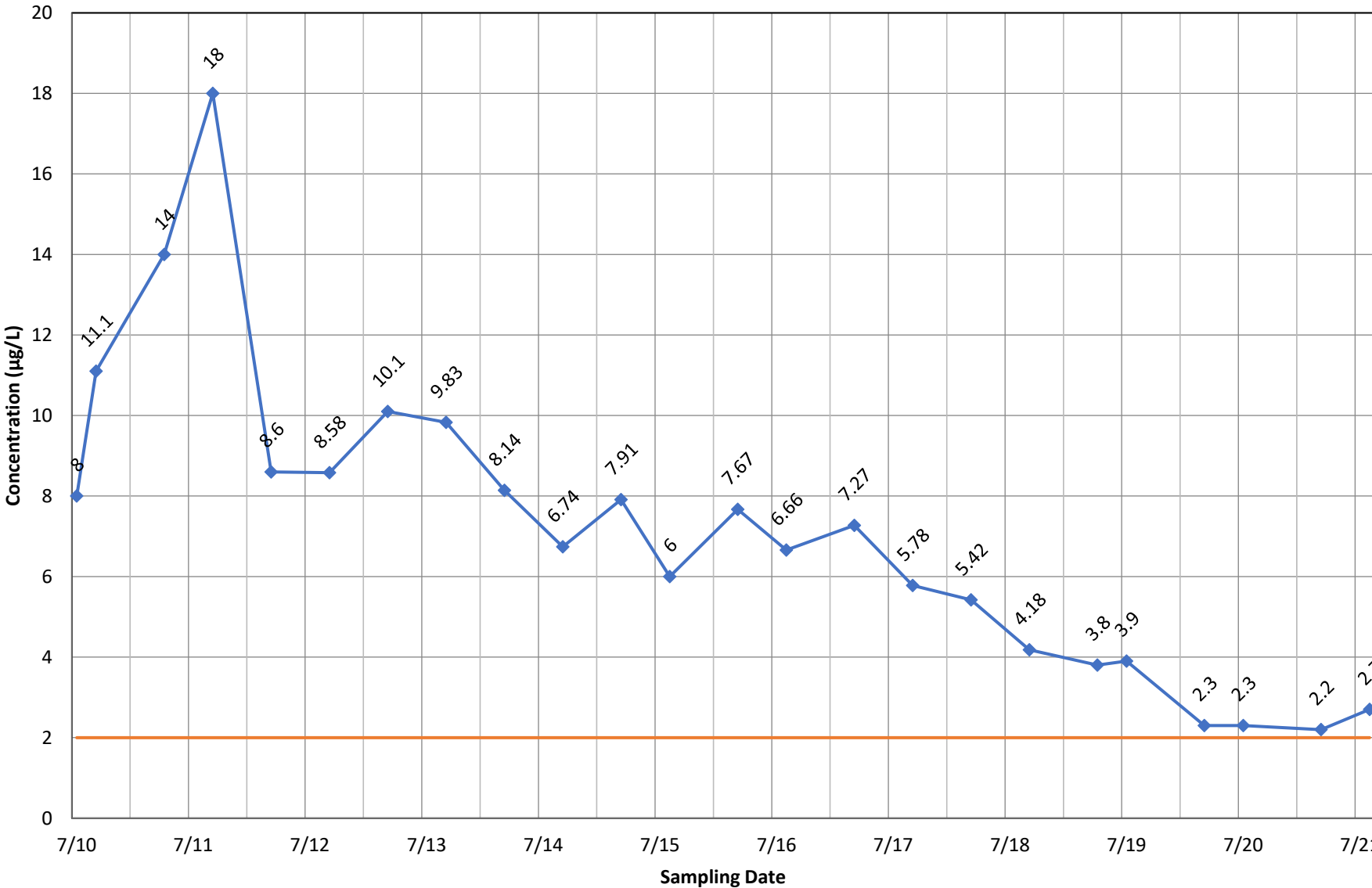
◆ Concentration — Current MCL

Monitoring Well MW-13A - Trichloroethene



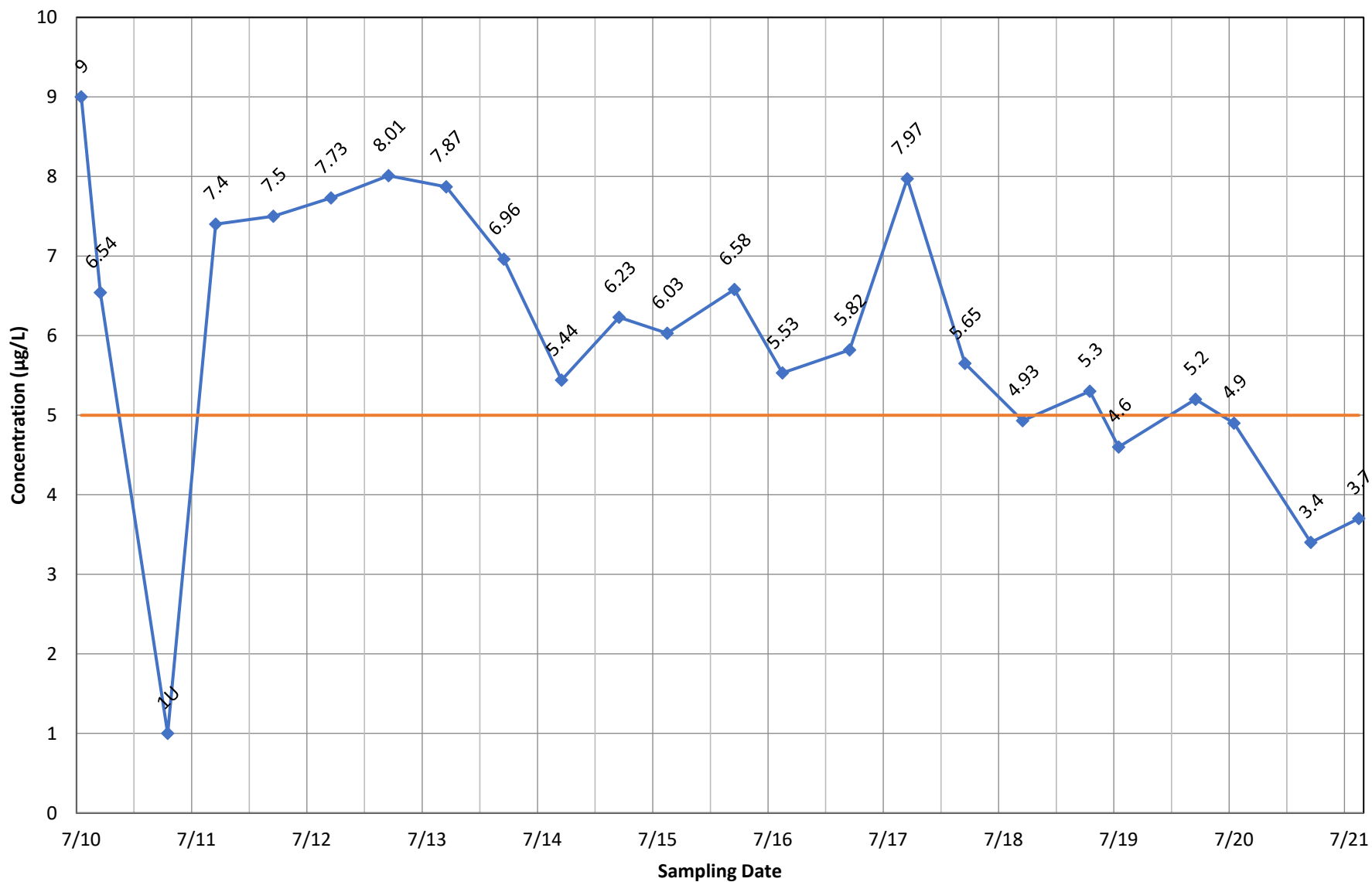
◆ Concentration — Current MCL

Monitoring Well MW-13A - Vinyl Chloride



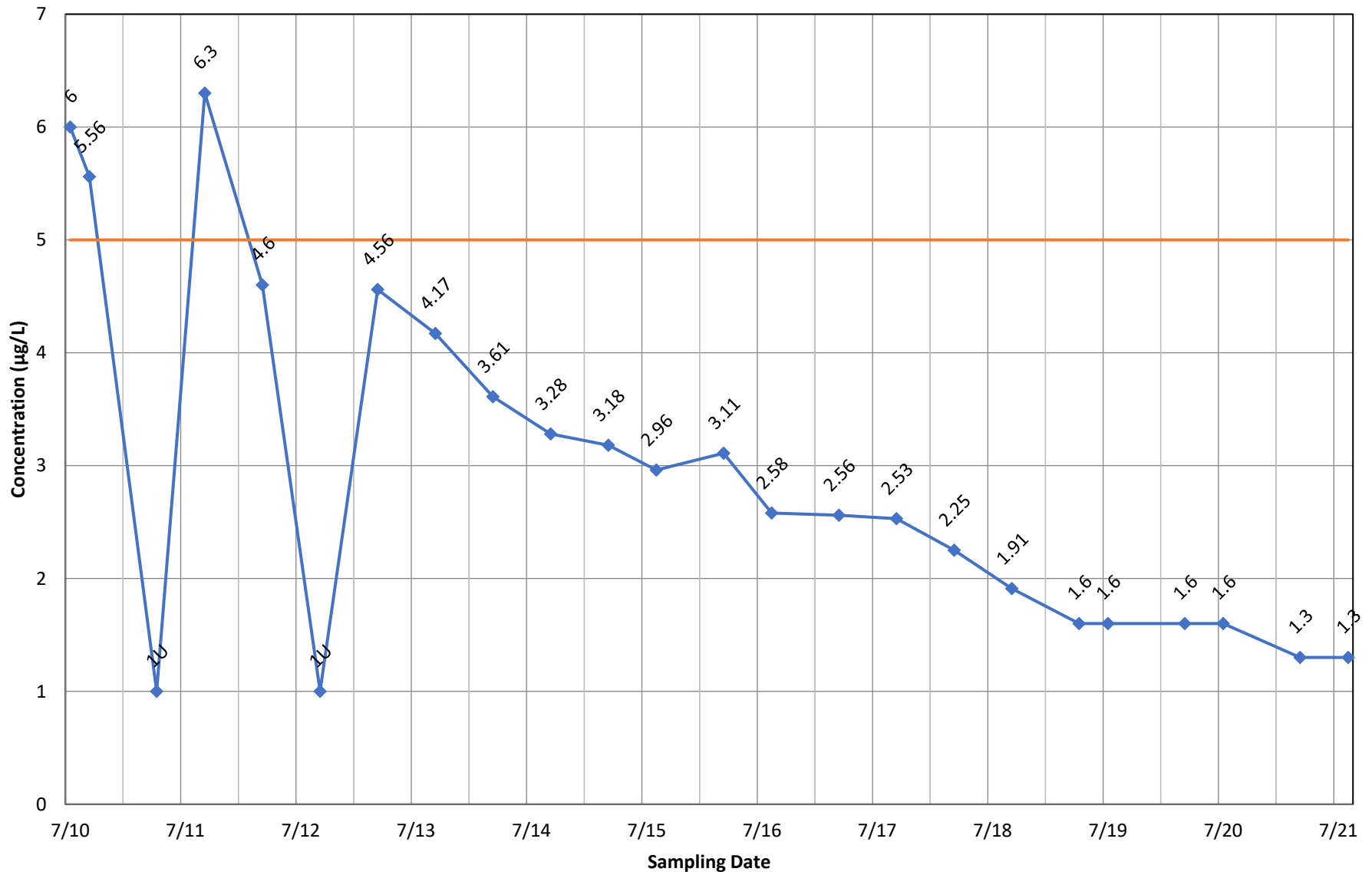
◆ Concentration — Current MCL

Monitoring Well MW-13B - 1,2-Dichloropropane



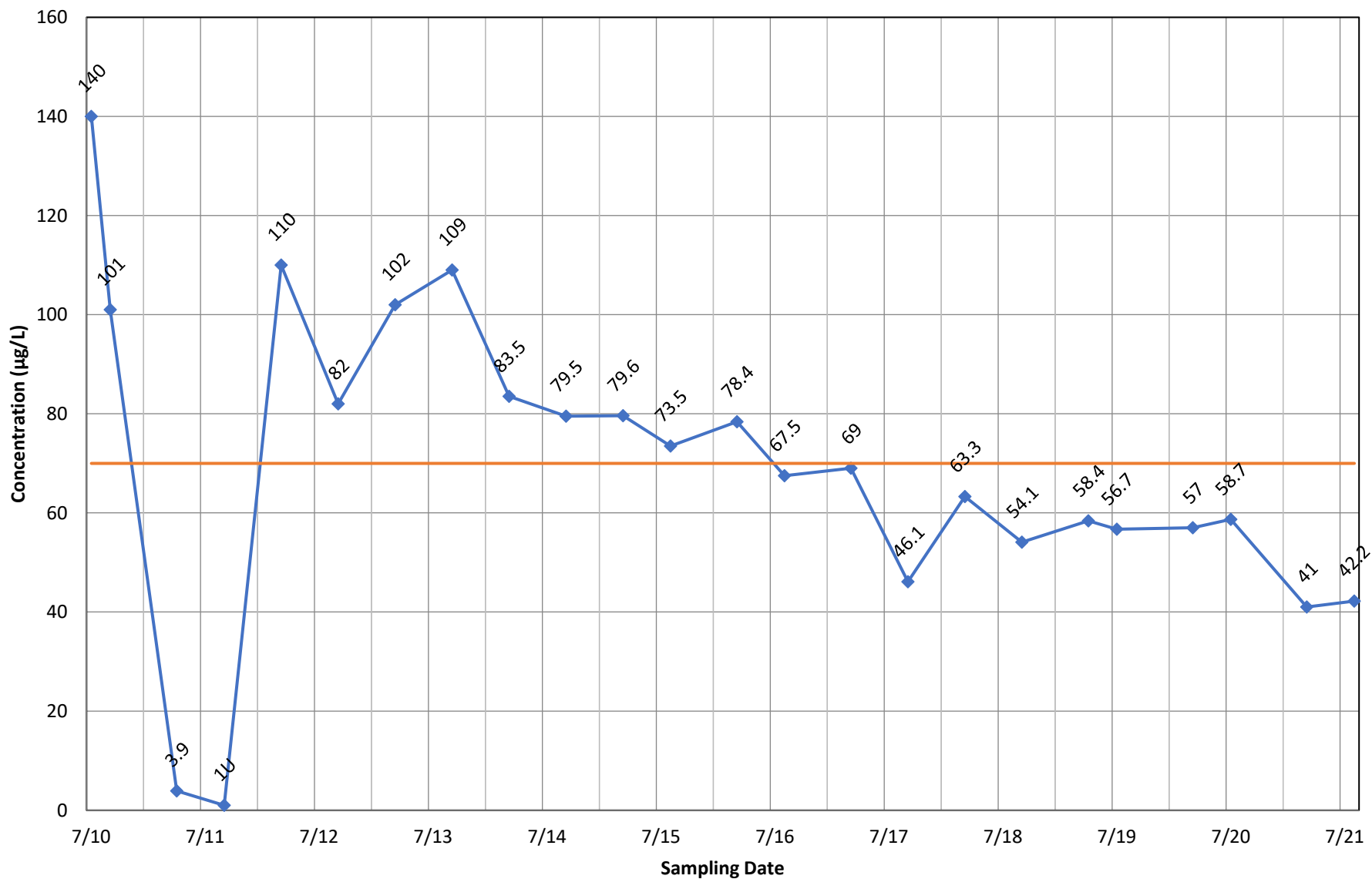
◆ Concentration — Current MCL

Monitoring Well MW-13B - Benzene



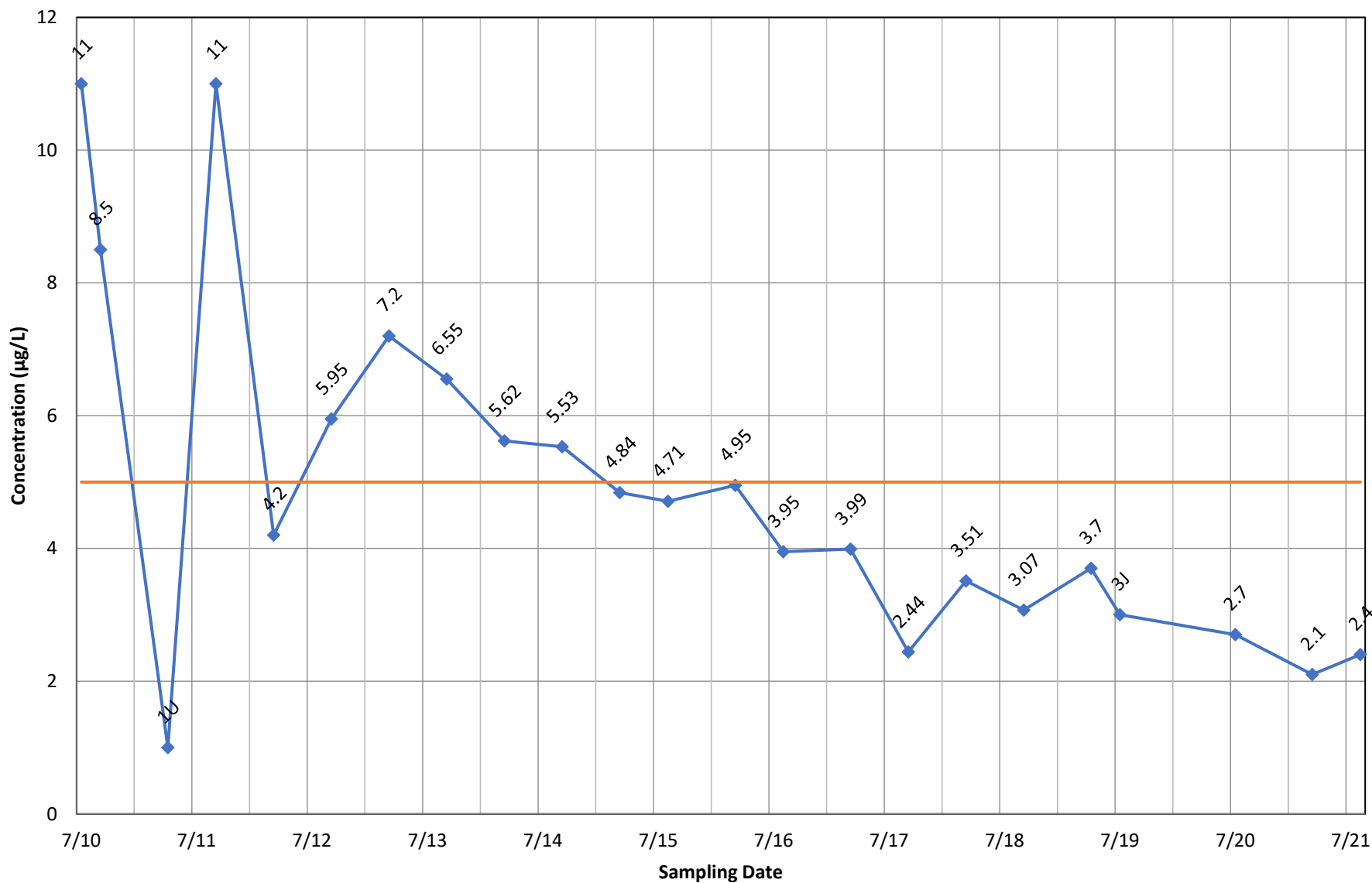
◆ Concentration — Current MCL

Monitoring Well MW-13B - cis-1,2-Dichloroethene



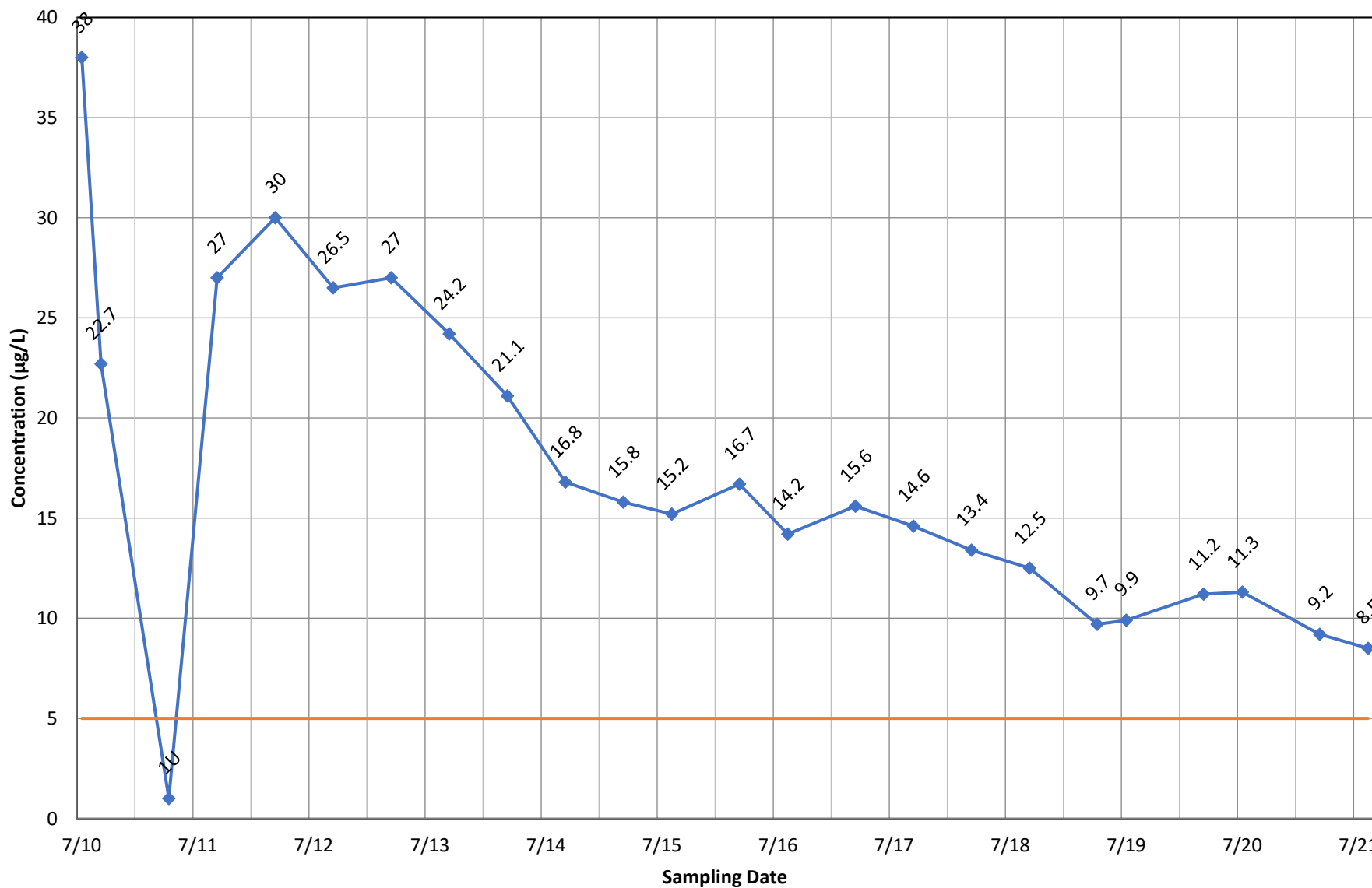
◆ Concentration — Current MCL

Monitoring Well MW-13B - Methylene Chloride



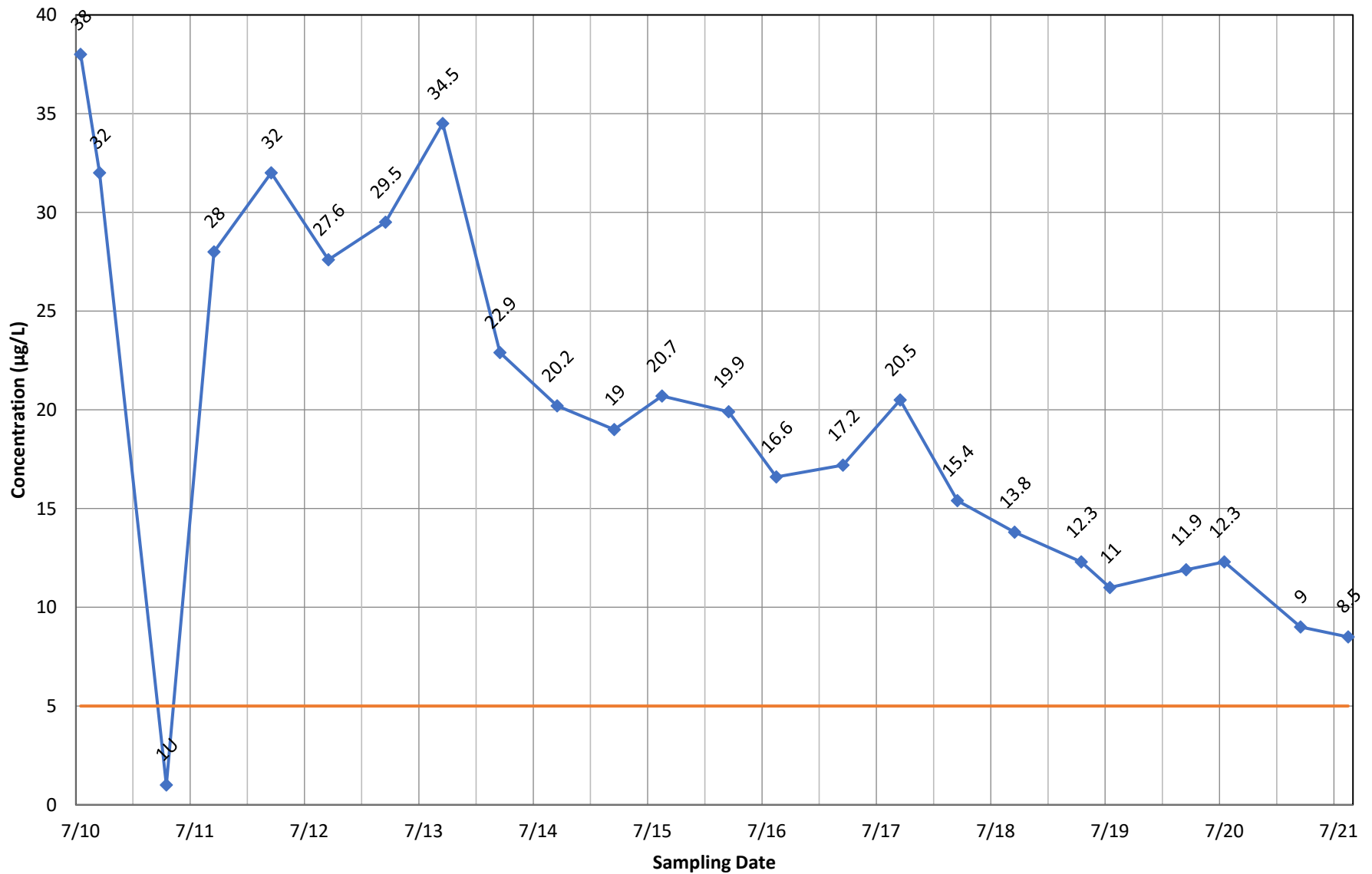
◆ Concentration — Current MCL

Monitoring Well MW-13B - Tetrachloroethene



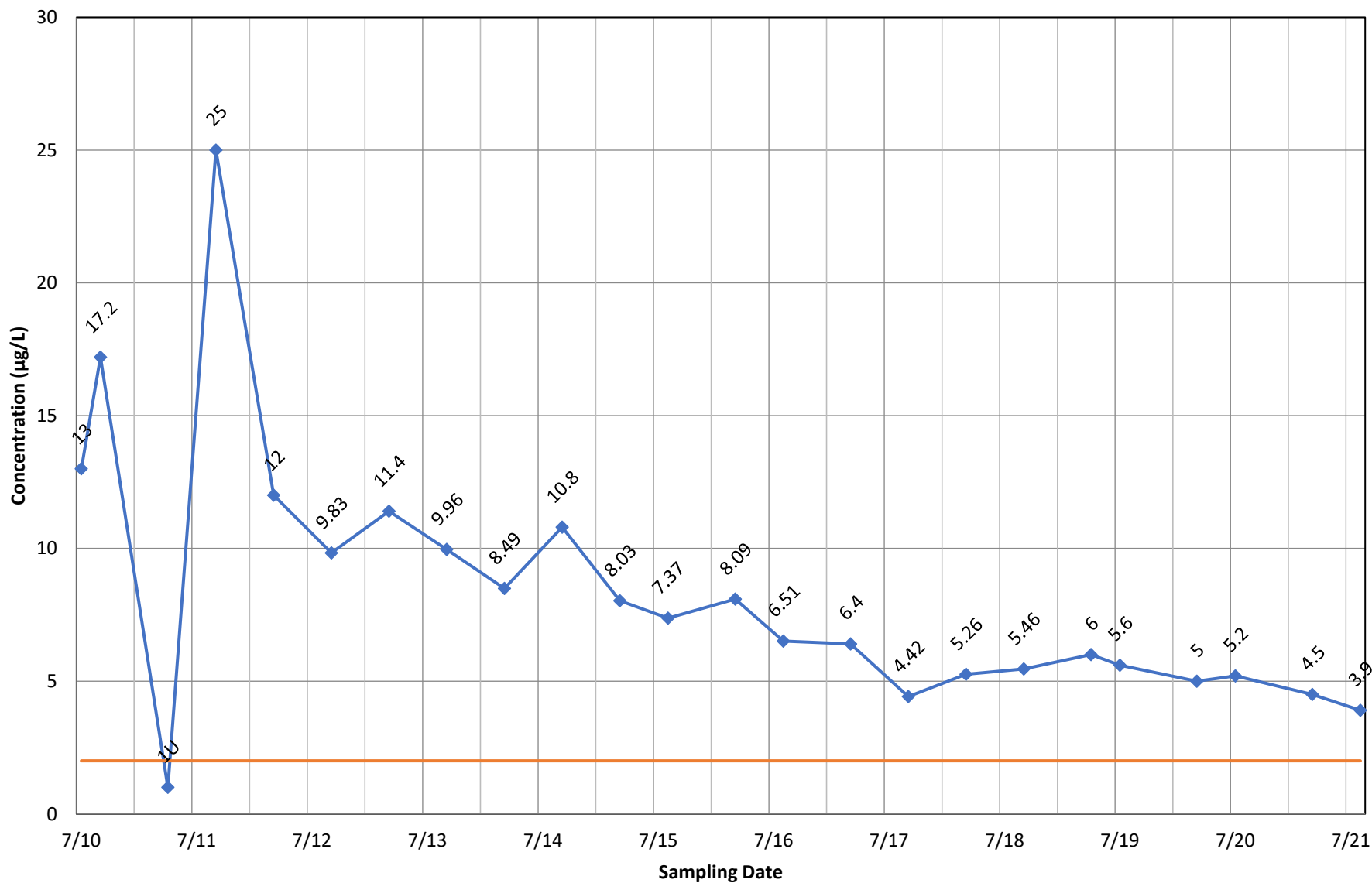
◆ Concentration — Current MCL

Monitoring Well MW-13B - Trichloroethene



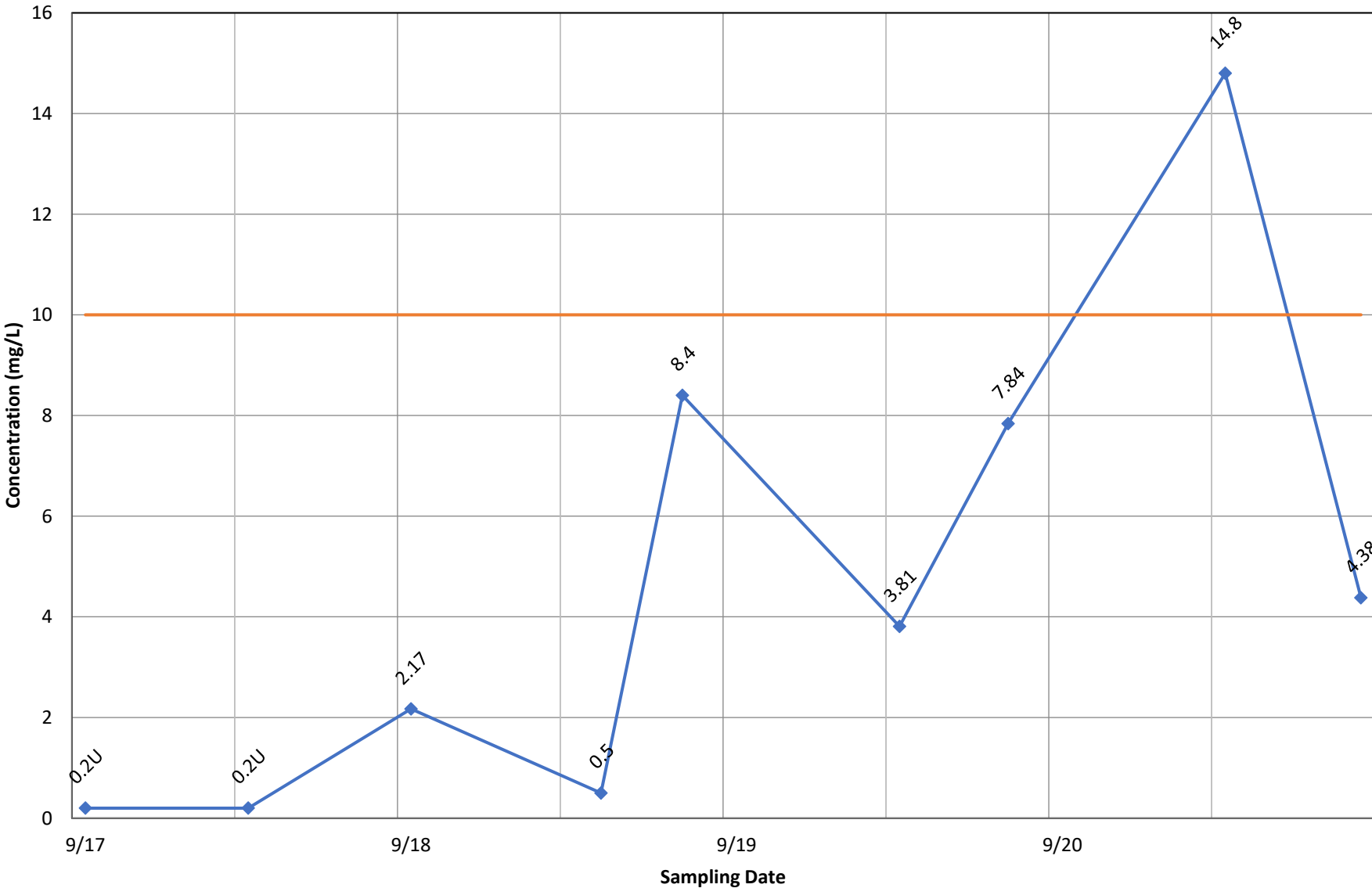
◆ Concentration — Current MCL

Monitoring Well MW-13B - Vinyl Chloride



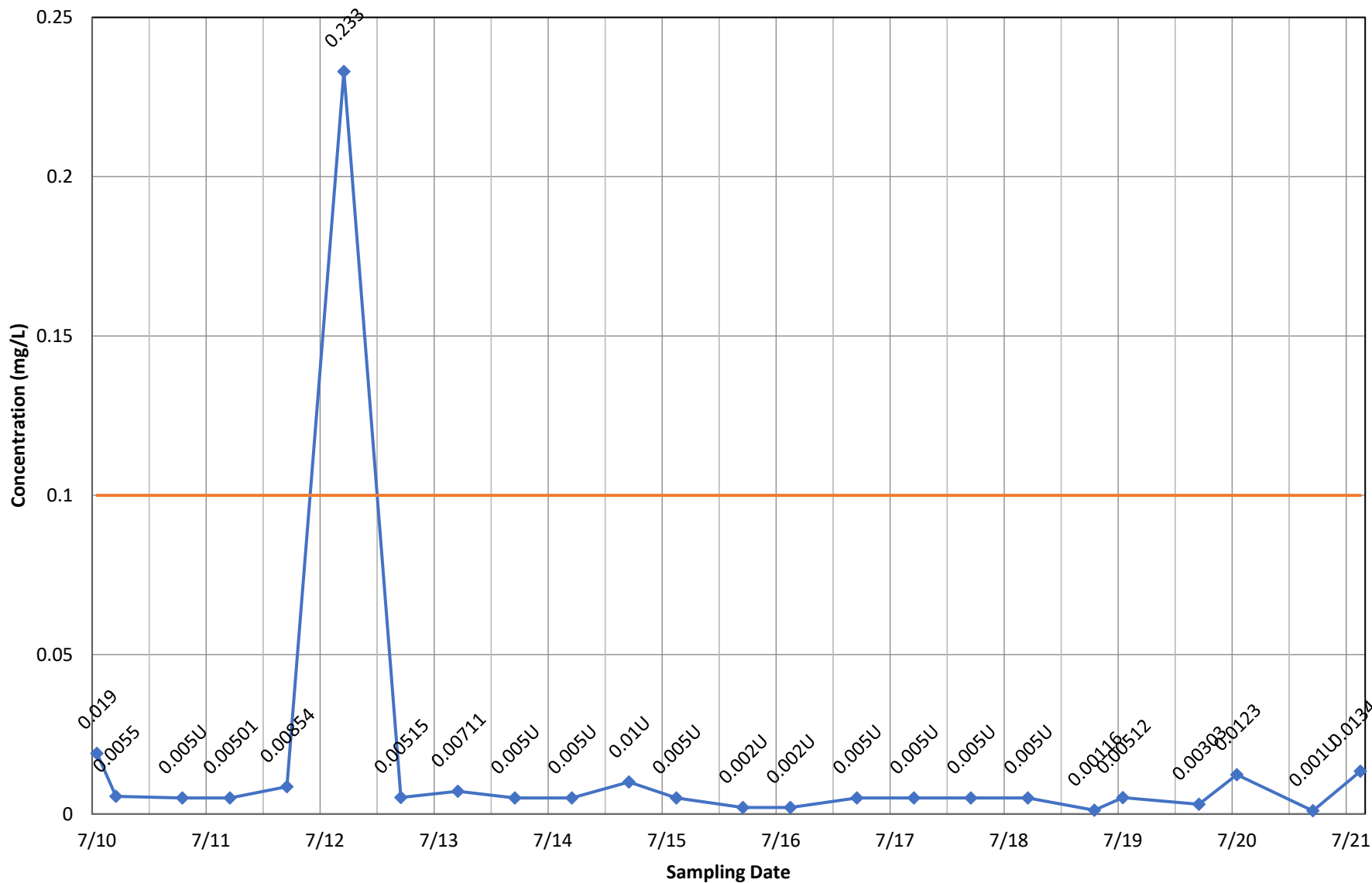
◆ Concentration — Current MCL

Monitoring Well MW-16A - Nitrate



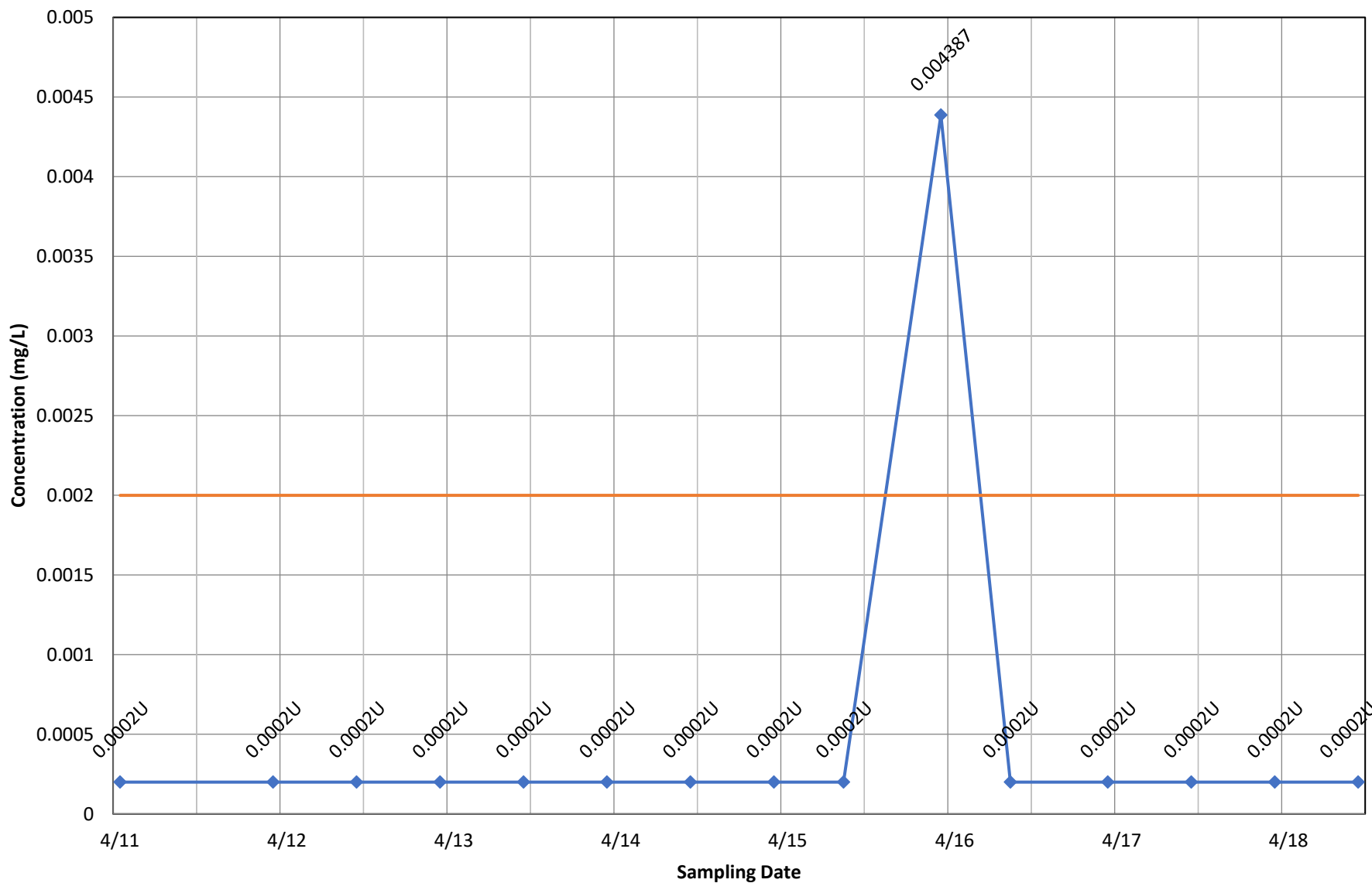
◆ Concentration — Current MCL

Monitoring Well MW-1B - Chromium, total



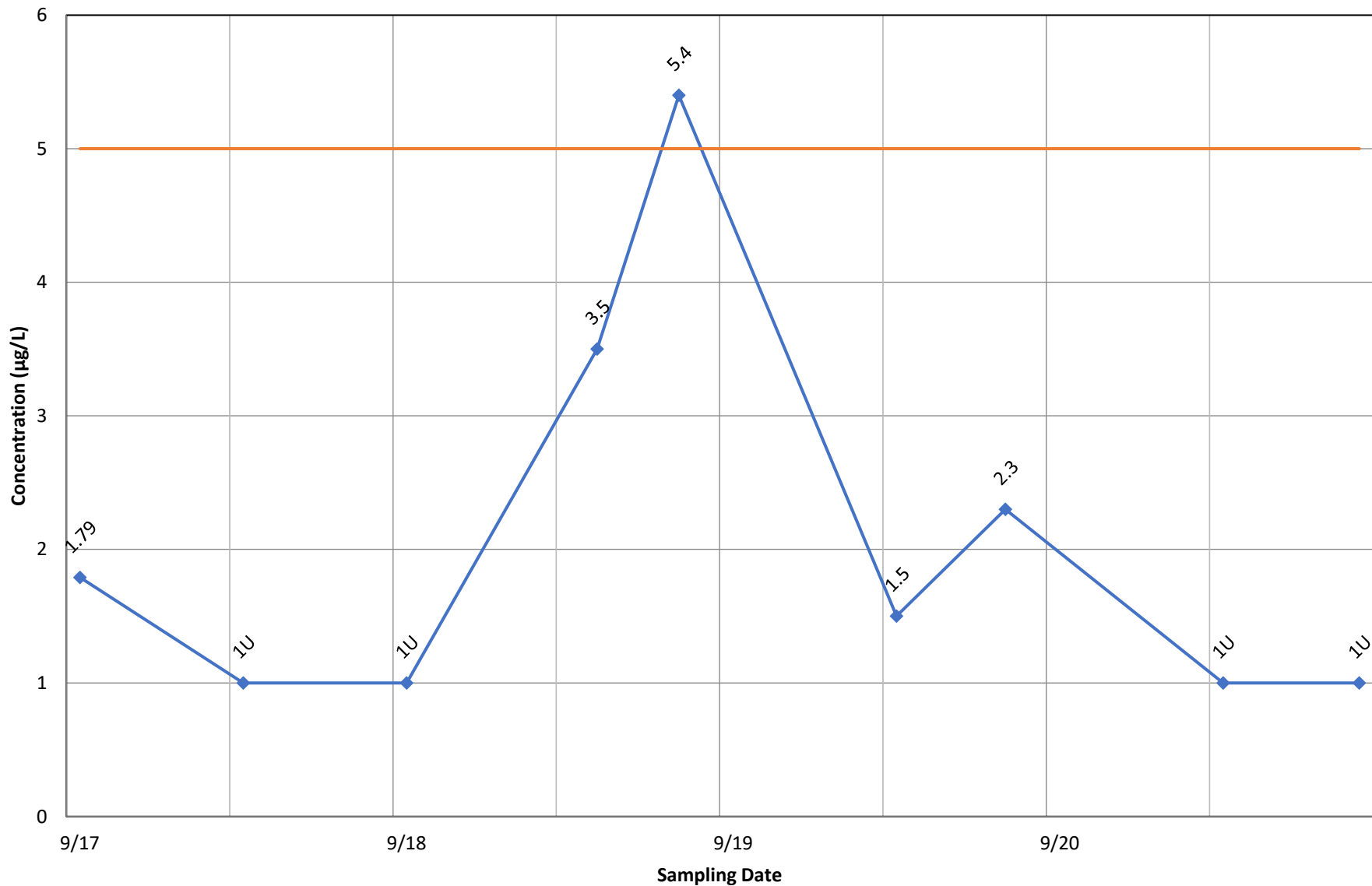
◆ Concentration — Current MCL

Monitoring Well MW-1B - Mercury, dissolved



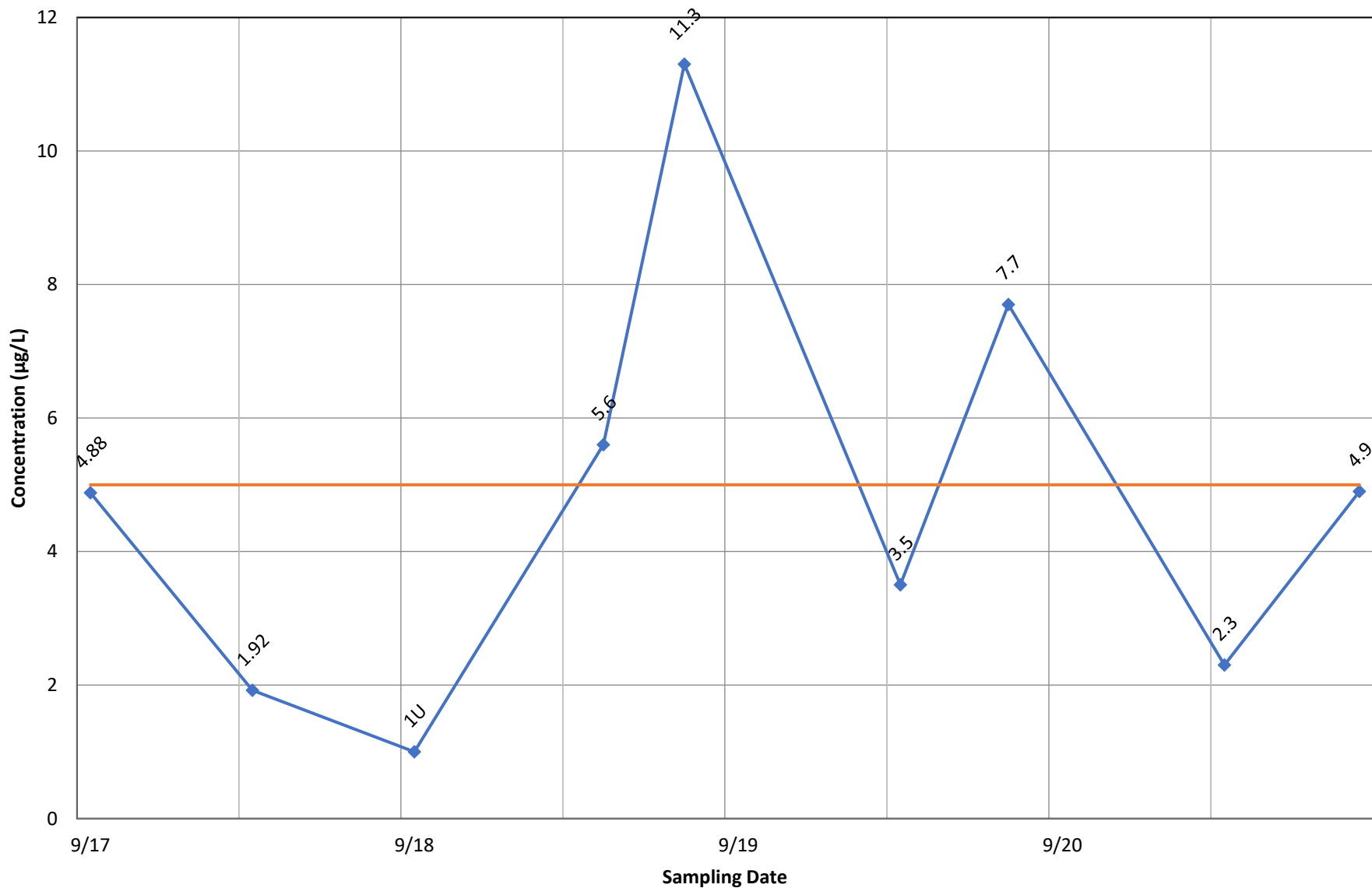
◆ Concentration — Current MCL

Monitoring Well MW-21A - Tetrachloroethene



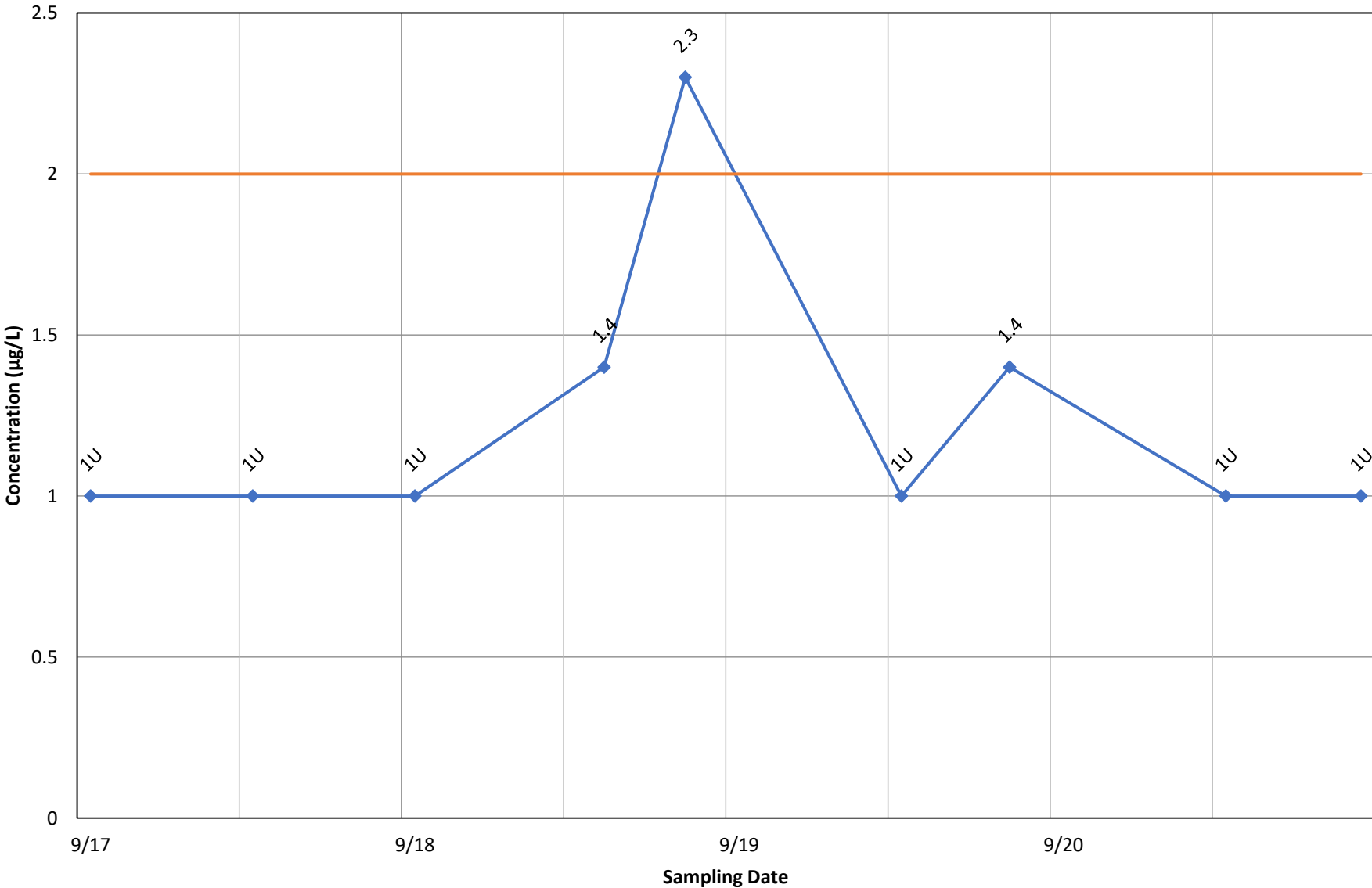
◆ Concentration — Current MCL

Monitoring Well MW-21A - Trichloroethene



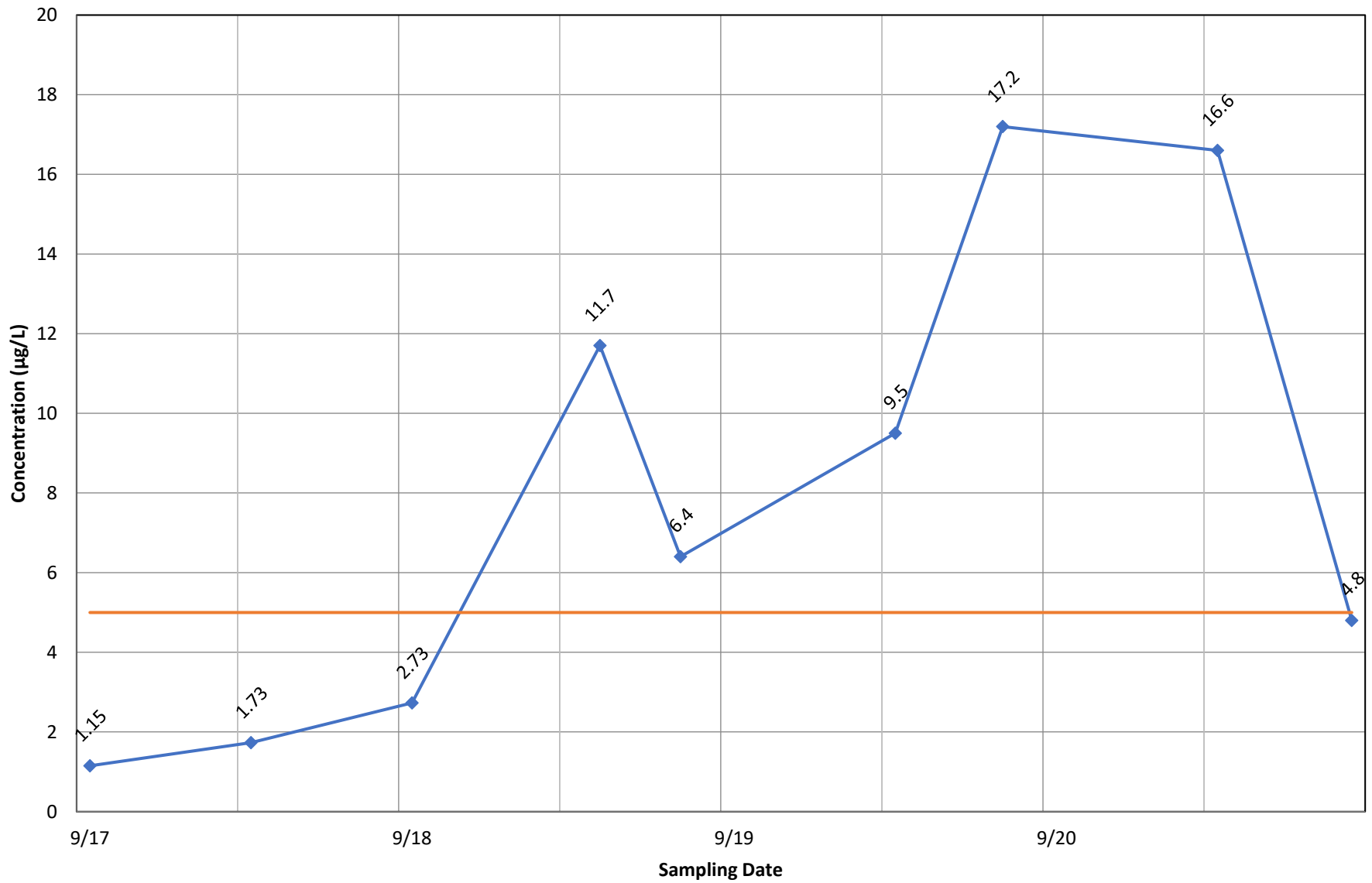
◆ Concentration — Current MCL

Monitoring Well MW-21A - Vinyl Chloride



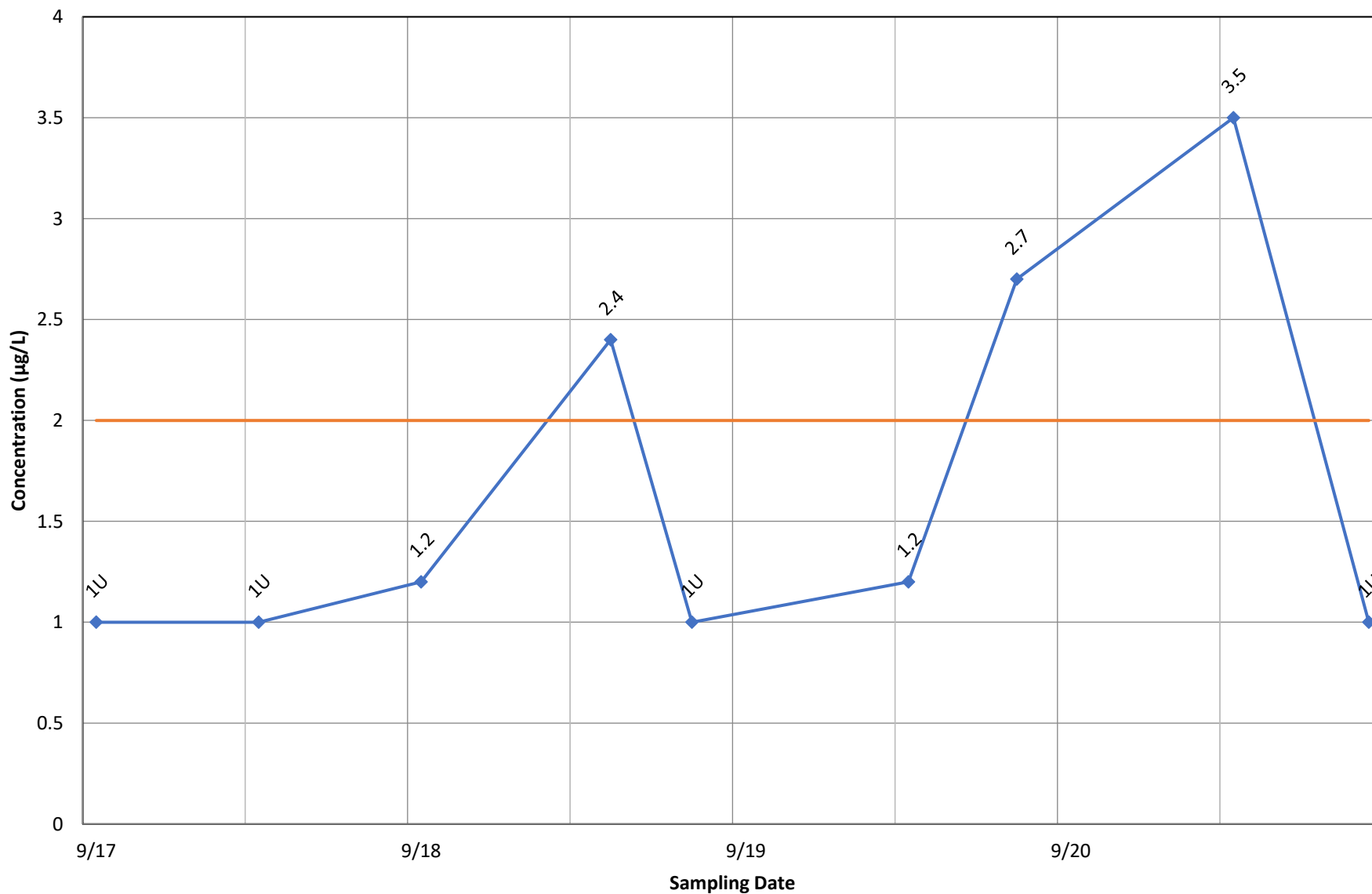
◆ Concentration — Current MCL

Monitoring Well MW-21B - Trichloroethene



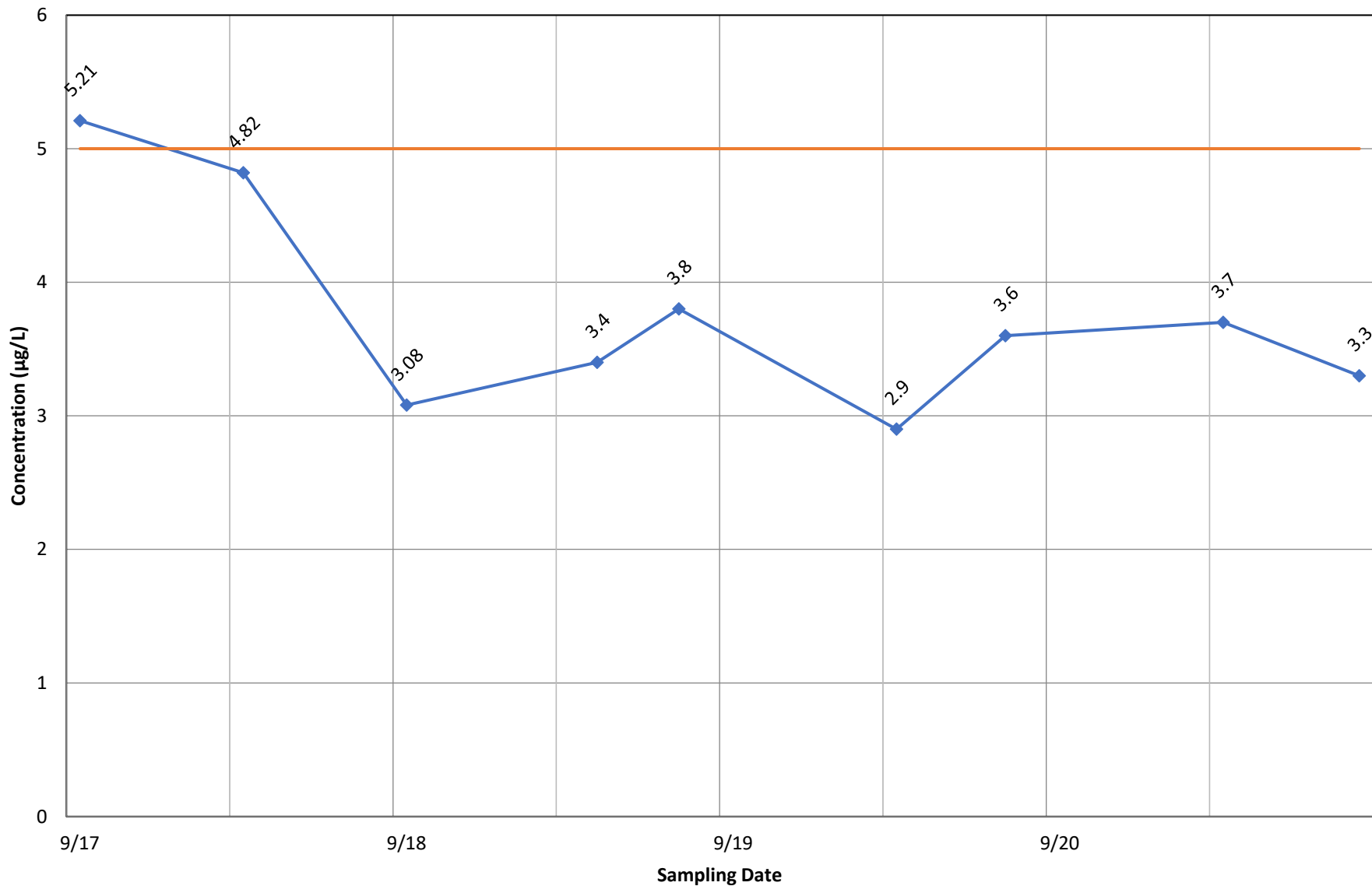
◆ Concentration — Current MCL

Monitoring Well MW-21B - Vinyl Chloride



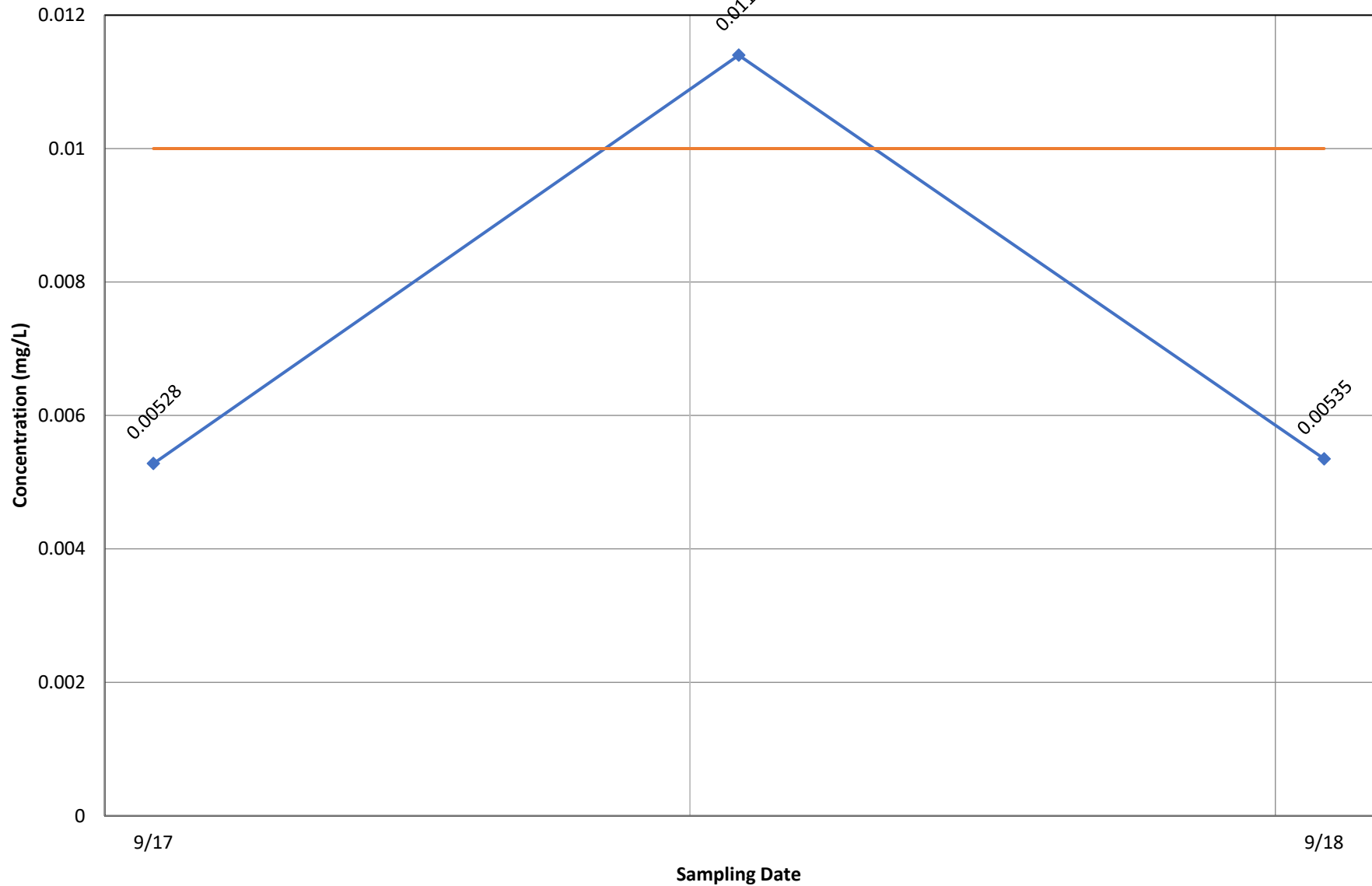
◆ Concentration — Current MCL

Monitoring Well MW-22A - Trichloroethene



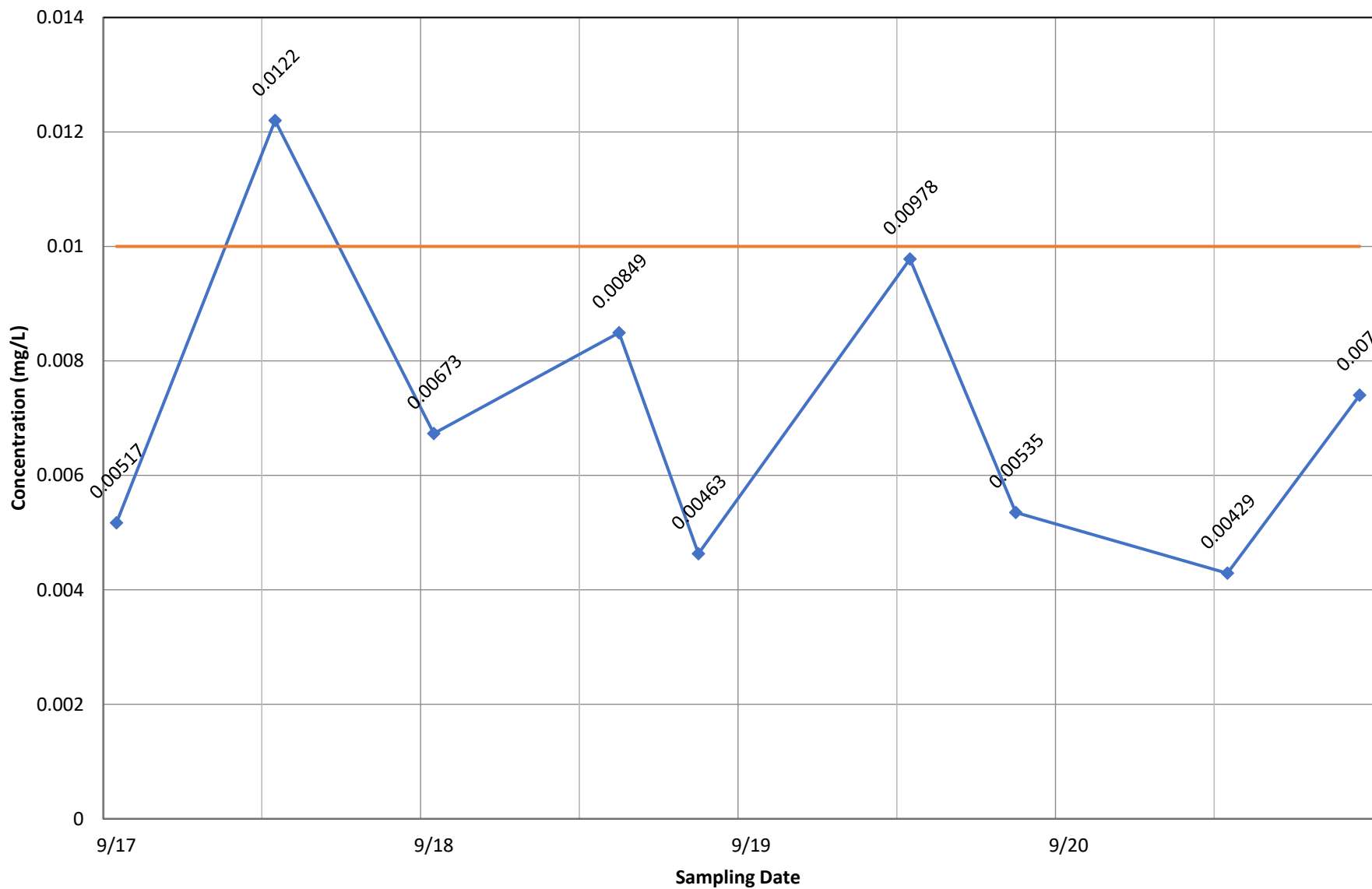
◆ Concentration — Current MCL

Monitoring Well MW-22B - Arsenic, dissolved



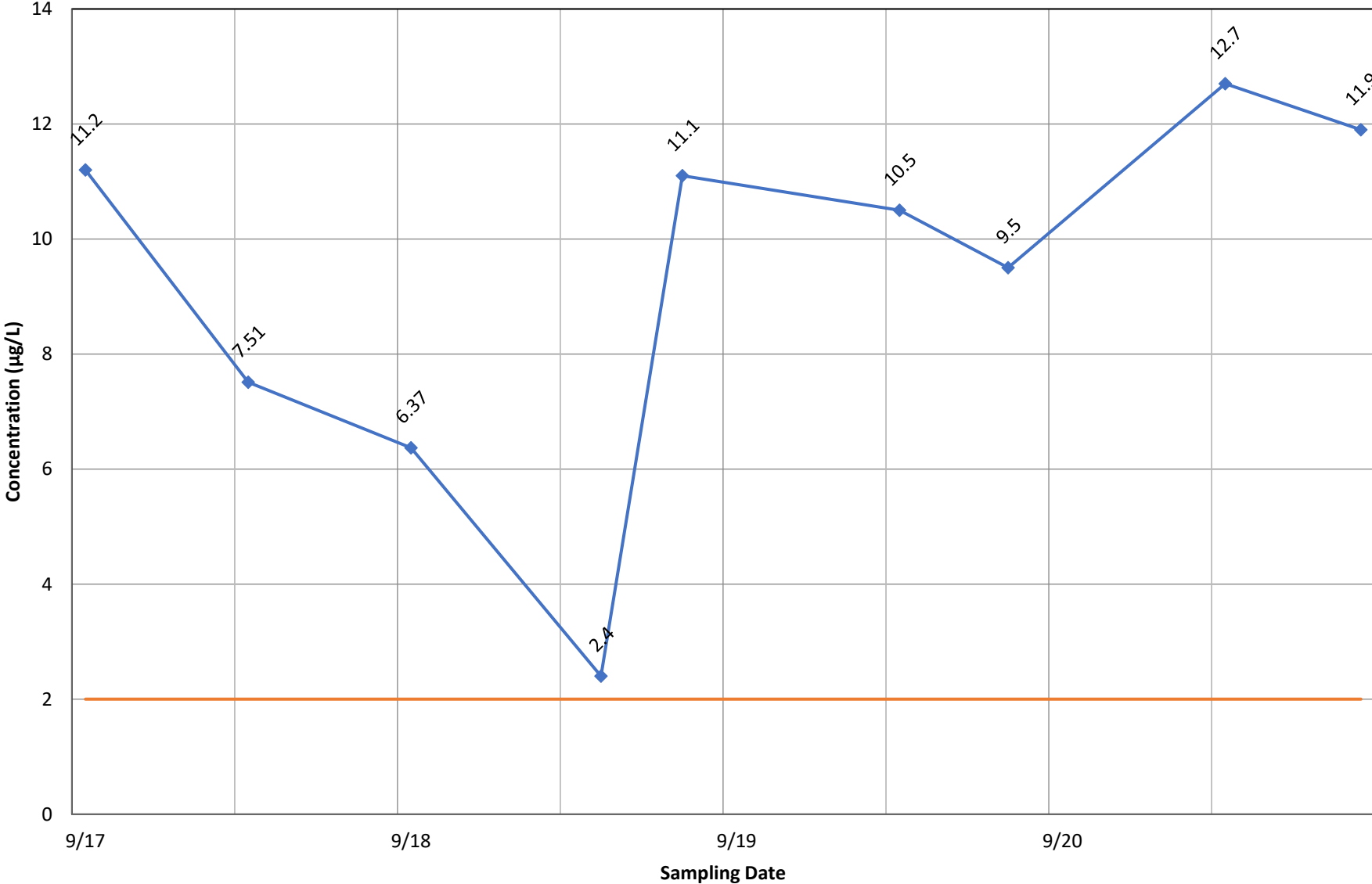
◆ Concentration — Current MCL

Monitoring Well MW-22B - Arsenic, total



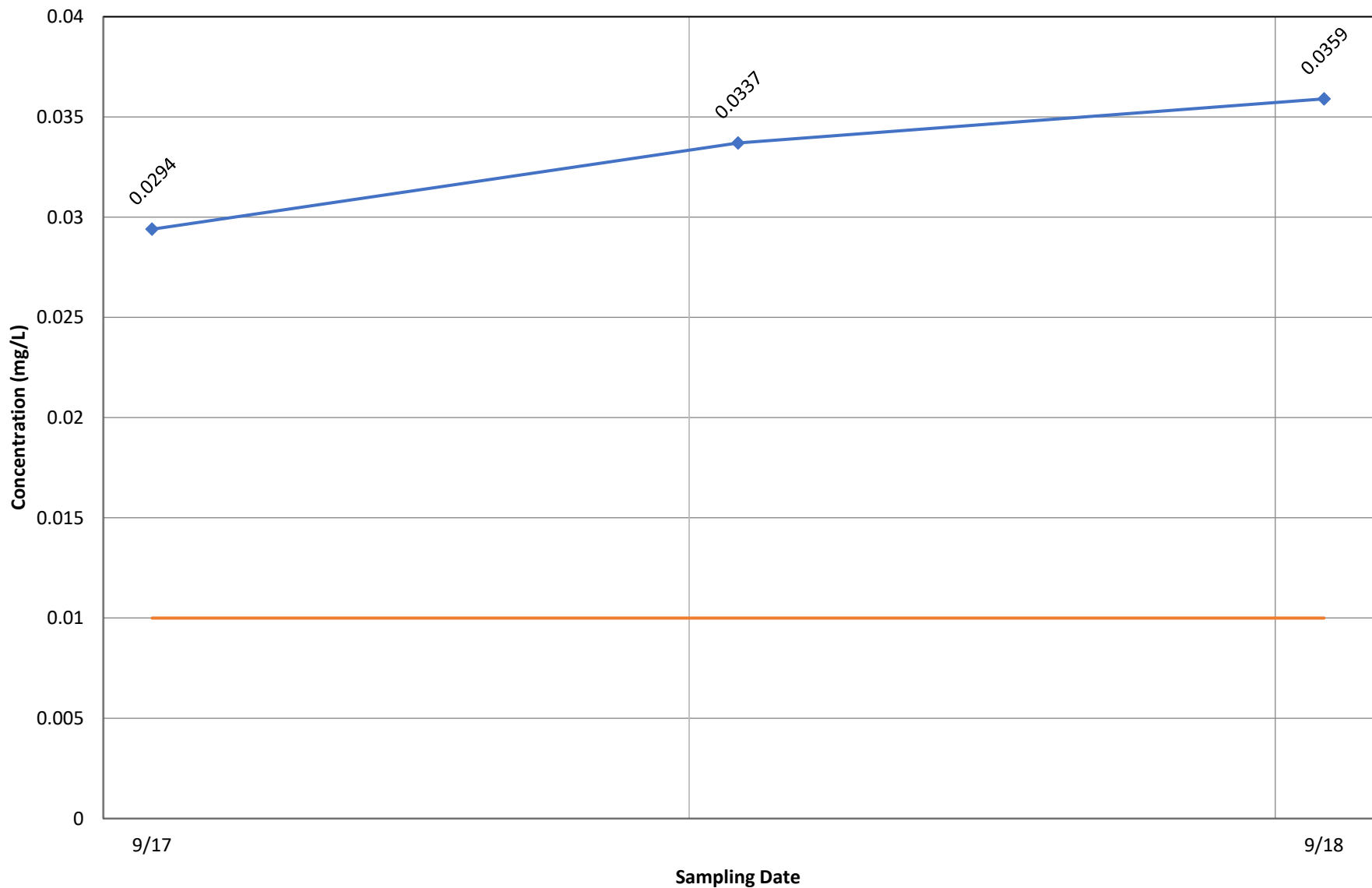
◆ Concentration — Current MCL

Monitoring Well MW-24A - Vinyl Chloride



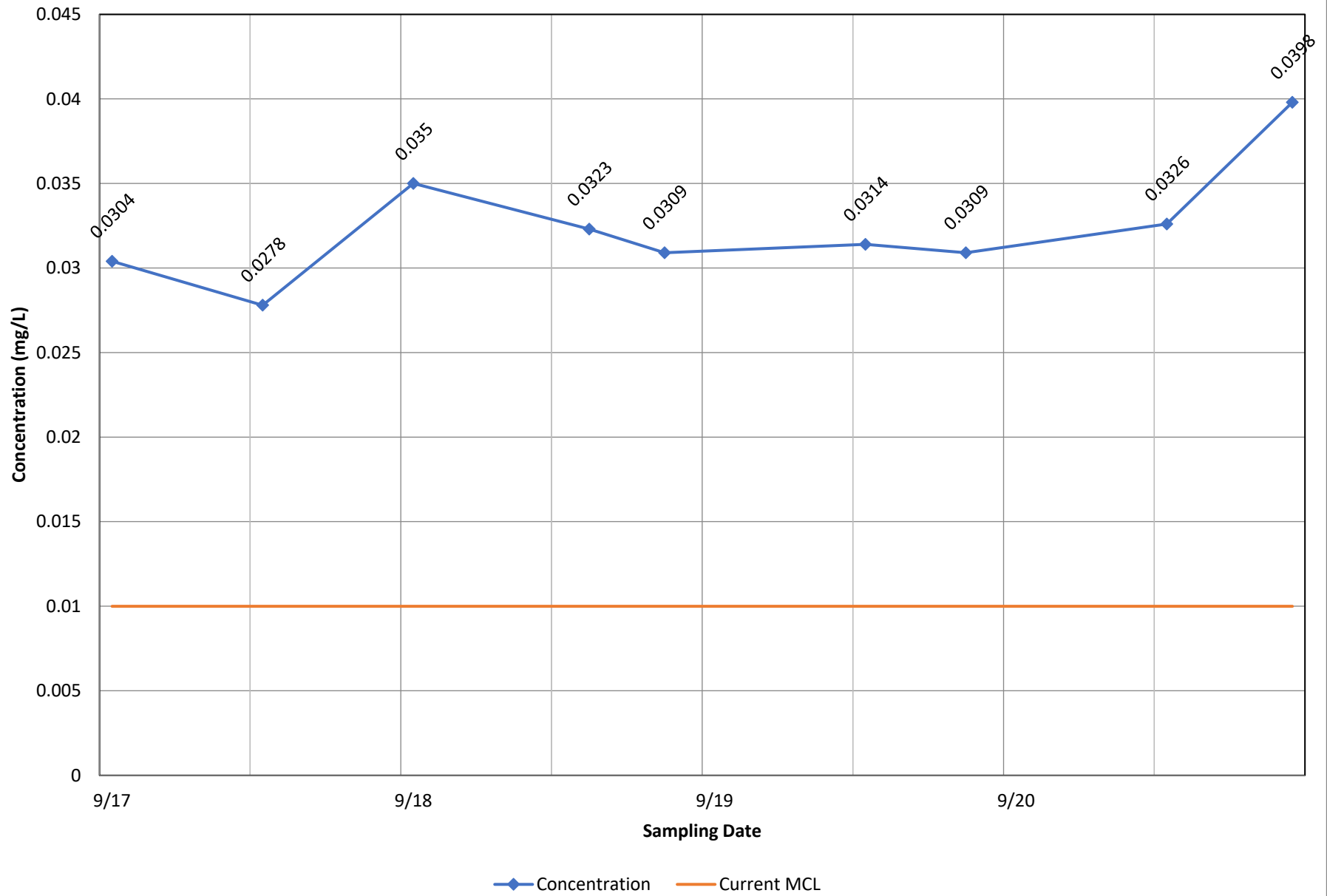
◆ Concentration — Current MCL

Monitoring Well MW-24B - Arsenic, dissolved

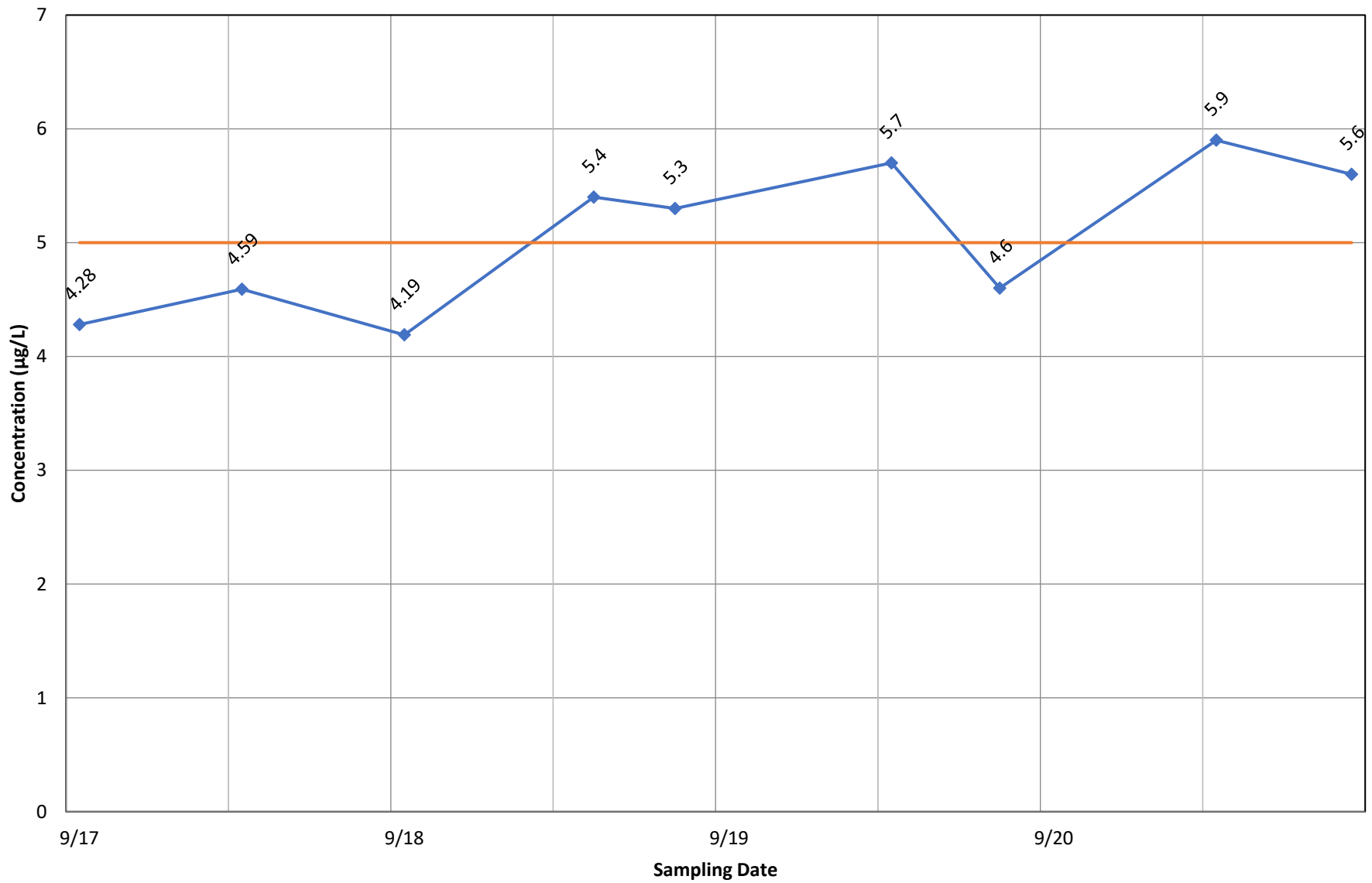


◆ Concentration — Current MCL

Monitoring Well MW-24B - Arsenic, total

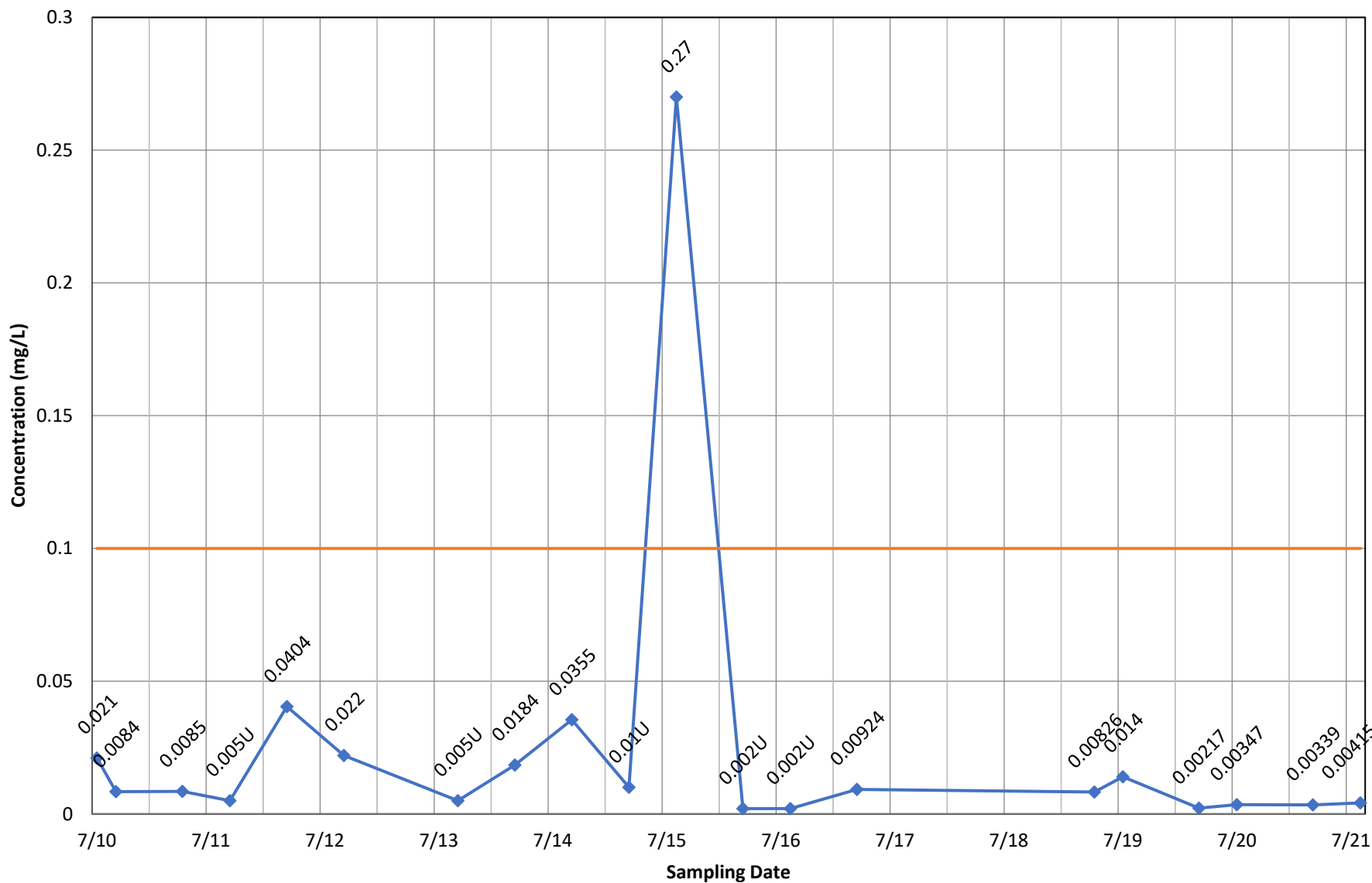


Monitoring Well MW-24B - Benzene



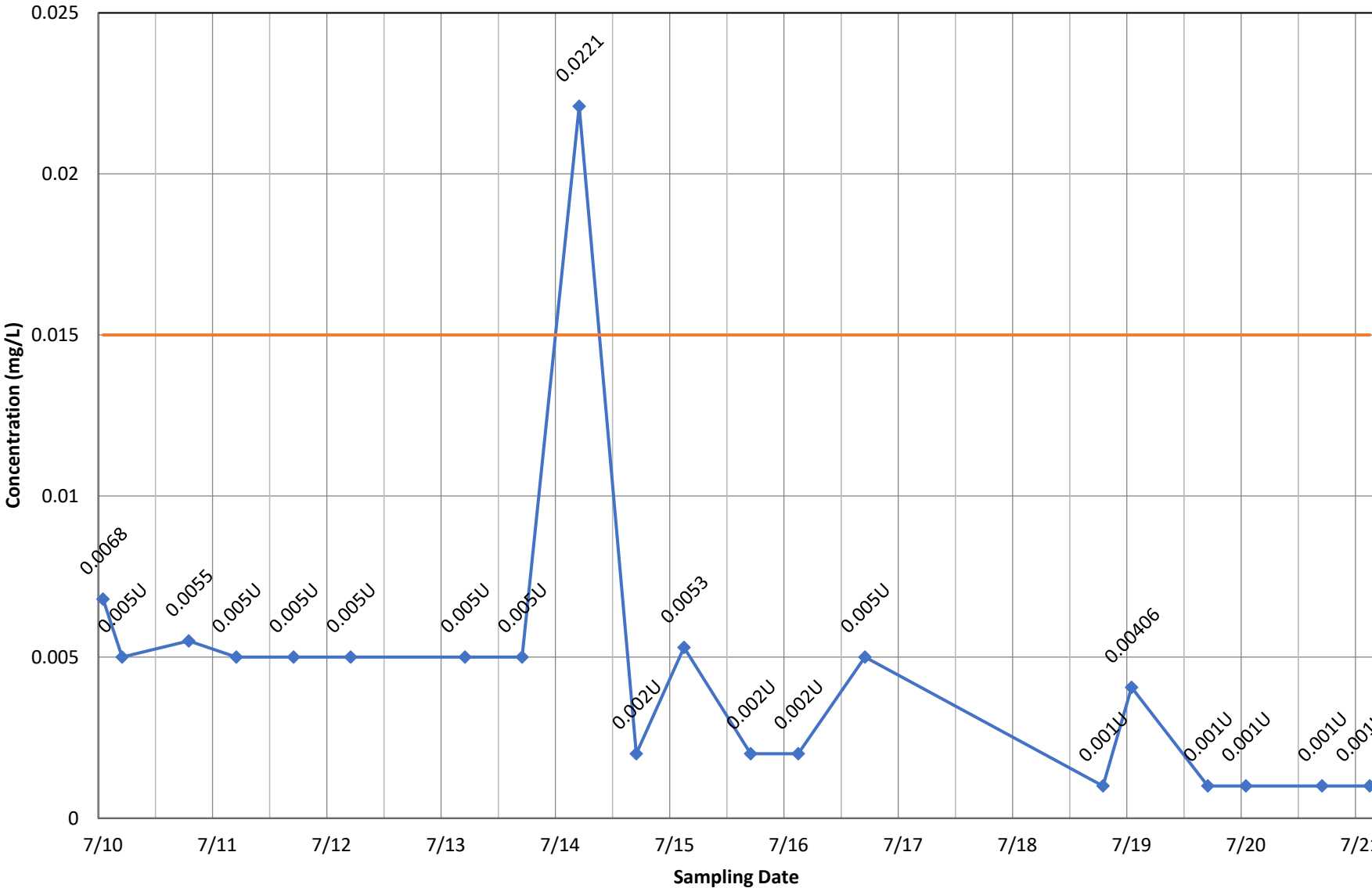
◆ Concentration — Current MCL

Monitoring Well MW-2A - Chromium, total



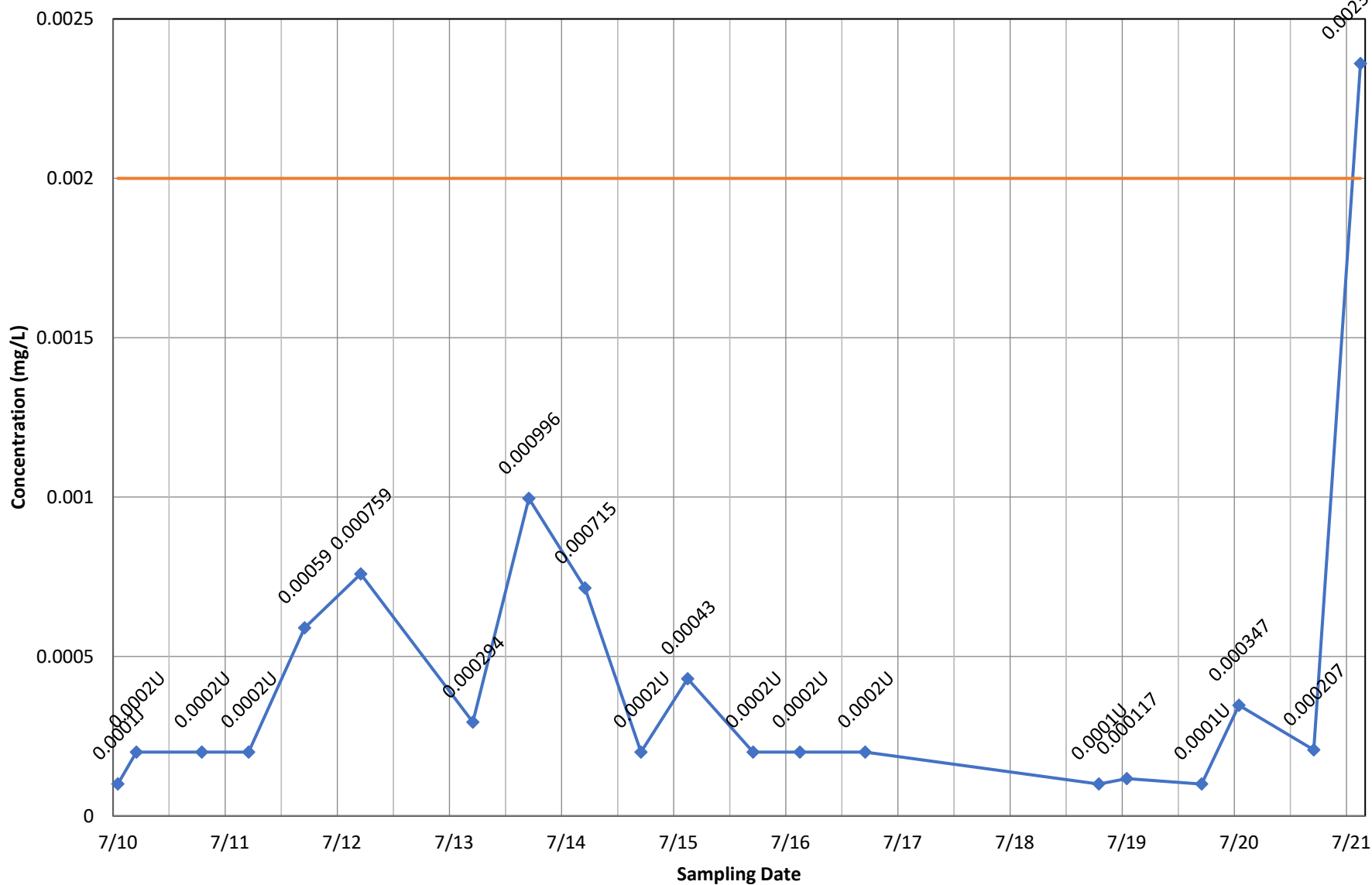
◆ Concentration — Current MCL

Monitoring Well MW-2A - Lead, total



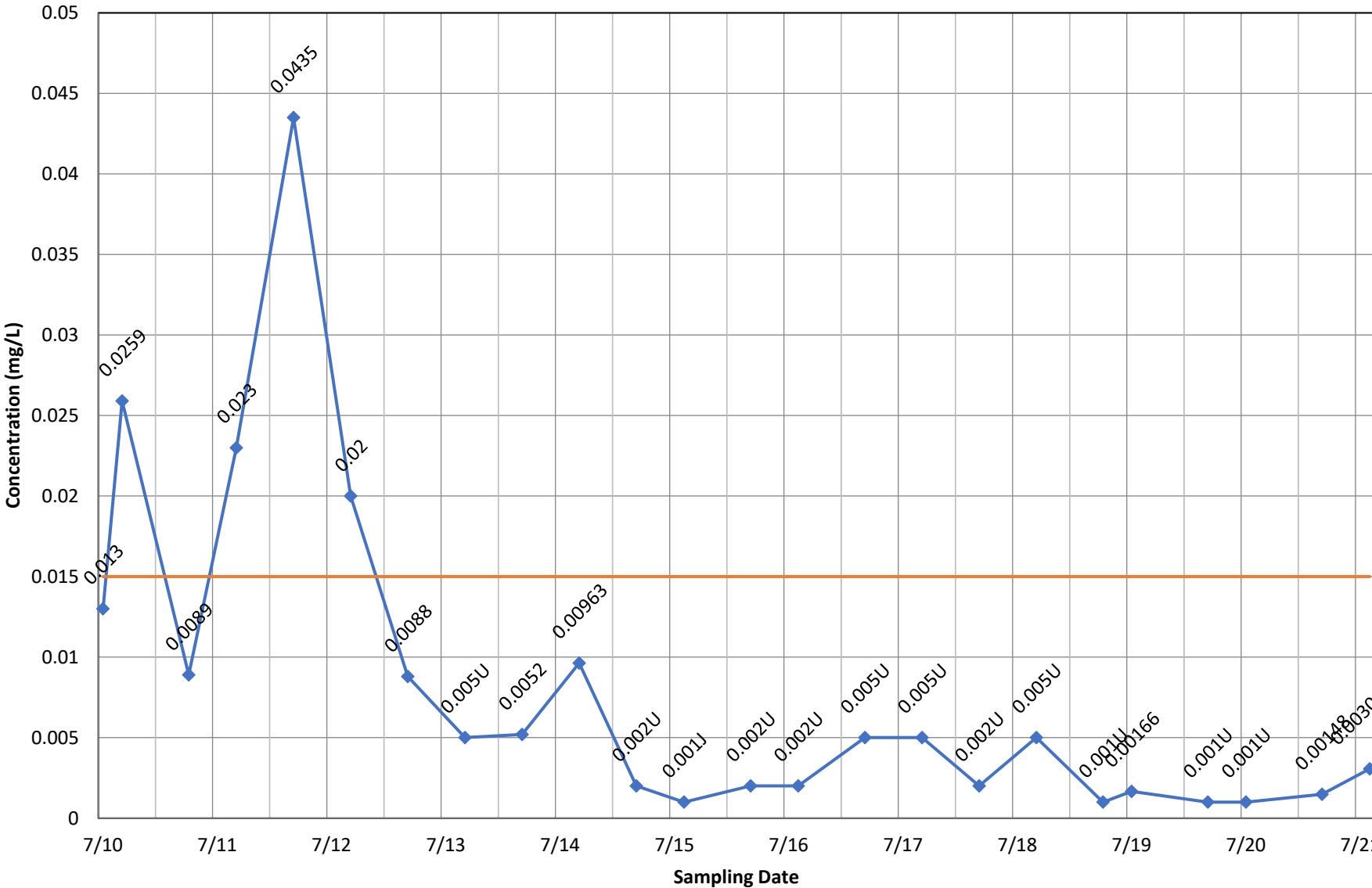
◆ Concentration — Current MCL

Monitoring Well MW-2A - Mercury, total



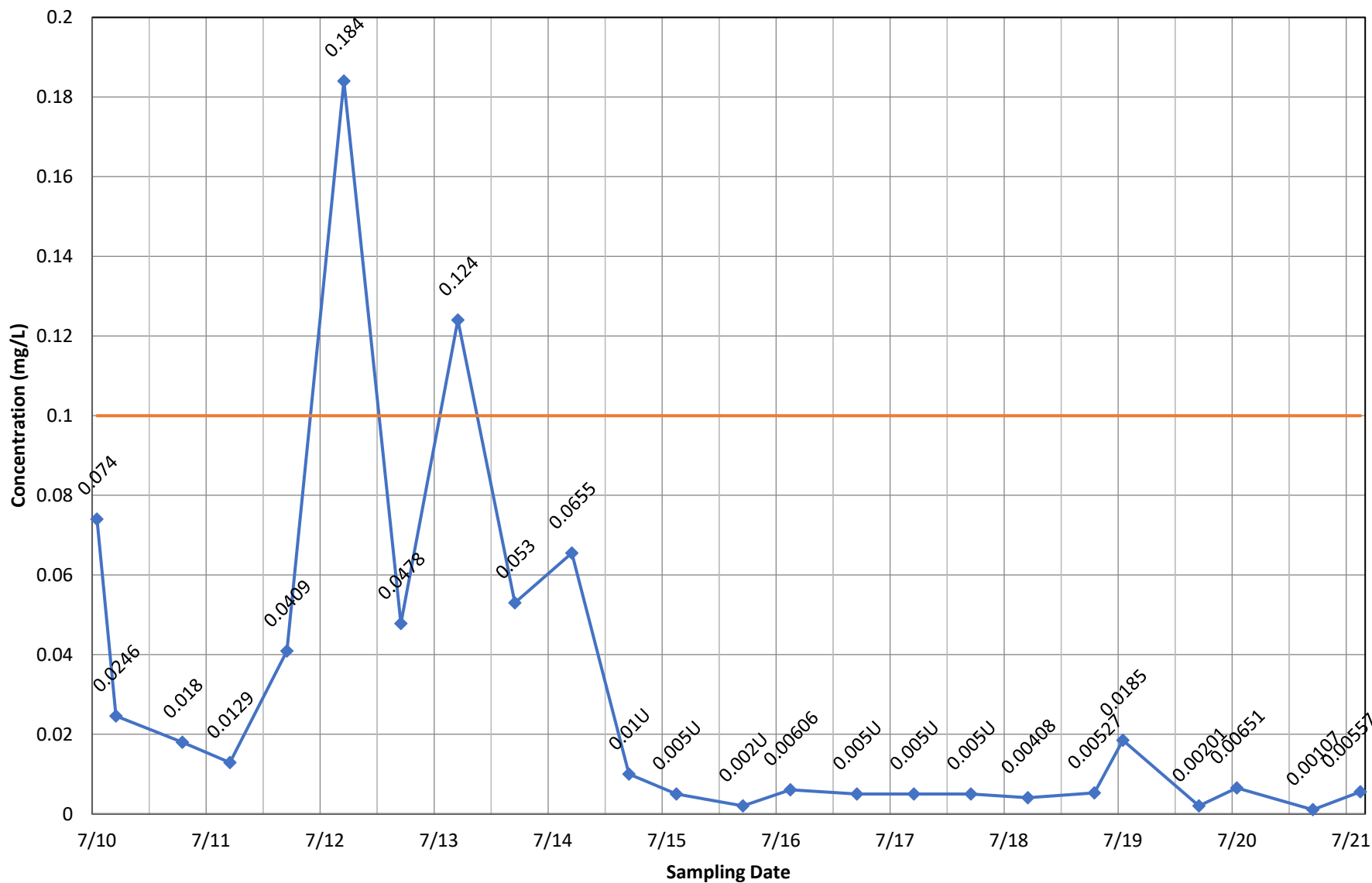
◆ Concentration — Current MCL

Monitoring Well MW-3A - Lead, total



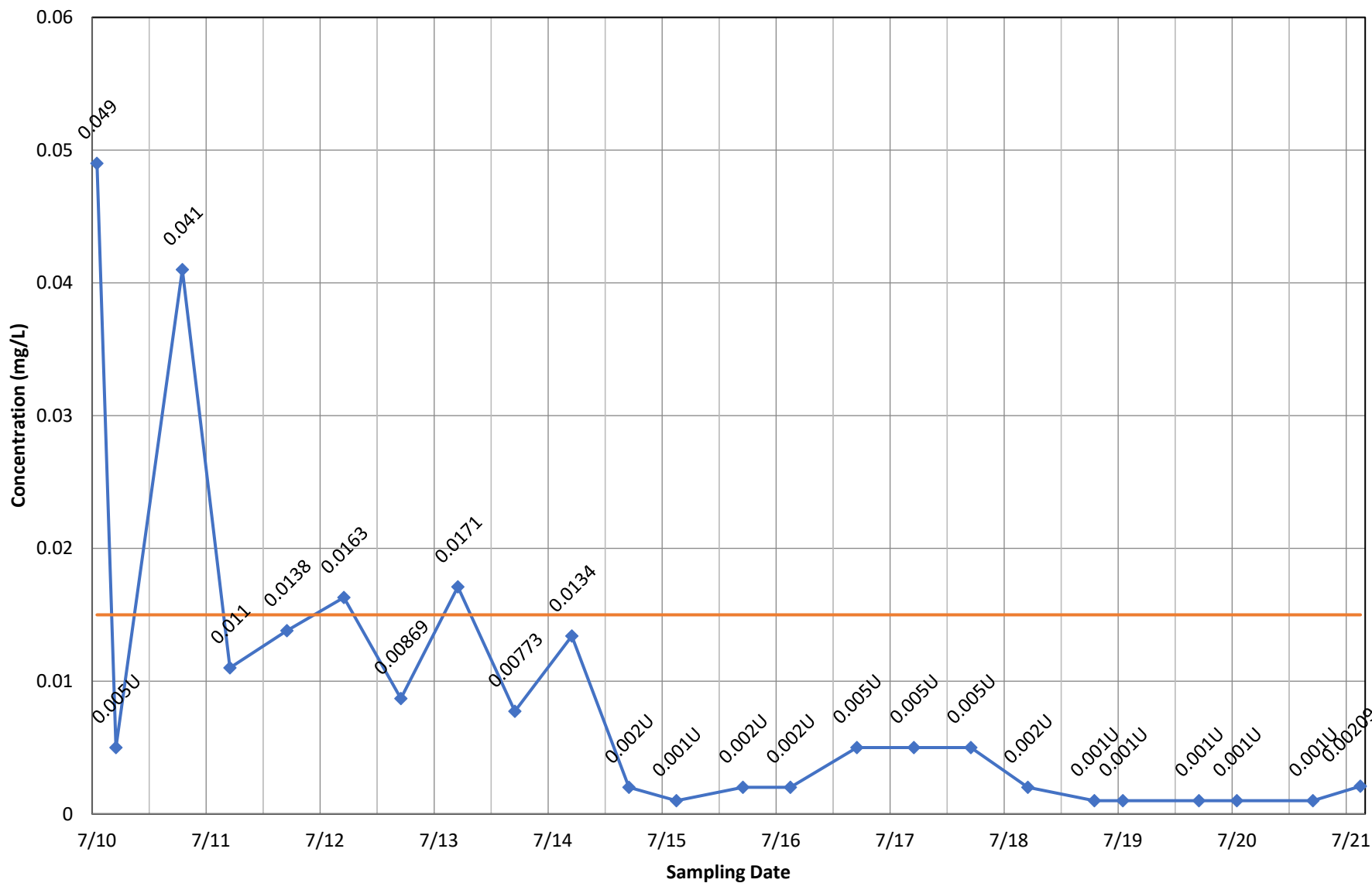
◆ Concentration — Current MCL

Monitoring Well MW-3B - Chromium, total



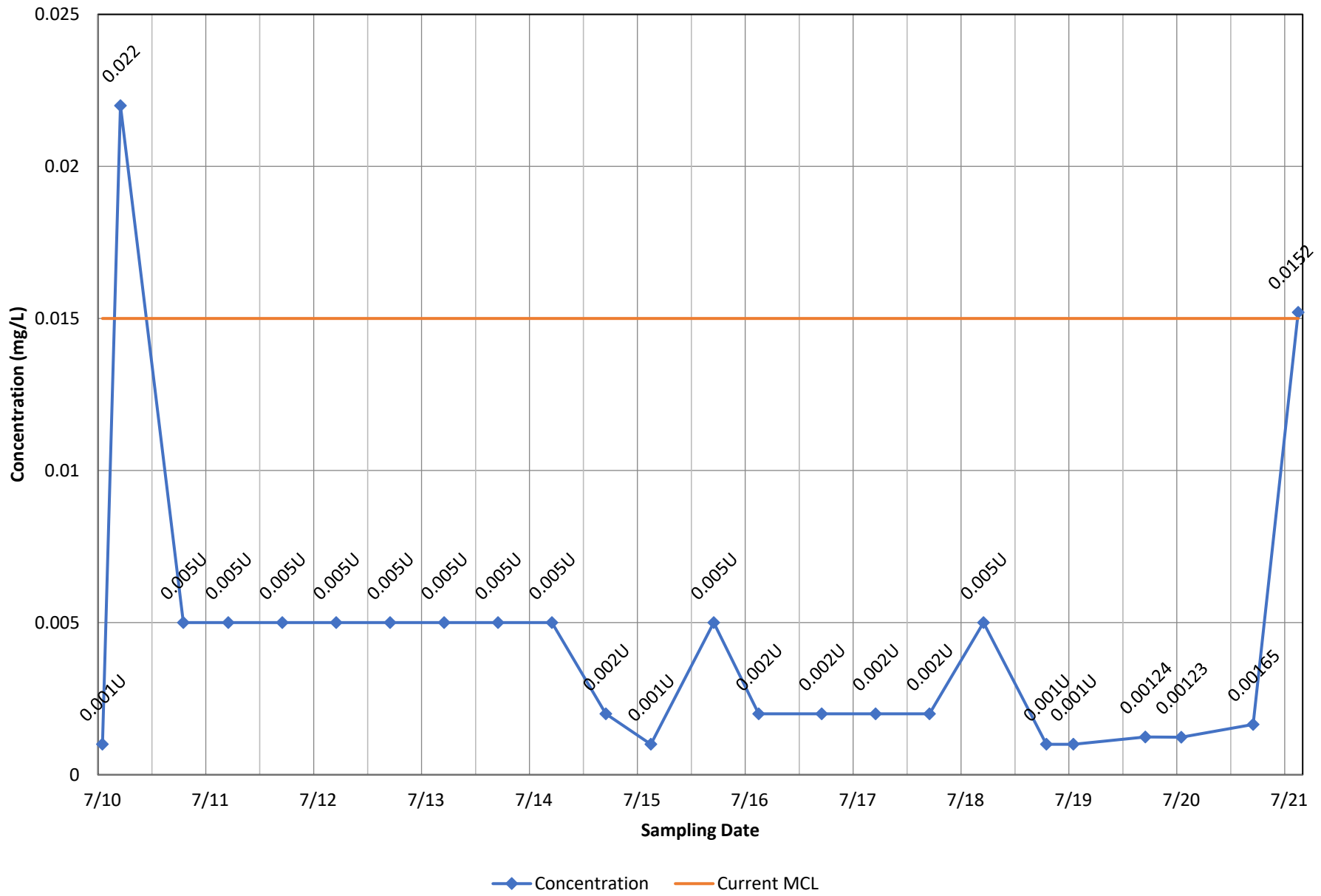
◆ Concentration — Current MCL

Monitoring Well MW-3B - Lead, total

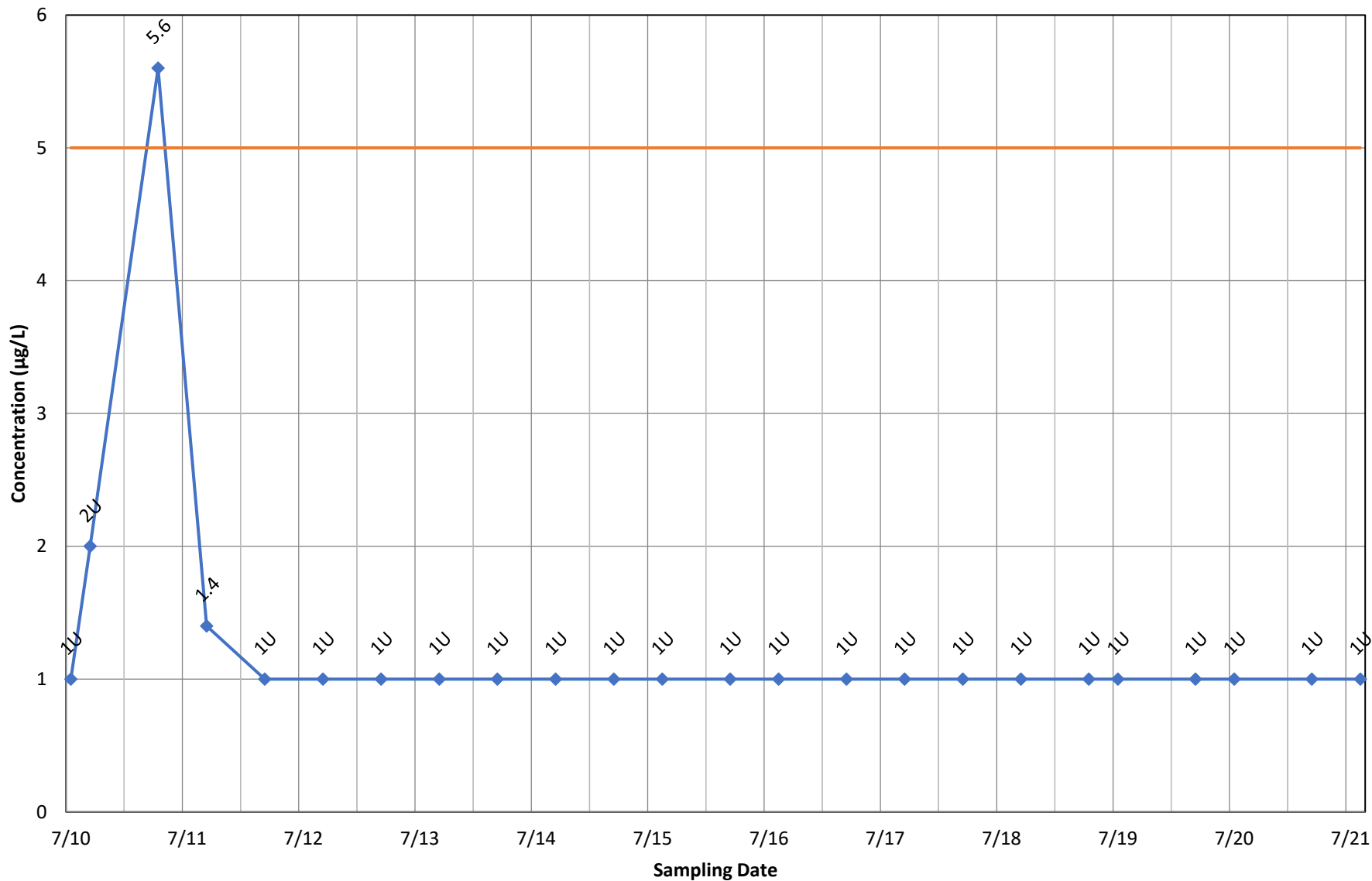


◆ Concentration — Current MCL

Monitoring Well MW-4 - Lead, total

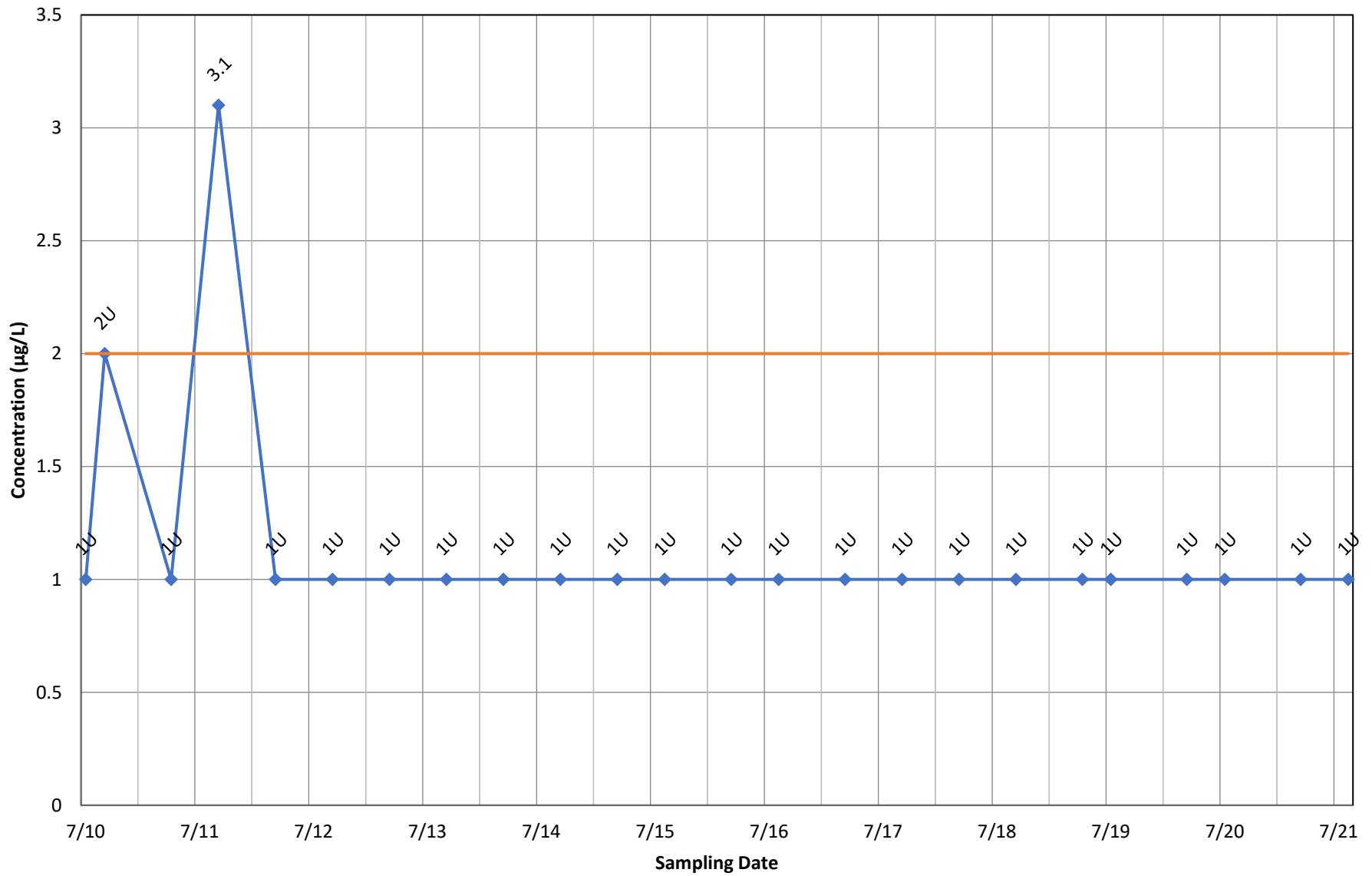


Monitoring Well MW-4 - Trichloroethene



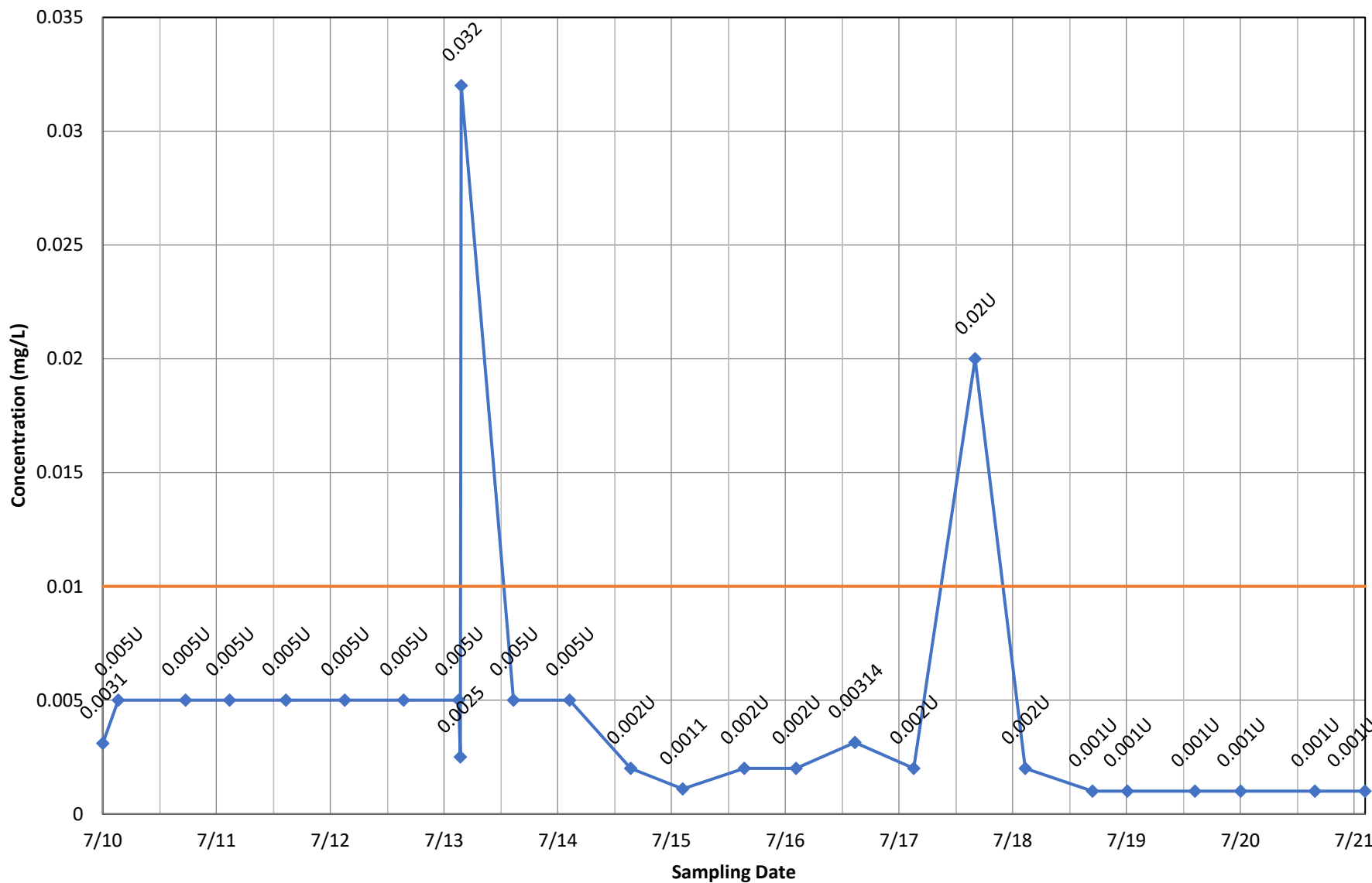
◆ Concentration — Current MCL

Monitoring Well MW-4 - Vinyl Chloride



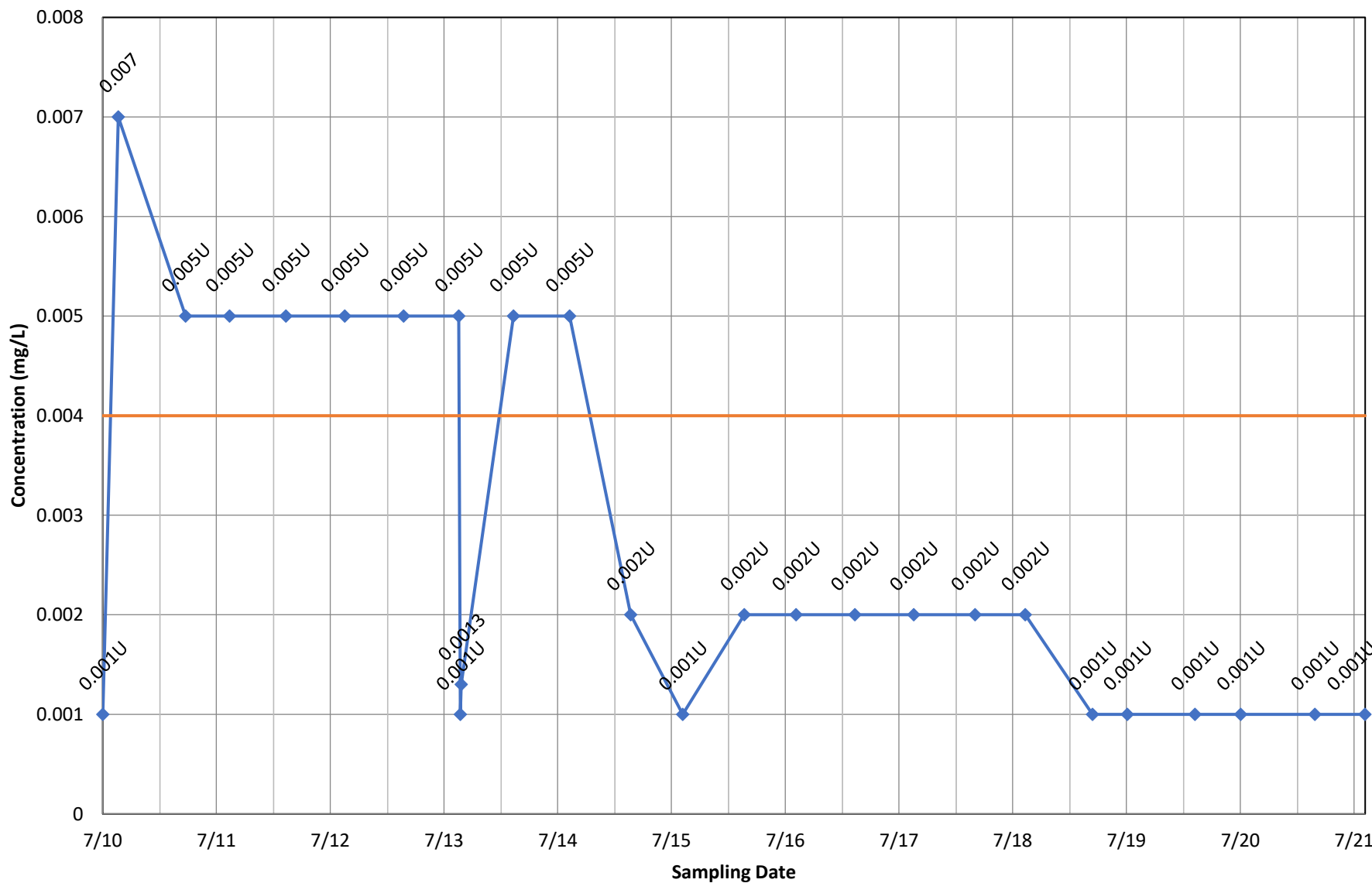
◆ Concentration — Current MCL

Monitoring Well MW-6 - Arsenic, total



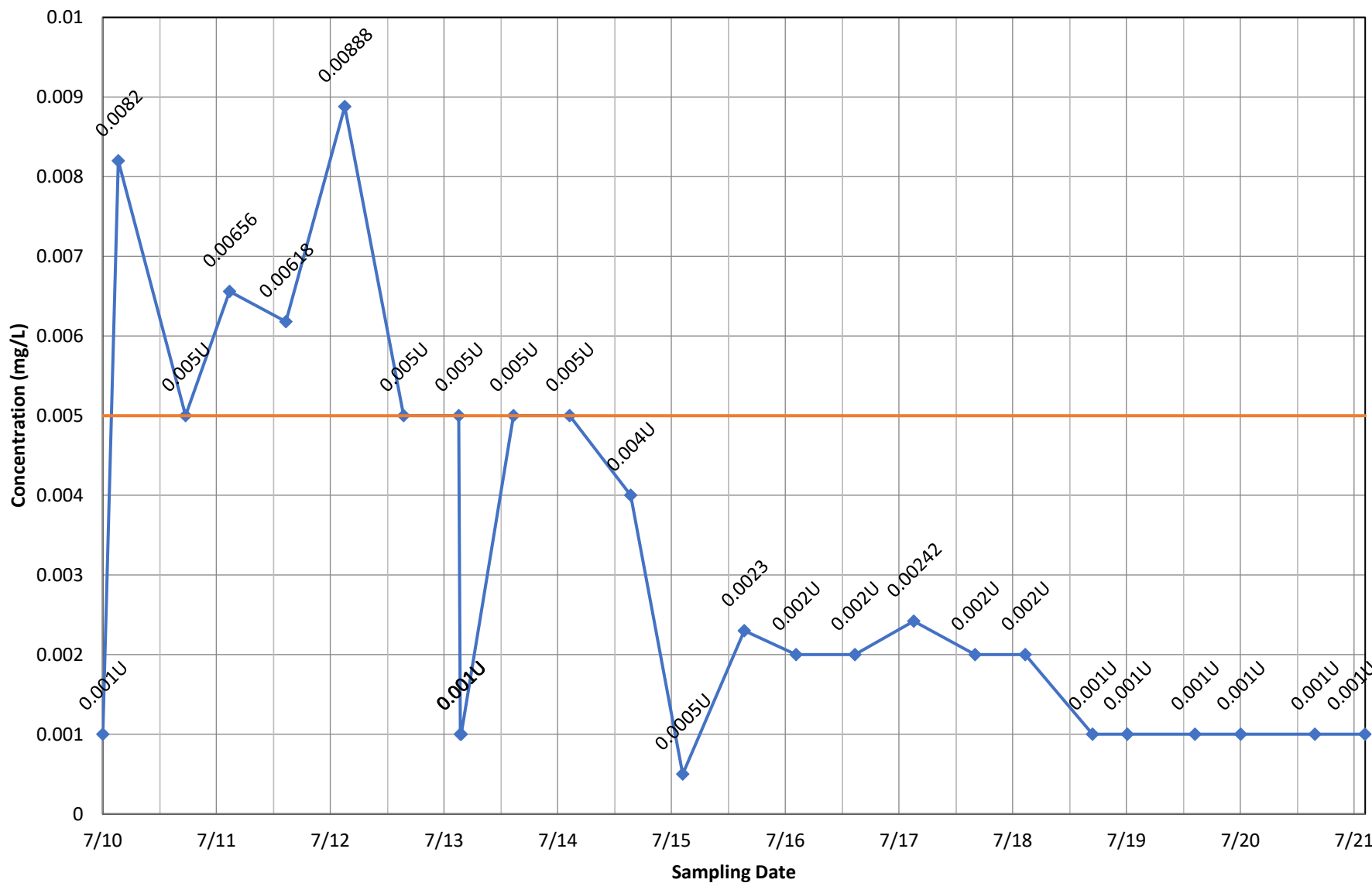
◆ Concentration — Current MCL

Monitoring Well MW-6 - Beryllium, total



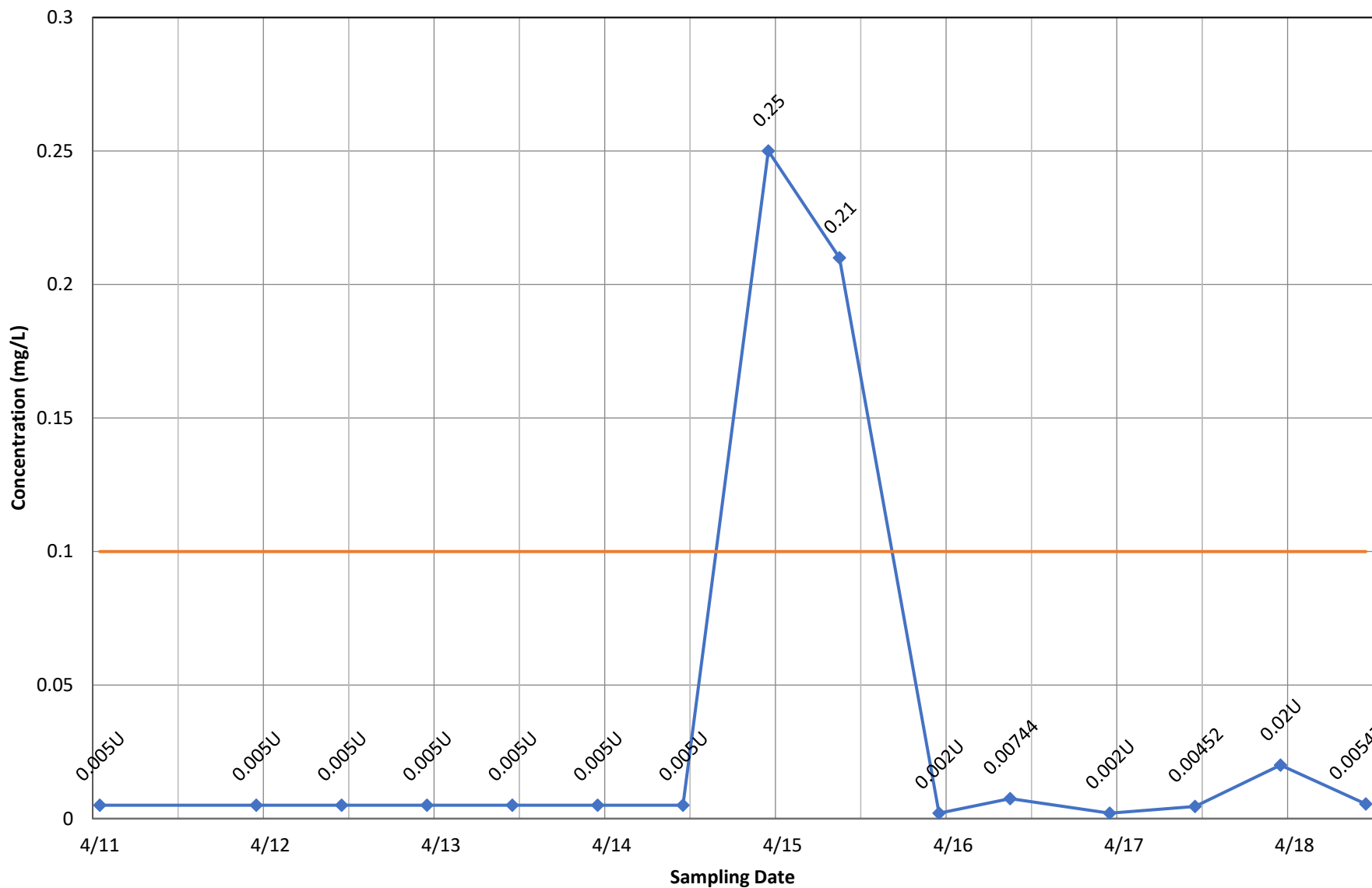
◆ Concentration — Current MCL

Monitoring Well MW-6 - Cadmium, total



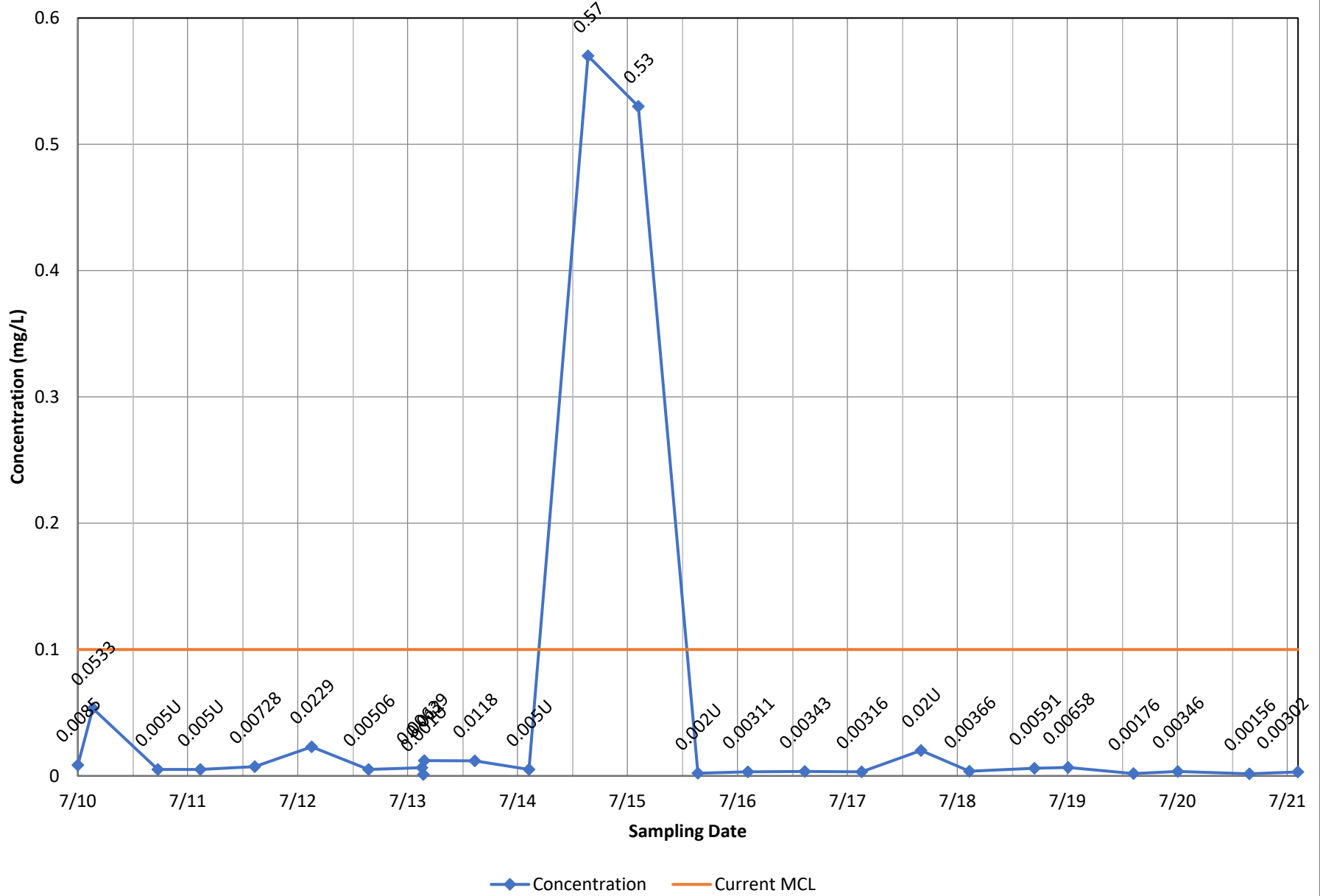
◆ Concentration — Current MCL

Monitoring Well MW-6 - Chromium, dissolved

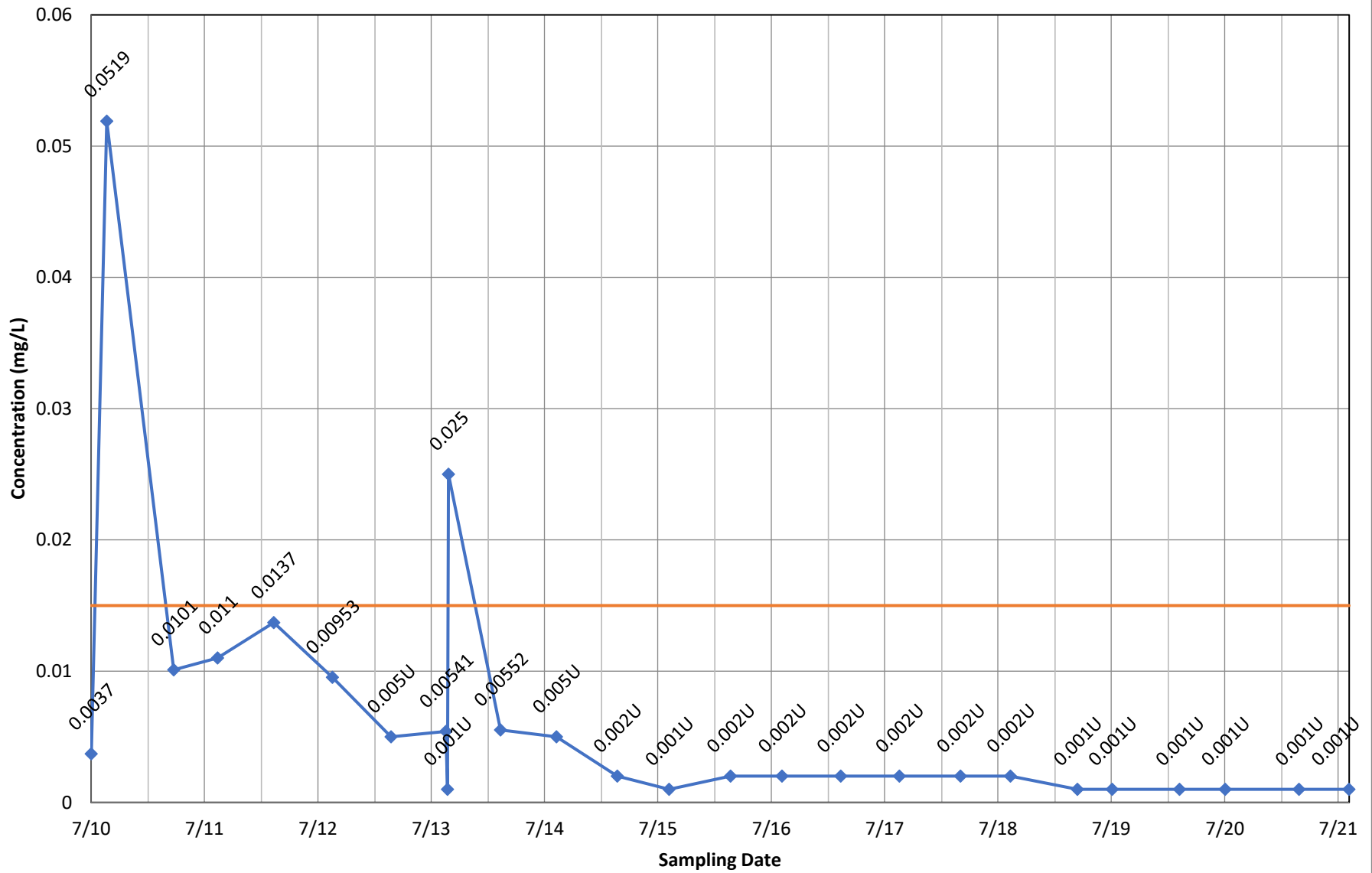


◆ Concentration — Current MCL

Monitoring Well MW-6 - Chromium, total

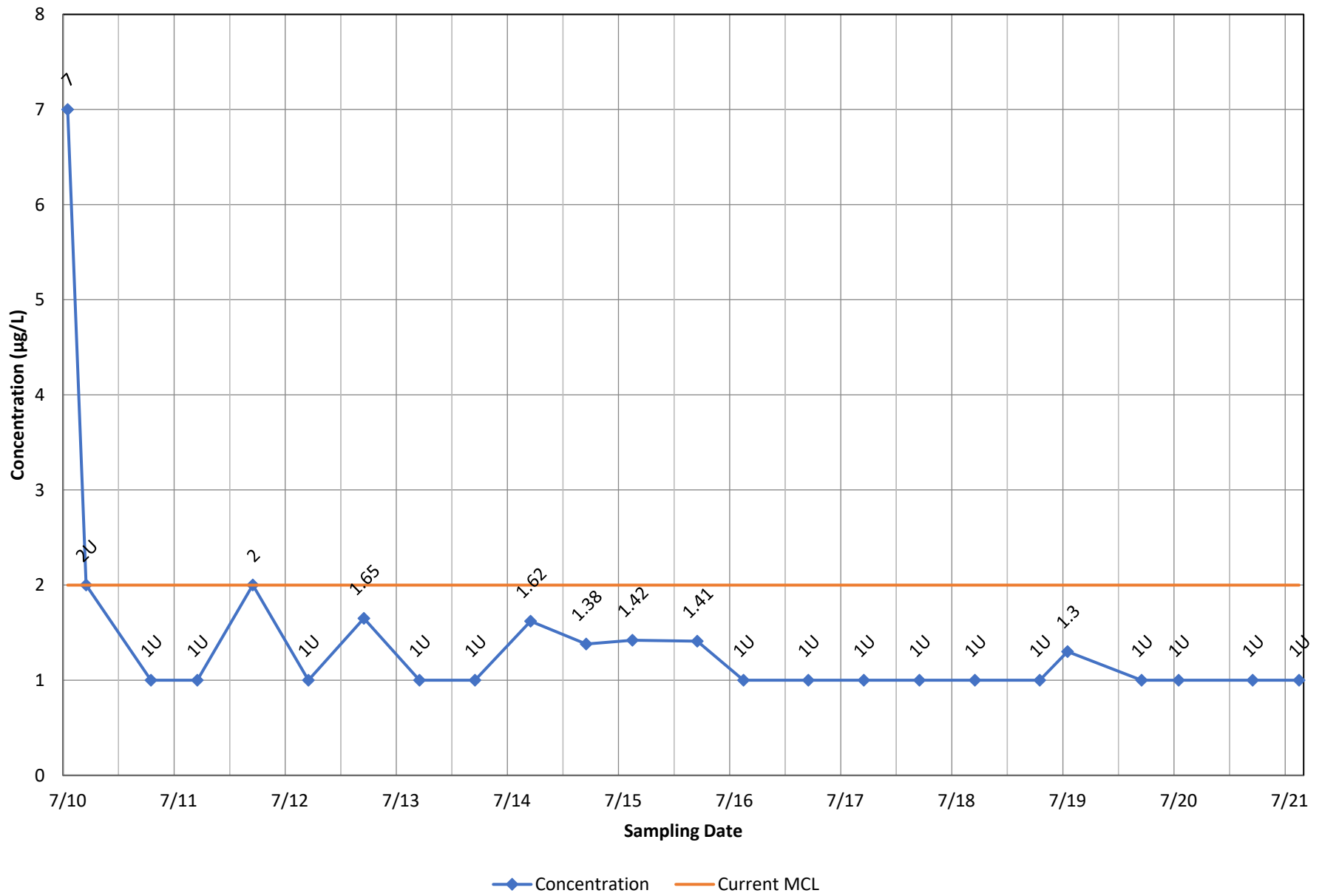


Monitoring Well MW-6 - Lead, total

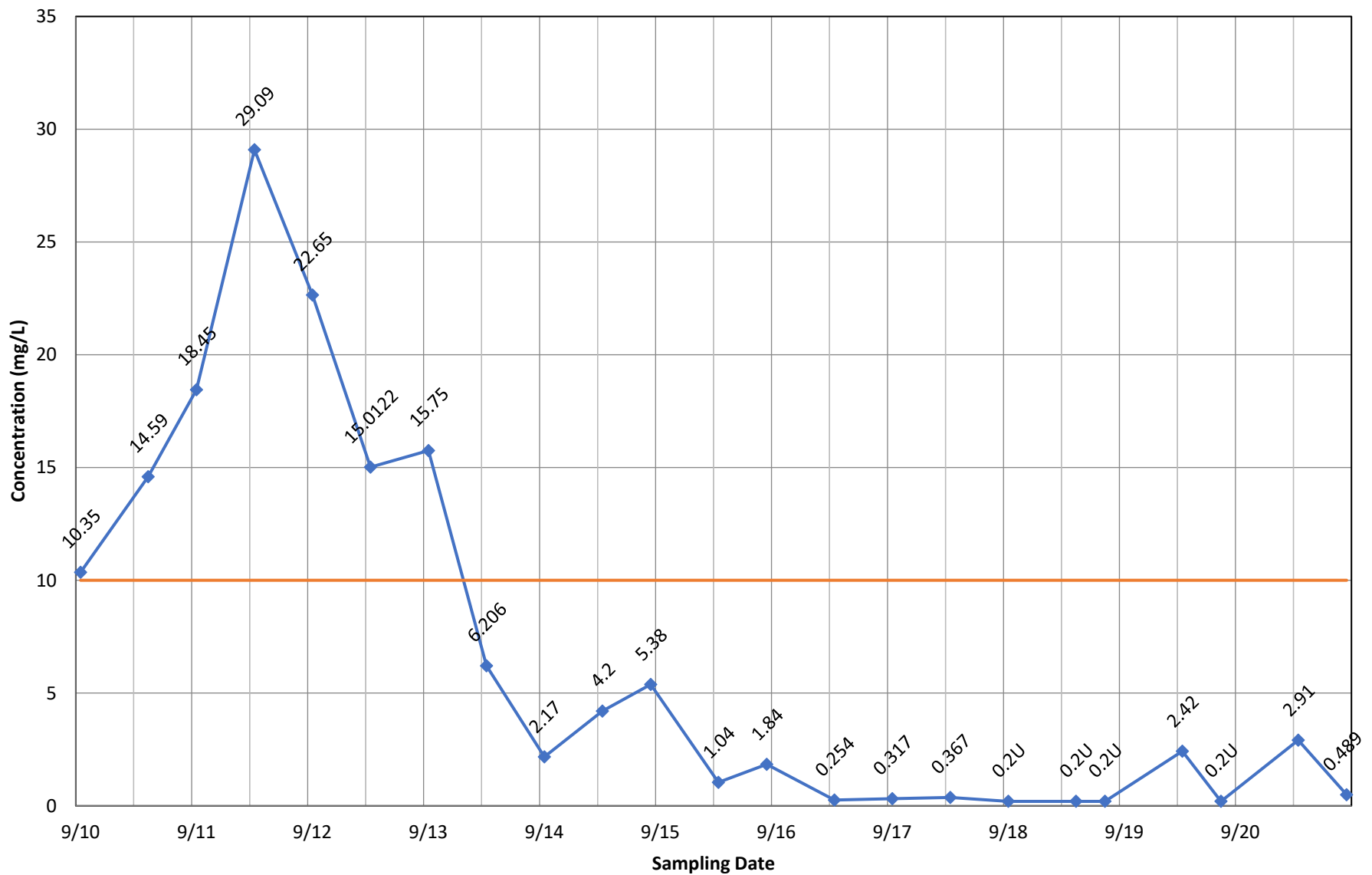


◆ Concentration — Current MCL

Monitoring Well MW-6 - Vinyl Chloride

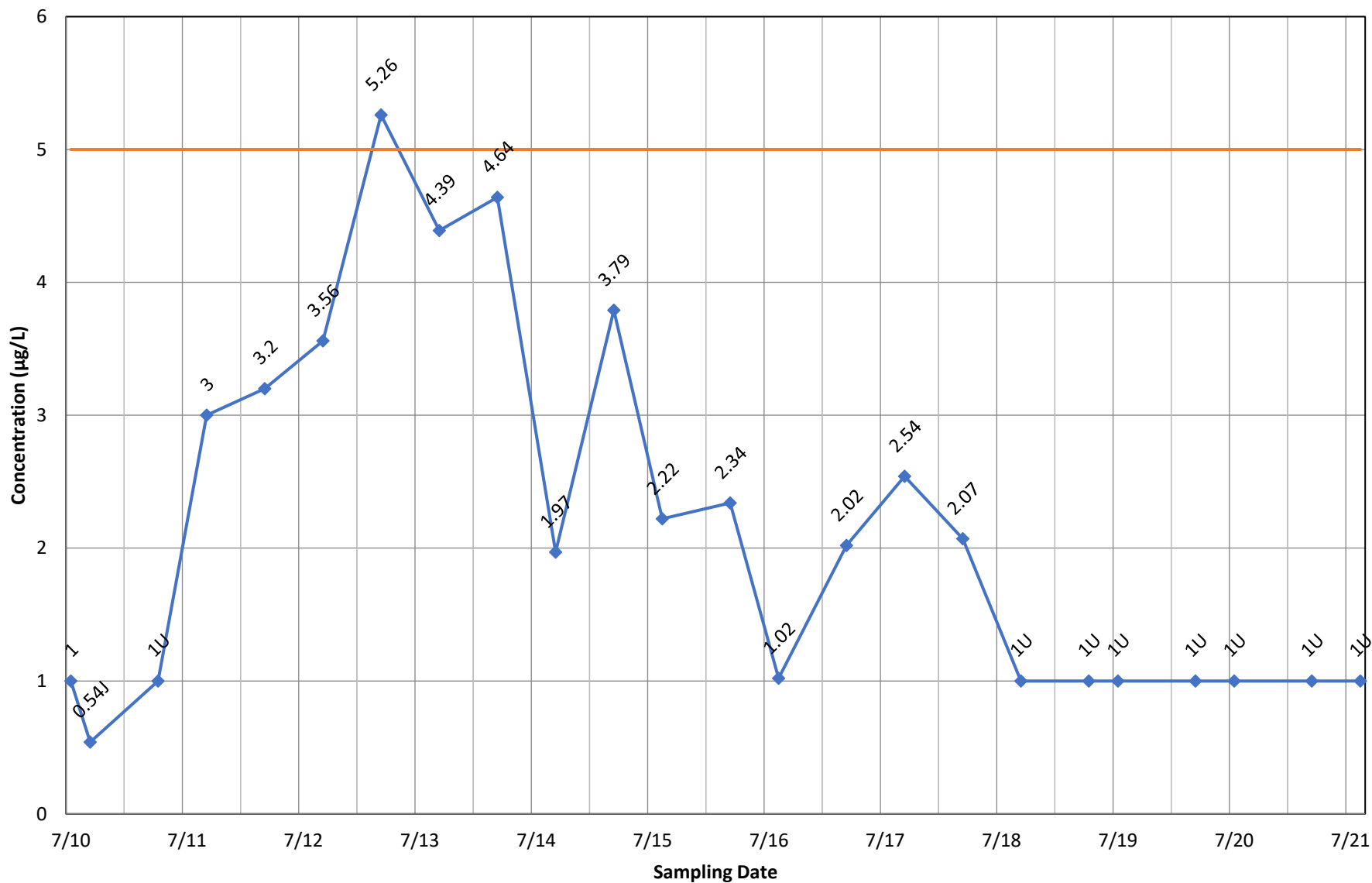


Monitoring Well MW-7 - Nitrate



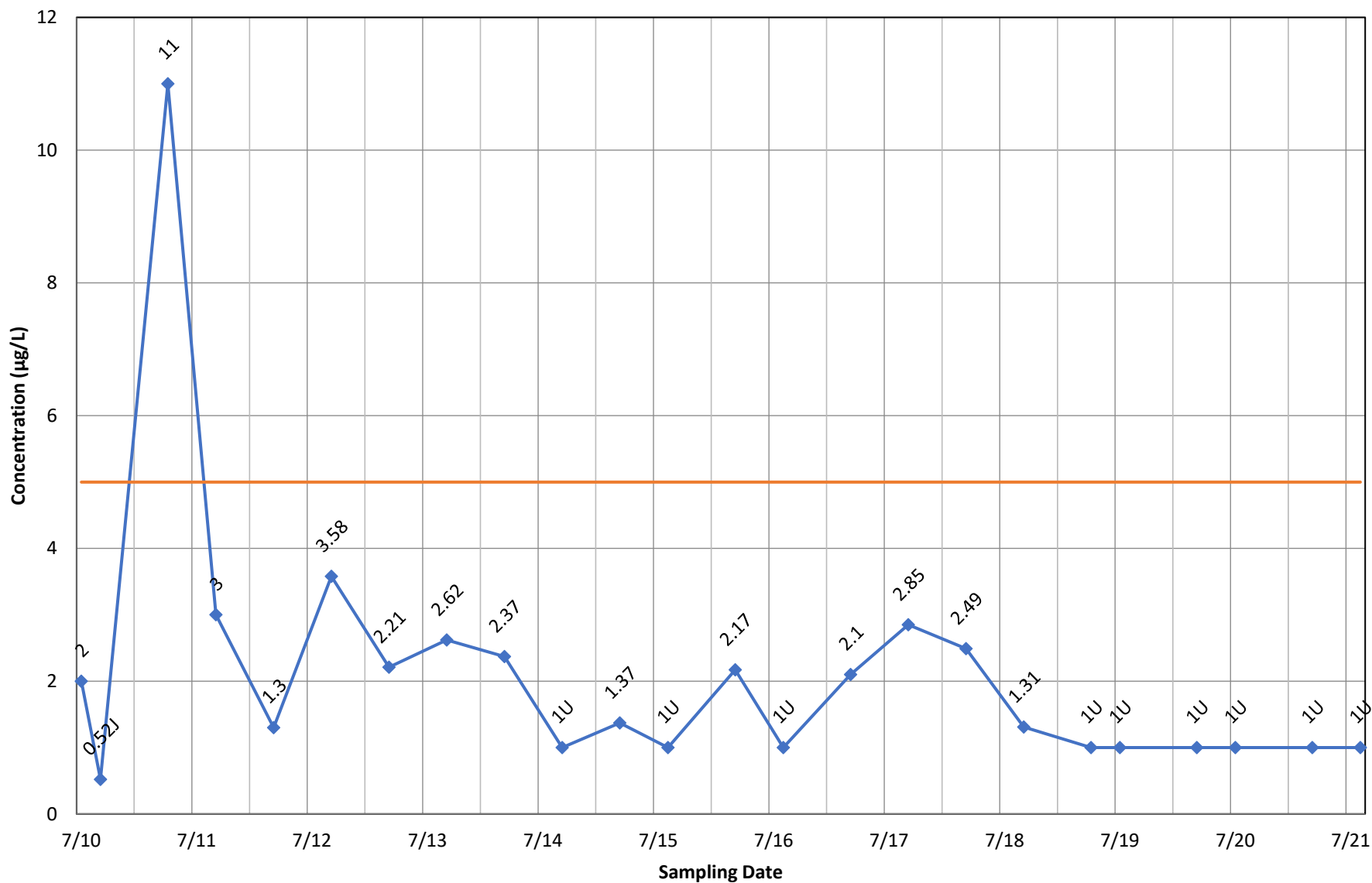
◆ Concentration — Current MCL

Monitoring Well MW-7 - Tetrachloroethene



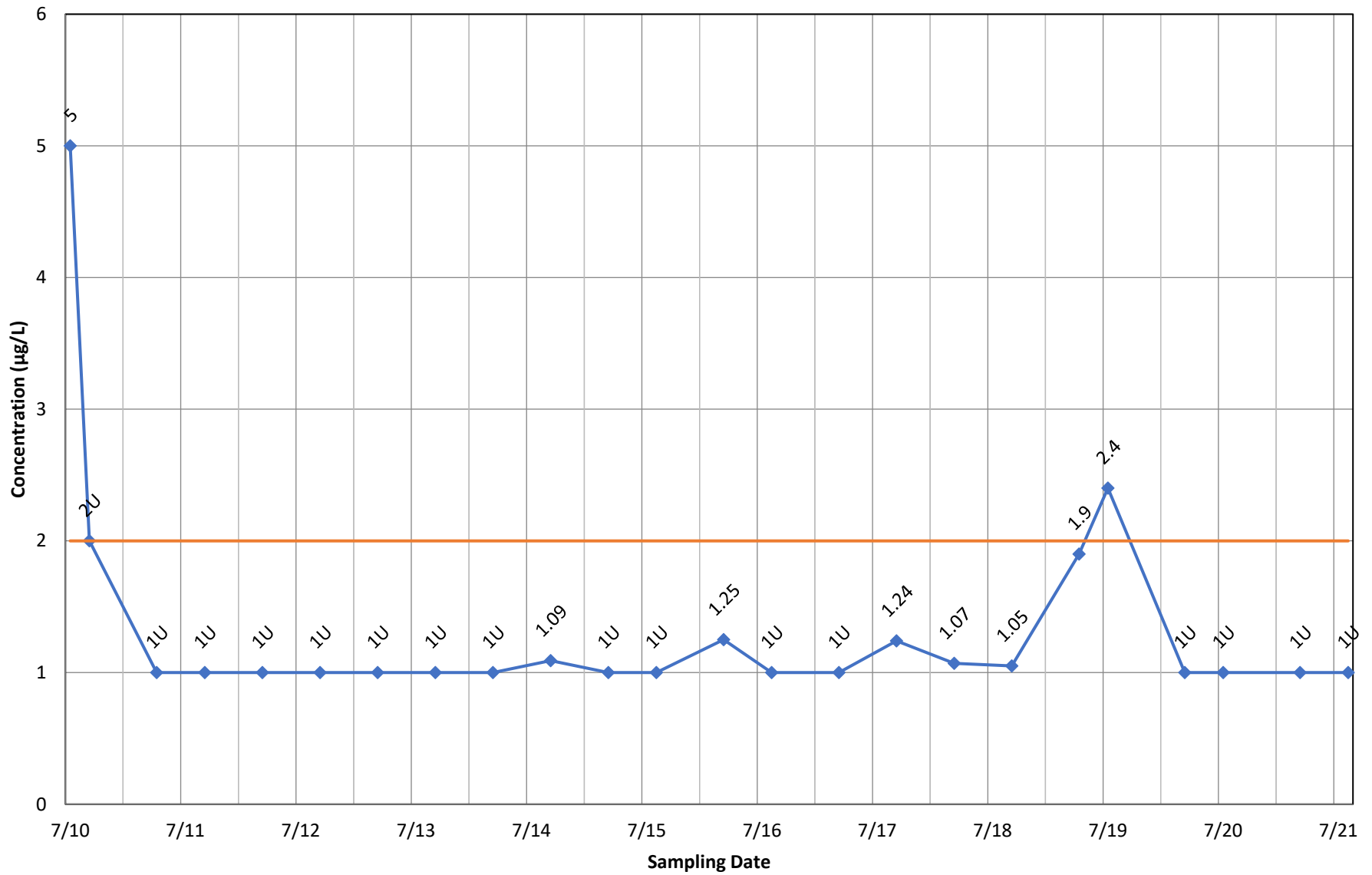
◆ Concentration — Current MCL

Monitoring Well MW-7 - Trichloroethene



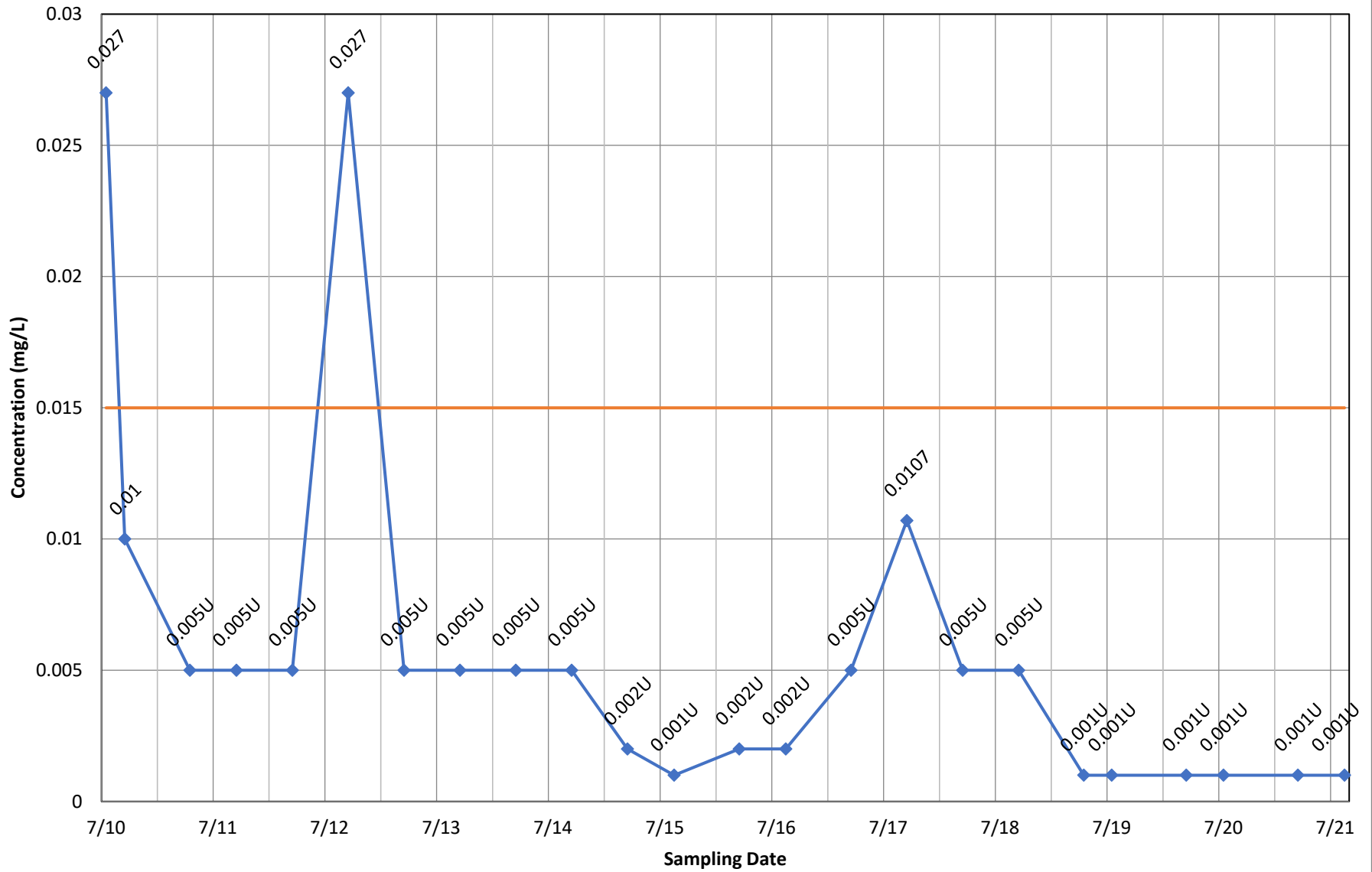
◆ Concentration — Current MCL

Monitoring Well MW-7 - Vinyl Chloride



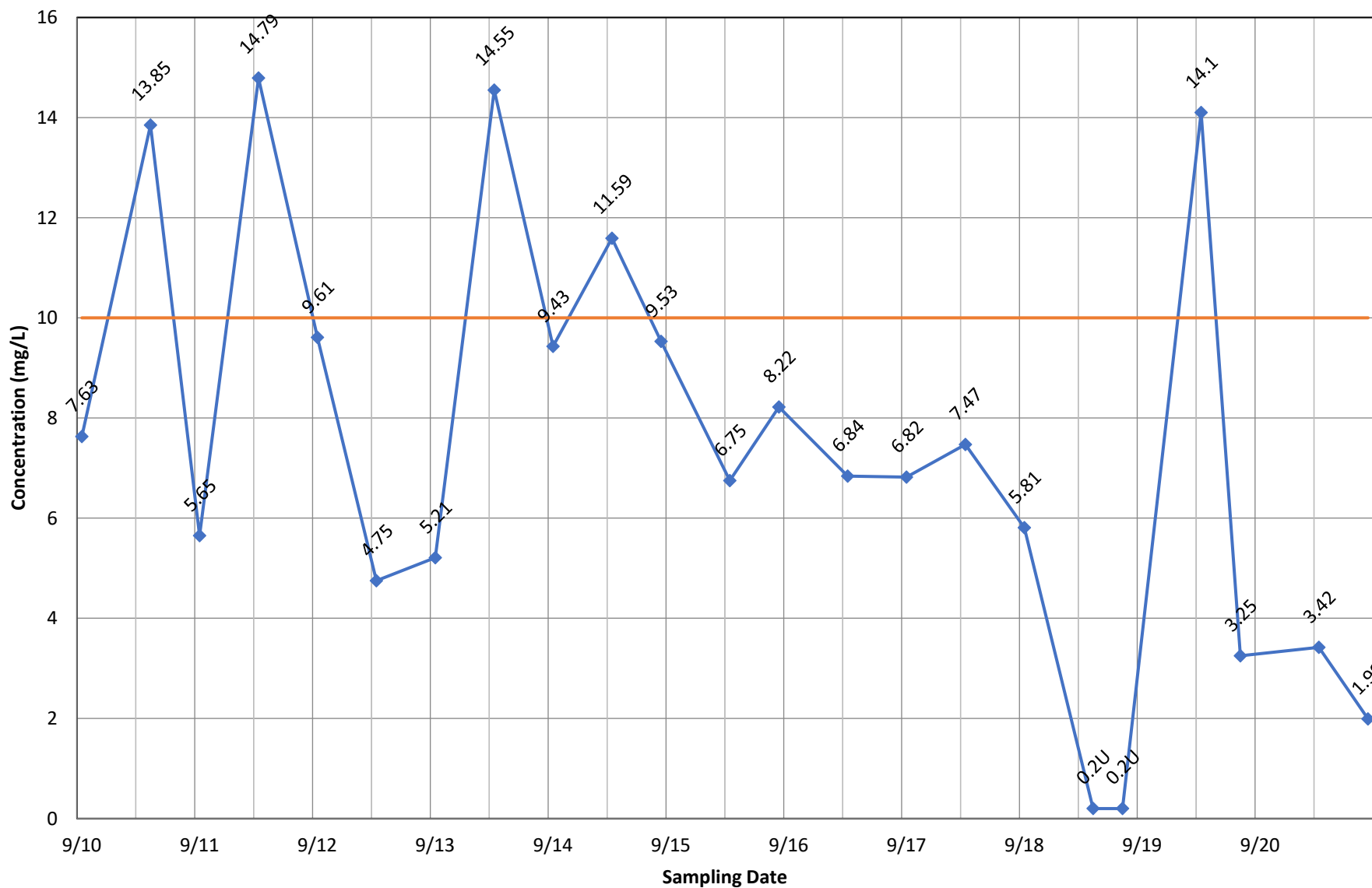
◆ Concentration — Current MCL

Monitoring Well MW-8 - Lead, total



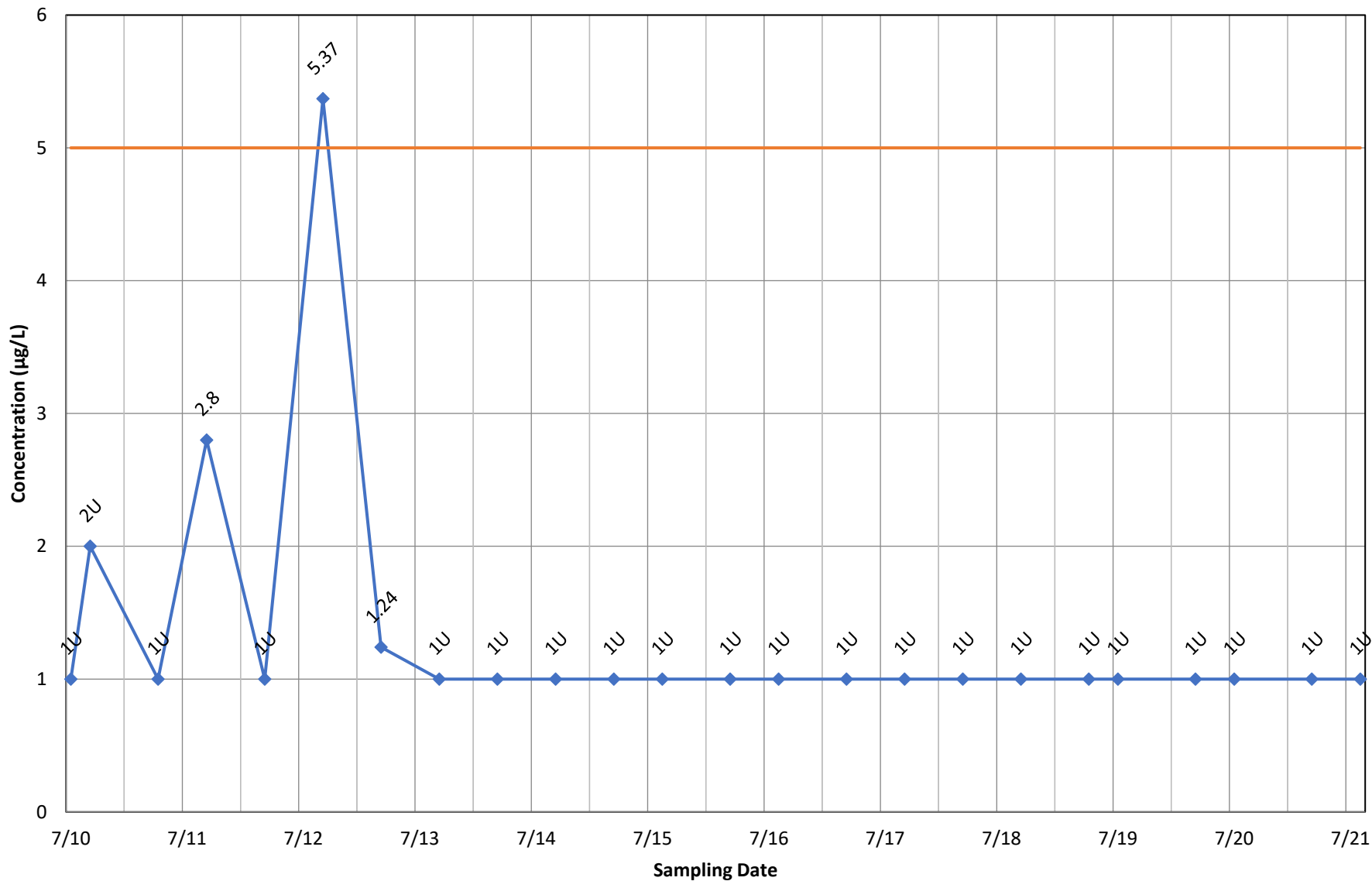
◆ Concentration — Current MCL

Monitoring Well MW-8 - Nitrate



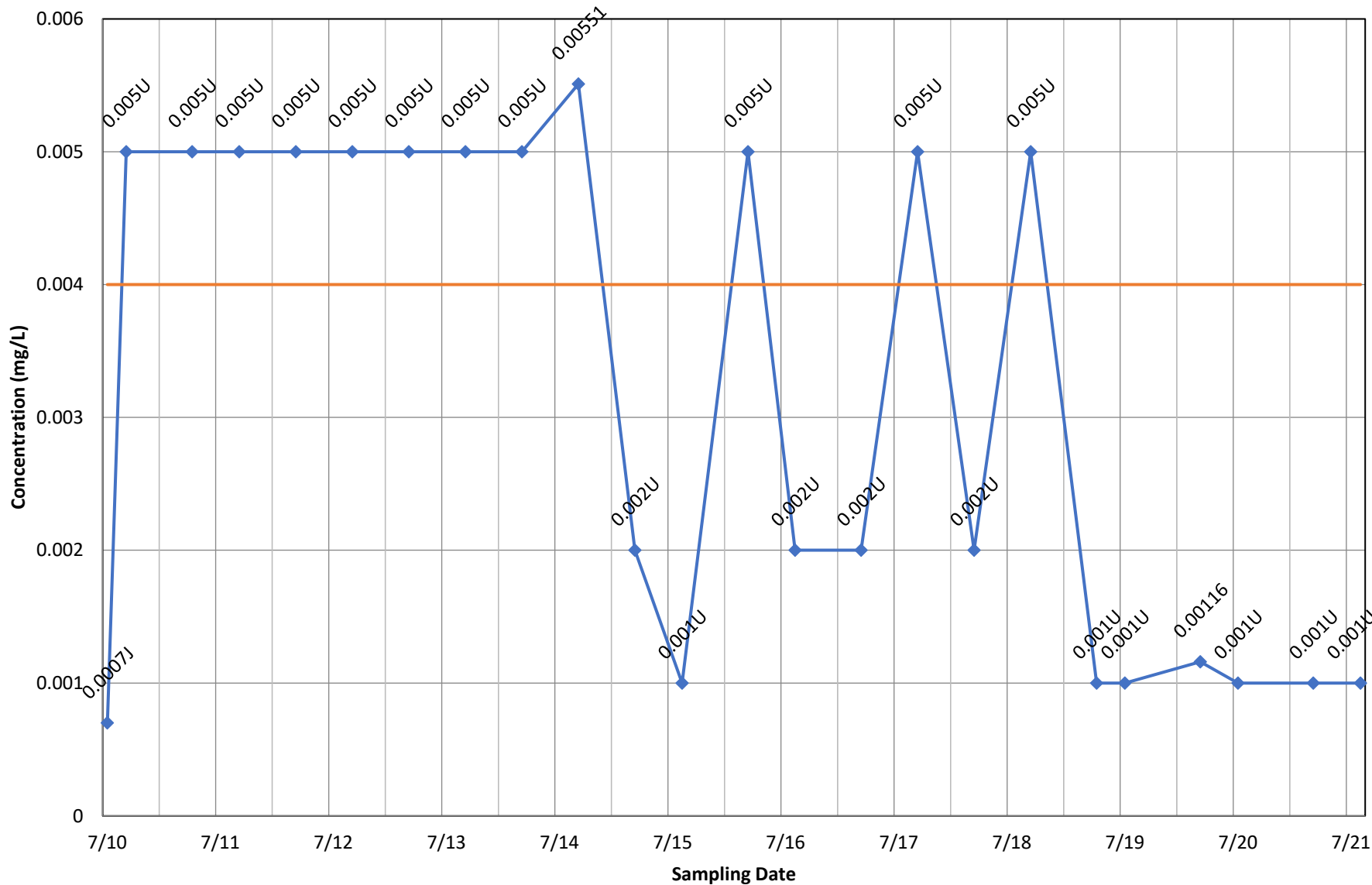
◆ Concentration — Current MCL

Monitoring Well MW-8 - Trichloroethene



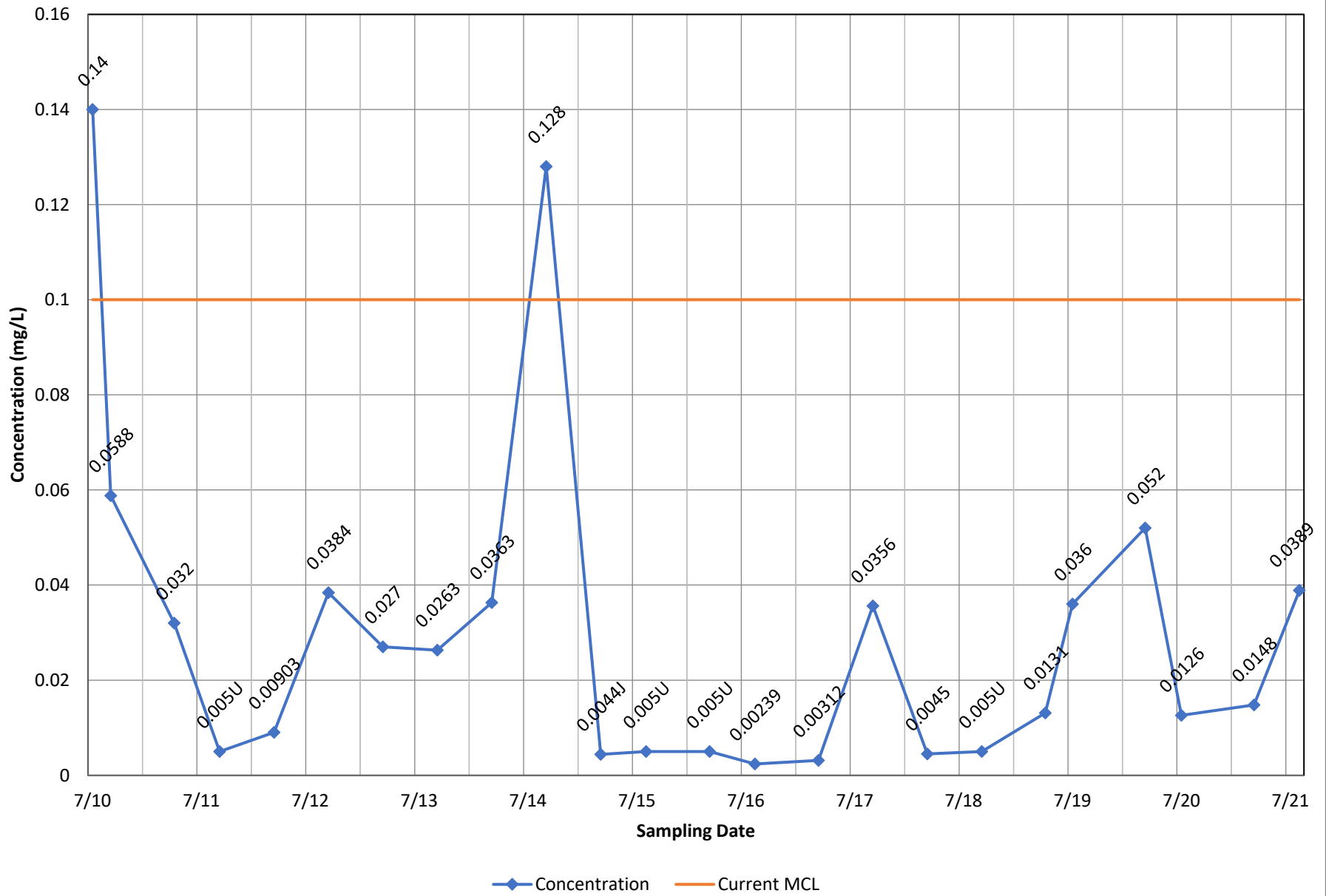
◆ Concentration — Current MCL

Monitoring Well MW-9 - Beryllium, total

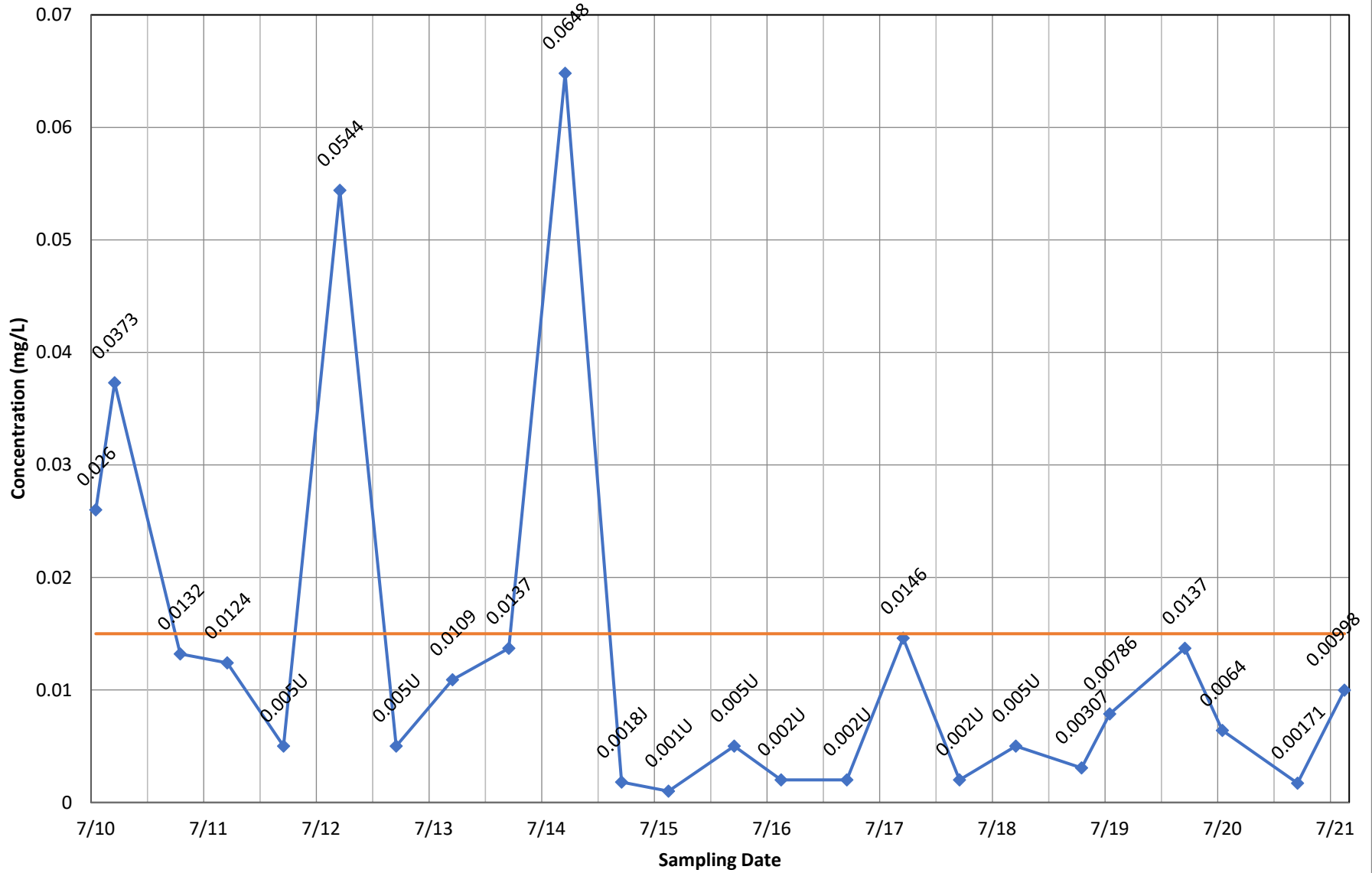


◆ Concentration — Current MCL

Monitoring Well MW-9 - Chromium, total

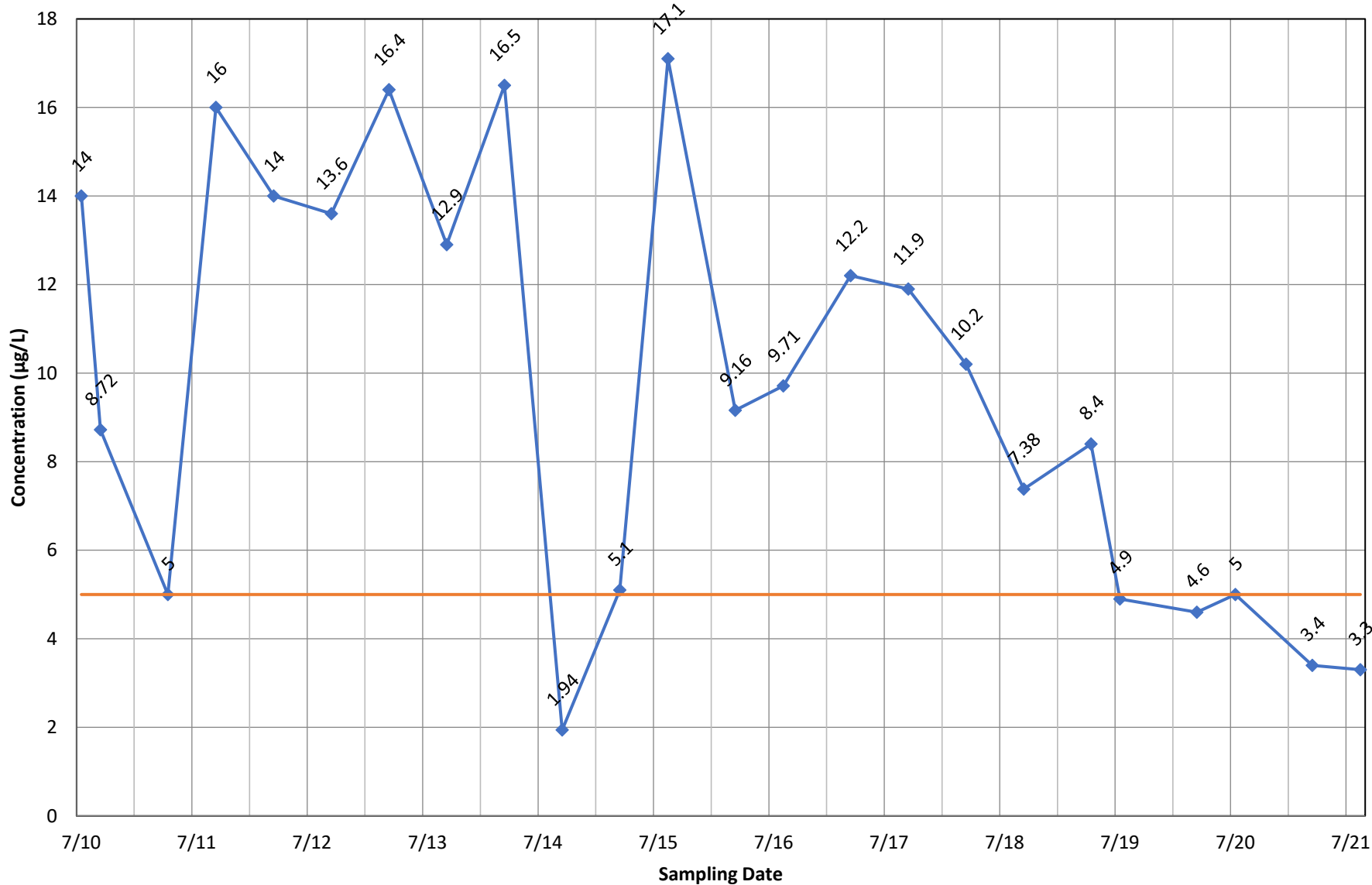


Monitoring Well MW-9 - Lead, total



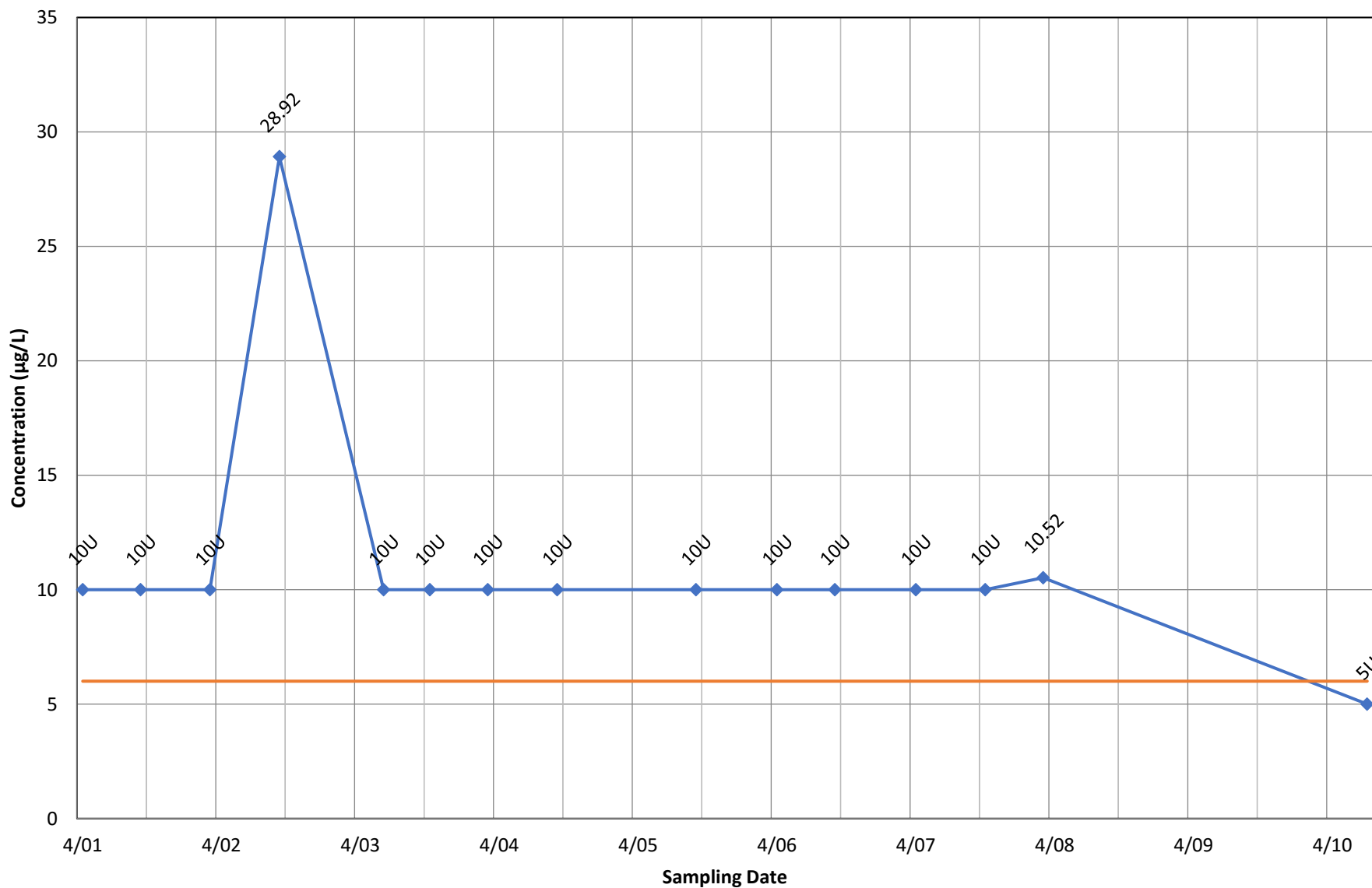
◆ Concentration — Current MCL

Monitoring Well MW-9 - Tetrachloroethene



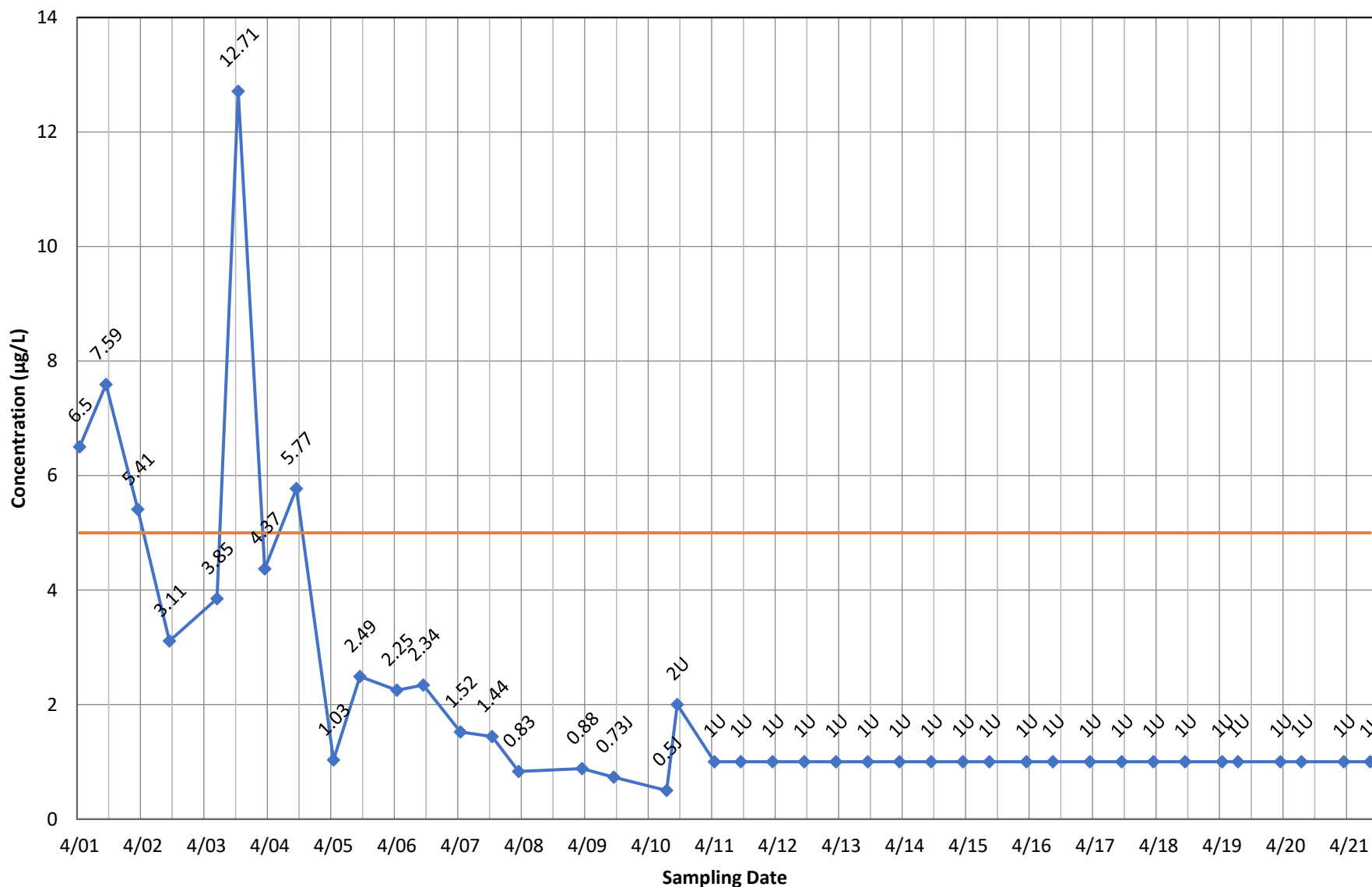
◆ Concentration — Current MCL

Monitoring Well OB01 - Bis(2-Ethylhexyl) Phthalate



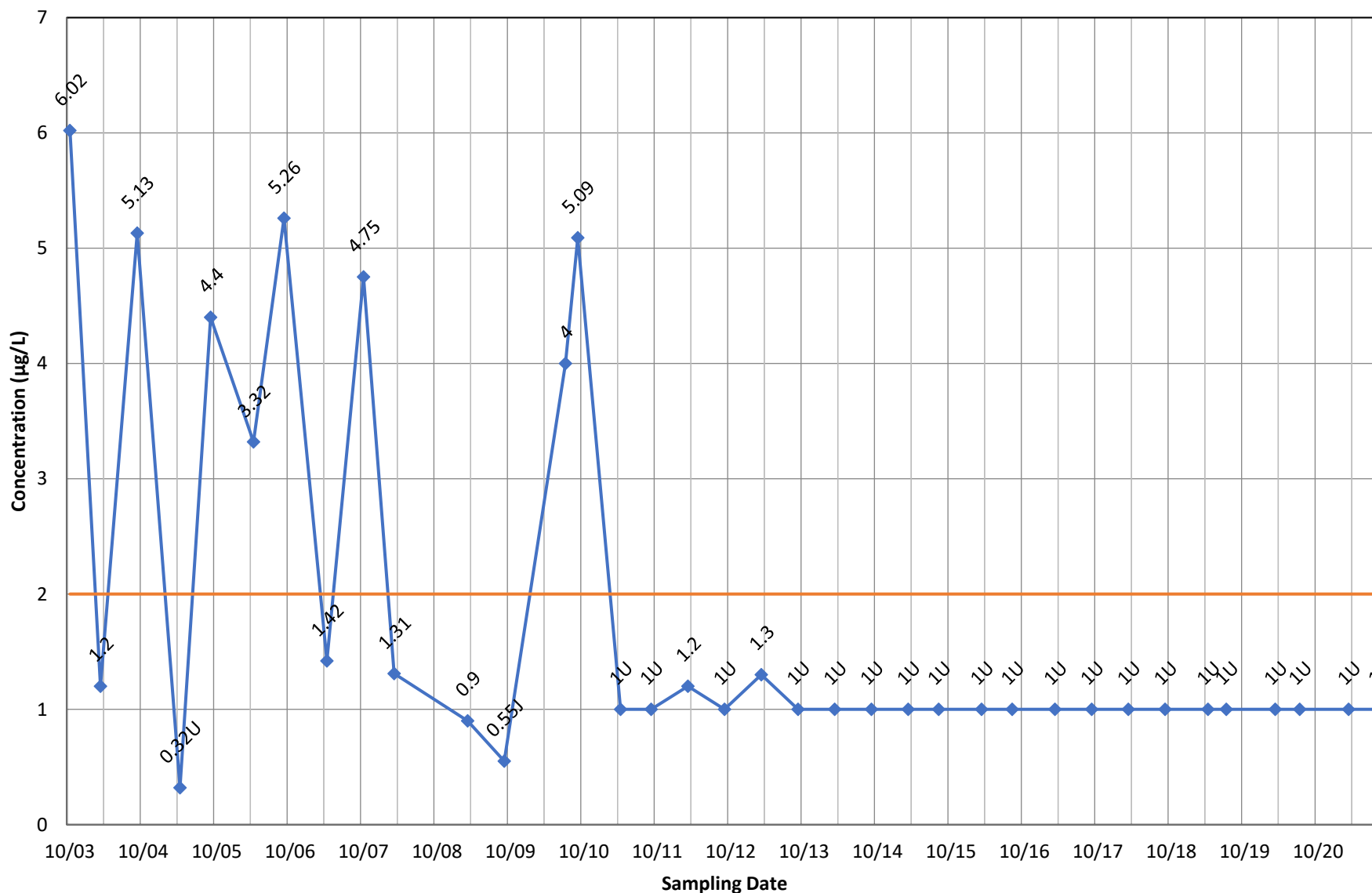
◆ Concentration — Current MCL

Monitoring Well OB01 - Trichloroethene



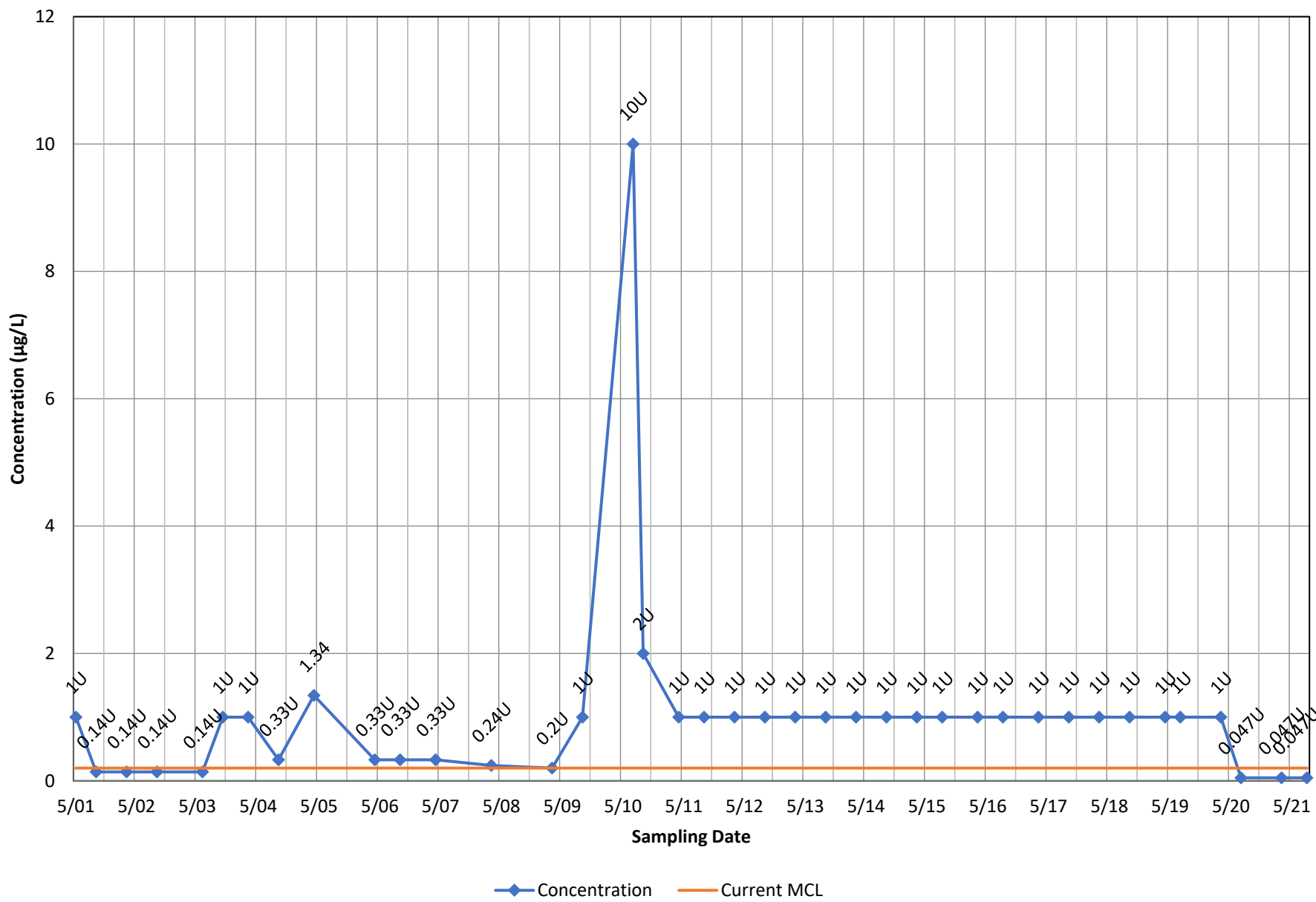
◆ Concentration — Current MCL

Monitoring Well OB01 - Vinyl Chloride

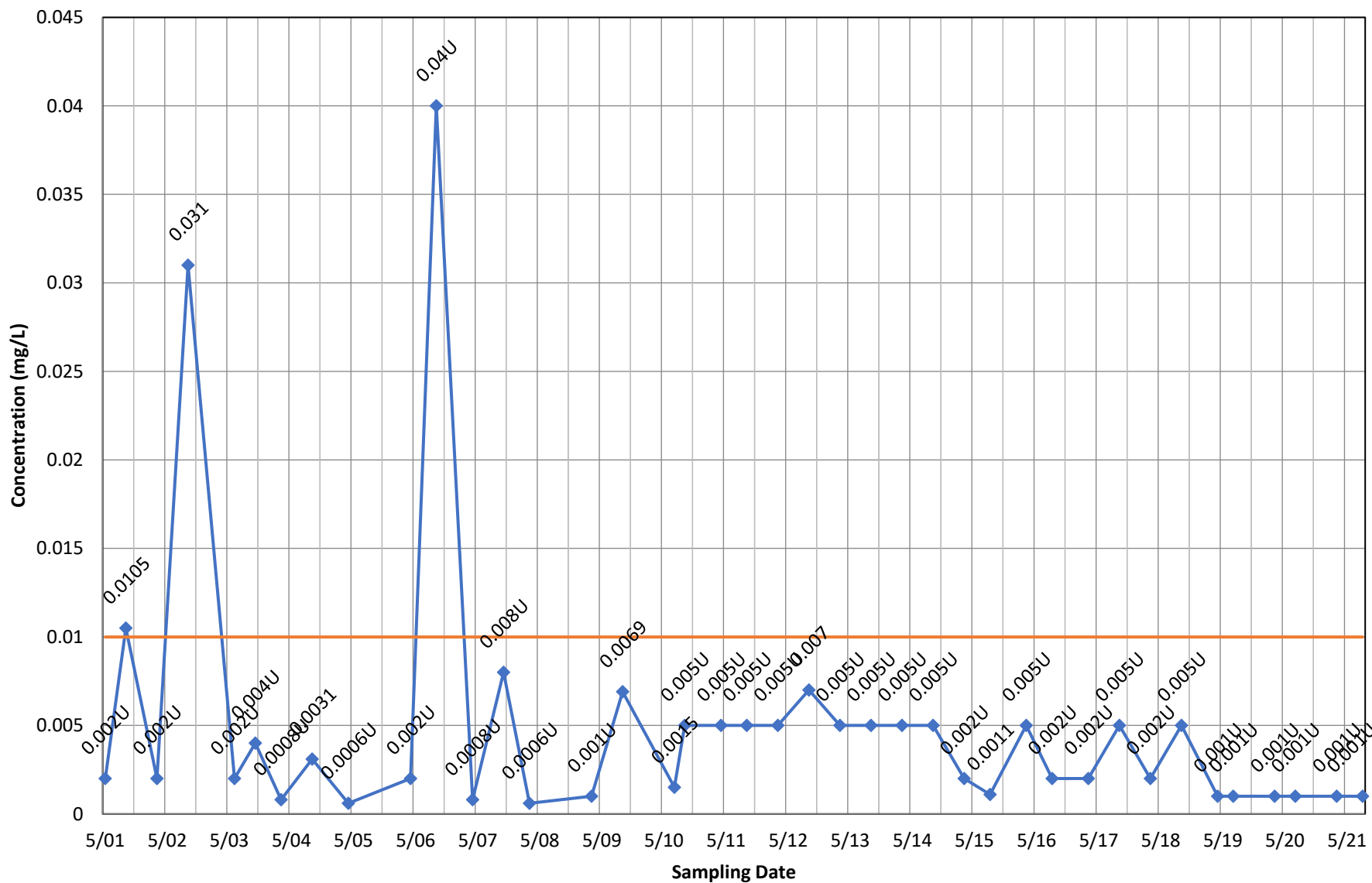


◆ Concentration — Current MCL

Monitoring Well OB015 - 1,2-Dibromo-3-chloropropane

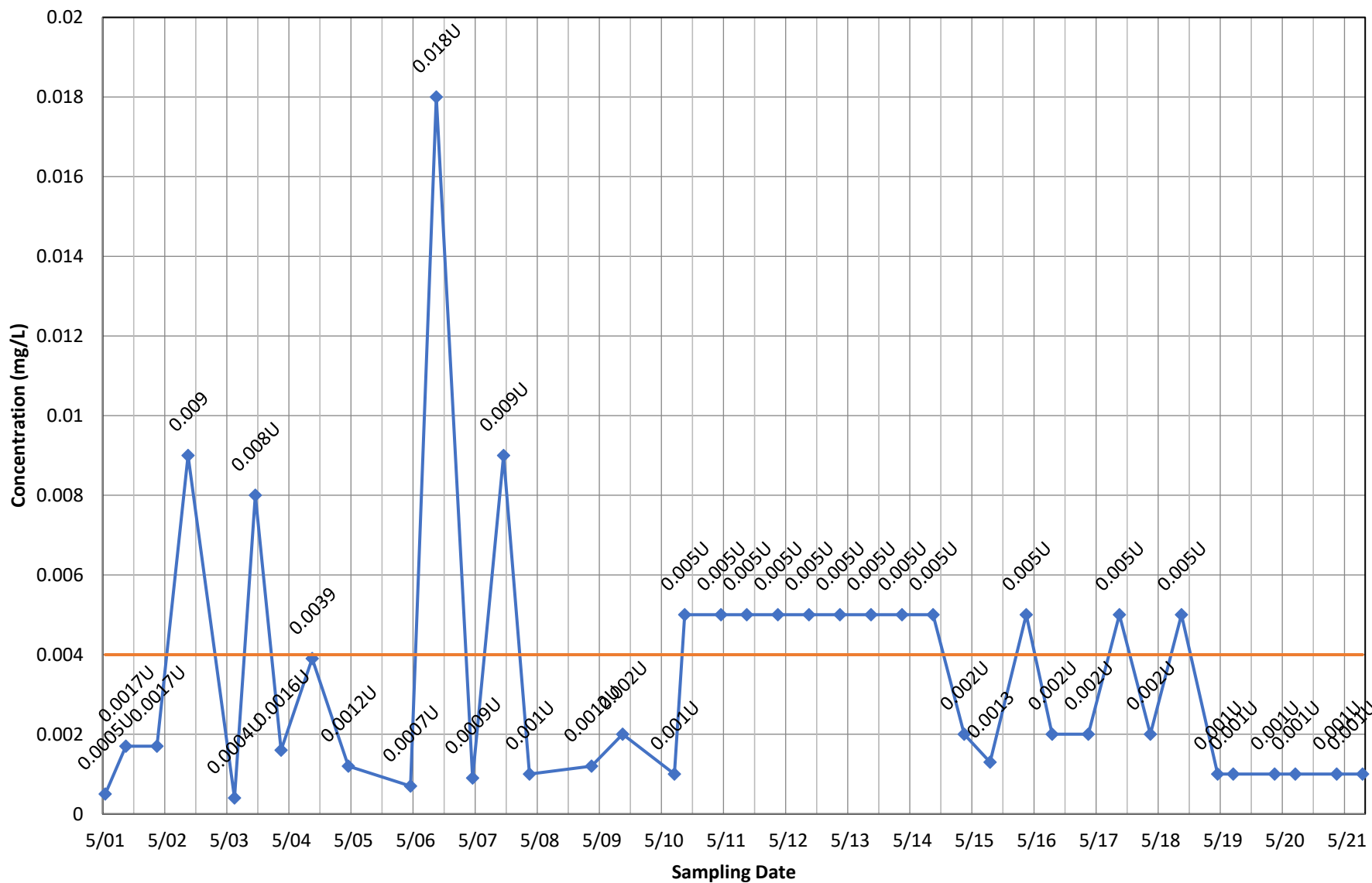


Monitoring Well OB015 - Arsenic, total



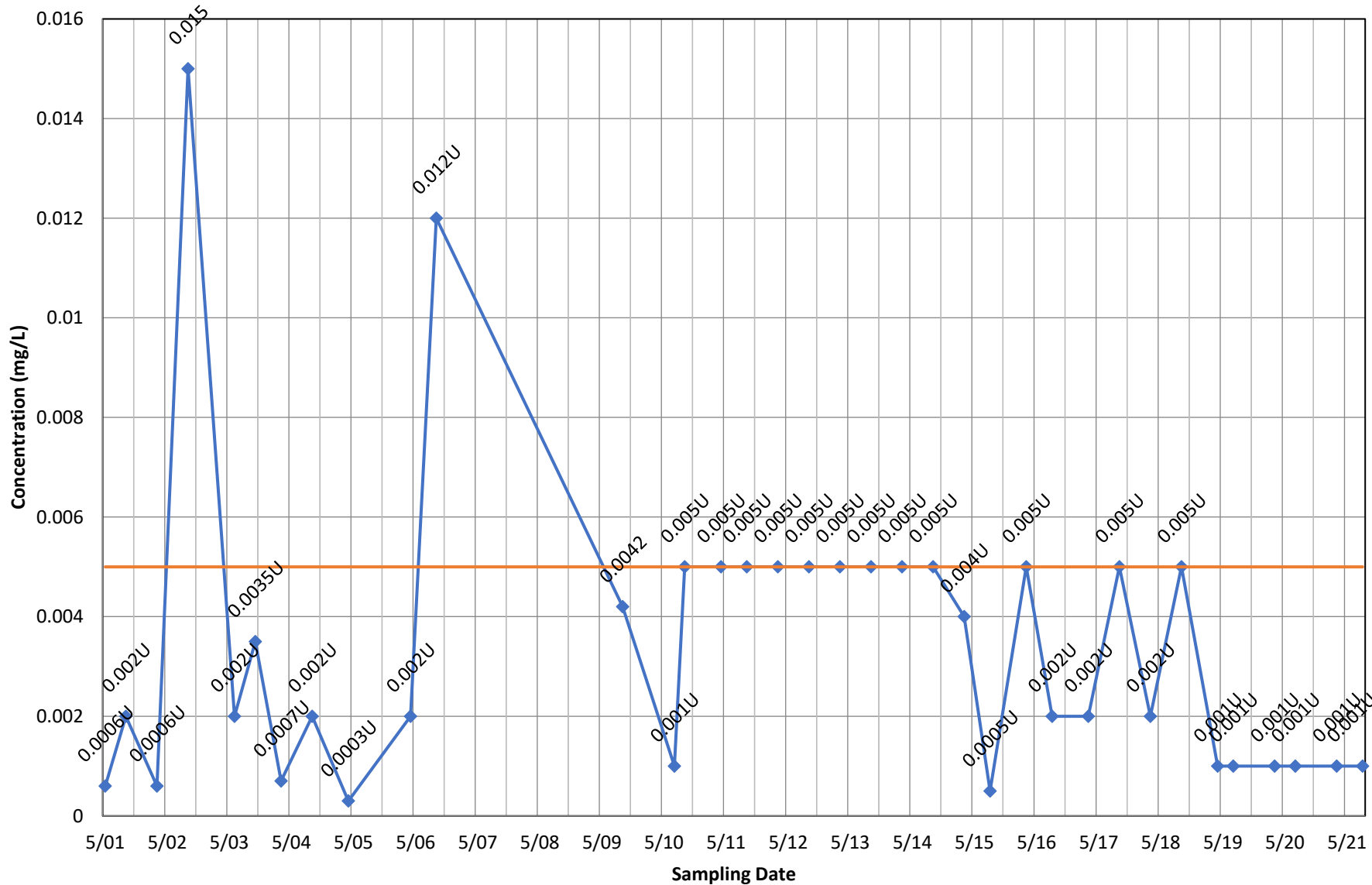
◆ Concentration — Current MCL

Monitoring Well OB015 - Beryllium, total



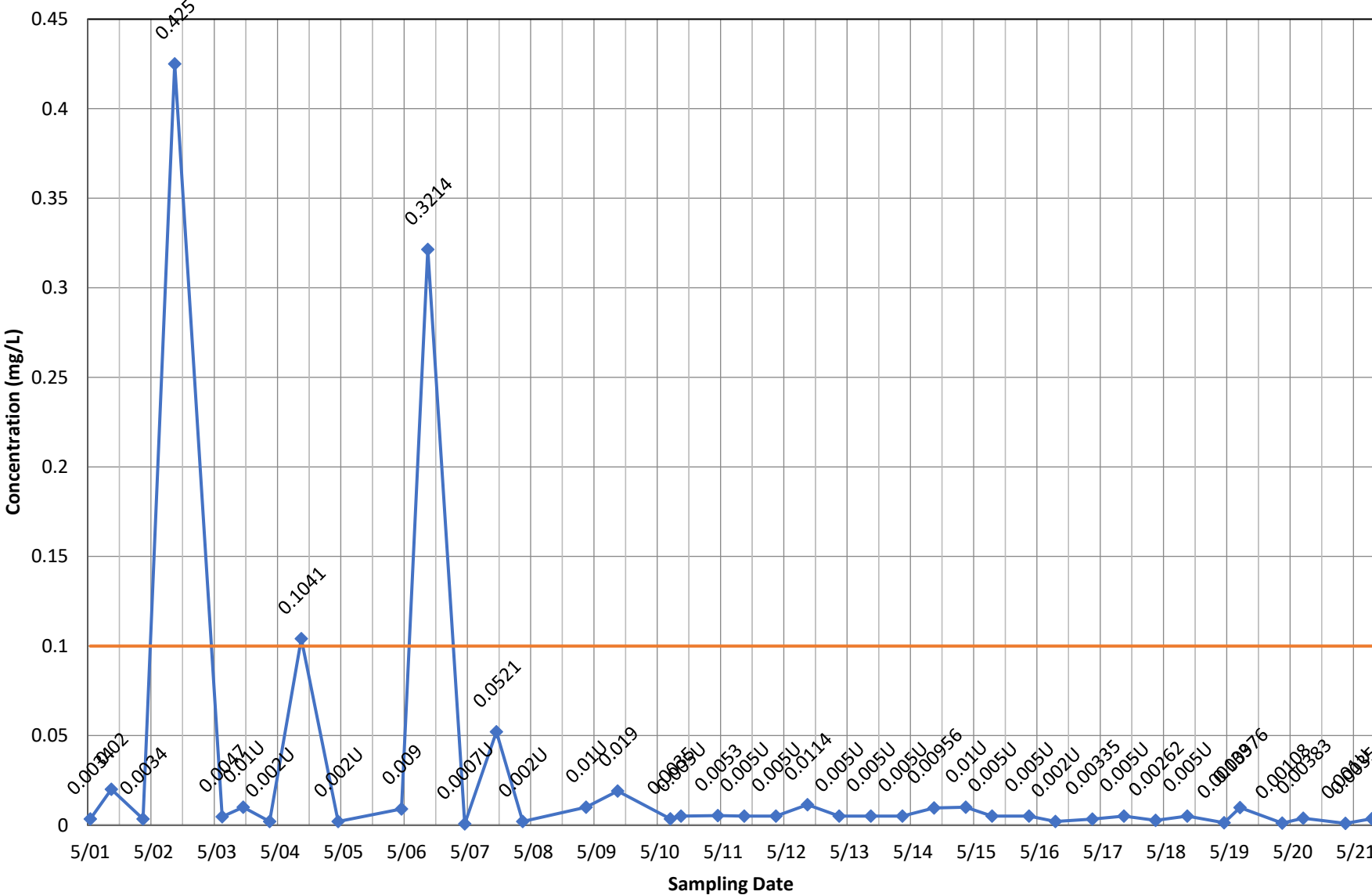
◆ Concentration — Current MCL

Monitoring Well OB015 - Cadmium, total



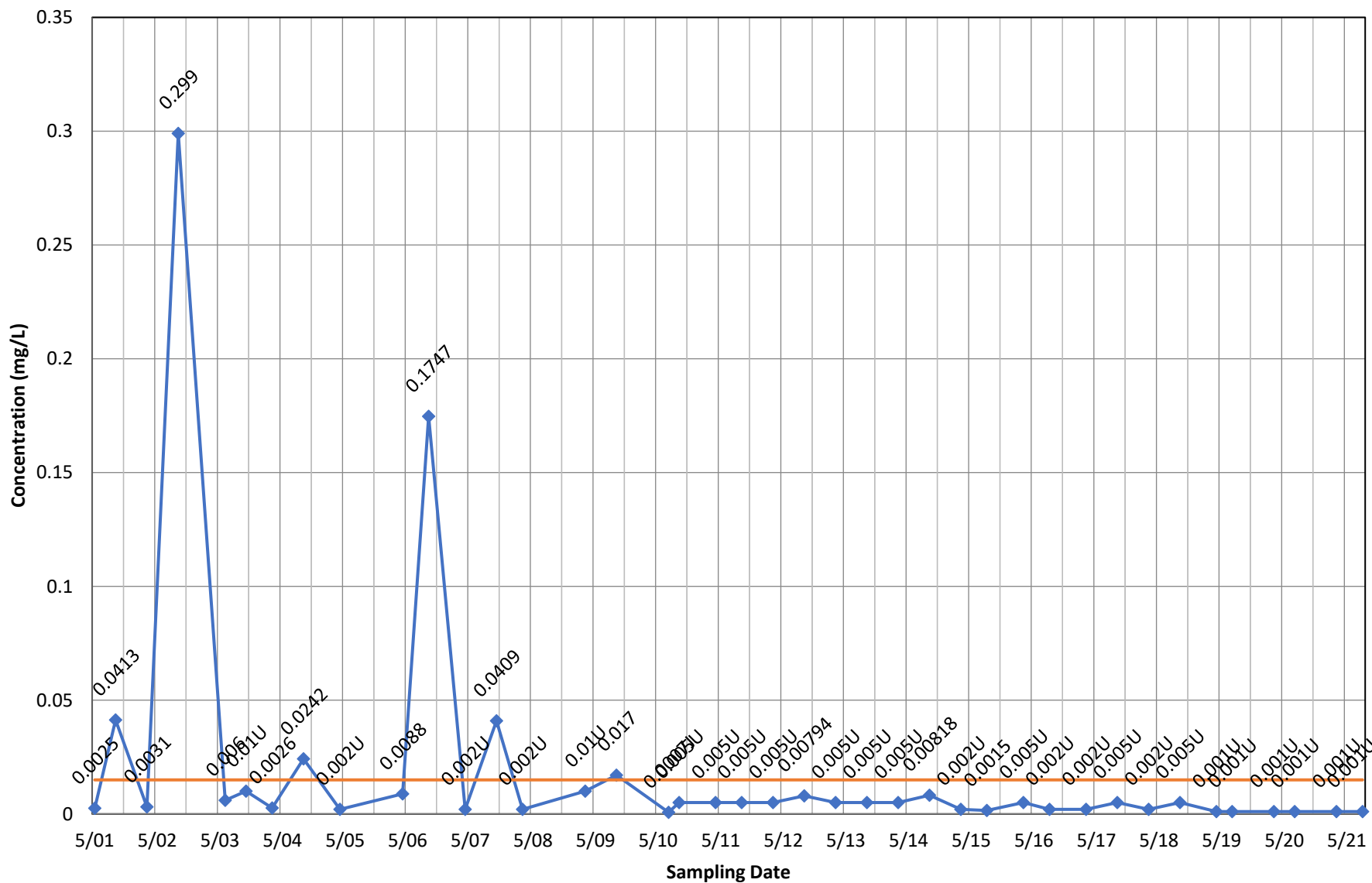
◆ Concentration — Current MCL

Monitoring Well OB015 - Chromium, total



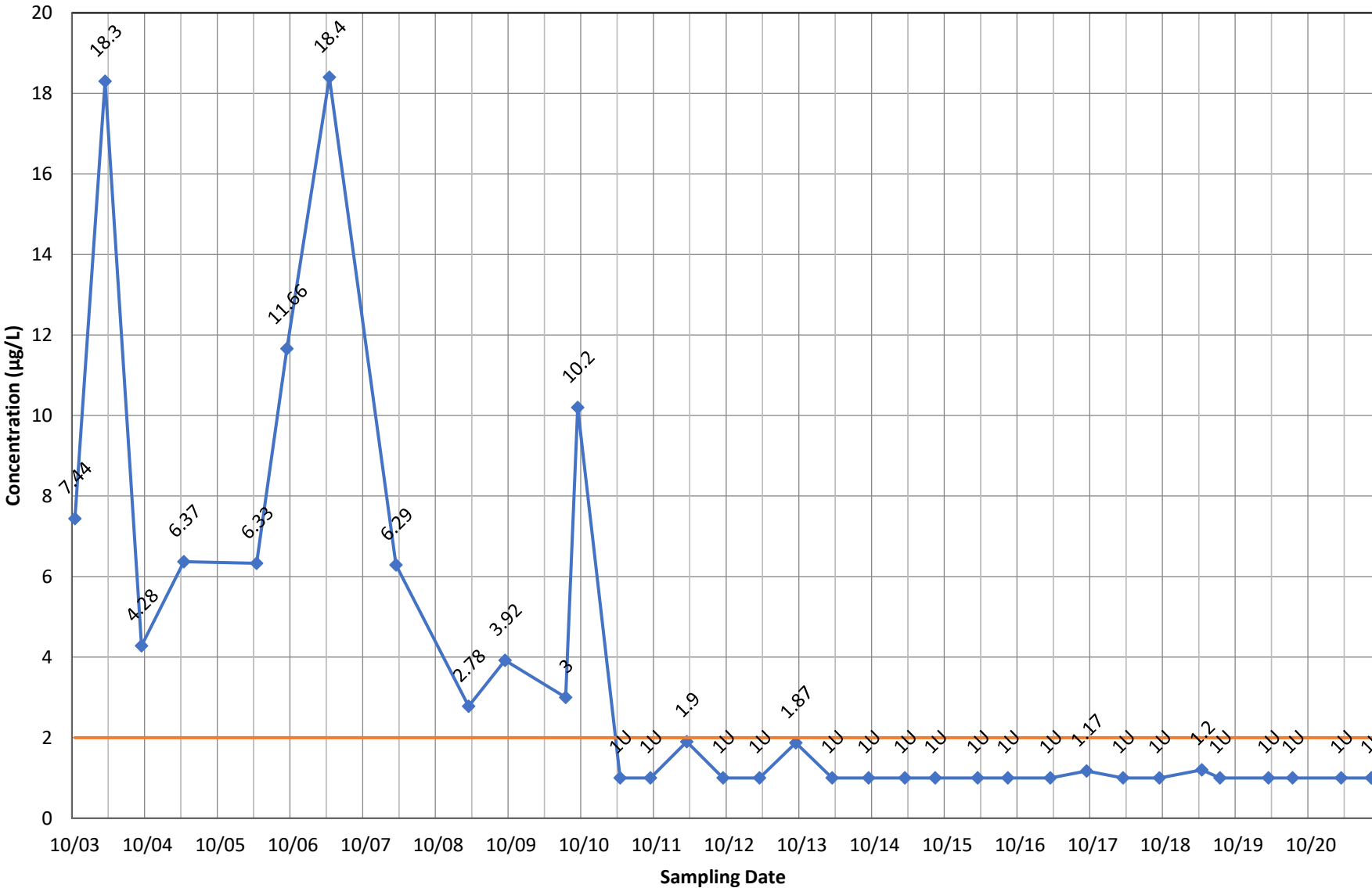
◆ Concentration — Current MCL

Monitoring Well OB015 - Lead, total



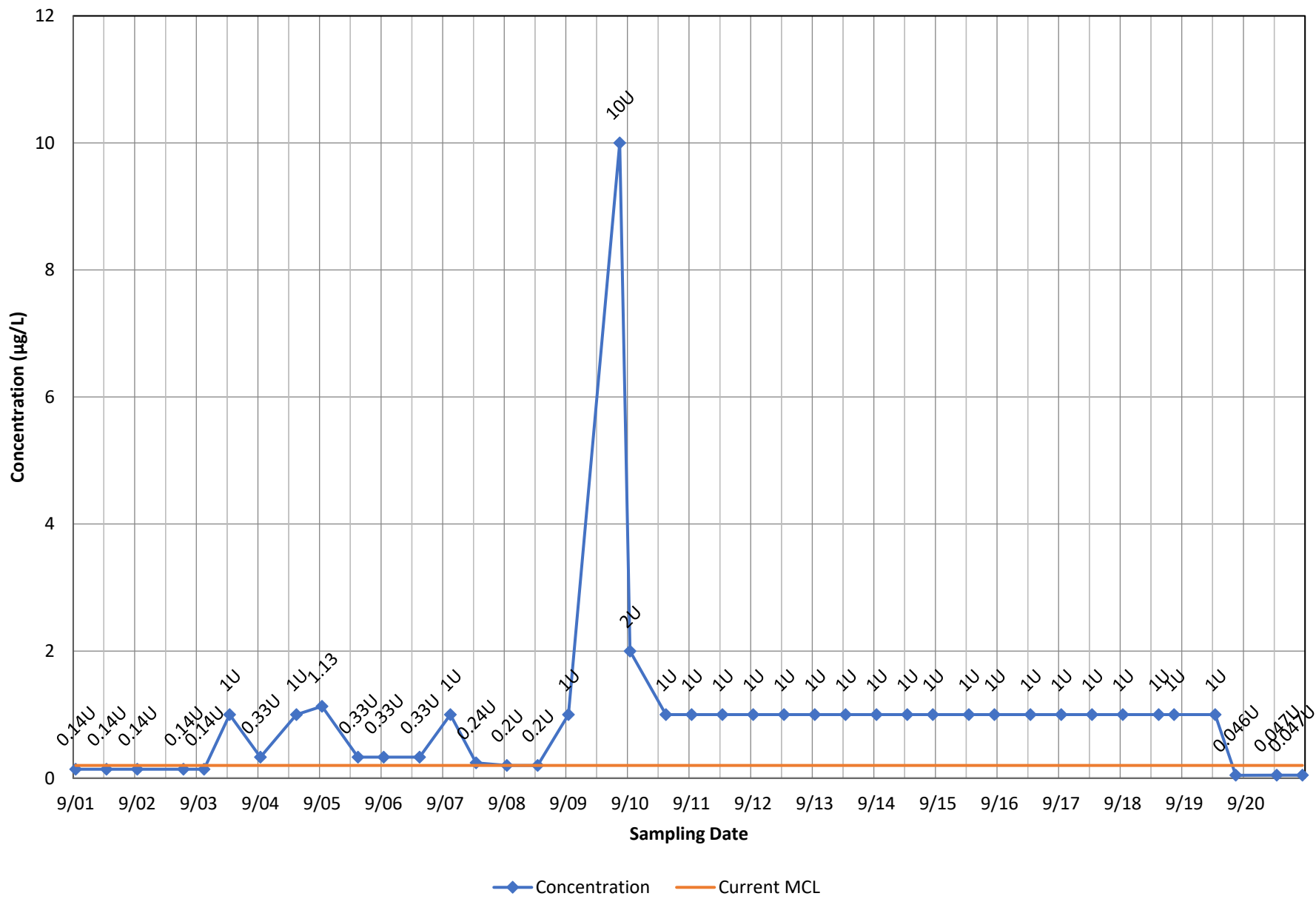
◆ Concentration — Current MCL

Monitoring Well OB015 - Vinyl Chloride

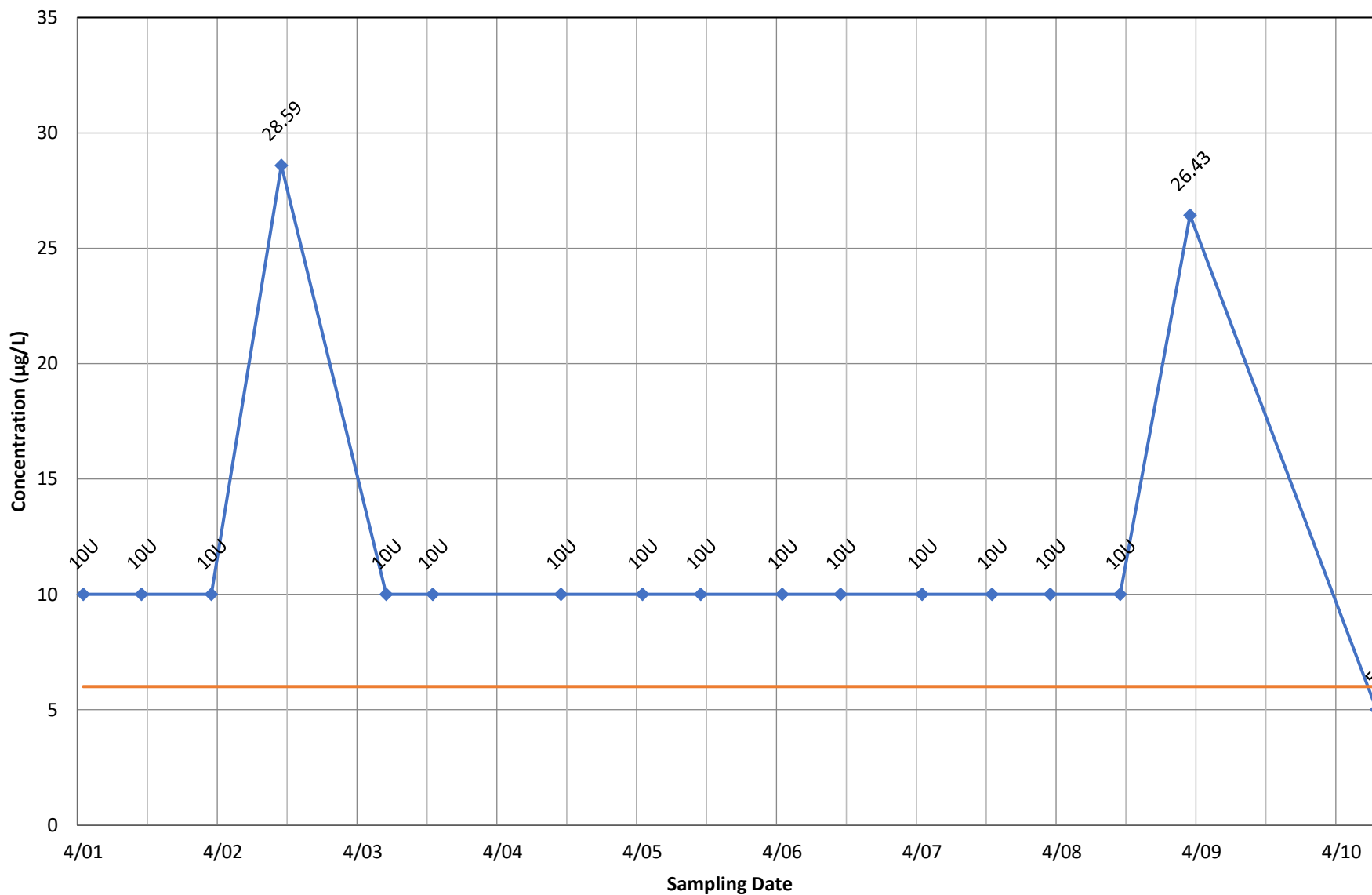


◆ Concentration — Current MCL

Monitoring Well OB02 - 1,2-Dibromo-3-chloropropane

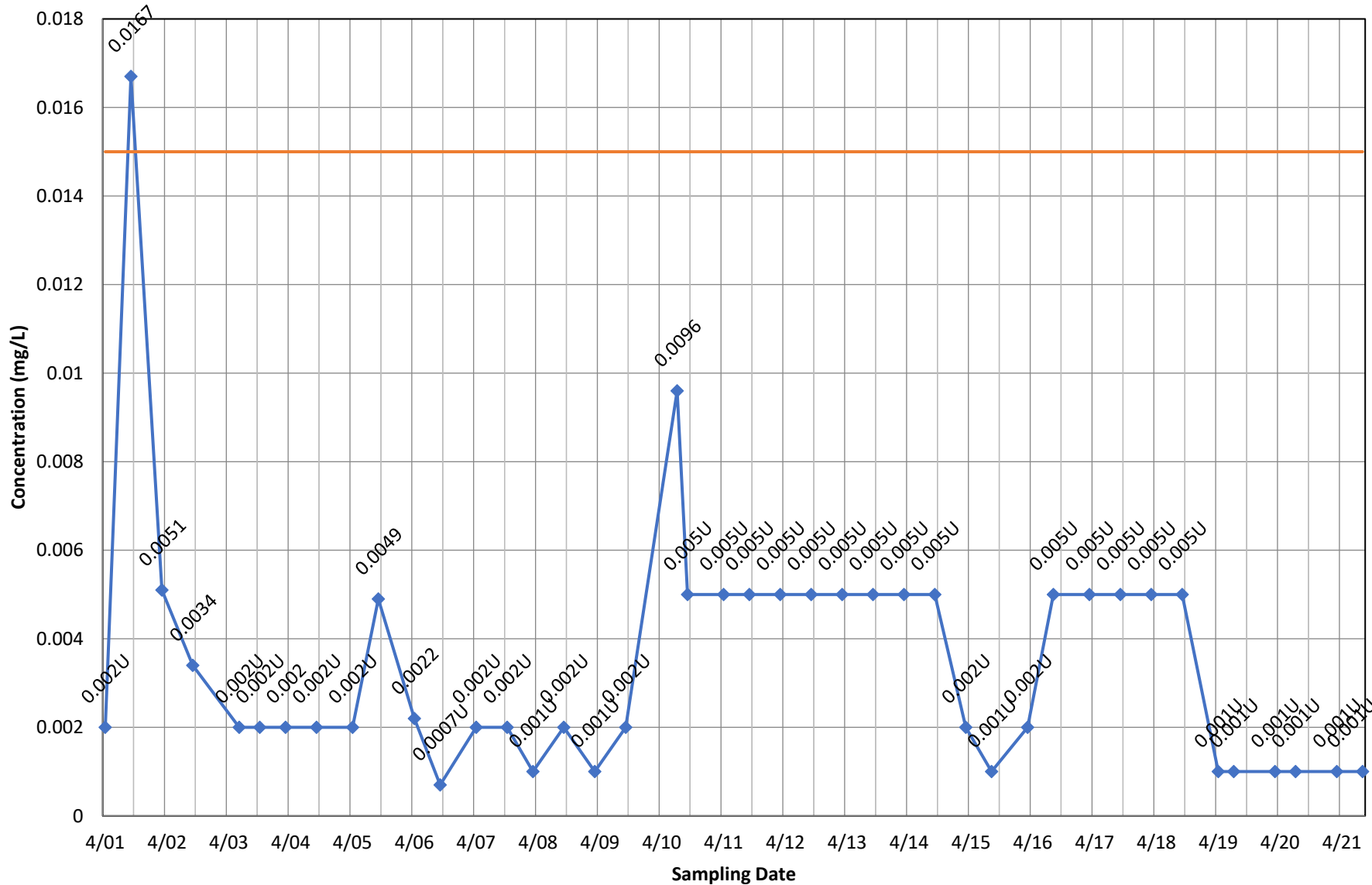


Monitoring Well OB02 - Bis(2-Ethylhexyl) Phthalate



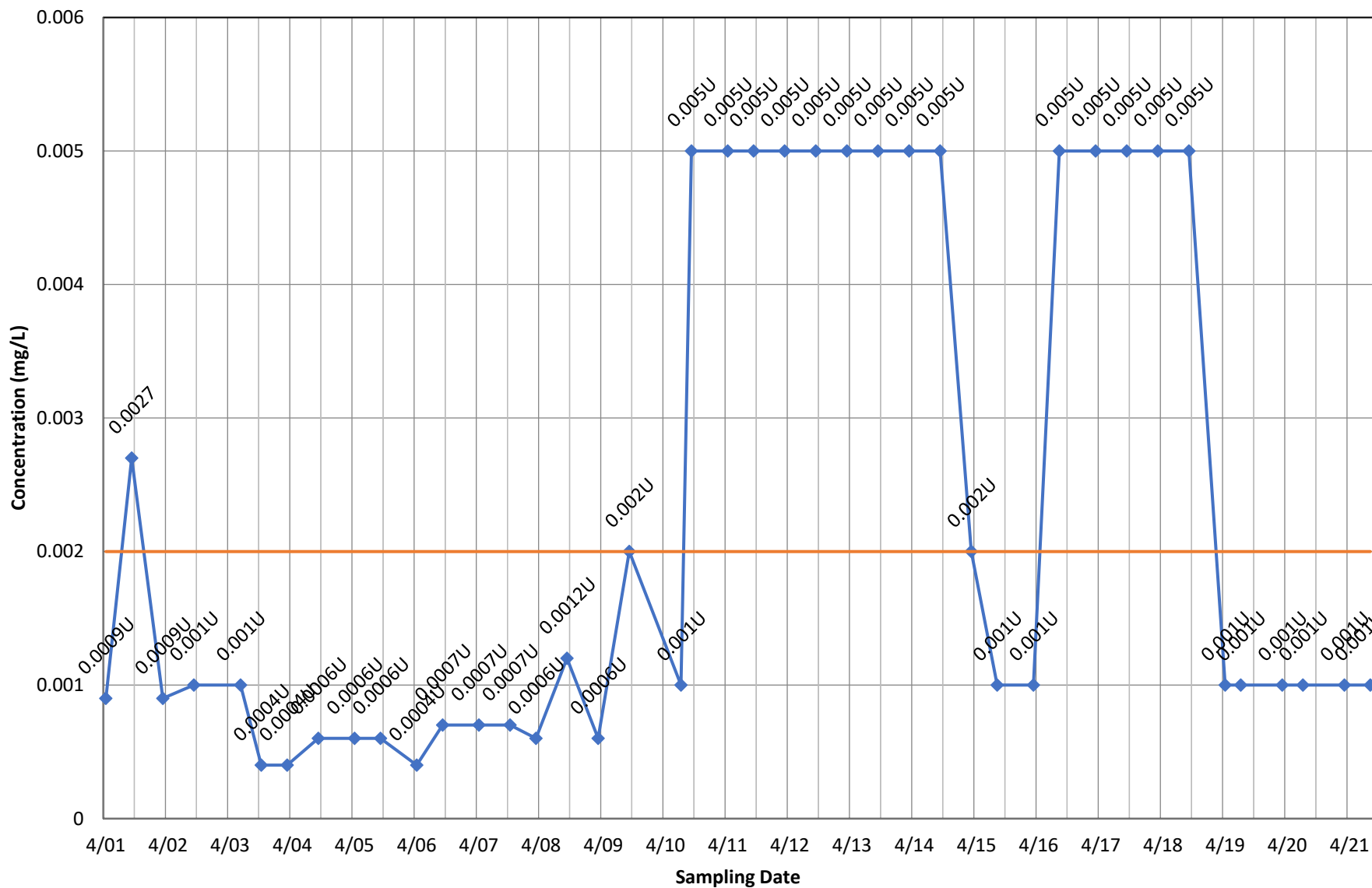
◆ Concentration — Current MCL

Monitoring Well OB02 - Lead, total



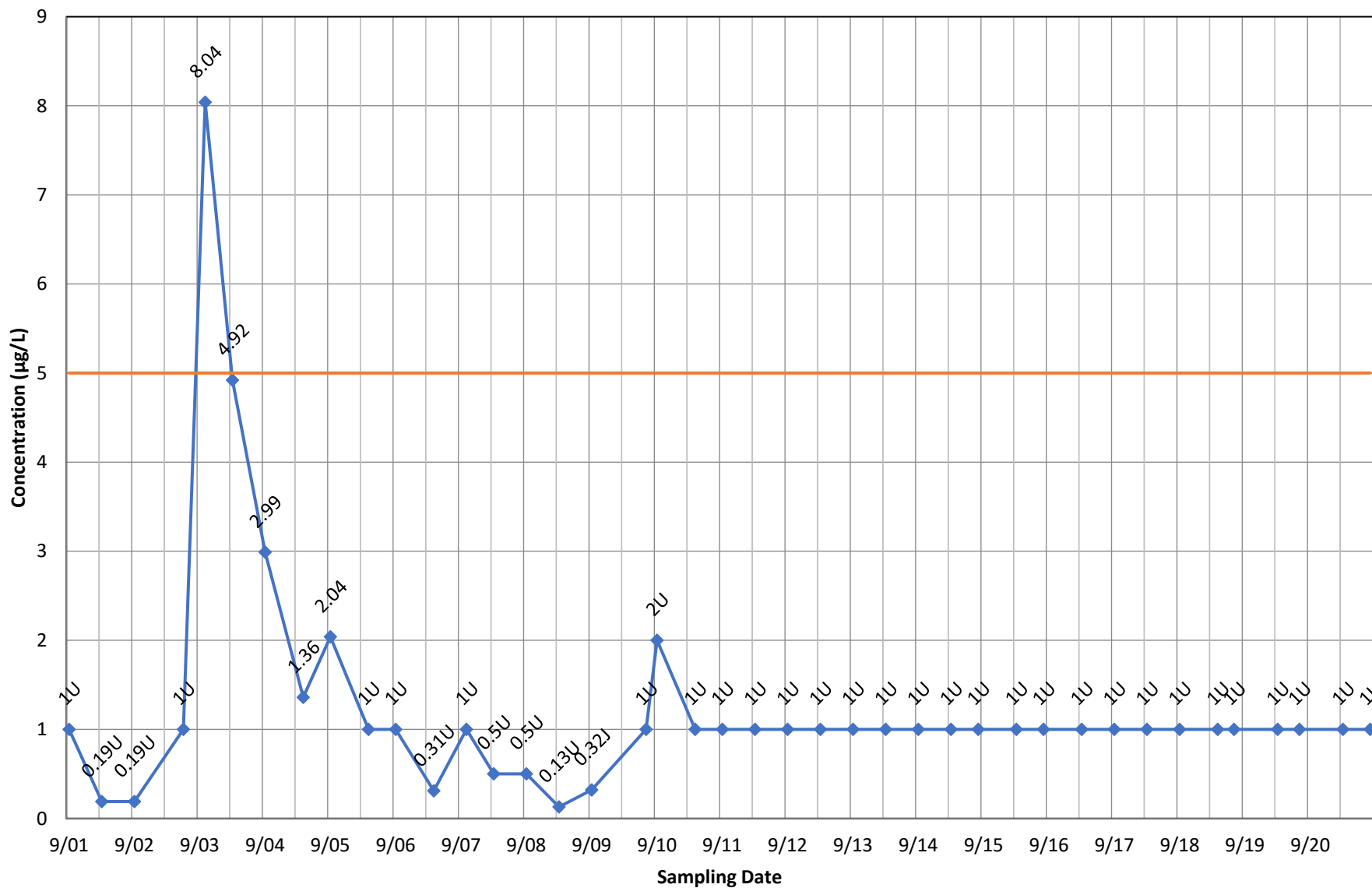
◆ Concentration — Current MCL

Monitoring Well OB02 - Thallium, total



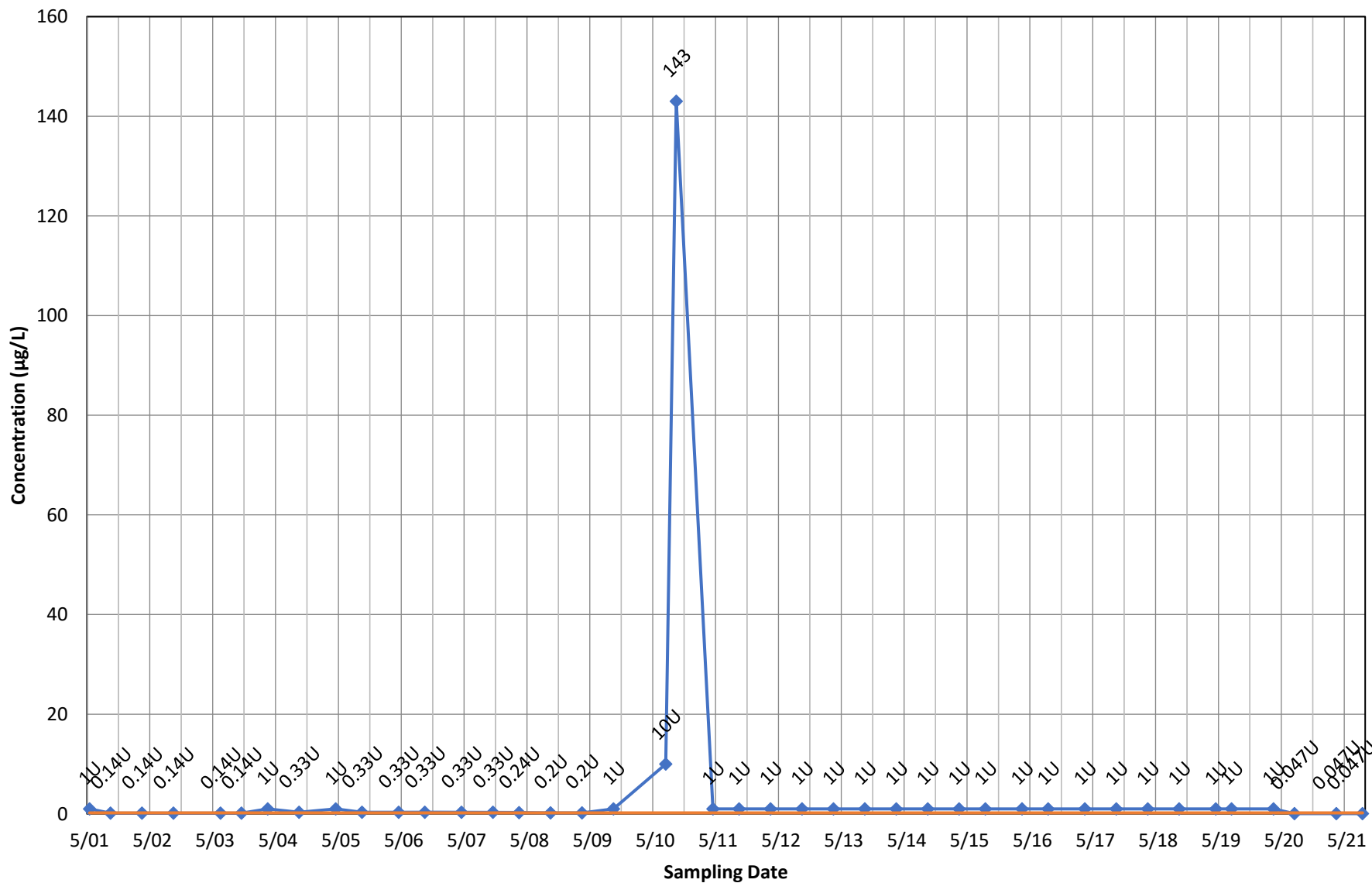
◆ Concentration — Current MCL

Monitoring Well OB02 - Trichloroethene



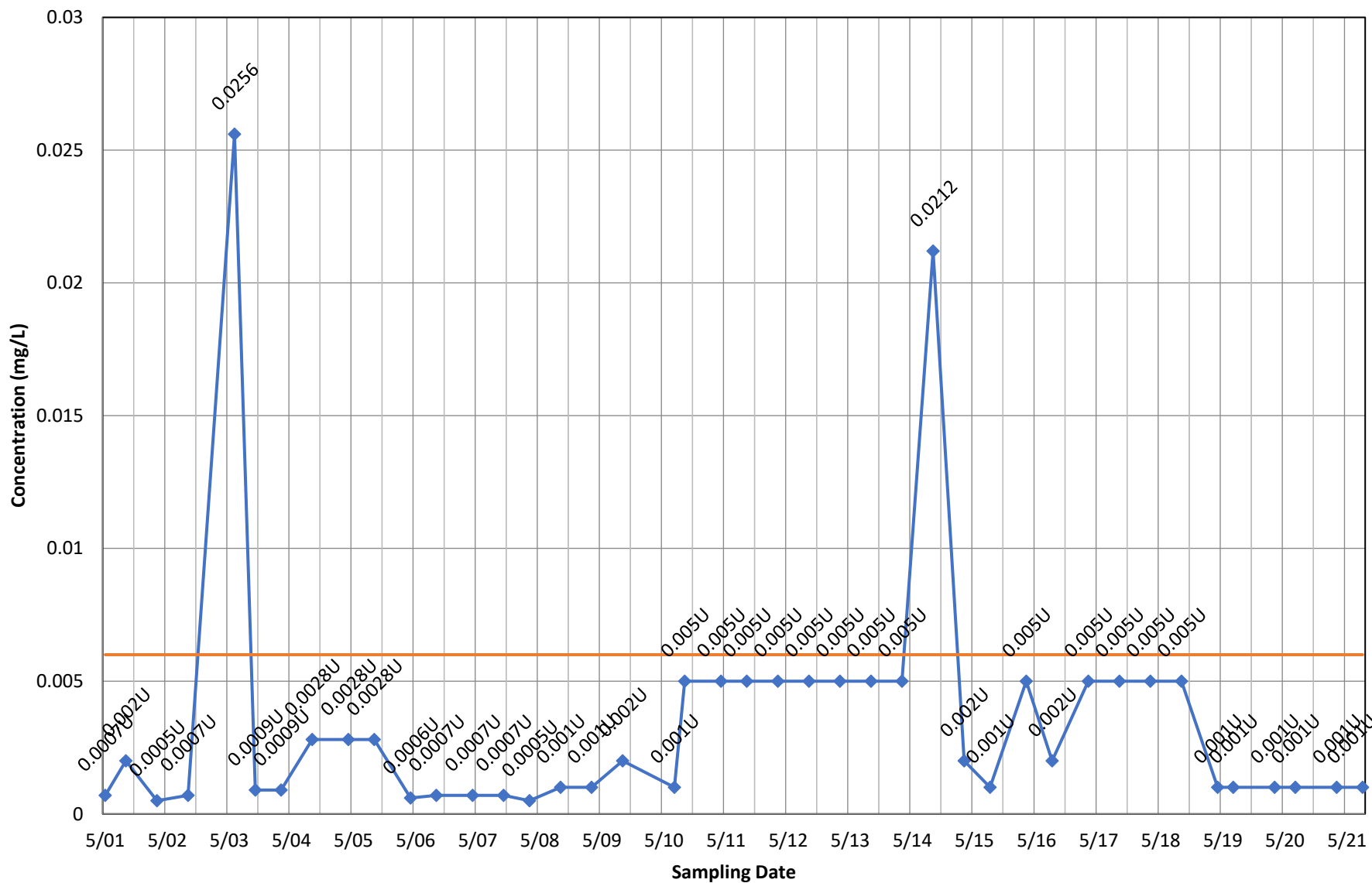
◆ Concentration — Current MCL

Monitoring Well OB025 - 1,2-Dibromo-3-chloropropane



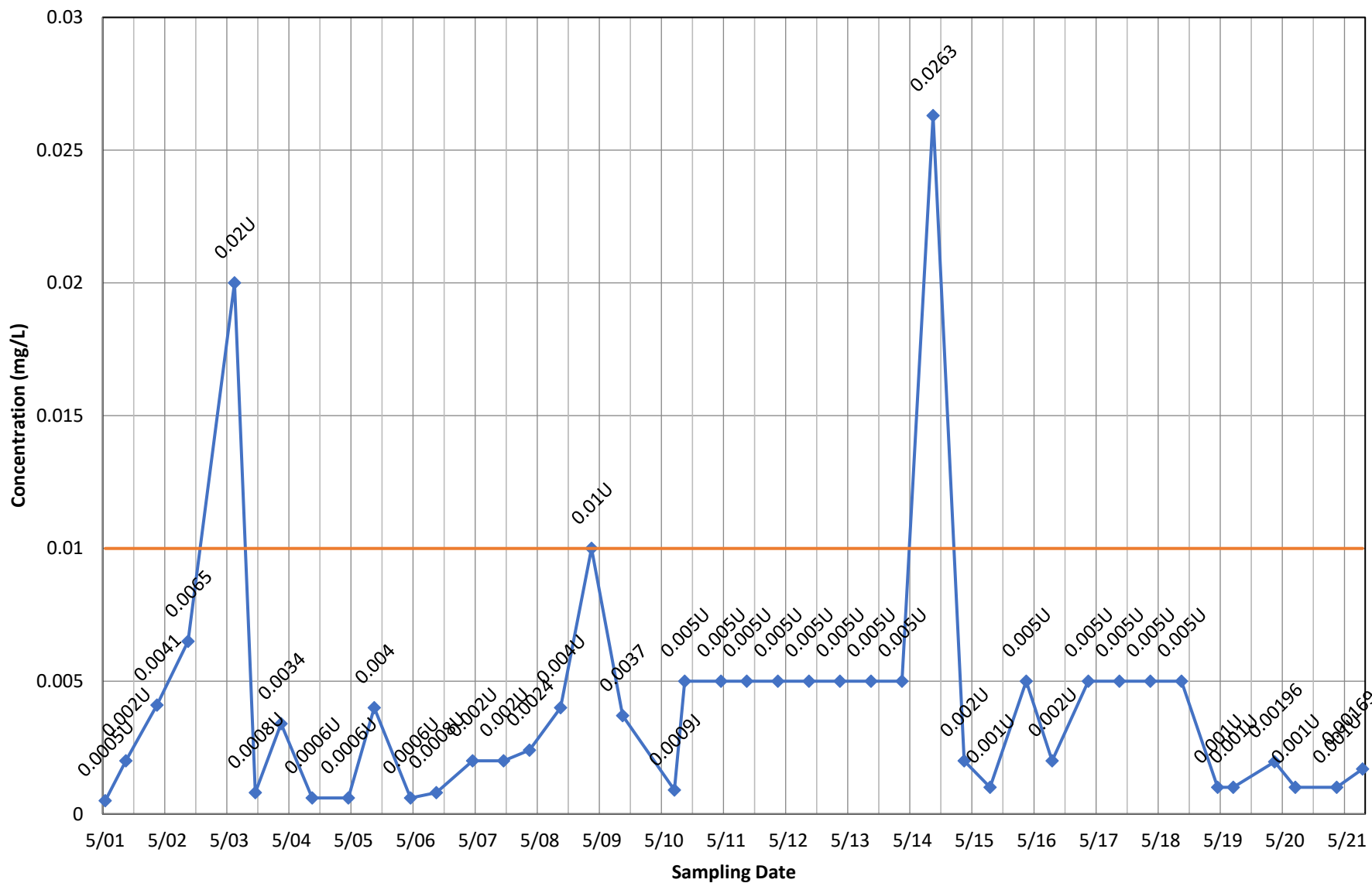
◆ Concentration — Current MCL

Monitoring Well OB025 - Antimony, total



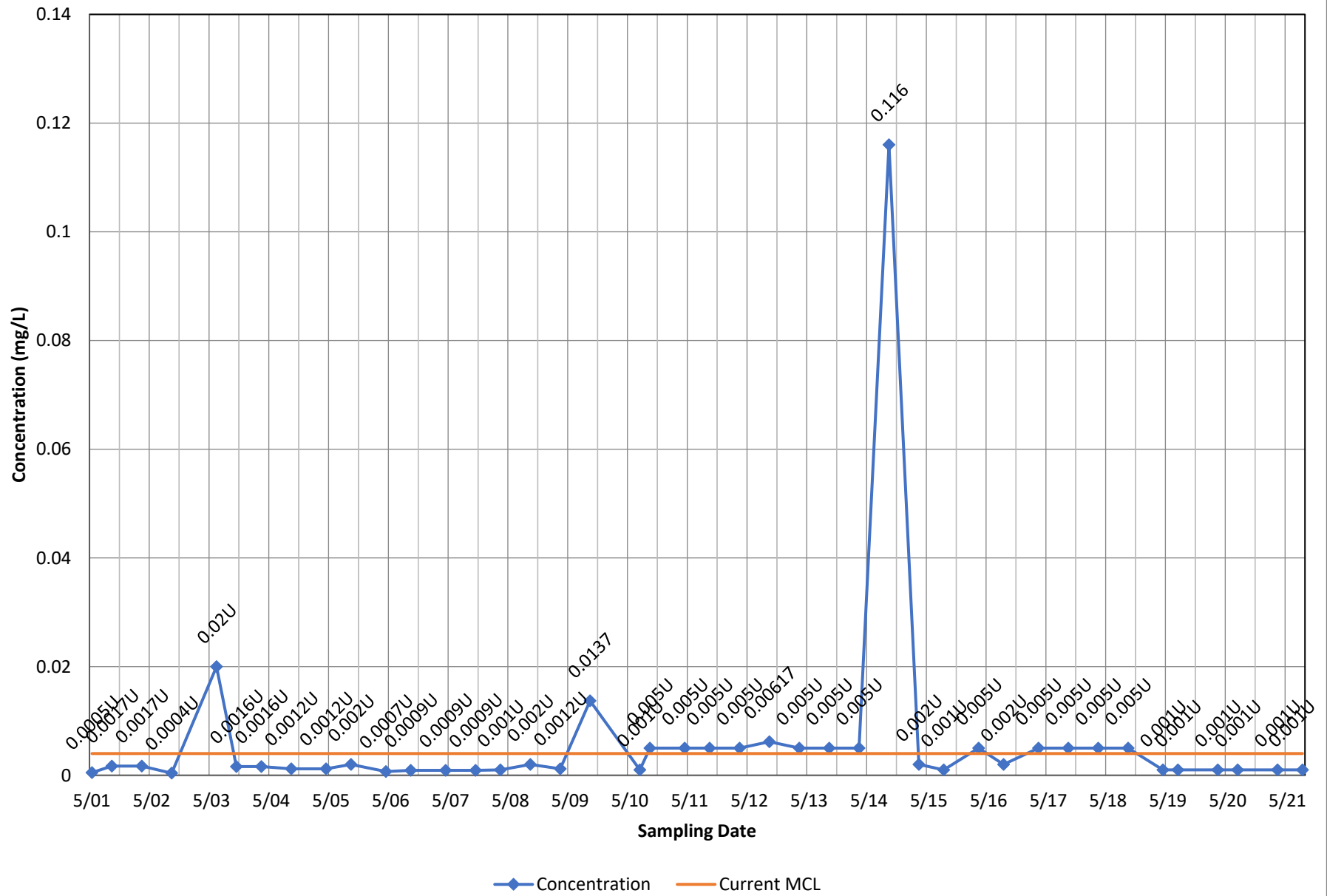
—◆— Concentration — Current MCL

Monitoring Well OB025 - Arsenic, total

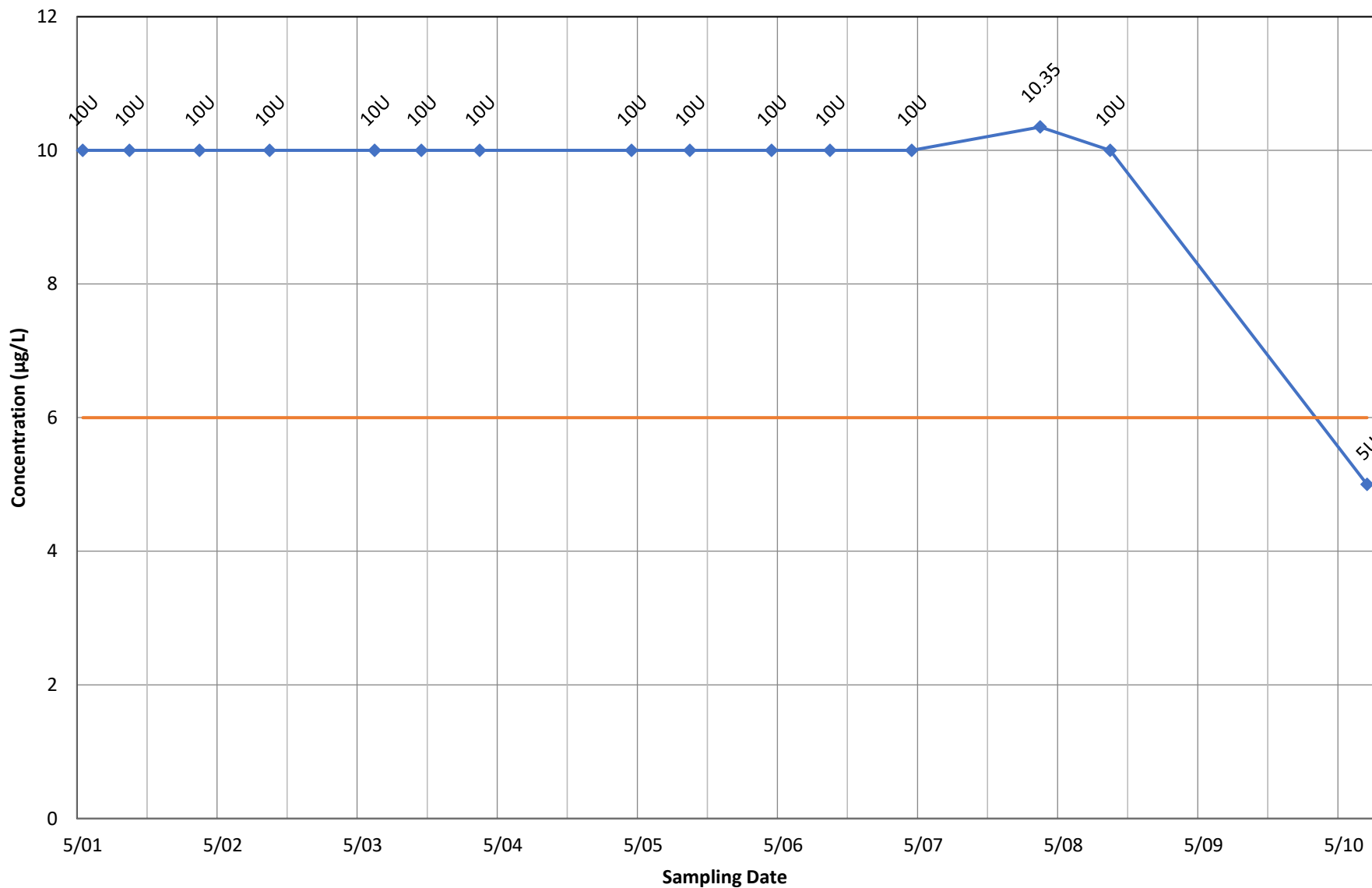


◆ Concentration — Current MCL

Monitoring Well OB025 - Beryllium, total

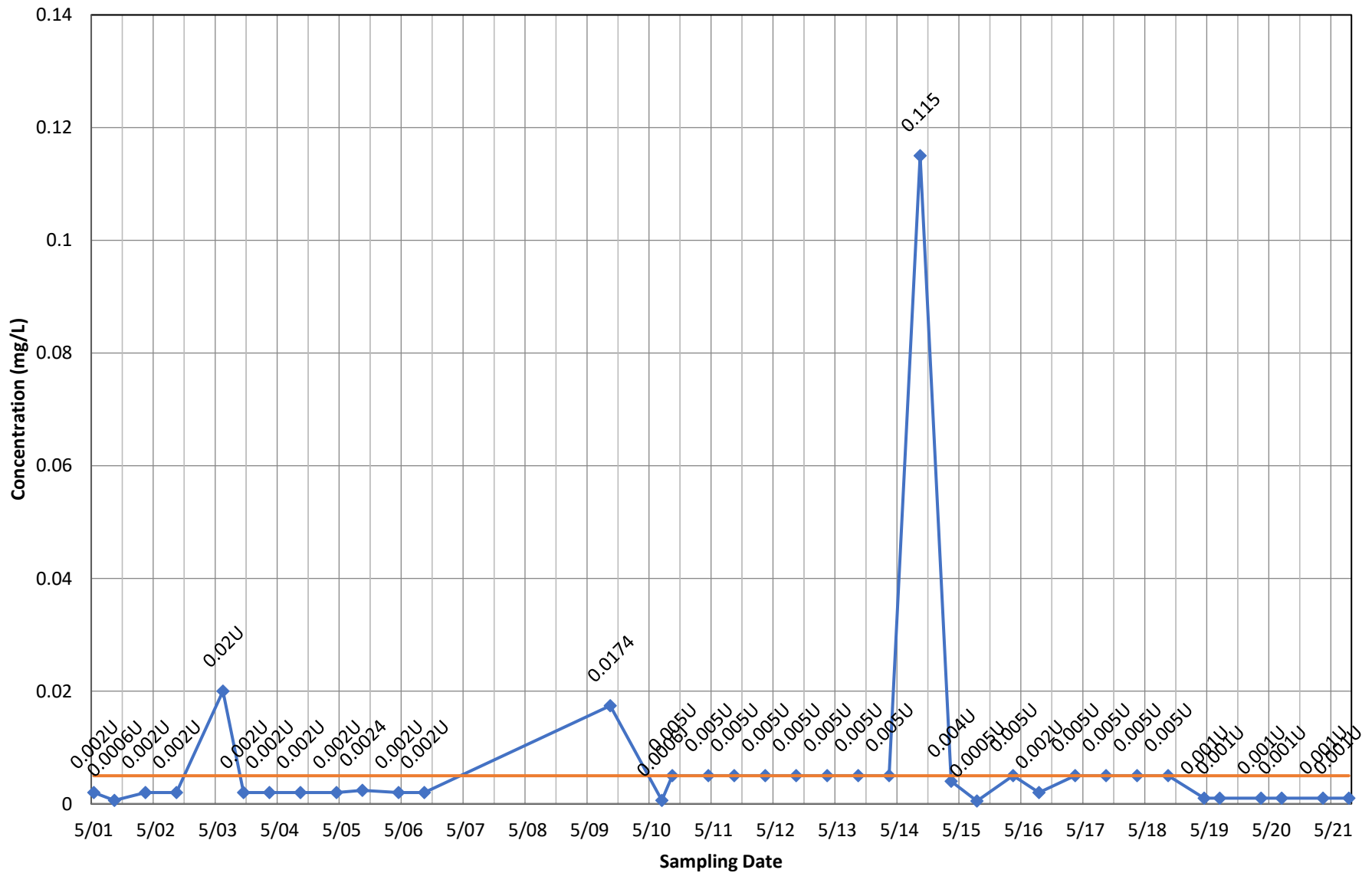


Monitoring Well OB025 - Bis(2-Ethylhexyl) Phthalate



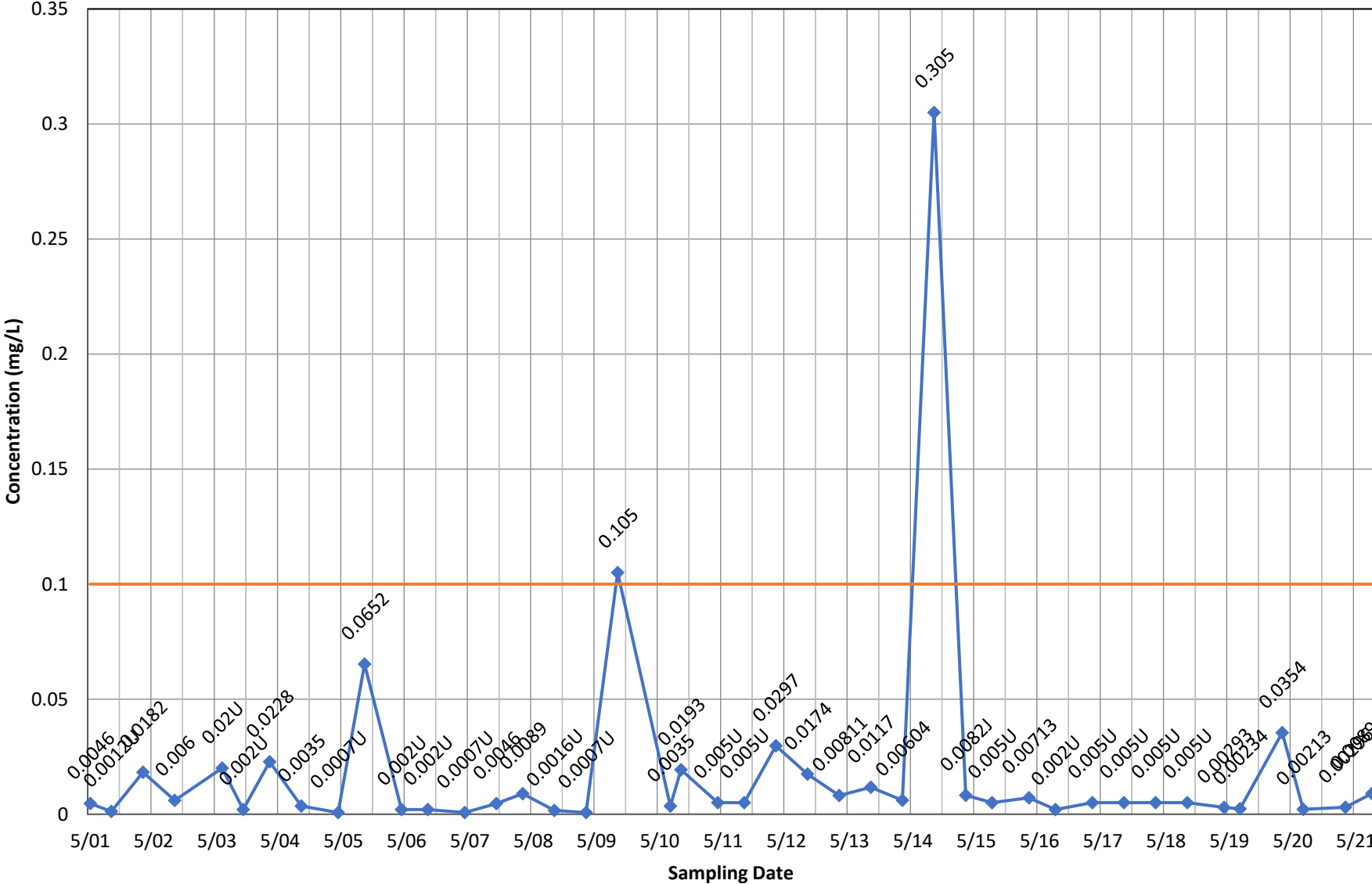
◆ Concentration — Current MCL

Monitoring Well OB025 - Cadmium, total



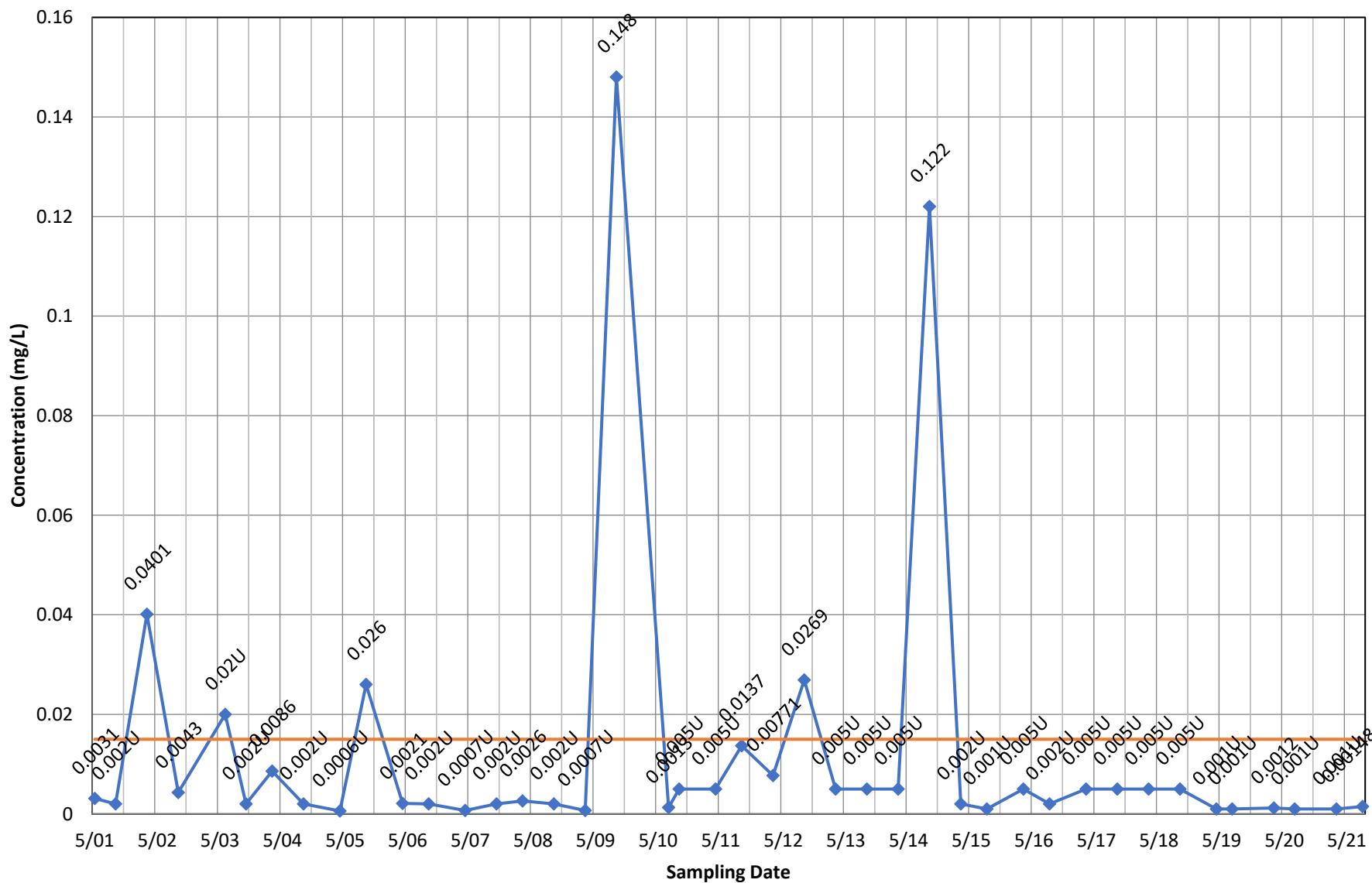
—◆— Concentration — Current MCL

Monitoring Well OB025 - Chromium, total



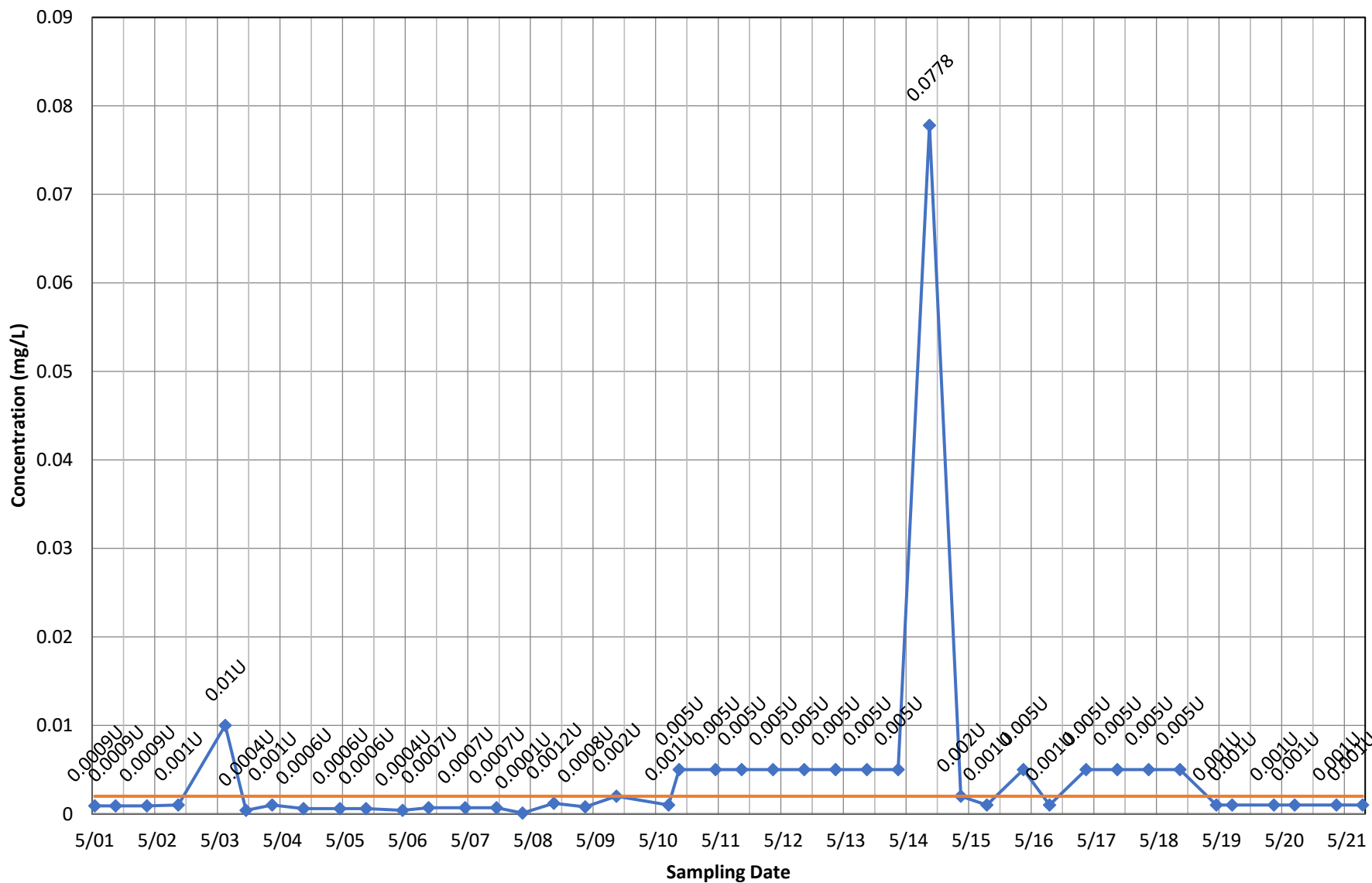
◆ Concentration — Current MCL

Monitoring Well OB025 - Lead, total



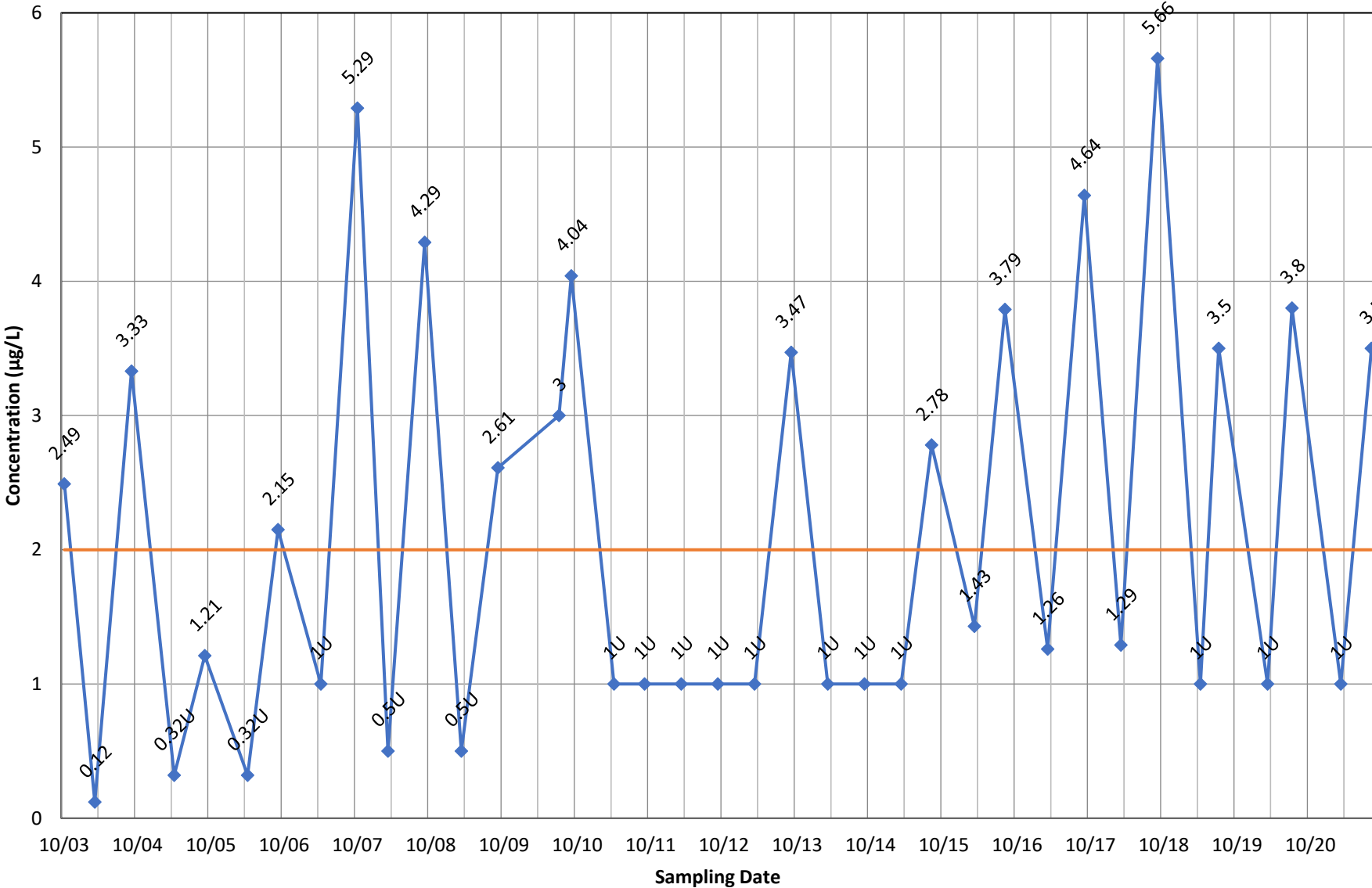
Concentration Current MCL

Monitoring Well OB025 - Thallium, total



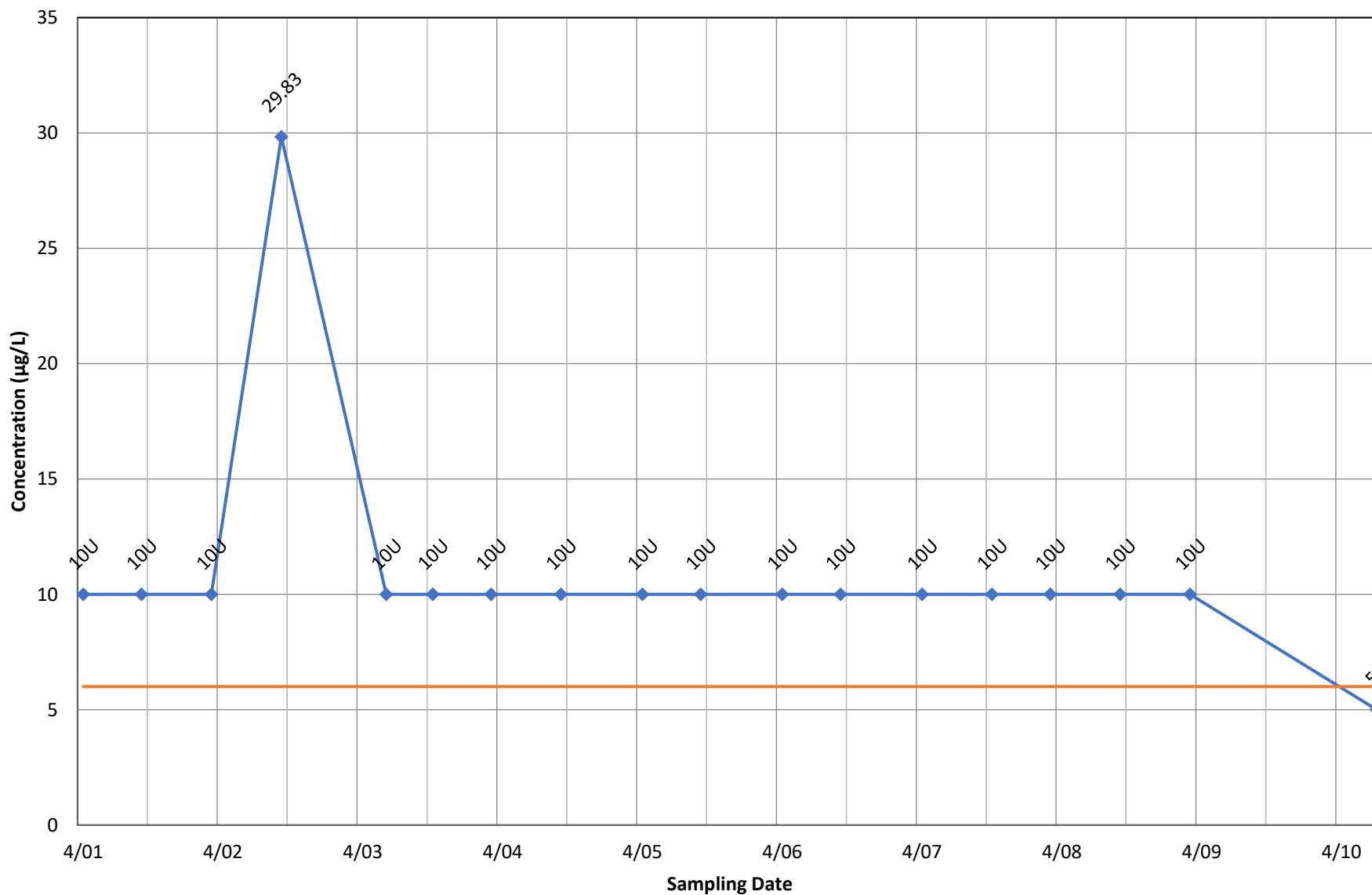
◆ Concentration — Current MCL

Monitoring Well OB025 - Vinyl Chloride



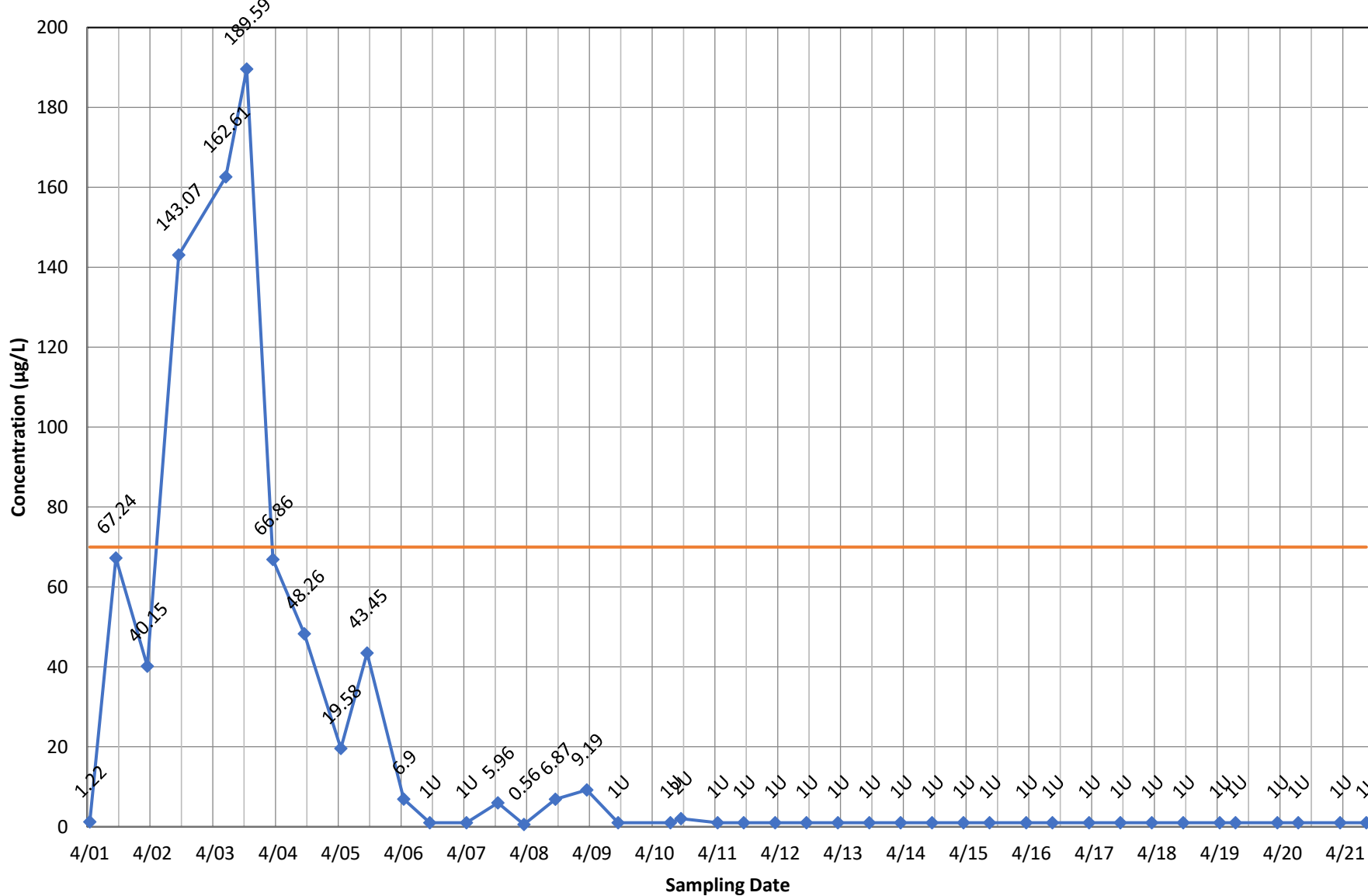
◆ Concentration — Current MCL

Monitoring Well OB02A - Bis(2-Ethylhexyl) Phthalate



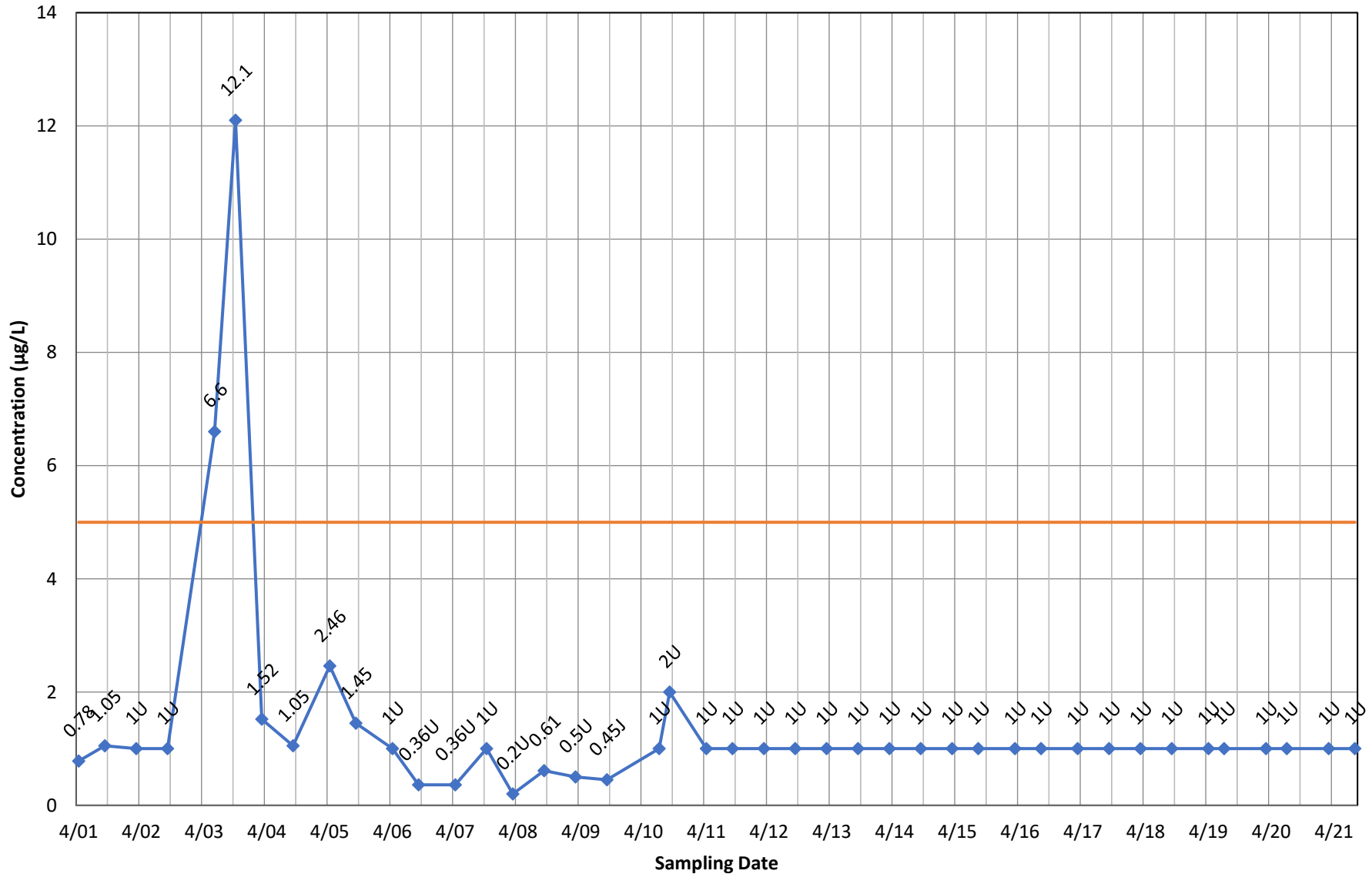
◆ Concentration — Current MCL

Monitoring Well OB02A - cis-1,2-Dichloroethene



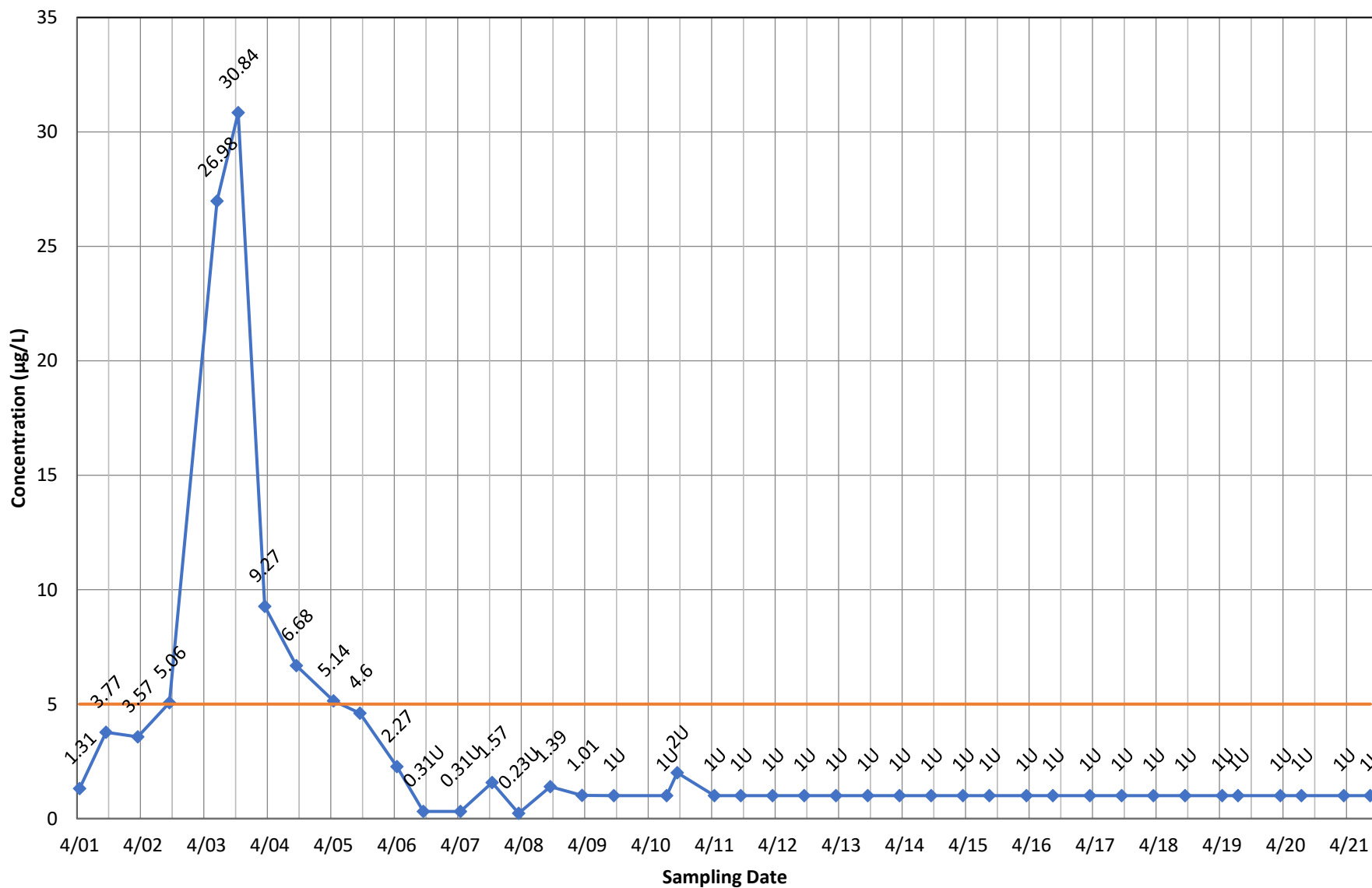
◆ Concentration — Current MCL

Monitoring Well OB02A - Tetrachloroethene



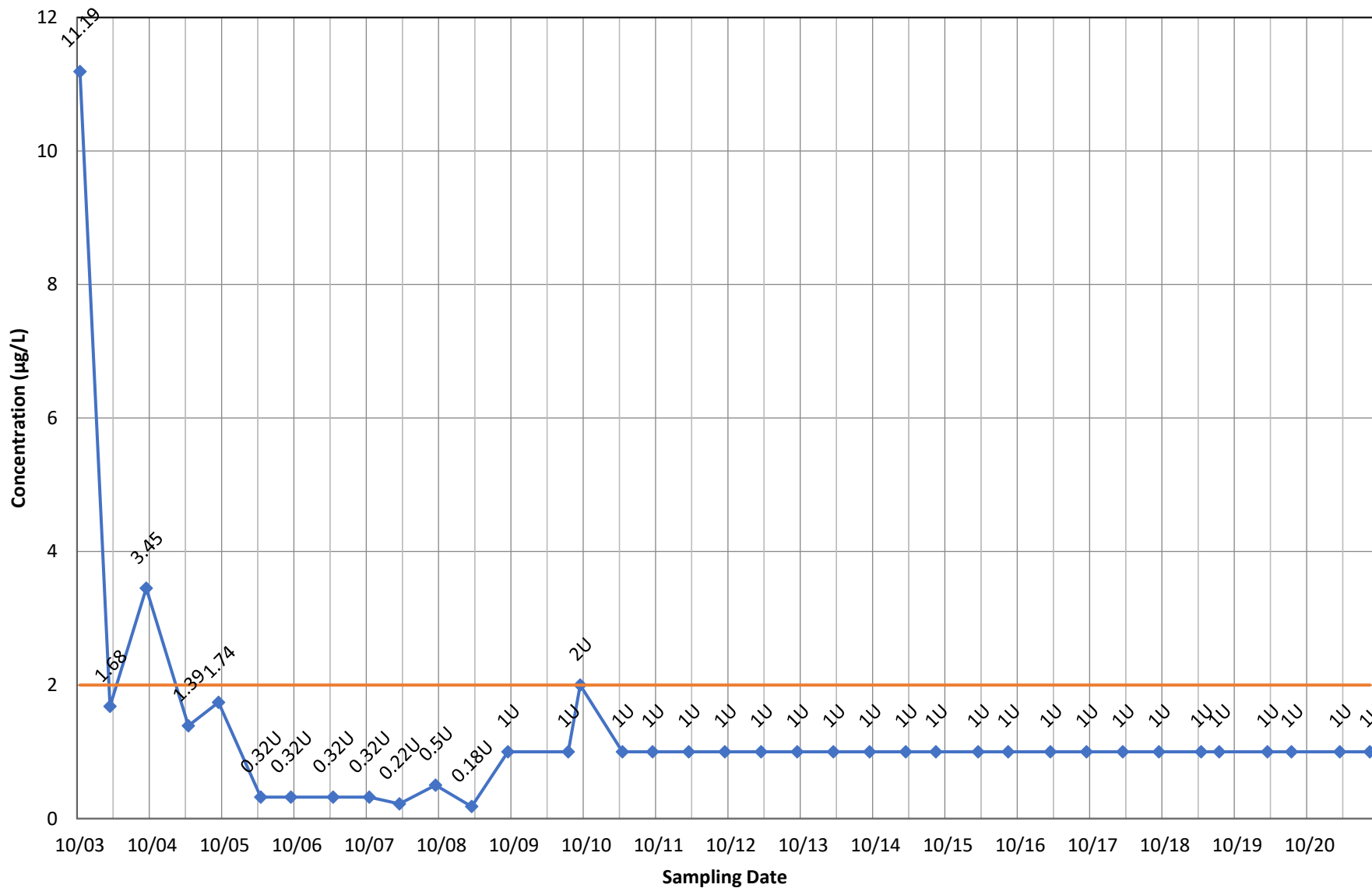
◆ Concentration — Current MCL

Monitoring Well OB02A - Trichloroethene



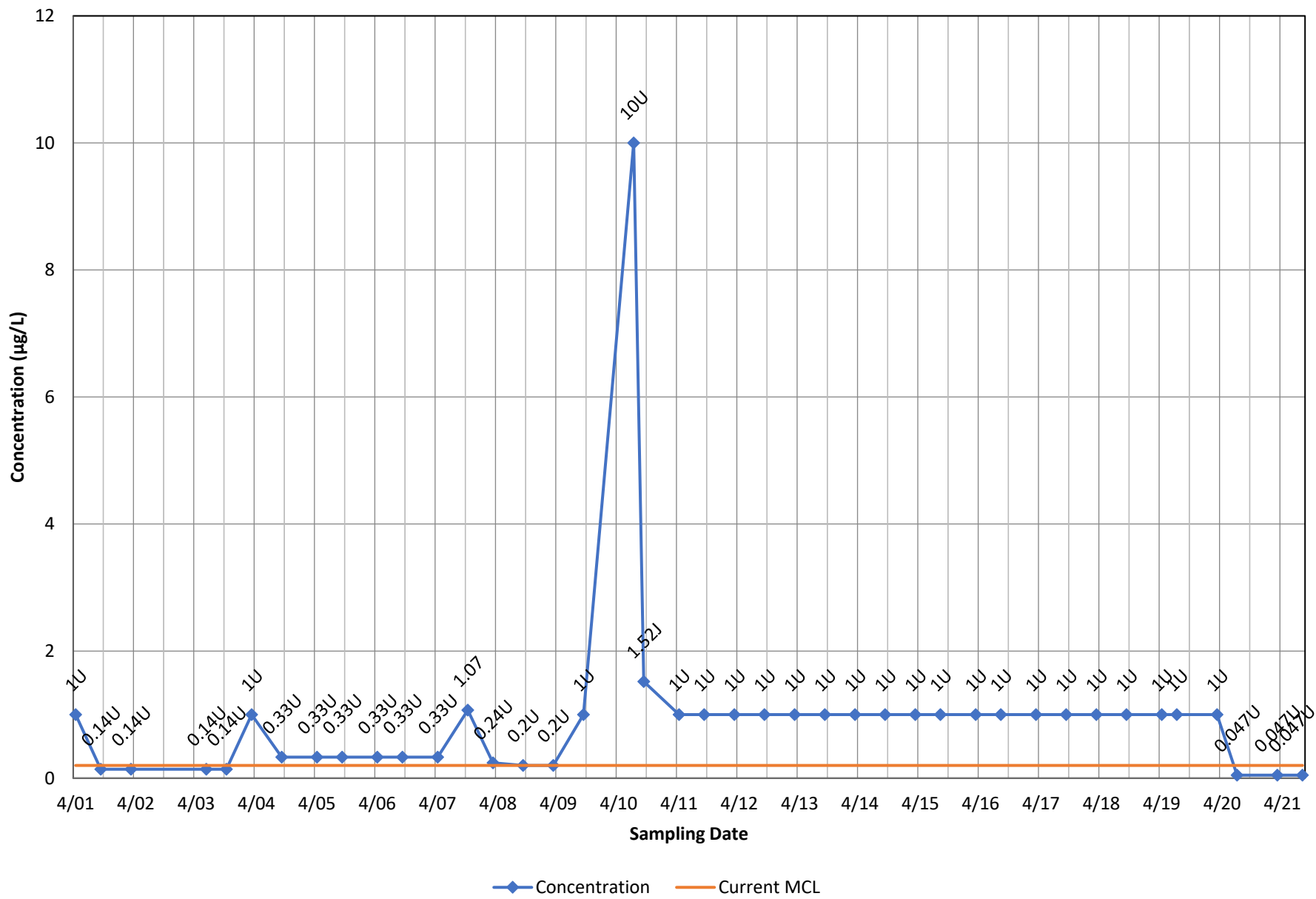
◆ Concentration — Current MCL

Monitoring Well OB02A - Vinyl Chloride

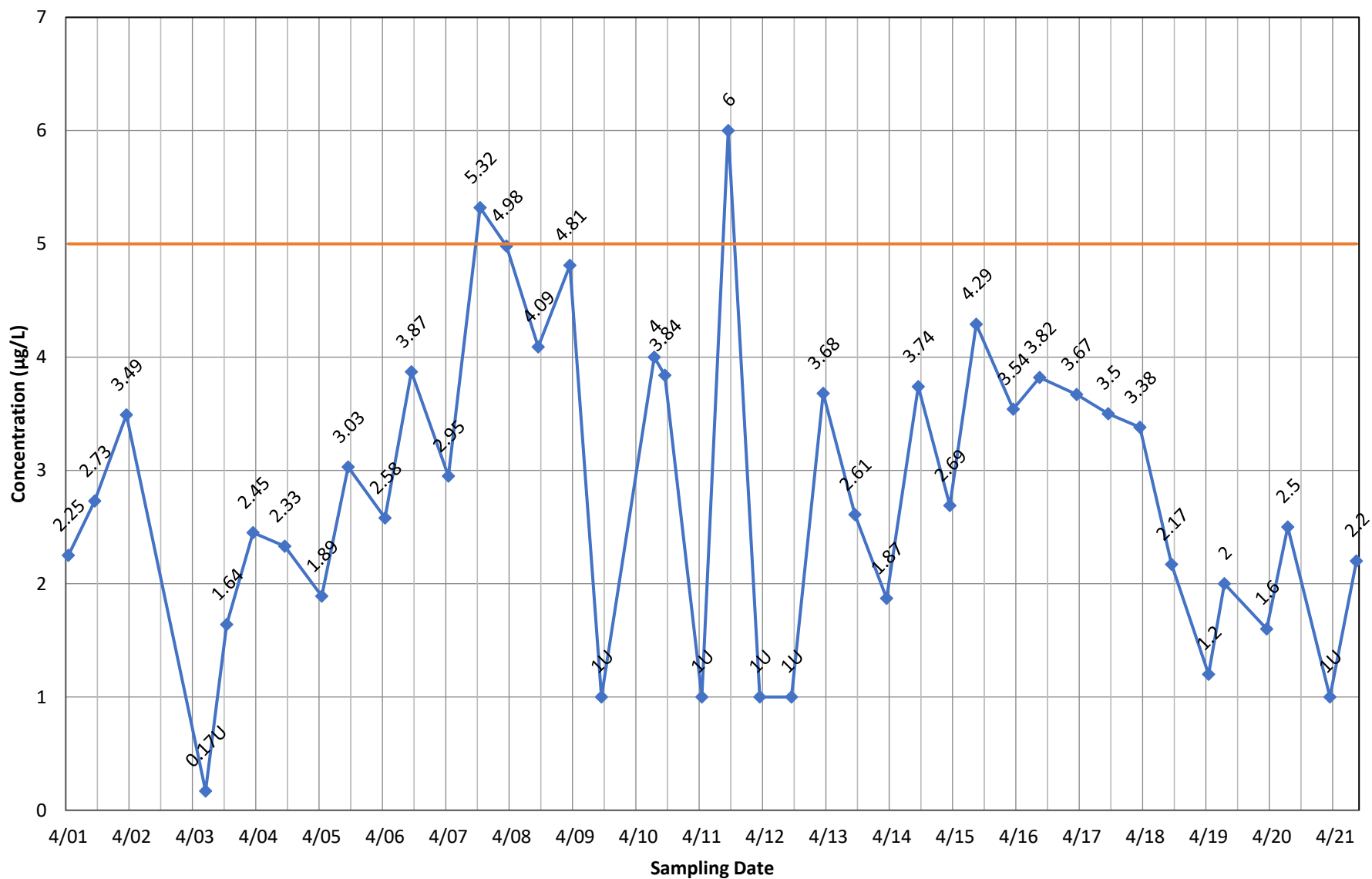


◆ Concentration — Current MCL

Monitoring Well OB03 - 1,2-Dibromo-3-chloropropane

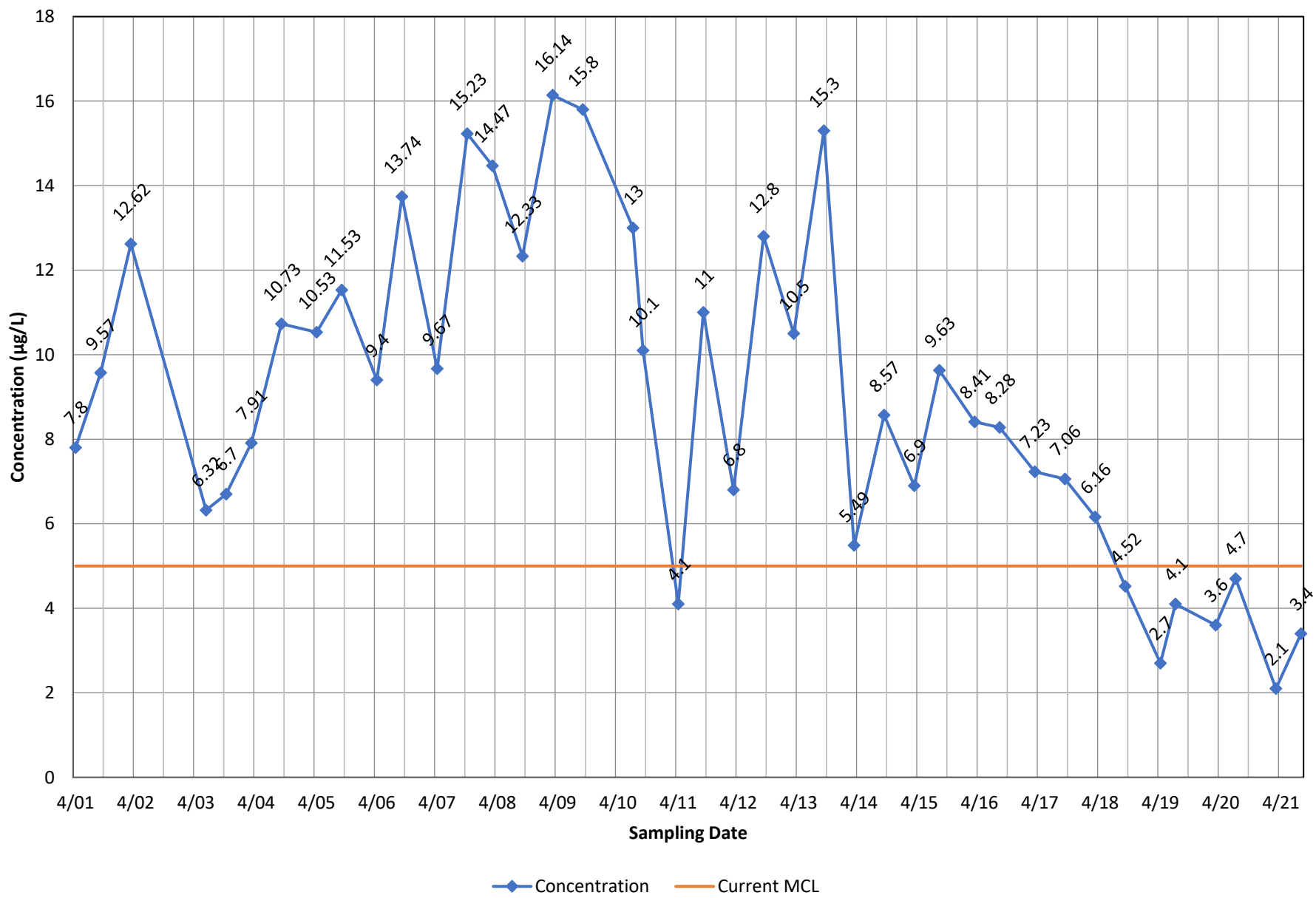


Monitoring Well OB03 - 1,2-Dichloroethane

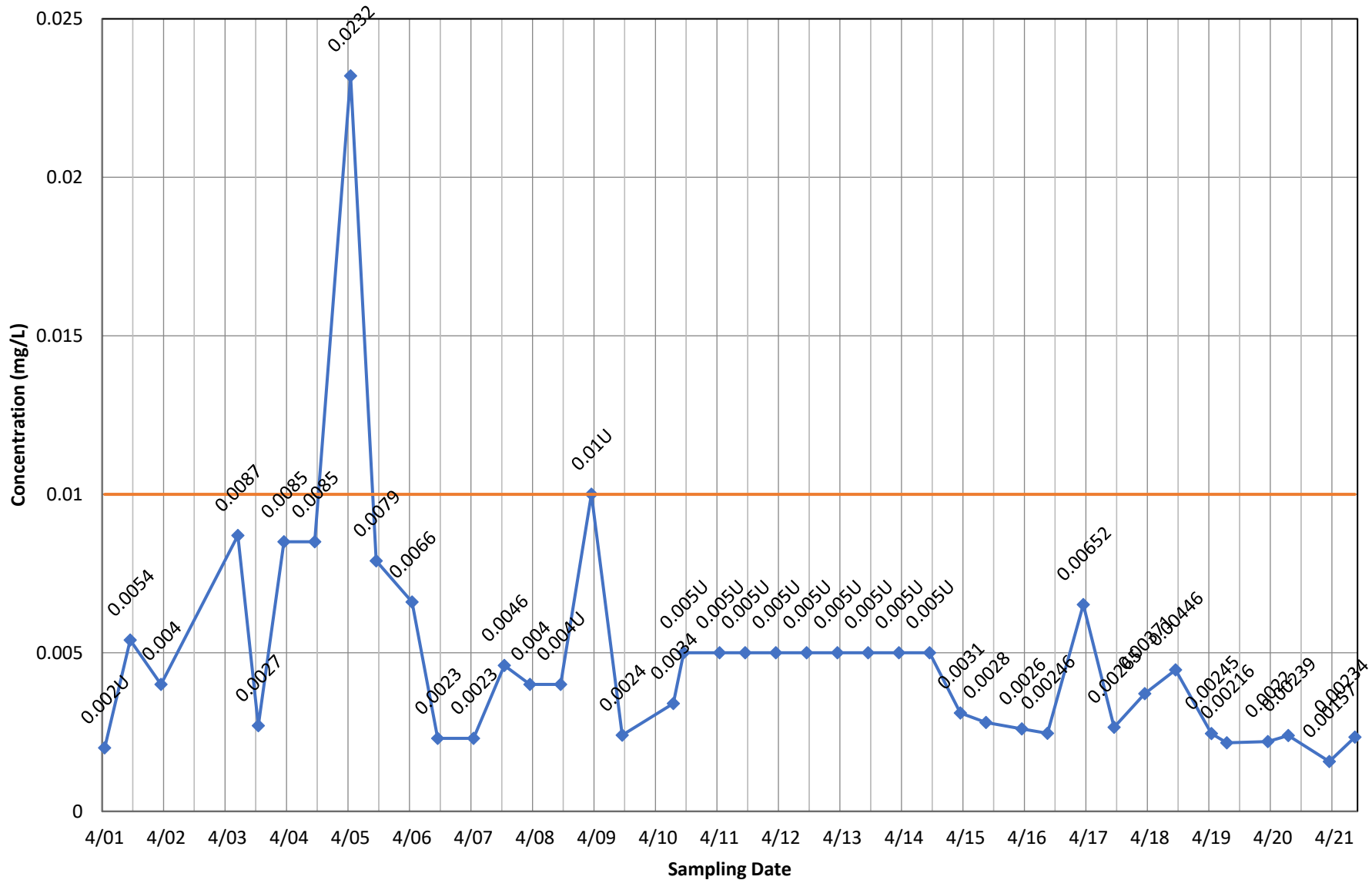


◆ Concentration — Current MCL

Monitoring Well OB03 - 1,2-Dichloropropane

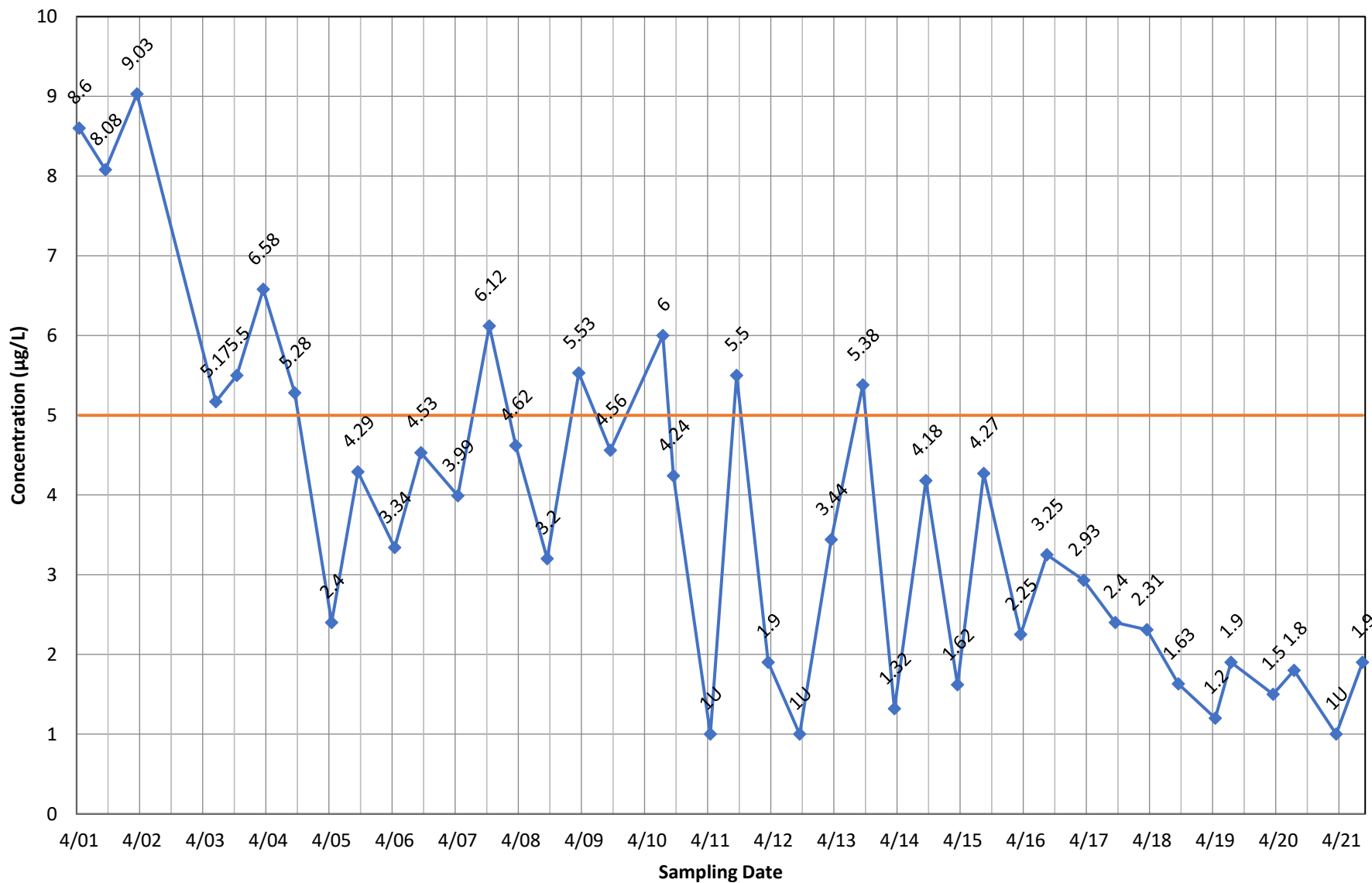


Monitoring Well OB03 - Arsenic, total



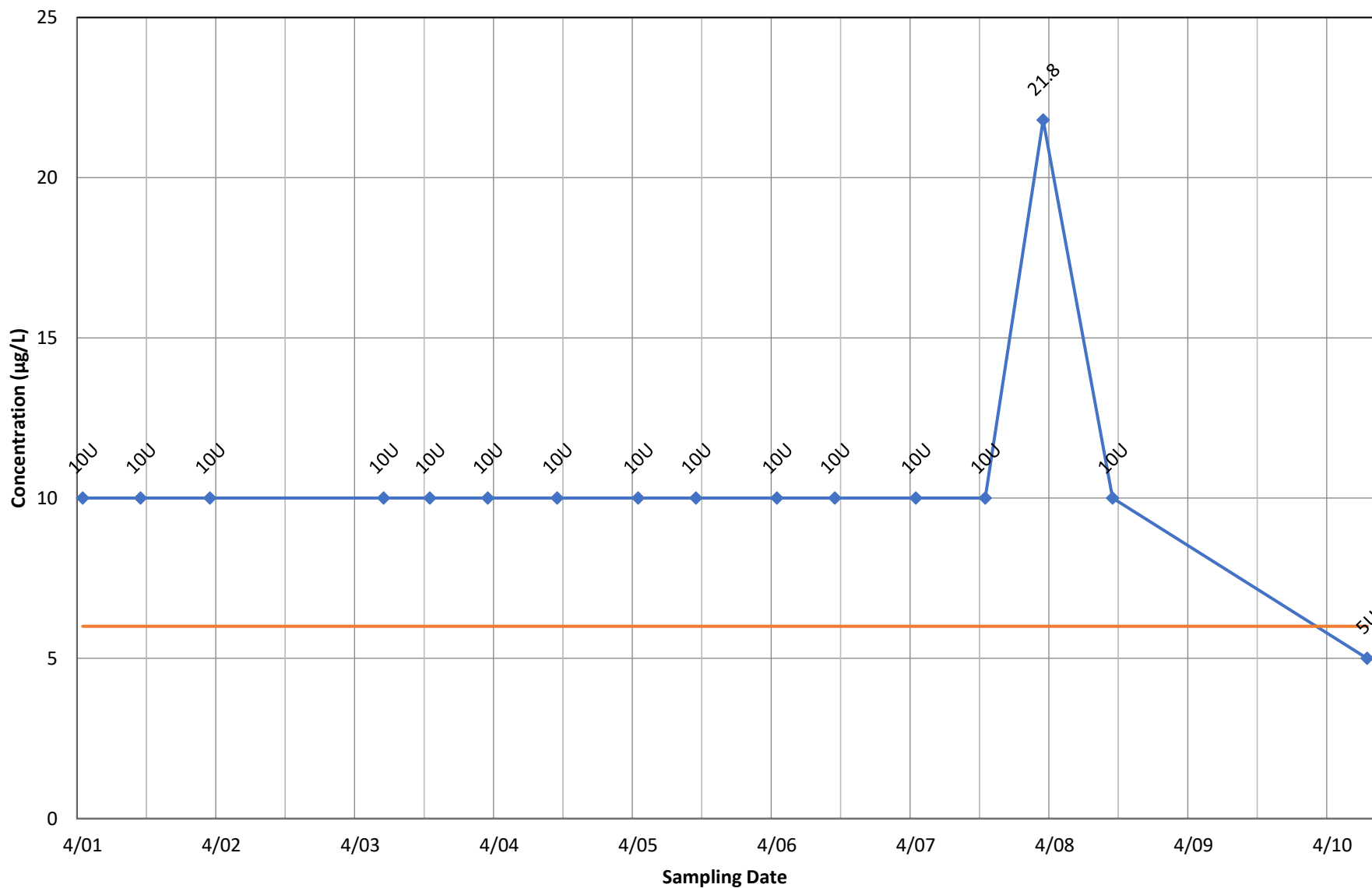
◆ Concentration — Current MCL

Monitoring Well OB03 - Benzene



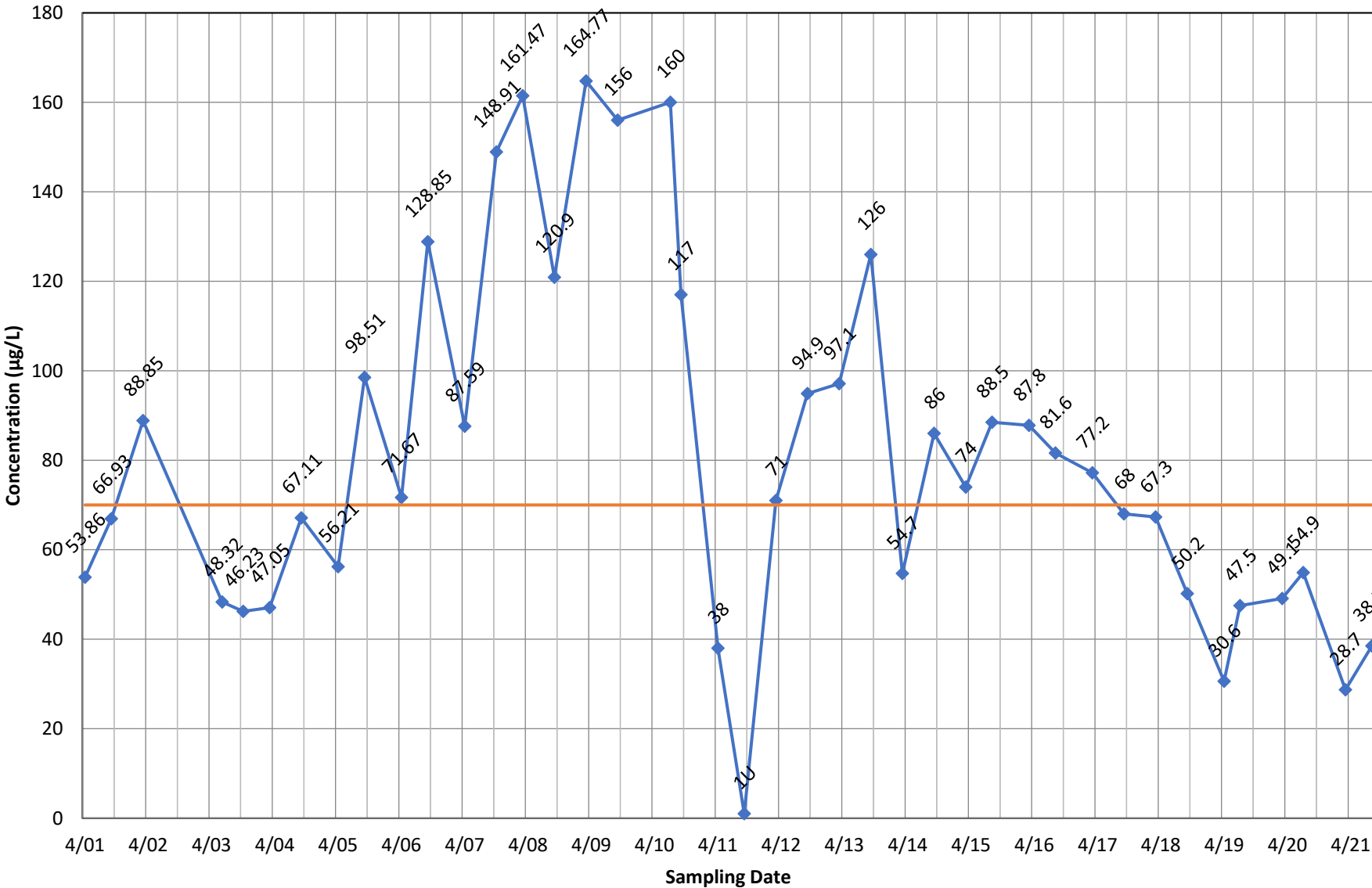
◆ Concentration — Current MCL

Monitoring Well OB03 - Bis(2-Ethylhexyl) Phthalate



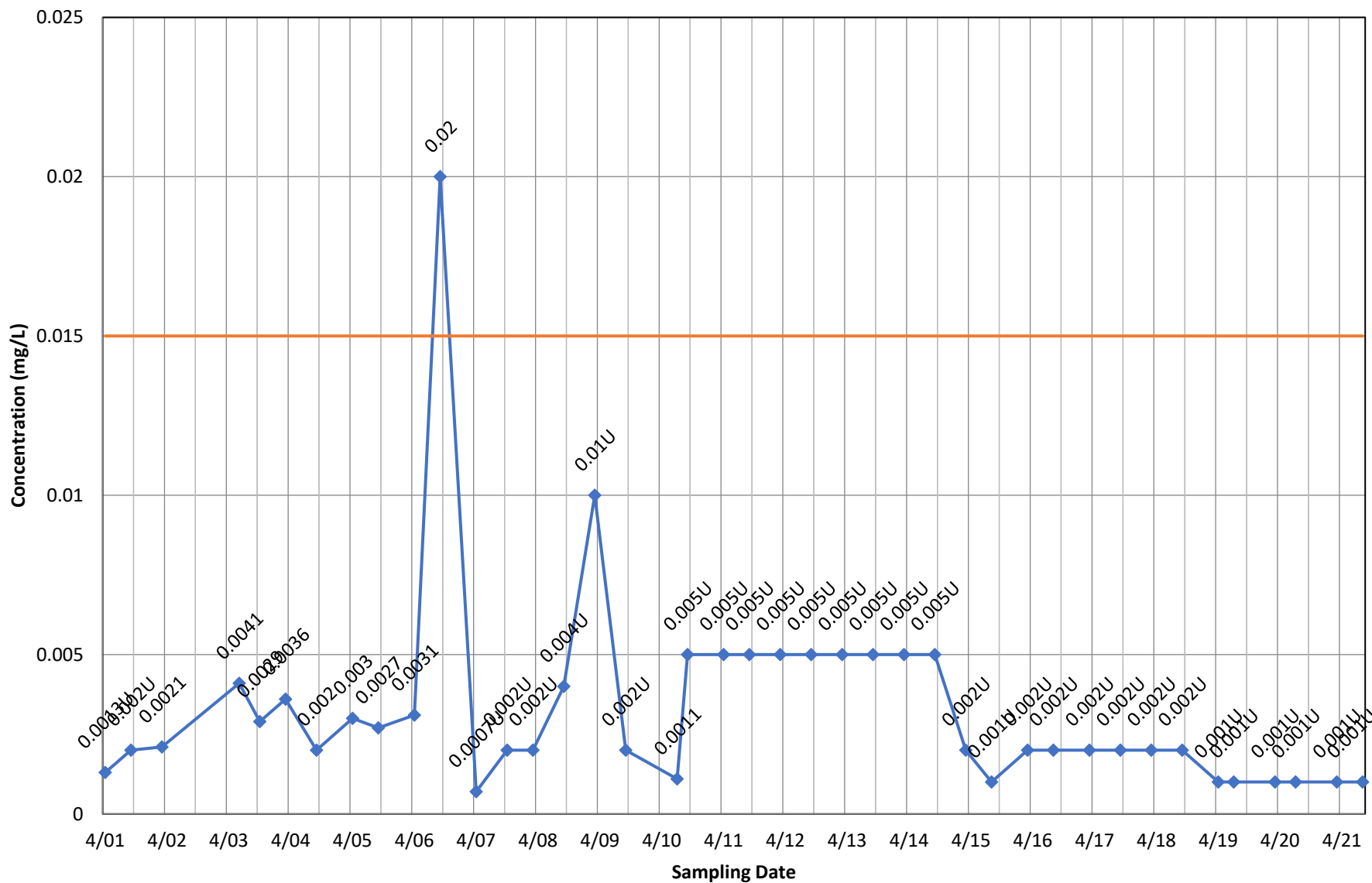
◆ Concentration — Current MCL

Monitoring Well OB03 - cis-1,2-Dichloroethene



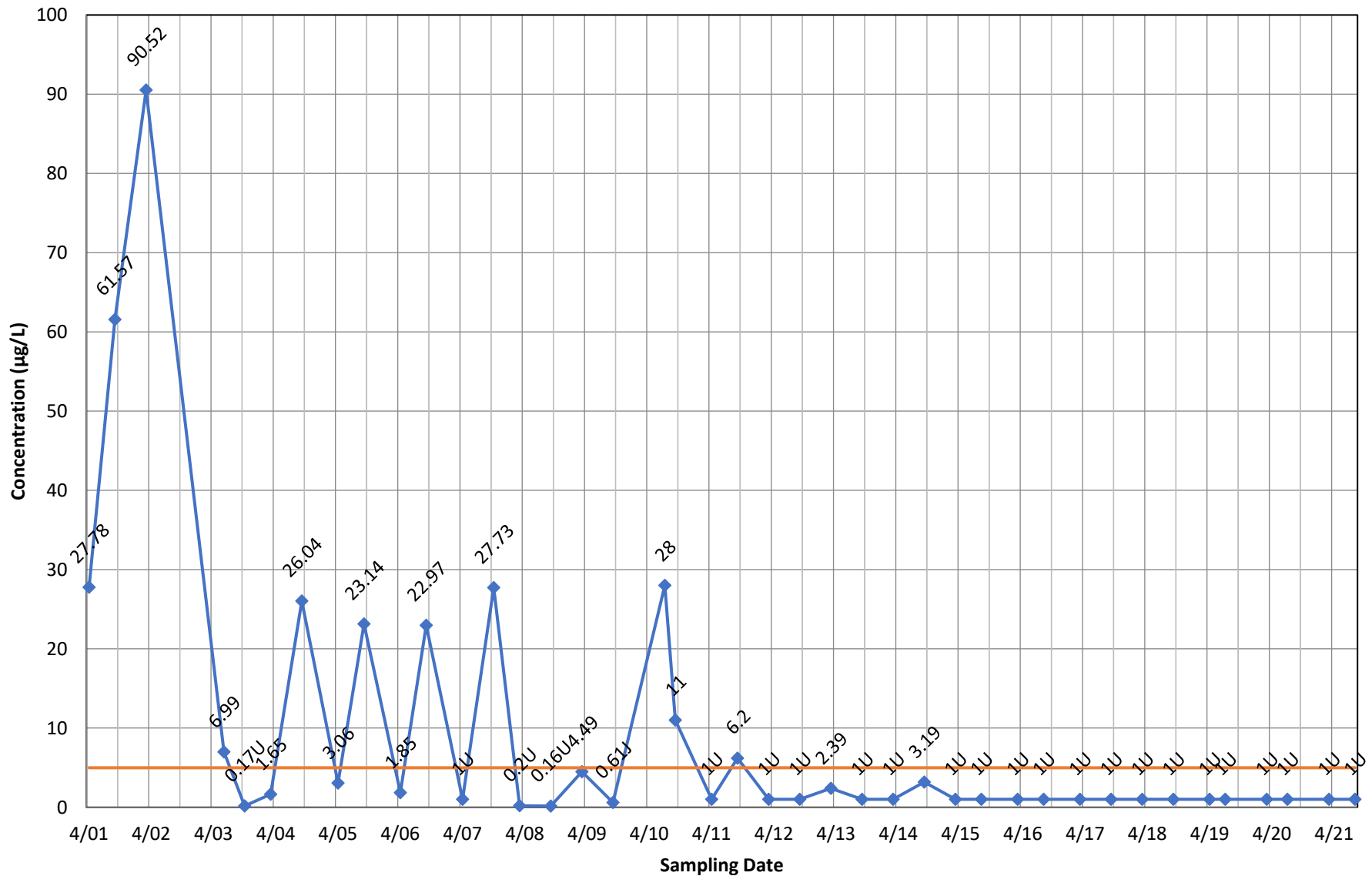
◆ Concentration — Current MCL

Monitoring Well OB03 - Lead, total



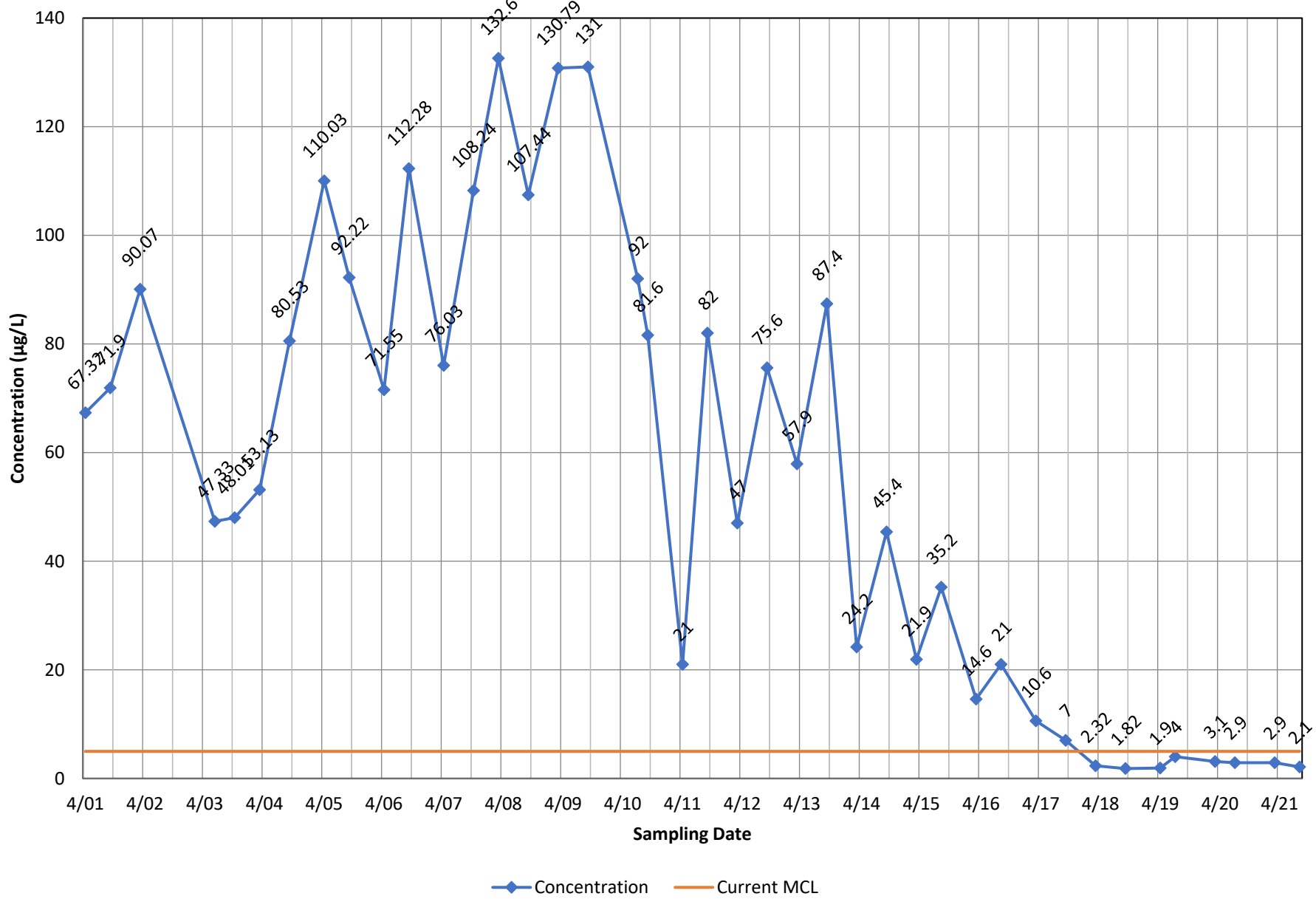
◆ Concentration — Current MCL

Monitoring Well OB03 - Tetrachloroethene

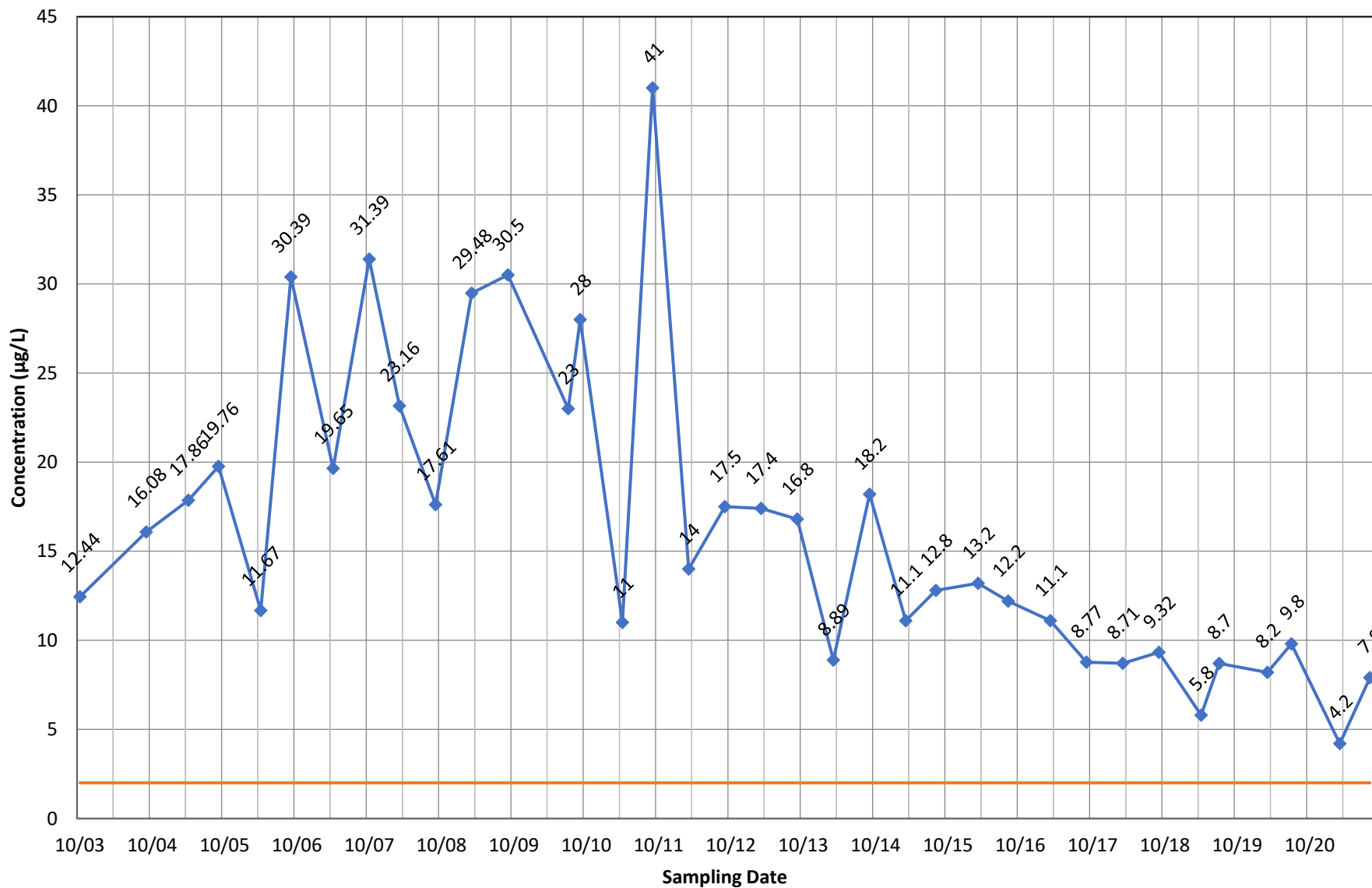


◆ Concentration — Current MCL

Monitoring Well OB03 - Trichloroethene

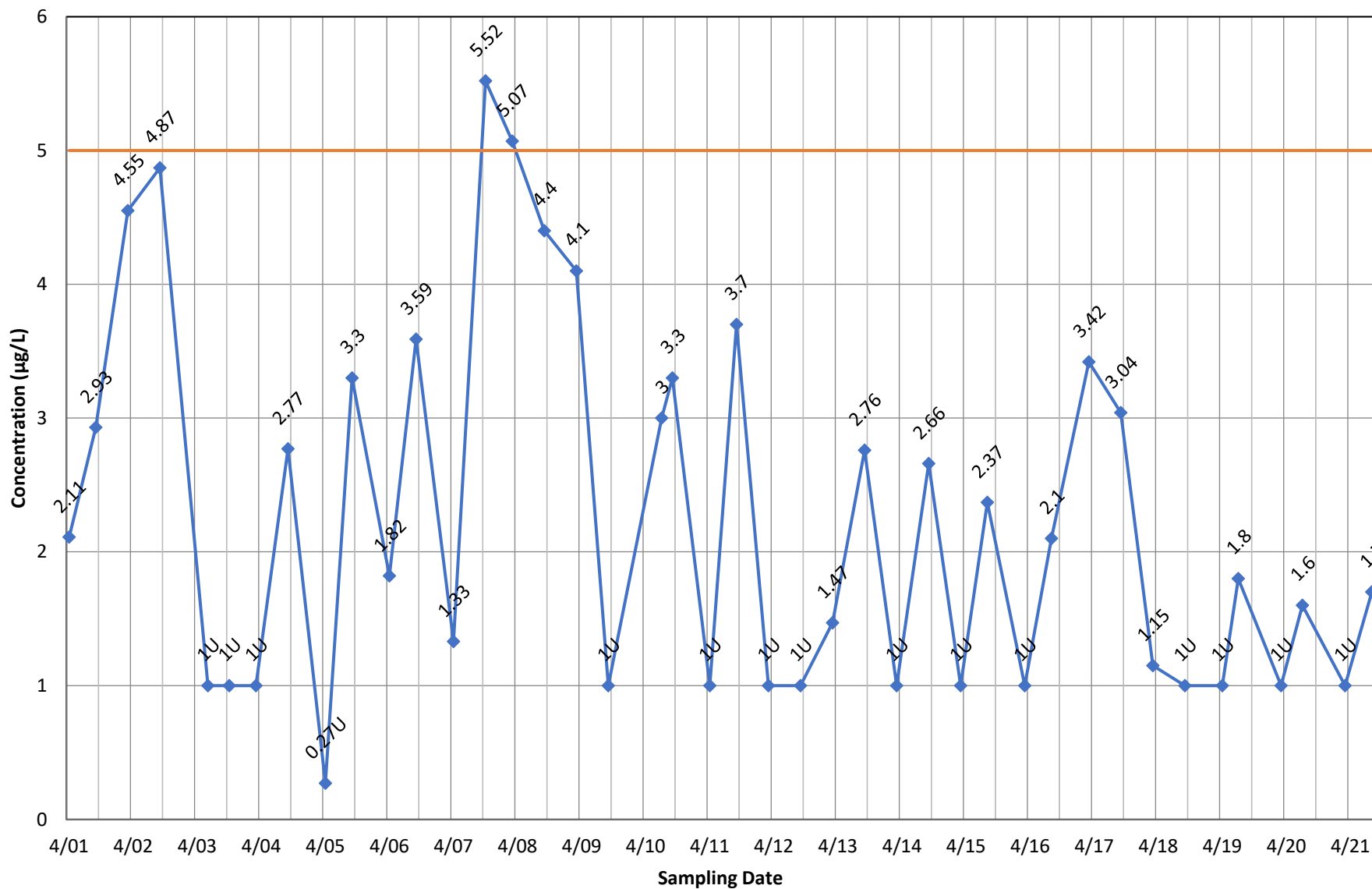


Monitoring Well OB03 - Vinyl Chloride



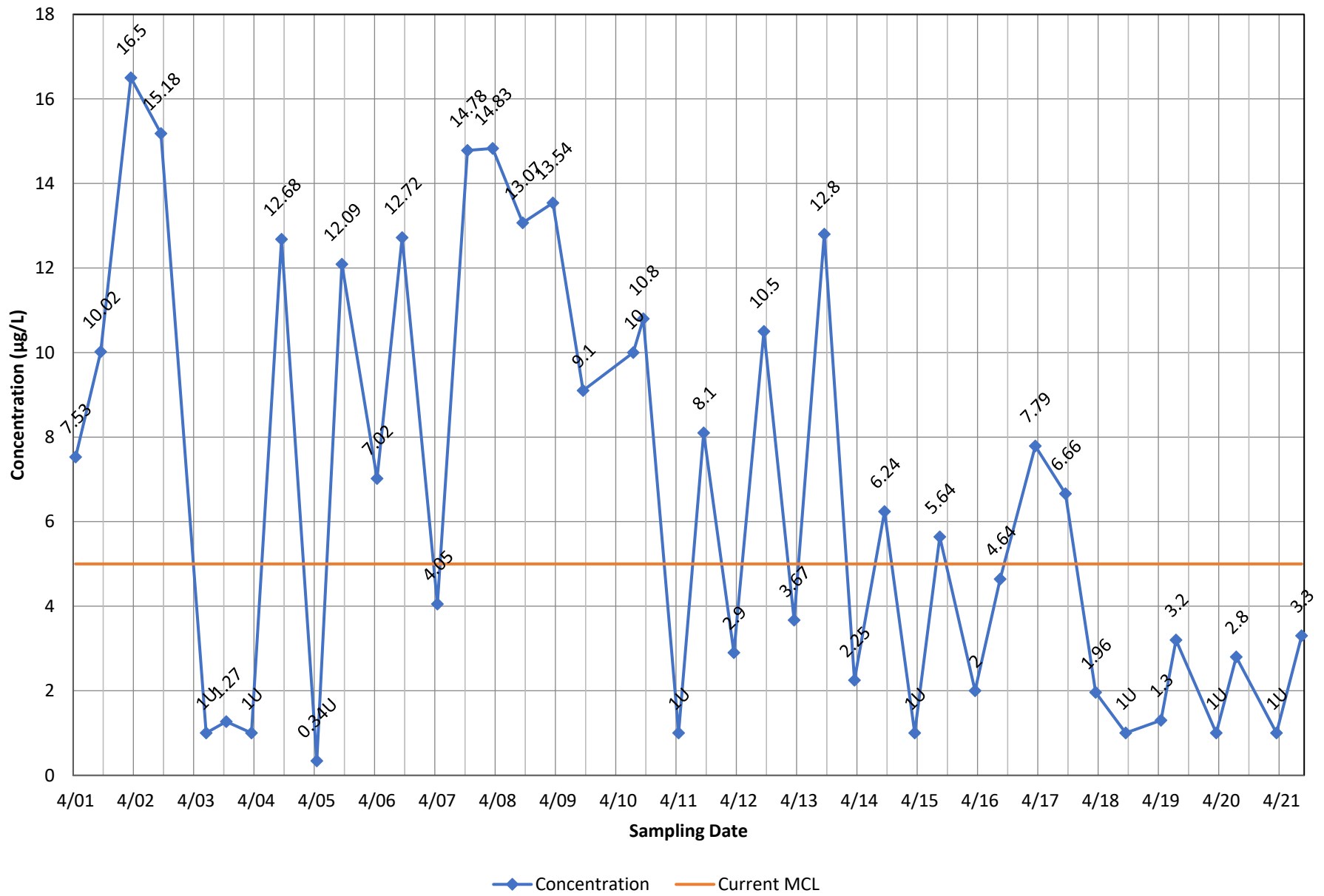
◆ Concentration — Current MCL

Monitoring Well OB03A - 1,2-Dichloroethane

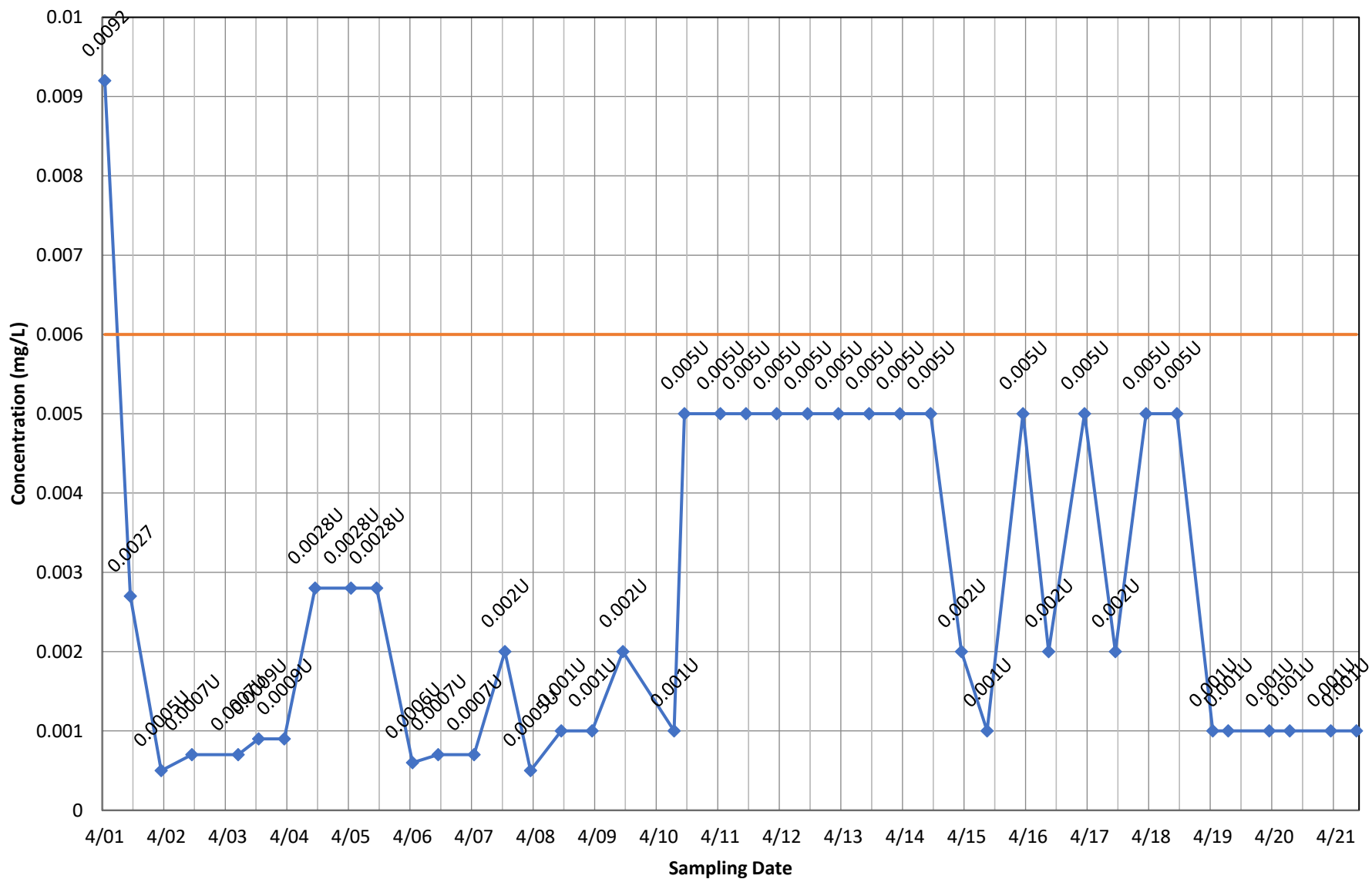


◆ Concentration — Current MCL

Monitoring Well OB03A - 1,2-Dichloropropane

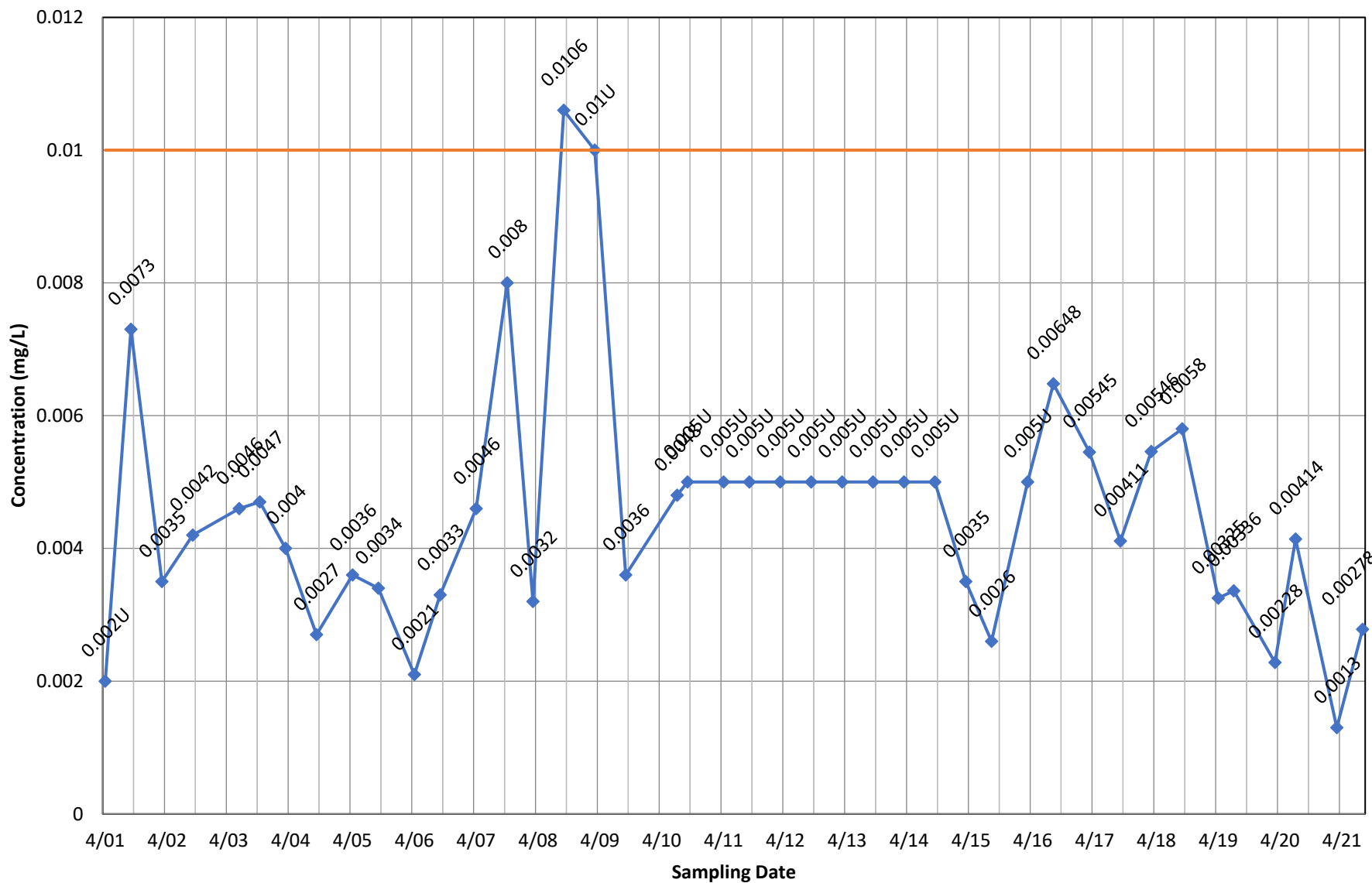


Monitoring Well OB03A - Antimony, total



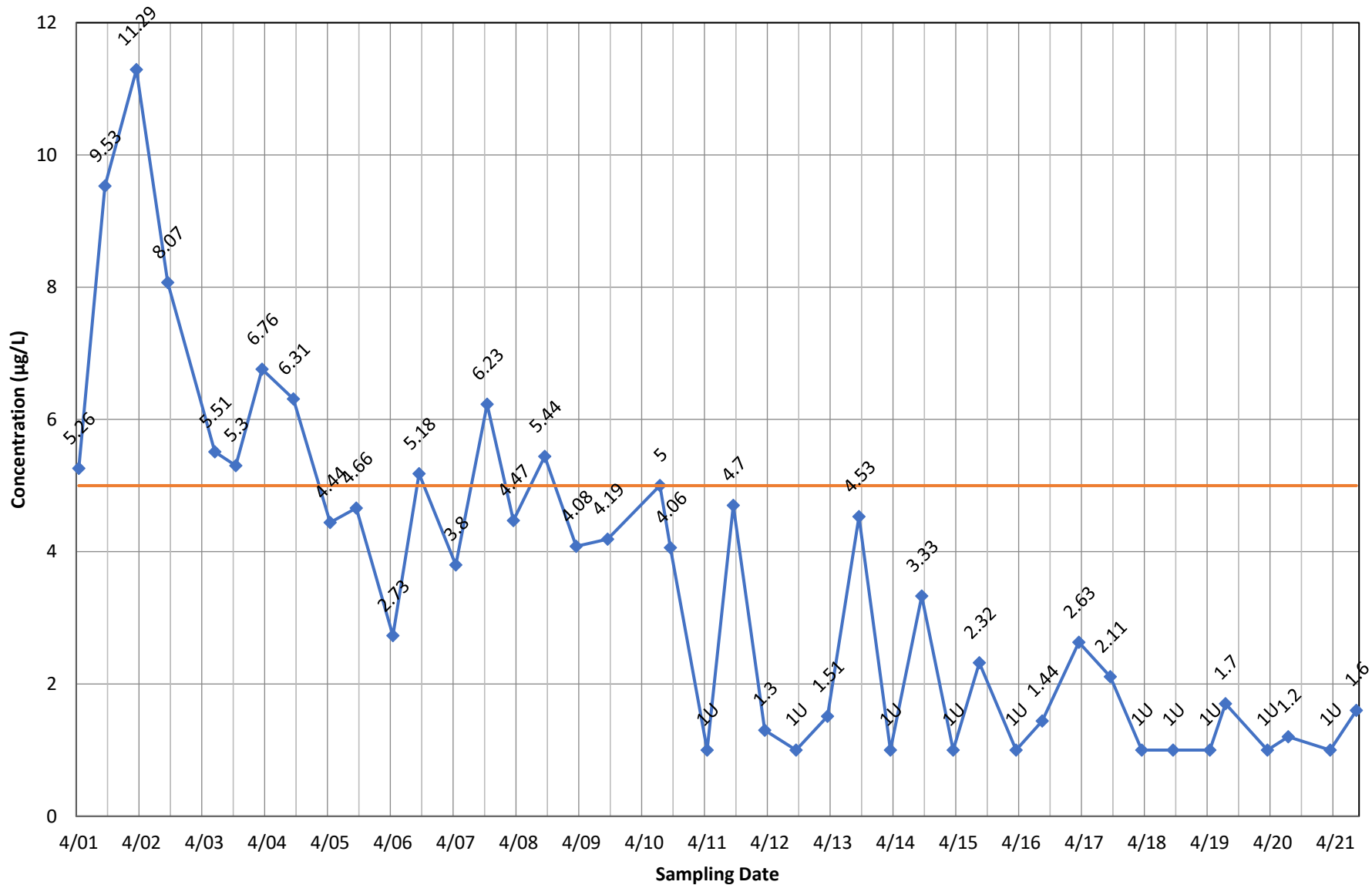
◆ Concentration — Current MCL

Monitoring Well OB03A - Arsenic, total



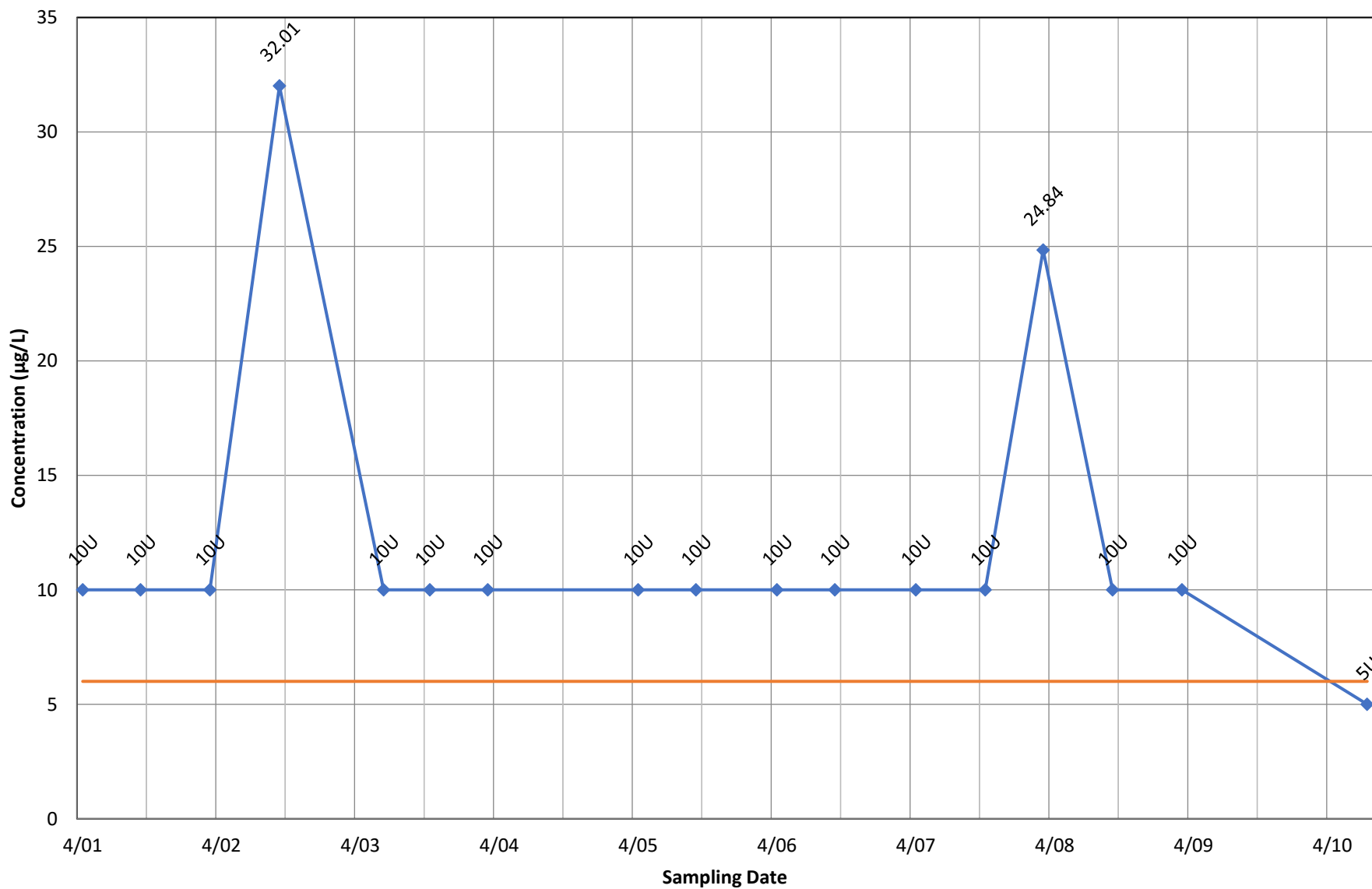
◆ Concentration — Current MCL

Monitoring Well OB03A - Benzene



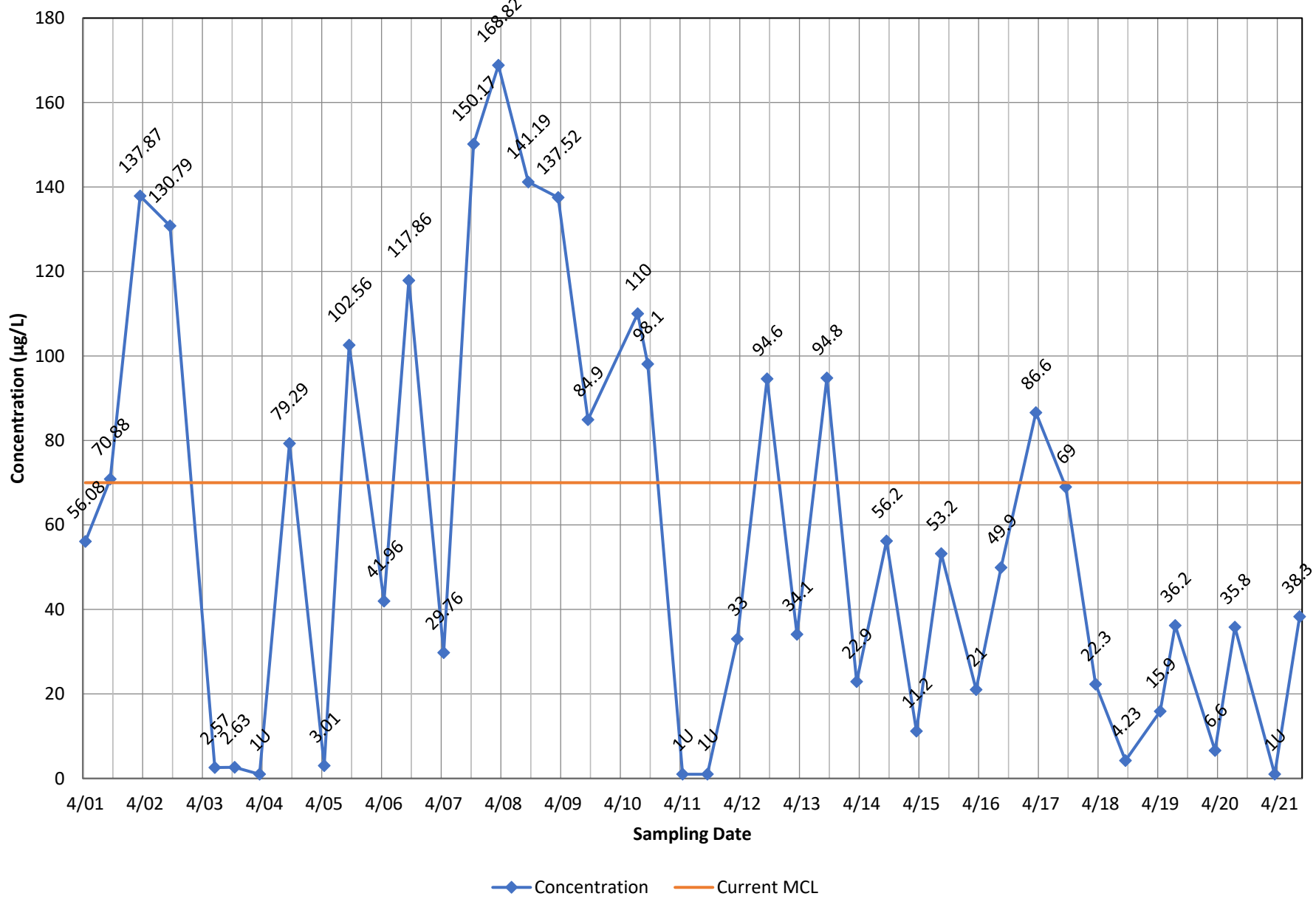
◆ Concentration — Current MCL

Monitoring Well OB03A - Bis(2-Ethylhexyl) Phthalate

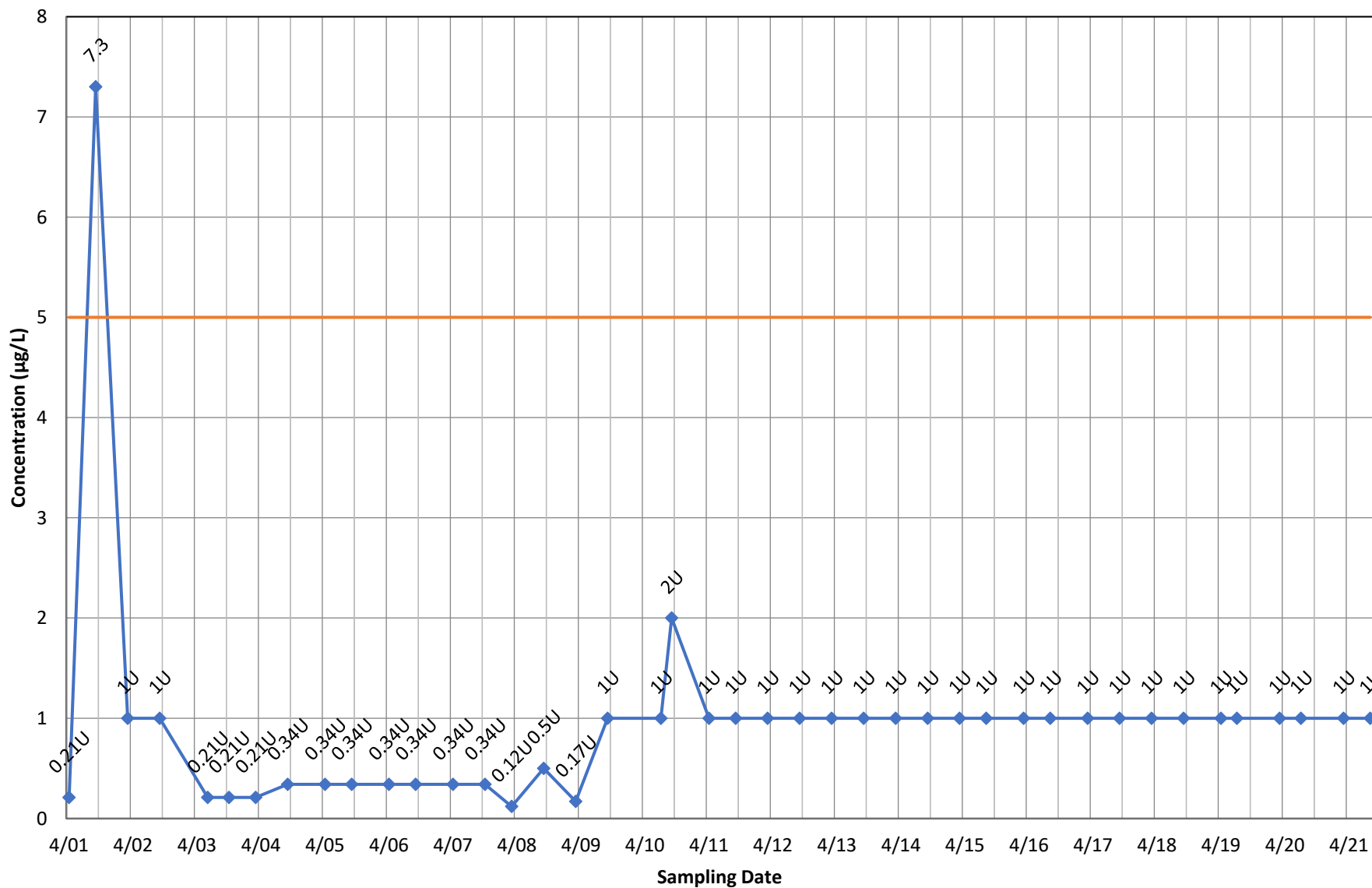


◆ Concentration — Current MCL

Monitoring Well OB03A - cis-1,2-Dichloroethene

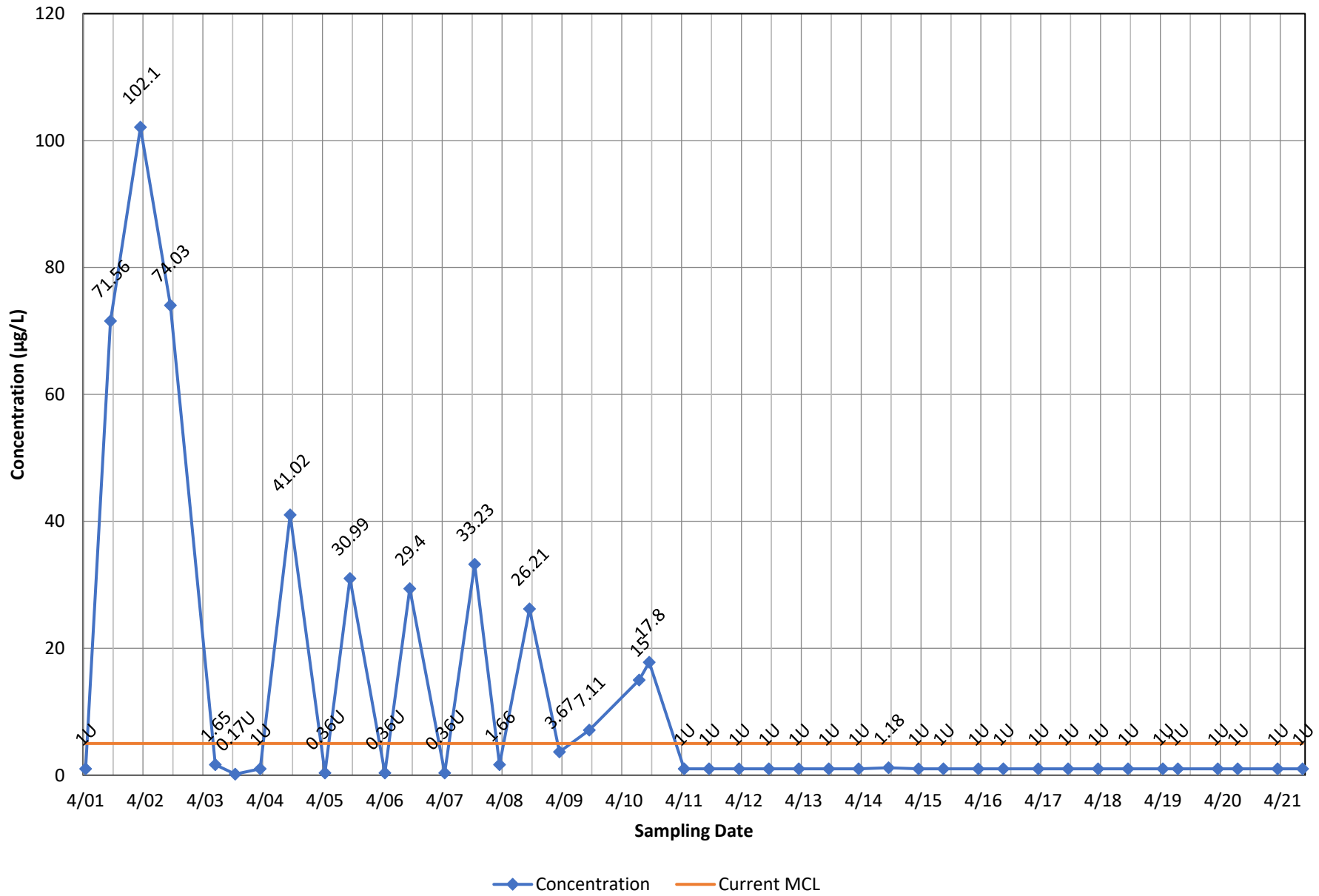


Monitoring Well OB03A - Methylene Chloride

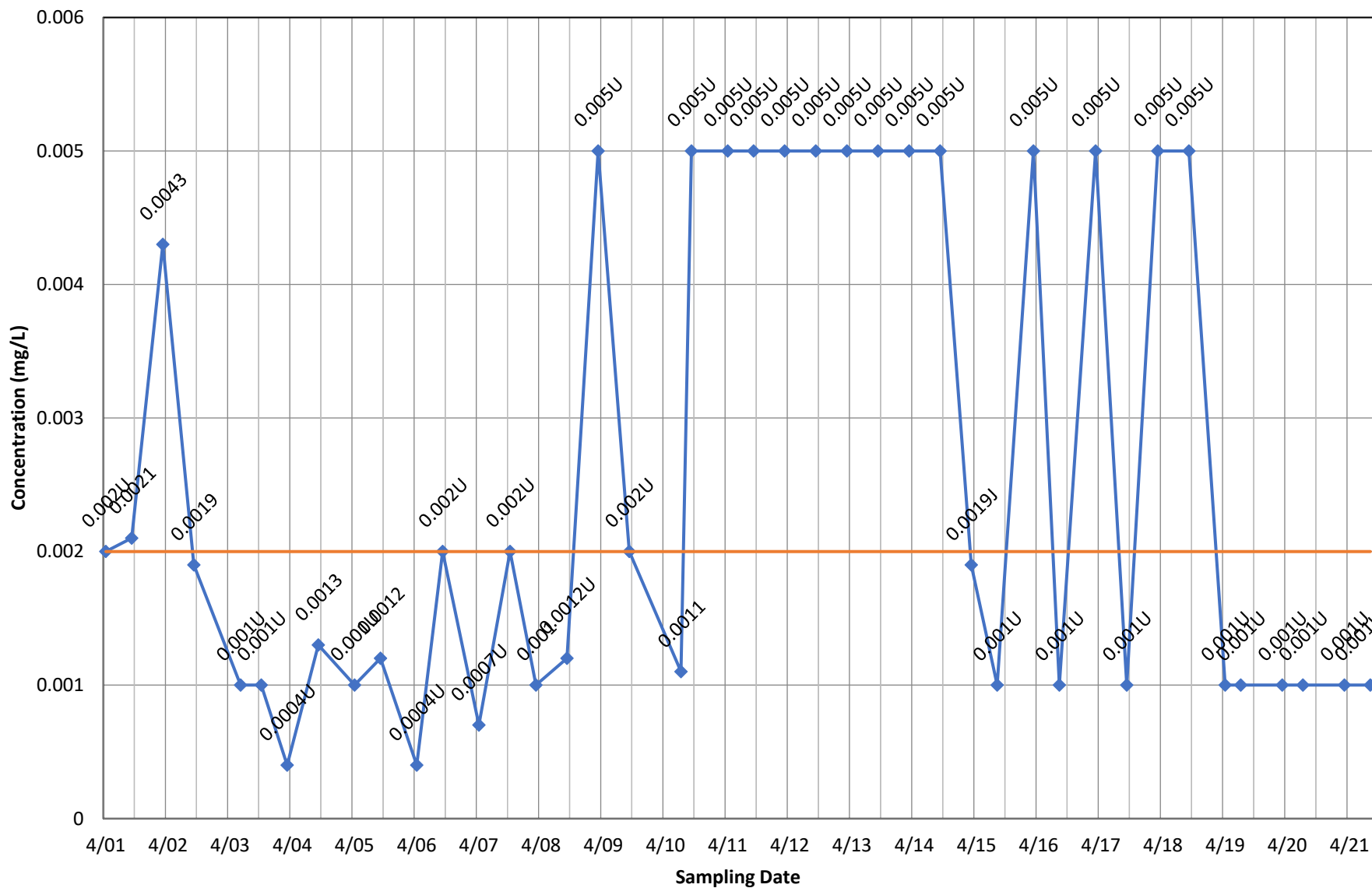


◆ Concentration — Current MCL

Monitoring Well OB03A - Tetrachloroethene

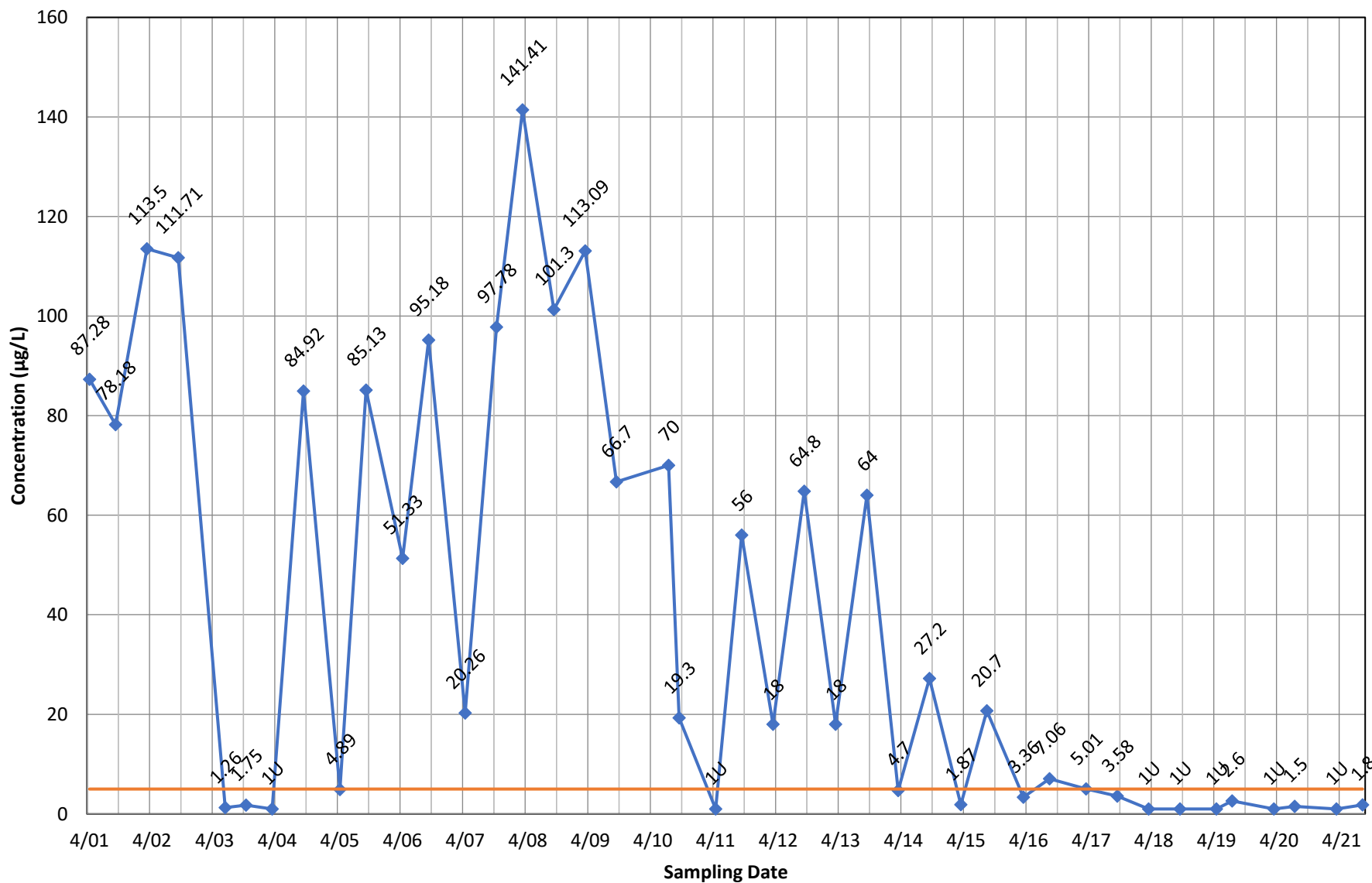


Monitoring Well OB03A - Thallium, total



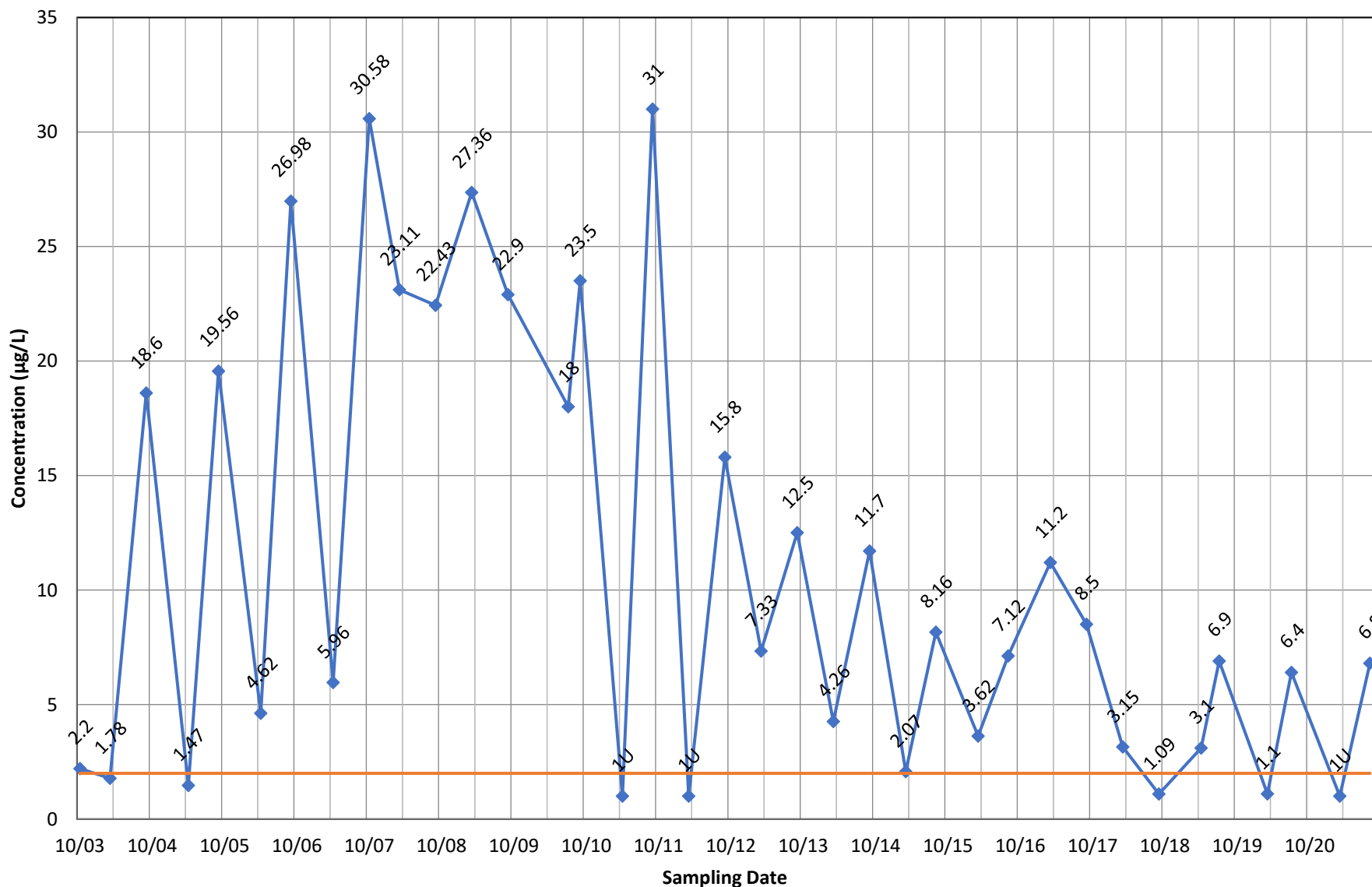
◆ Concentration — Current MCL

Monitoring Well OB03A - Trichloroethene



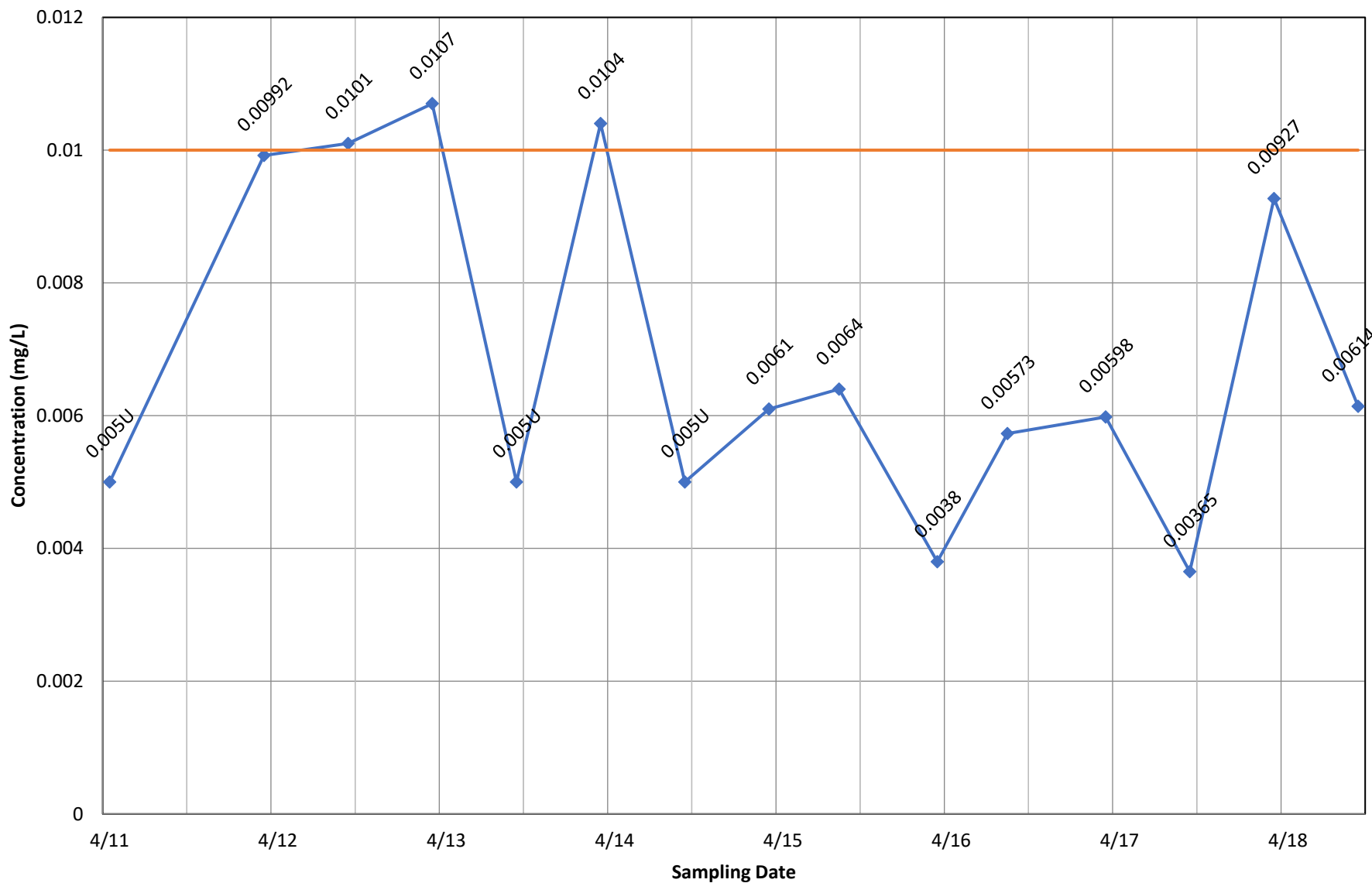
◆ Concentration — Current MCL

Monitoring Well OB03A - Vinyl Chloride



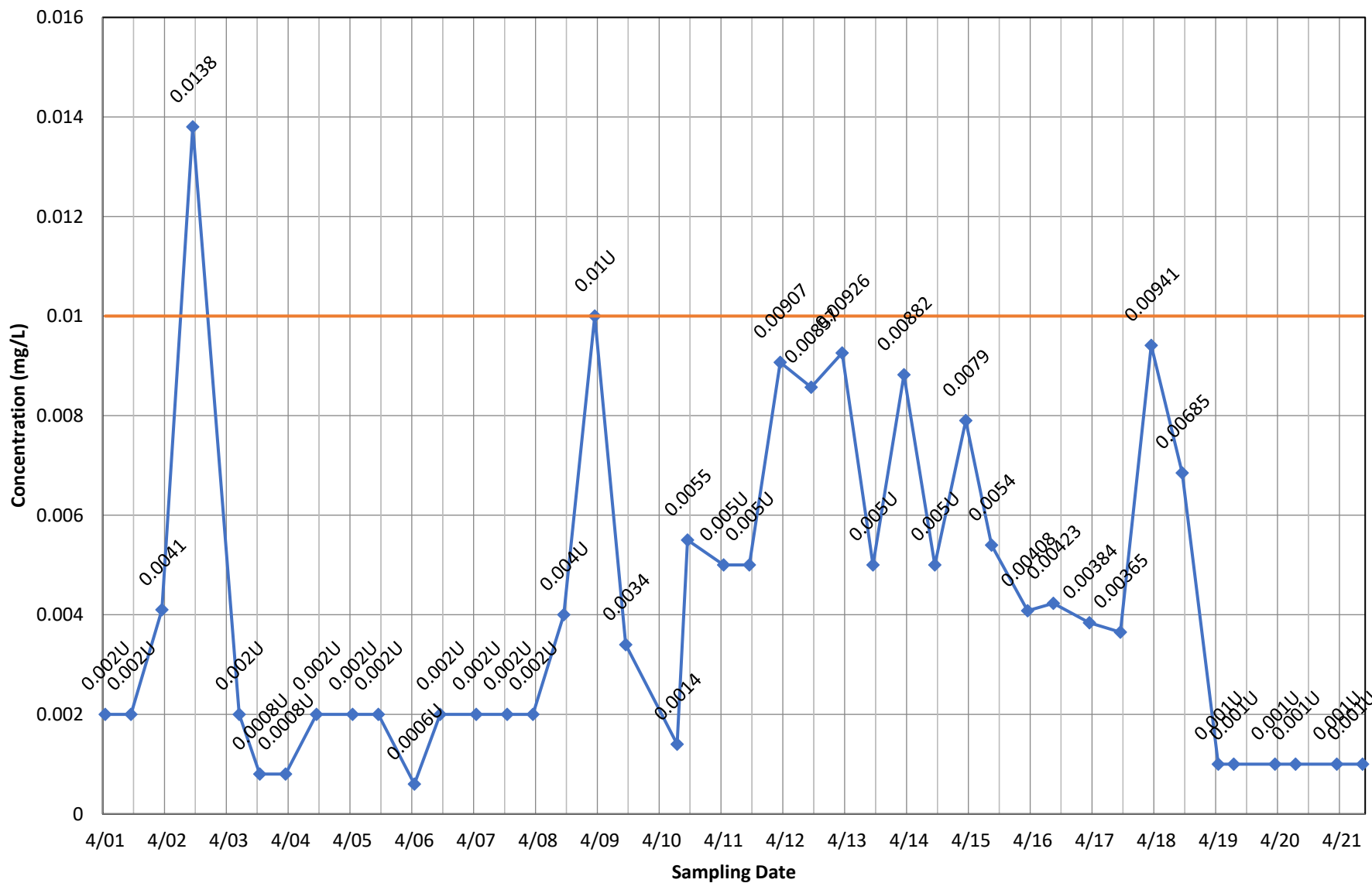
◆ Concentration — Current MCL

Monitoring Well OB04 - Arsenic, dissolved



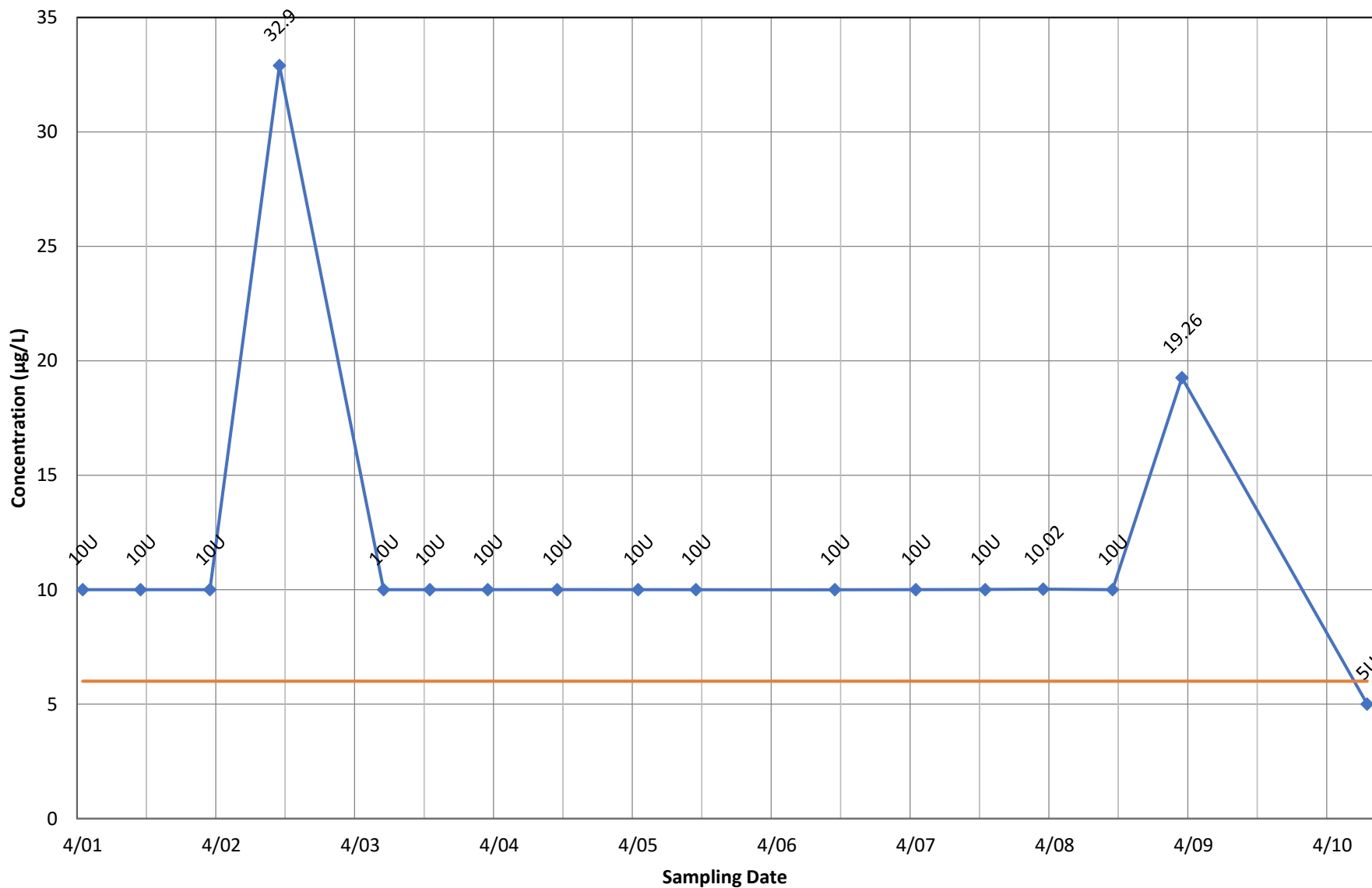
◆ Concentration — Current MCL

Monitoring Well OB04 - Arsenic, total



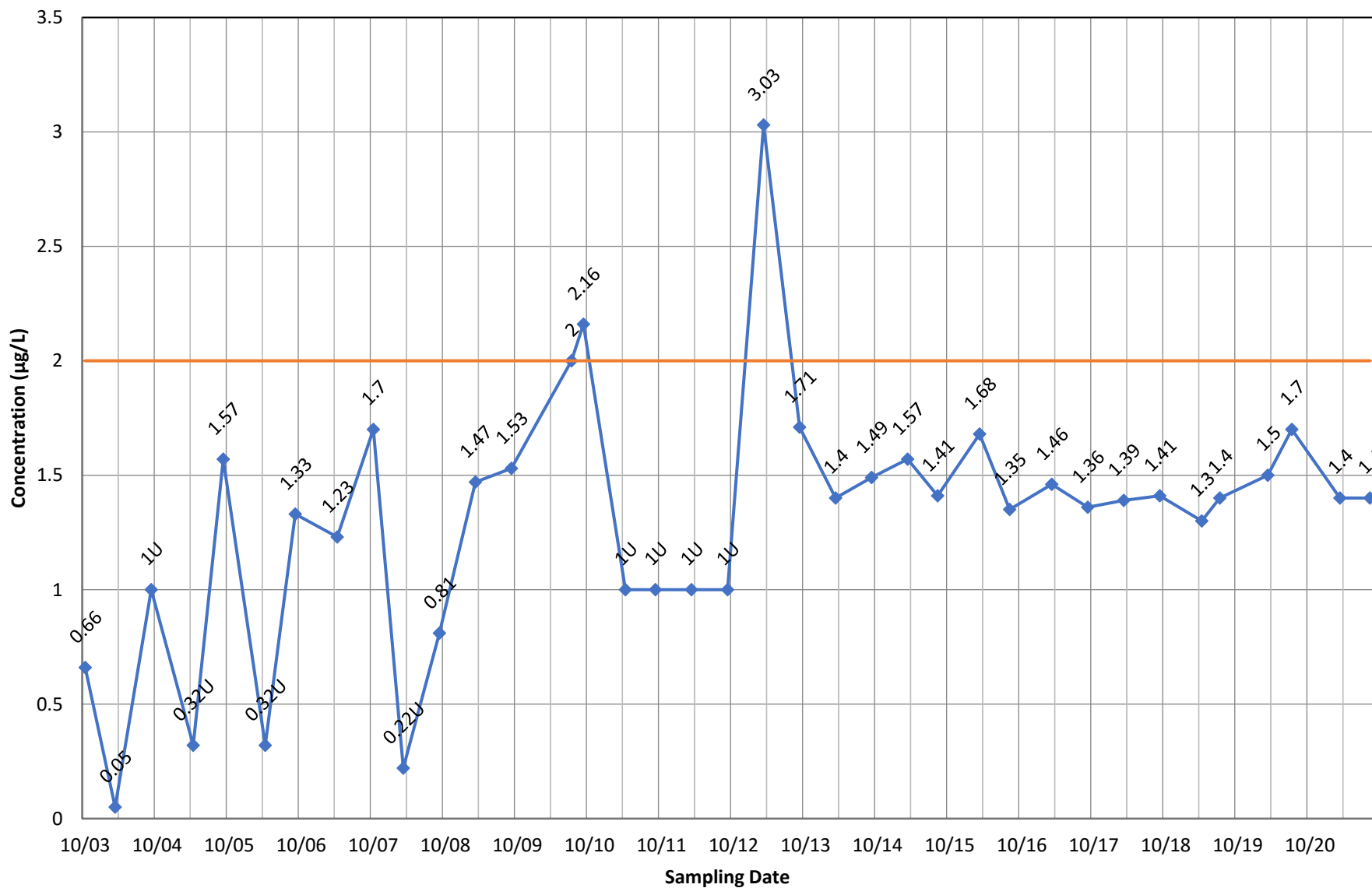
◆ Concentration — Current MCL

Monitoring Well OB04 - Bis(2-Ethylhexyl) Phthalate



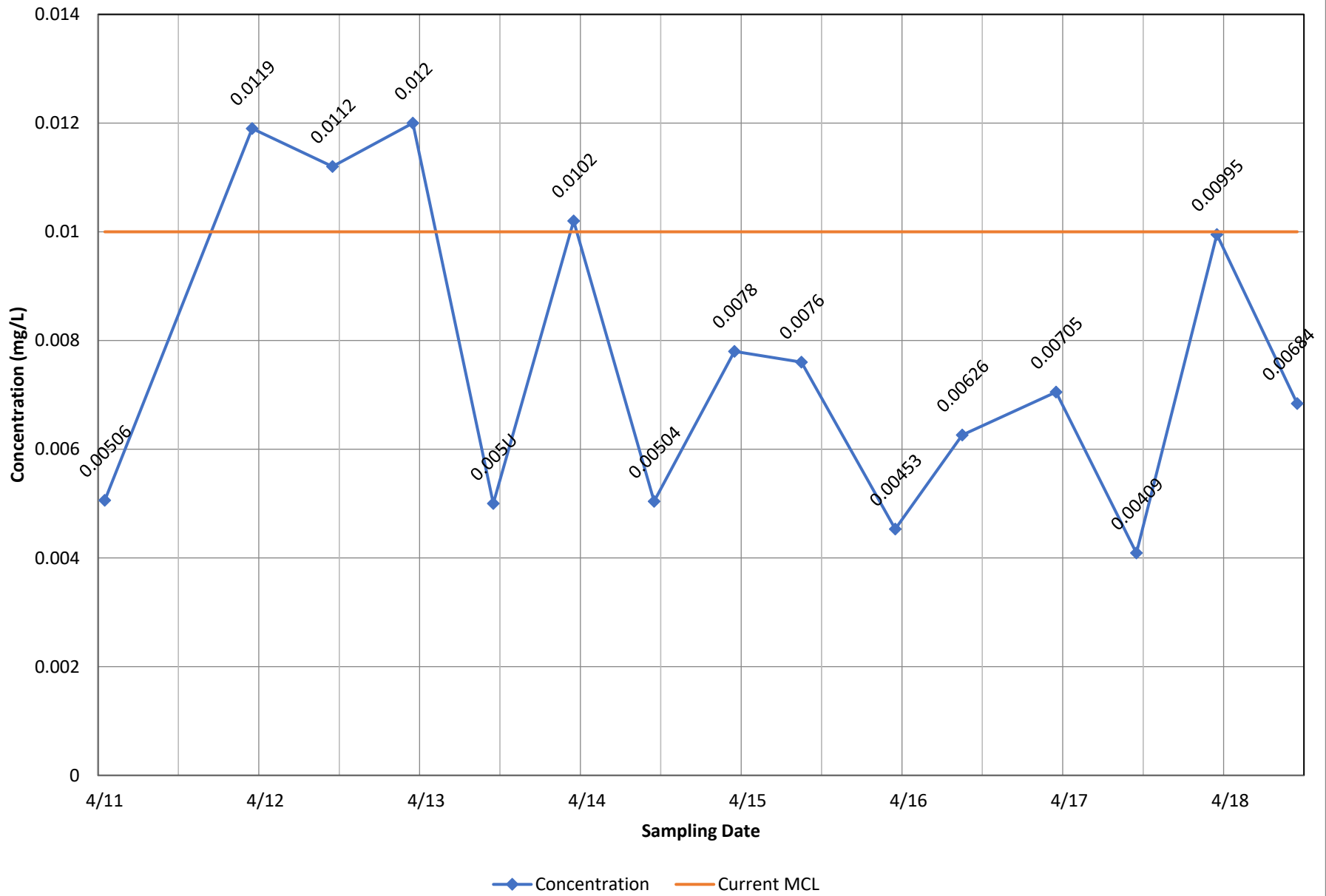
◆ Concentration — Current MCL

Monitoring Well OB04 - Vinyl Chloride

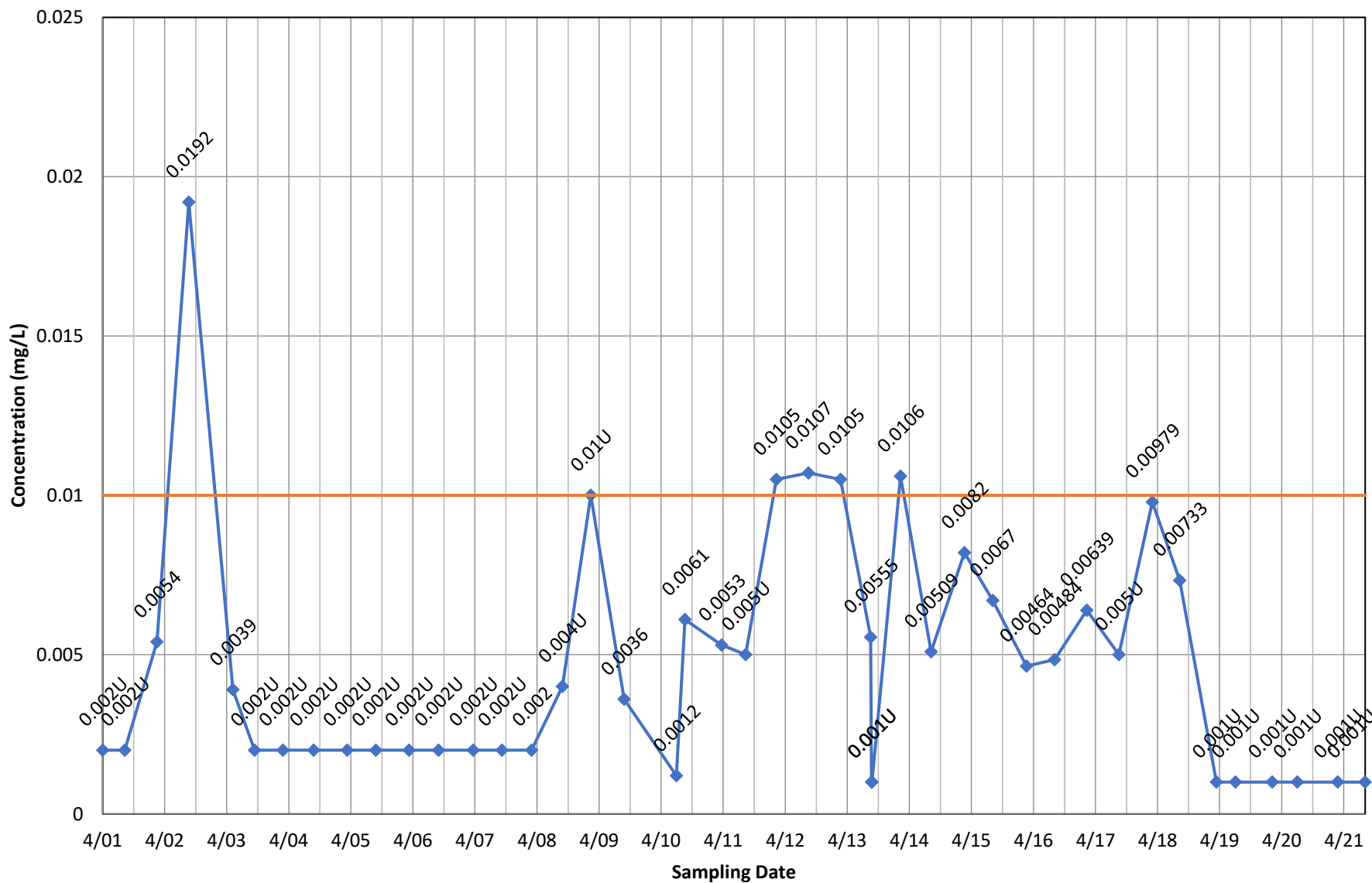


◆ Concentration — Current MCL

Monitoring Well OB04A - Arsenic, dissolved

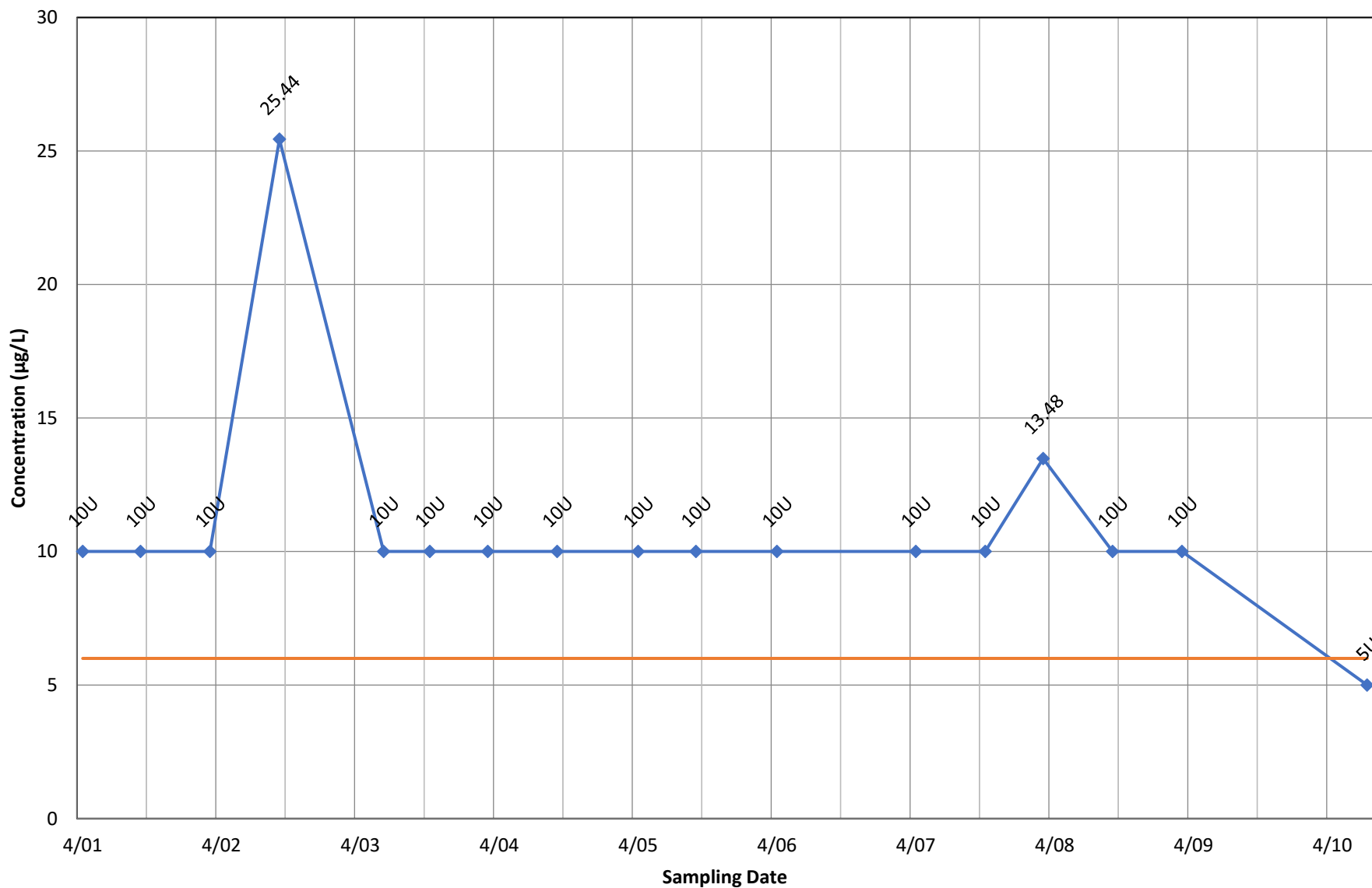


Monitoring Well OB04A - Arsenic, total



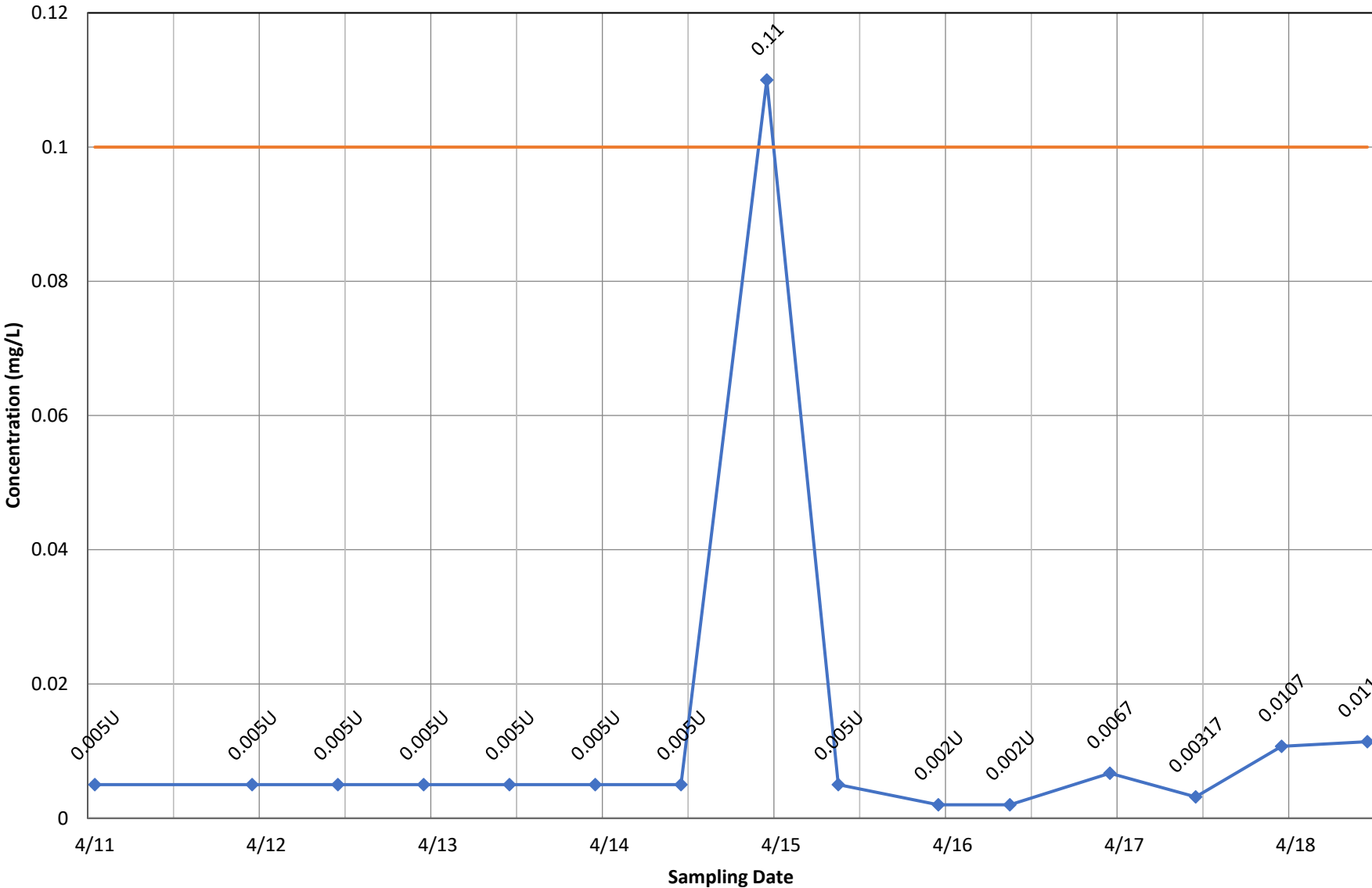
◆ Concentration — Current MCL

Monitoring Well OB04A - Bis(2-Ethylhexyl) Phthalate



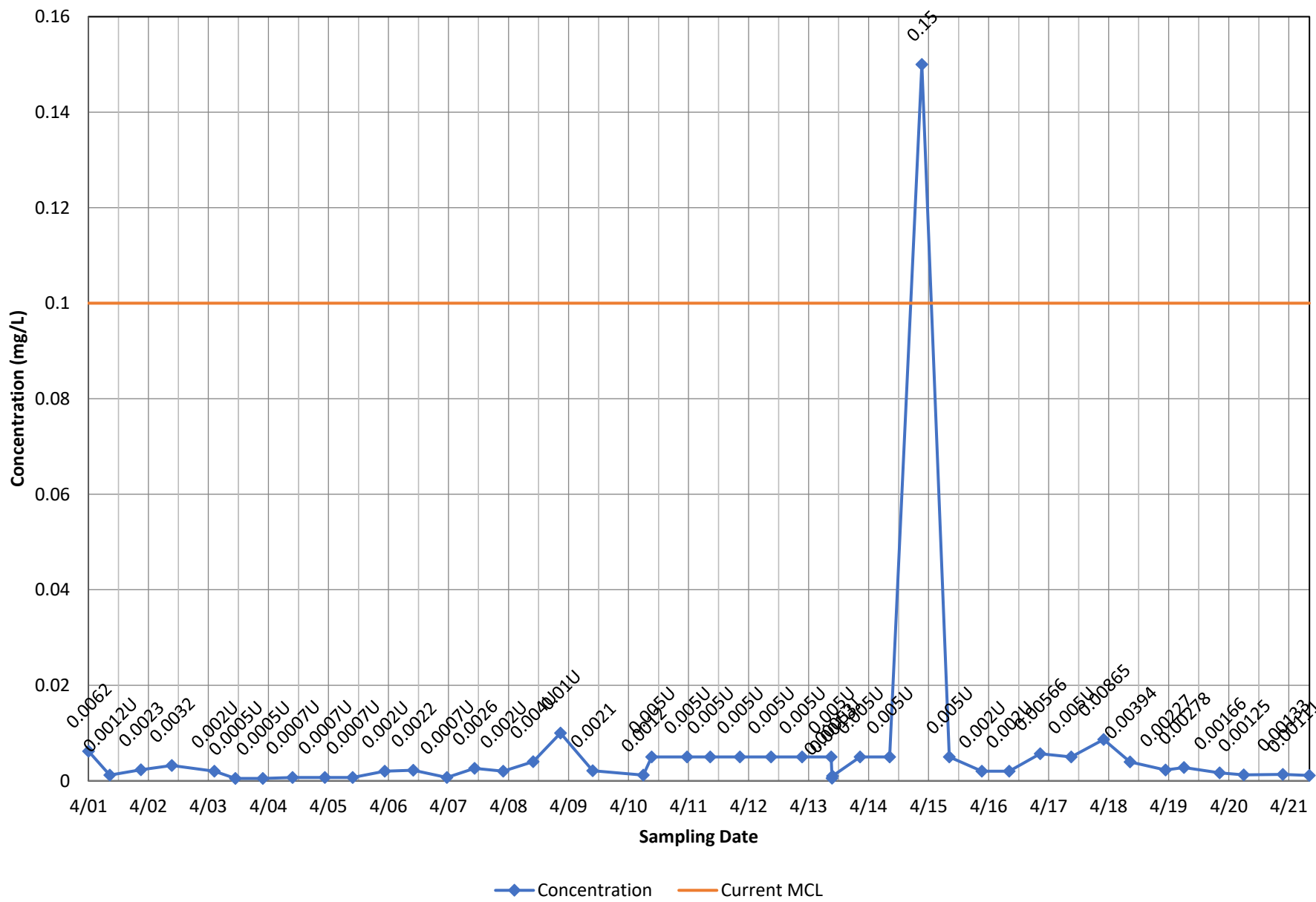
◆ Concentration — Current MCL

Monitoring Well OB04A - Chromium, dissolved

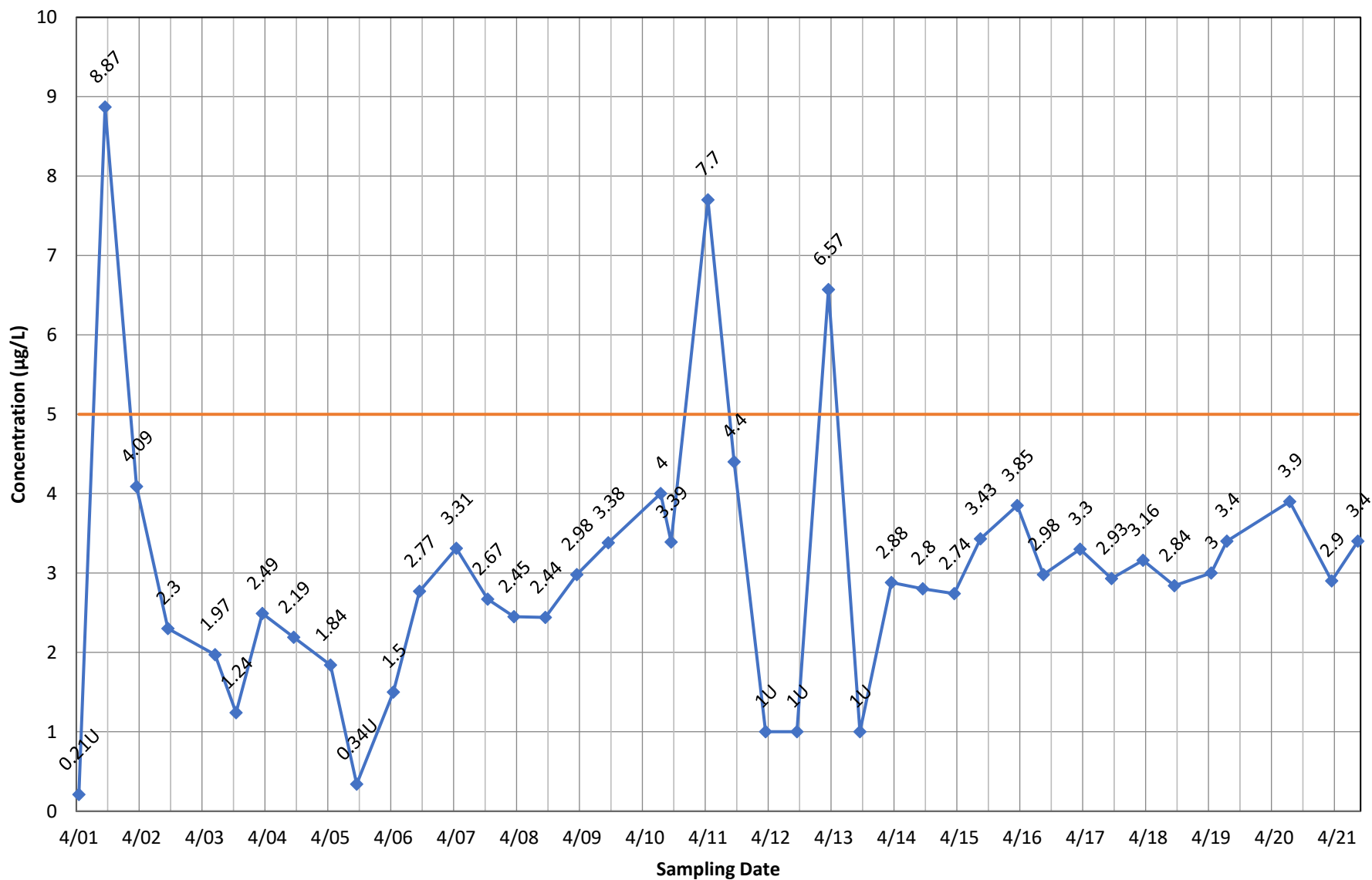


◆ Concentration — Current MCL

Monitoring Well OB04A - Chromium, total

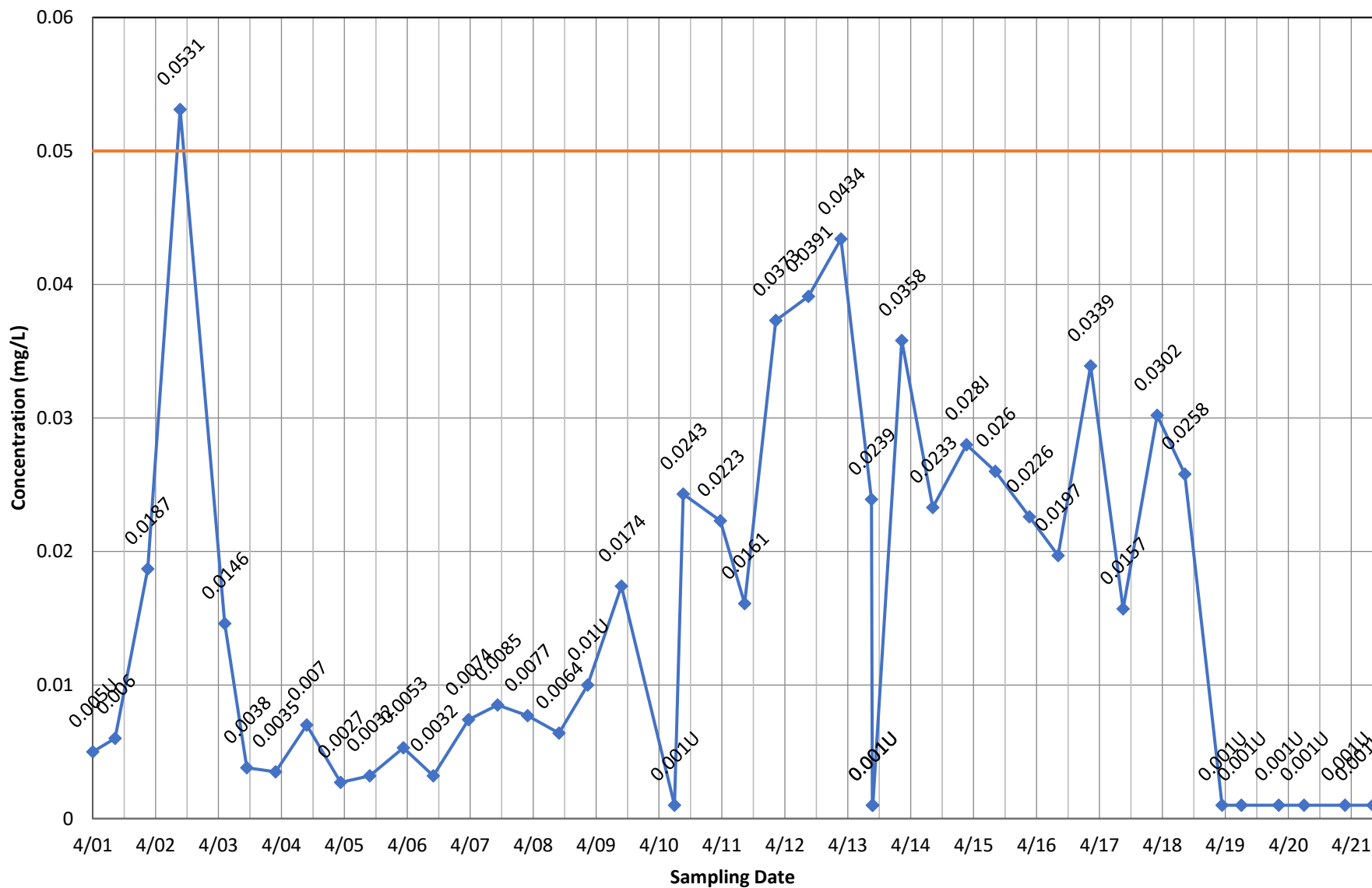


Monitoring Well OB04A - Methylene Chloride



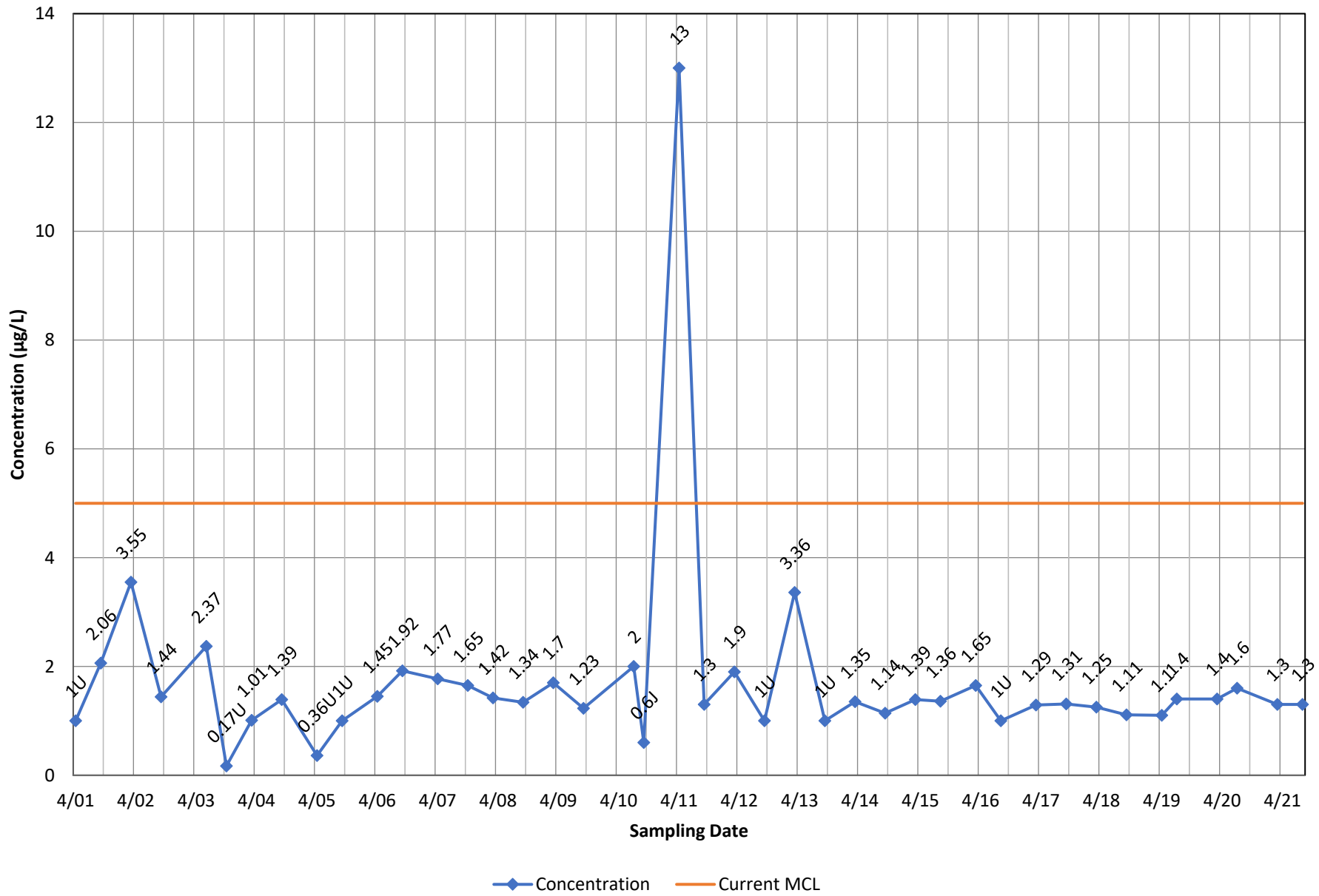
◆ Concentration — Current MCL

Monitoring Well OB04A - Selenium, total

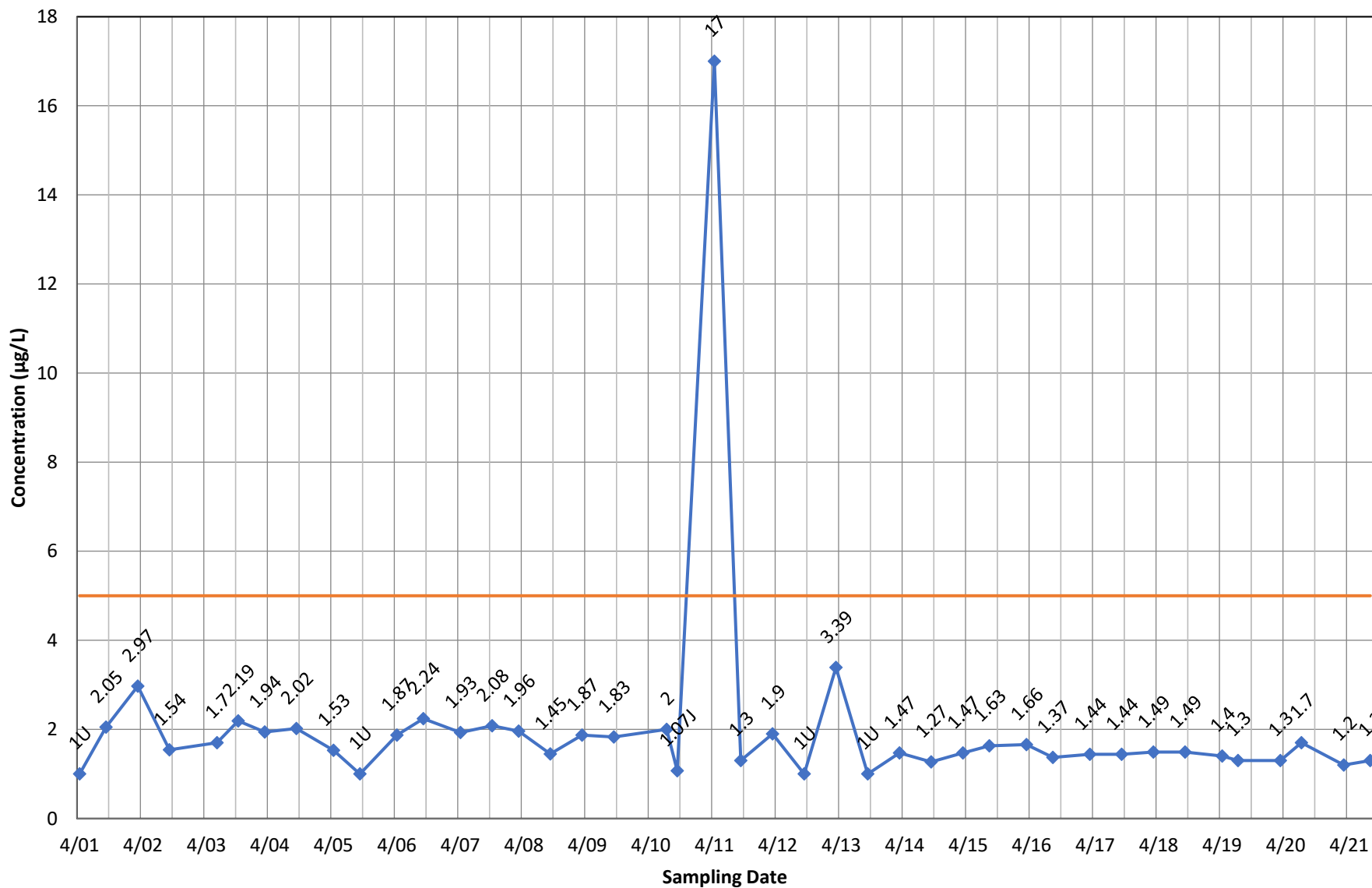


◆ Concentration — Current MCL

Monitoring Well OB04A - Tetrachloroethene

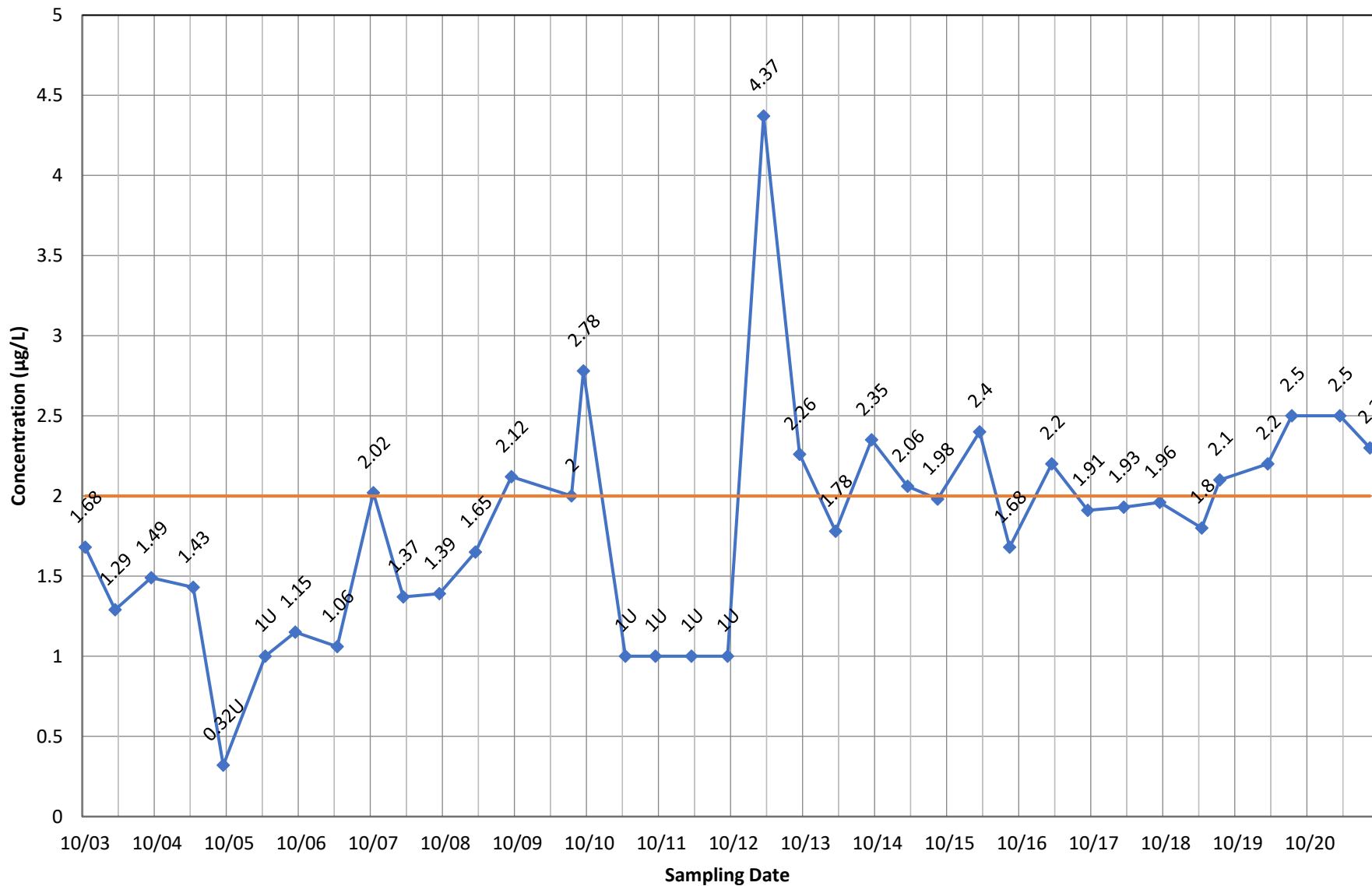


Monitoring Well OB04A - Trichloroethene



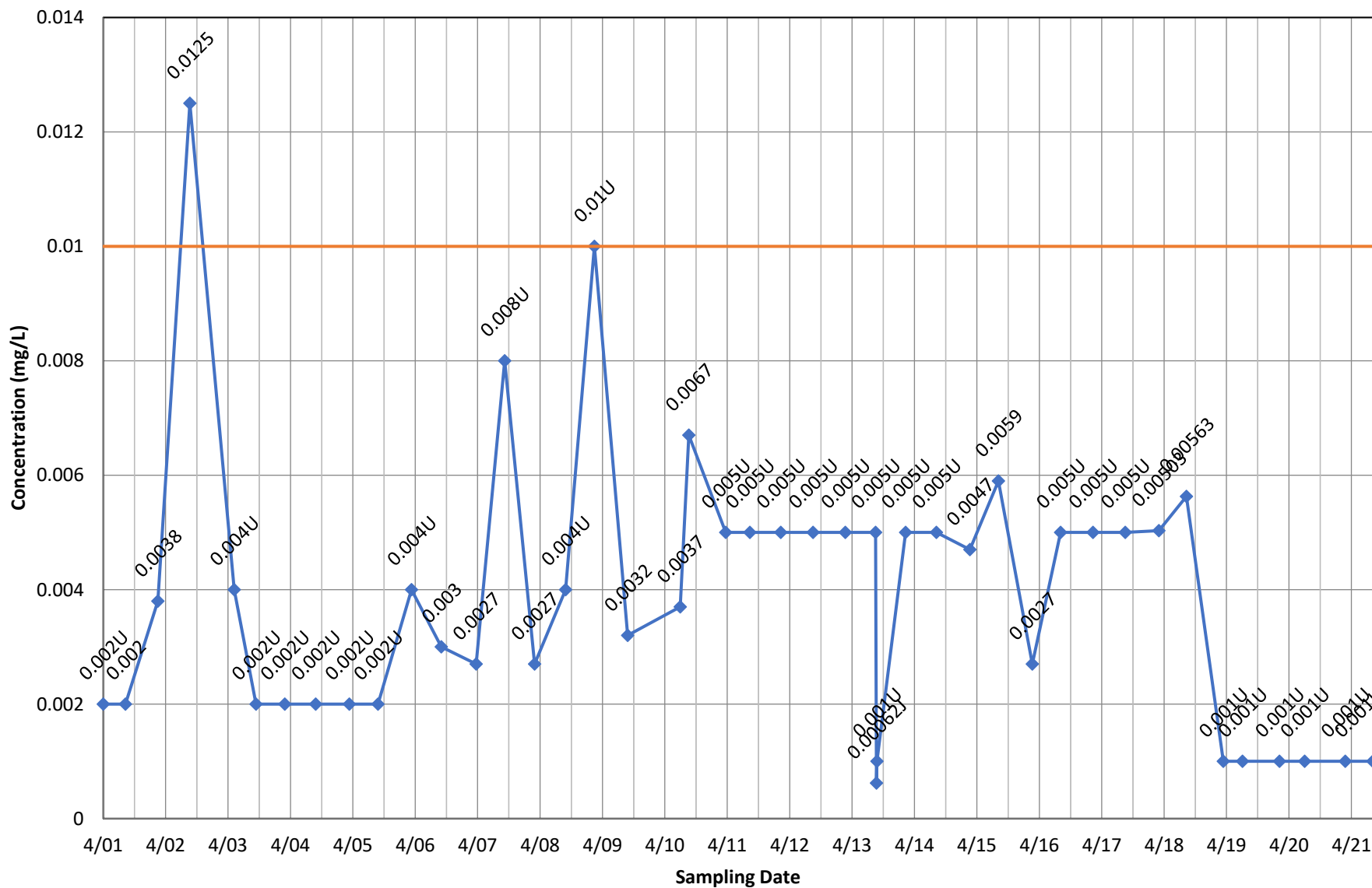
◆ Concentration — Current MCL

Monitoring Well OB04A - Vinyl Chloride



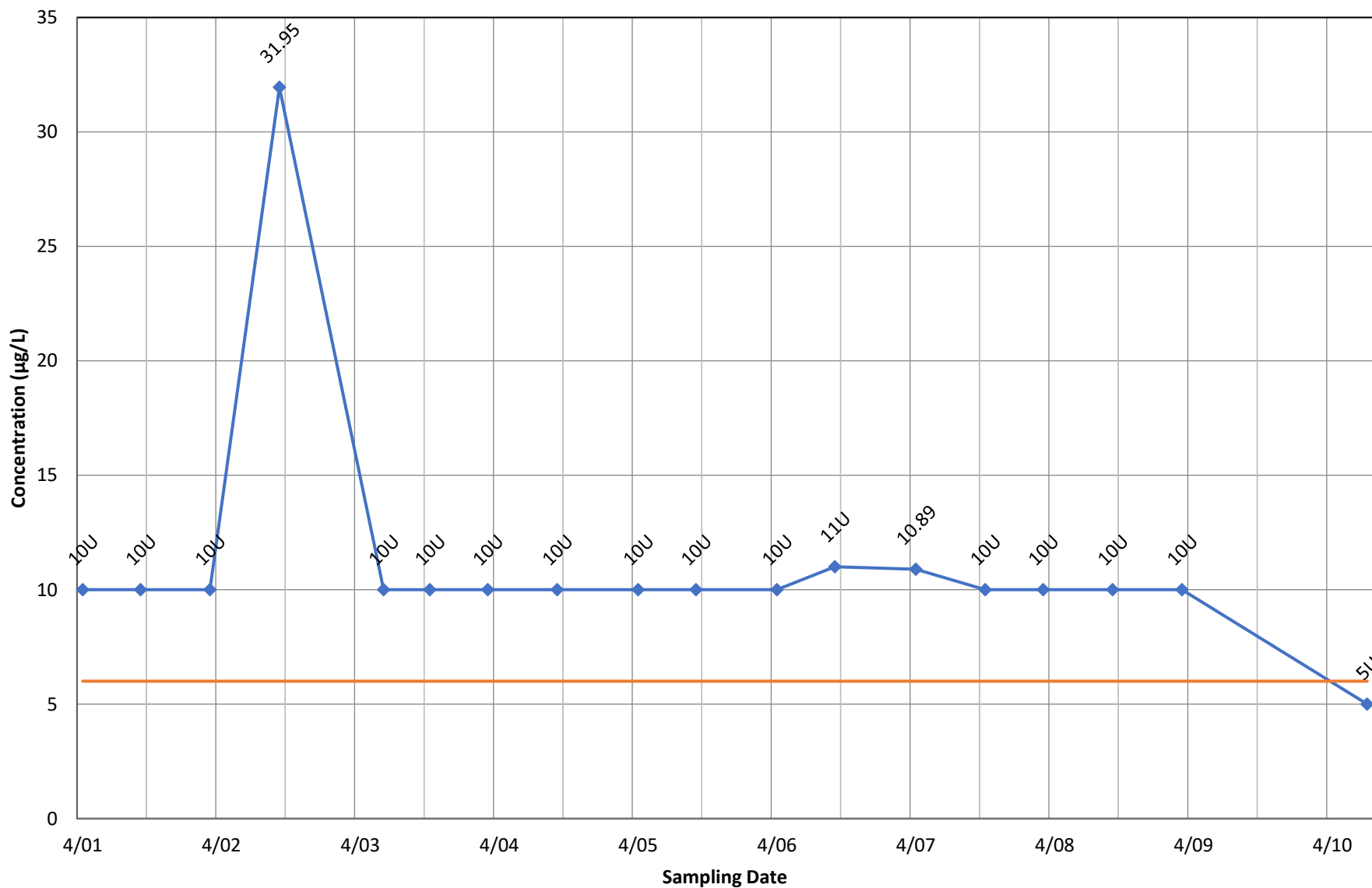
◆ Concentration — Current MCL

Monitoring Well OB06 - Arsenic, total



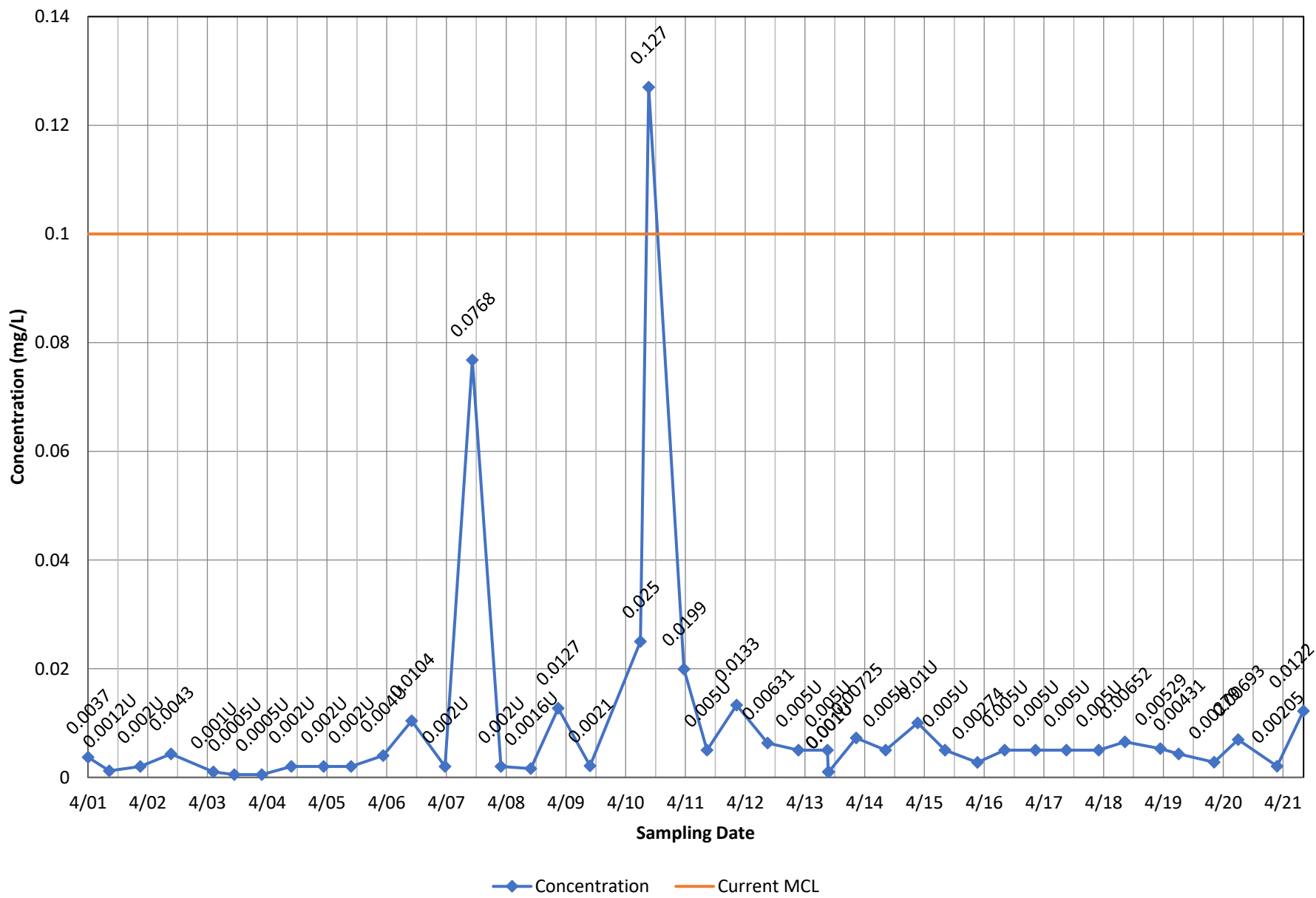
◆ Concentration — Current MCL

Monitoring Well OB06 - Bis(2-Ethylhexyl) Phthalate

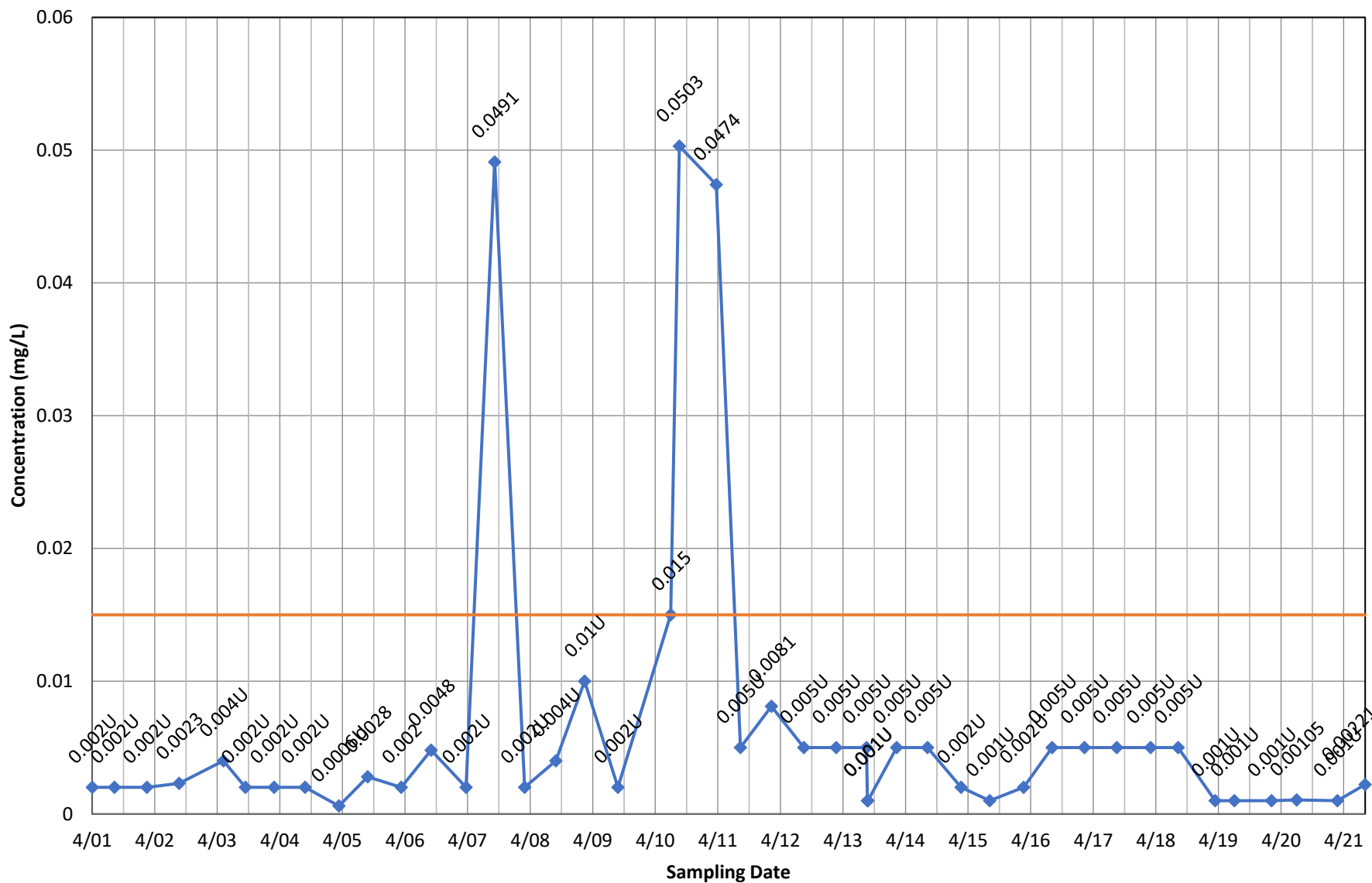


◆ Concentration — Current MCL

Monitoring Well OB06 - Chromium, total

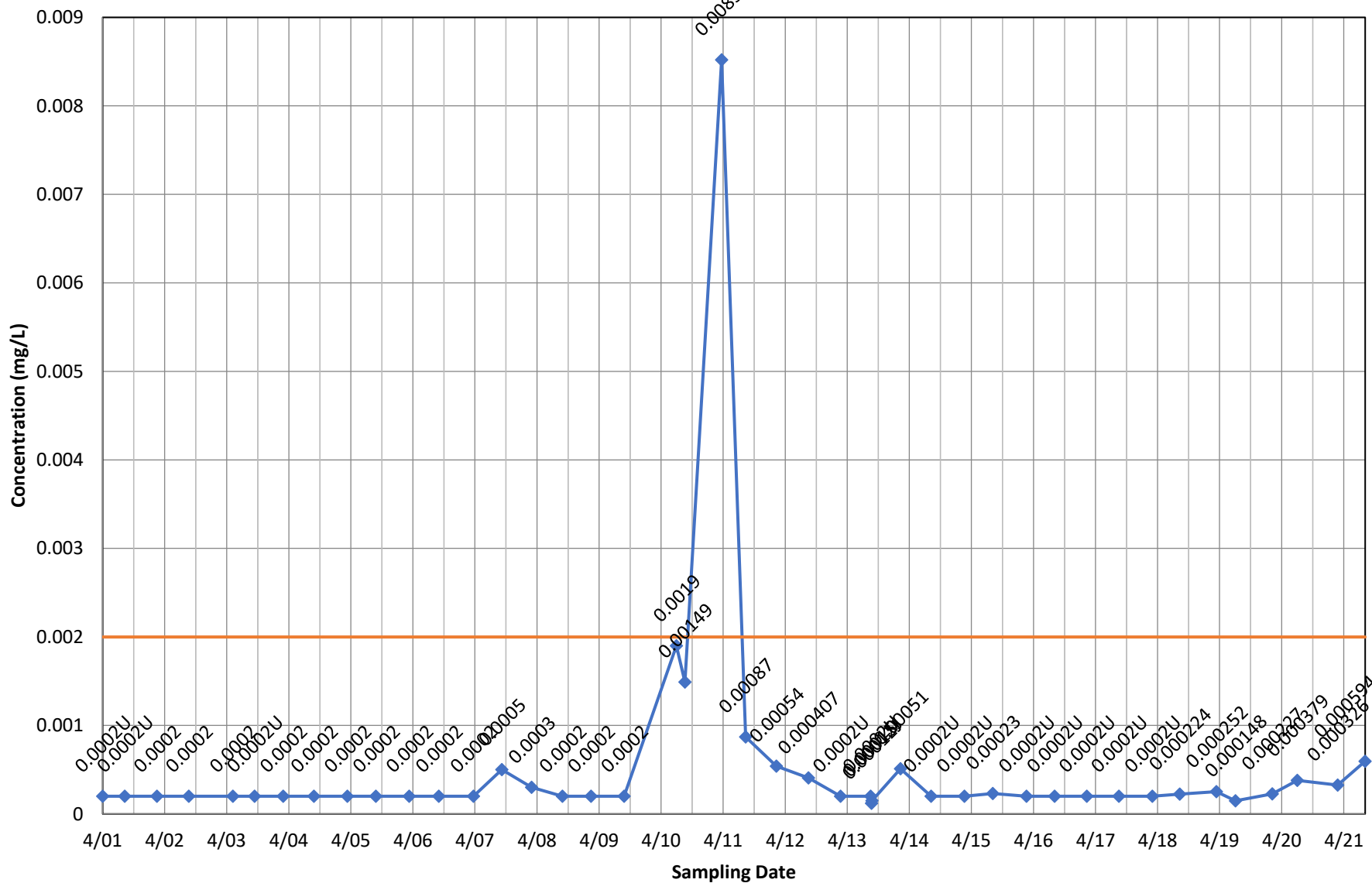


Monitoring Well OB06 - Lead, total



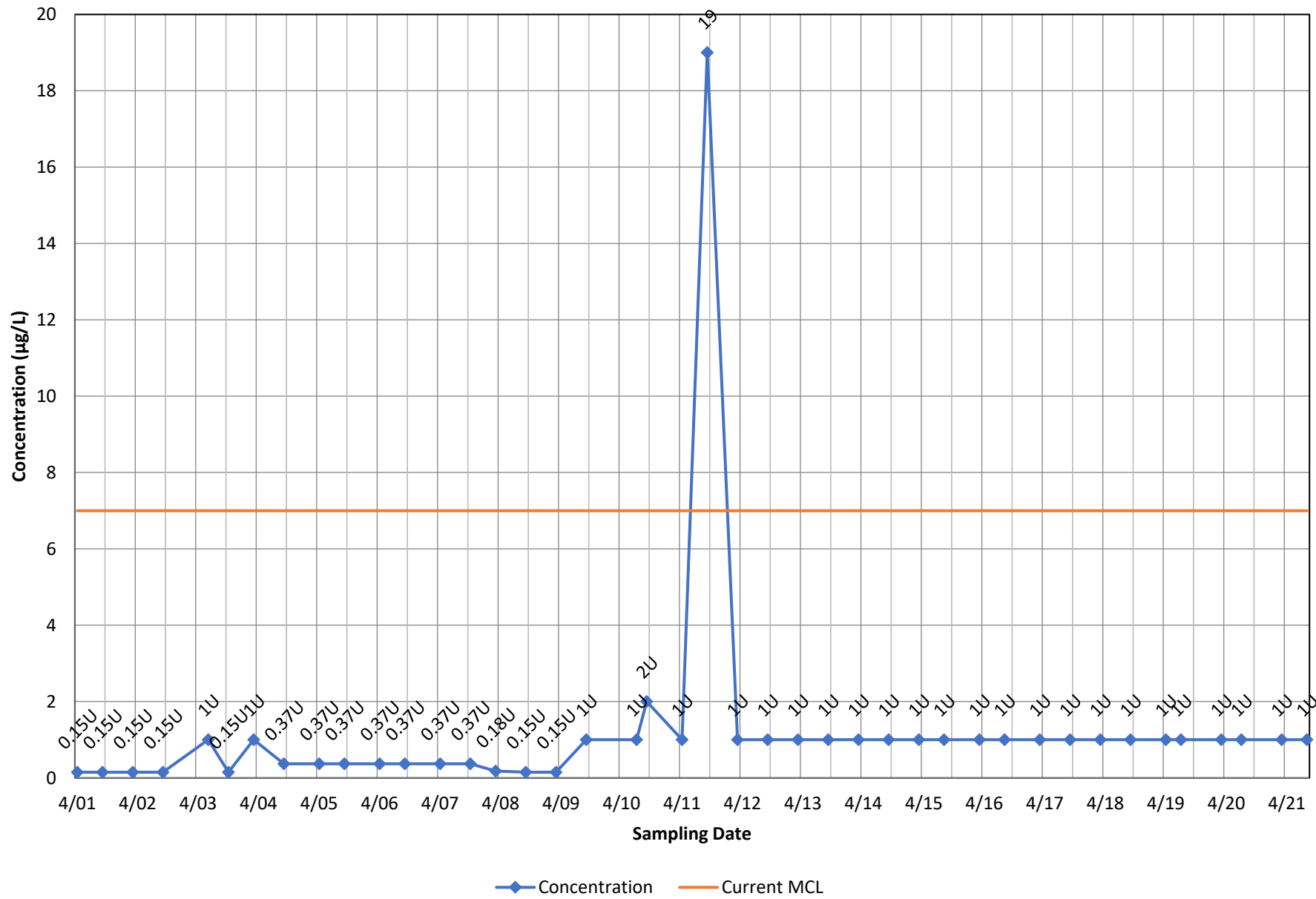
◆ Concentration — Current MCL

Monitoring Well OB06 - Mercury, total

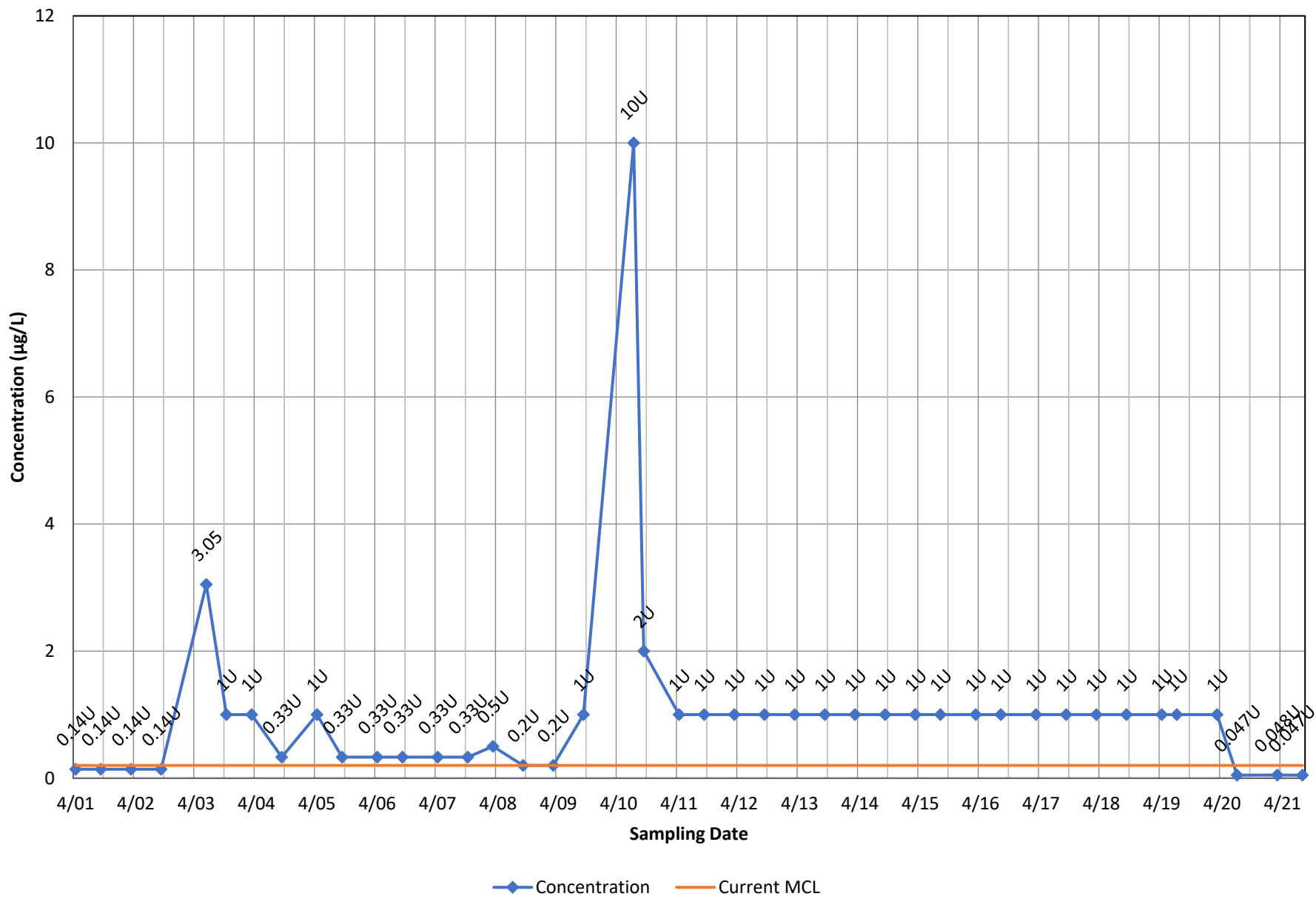


◆ Concentration — Current MCL

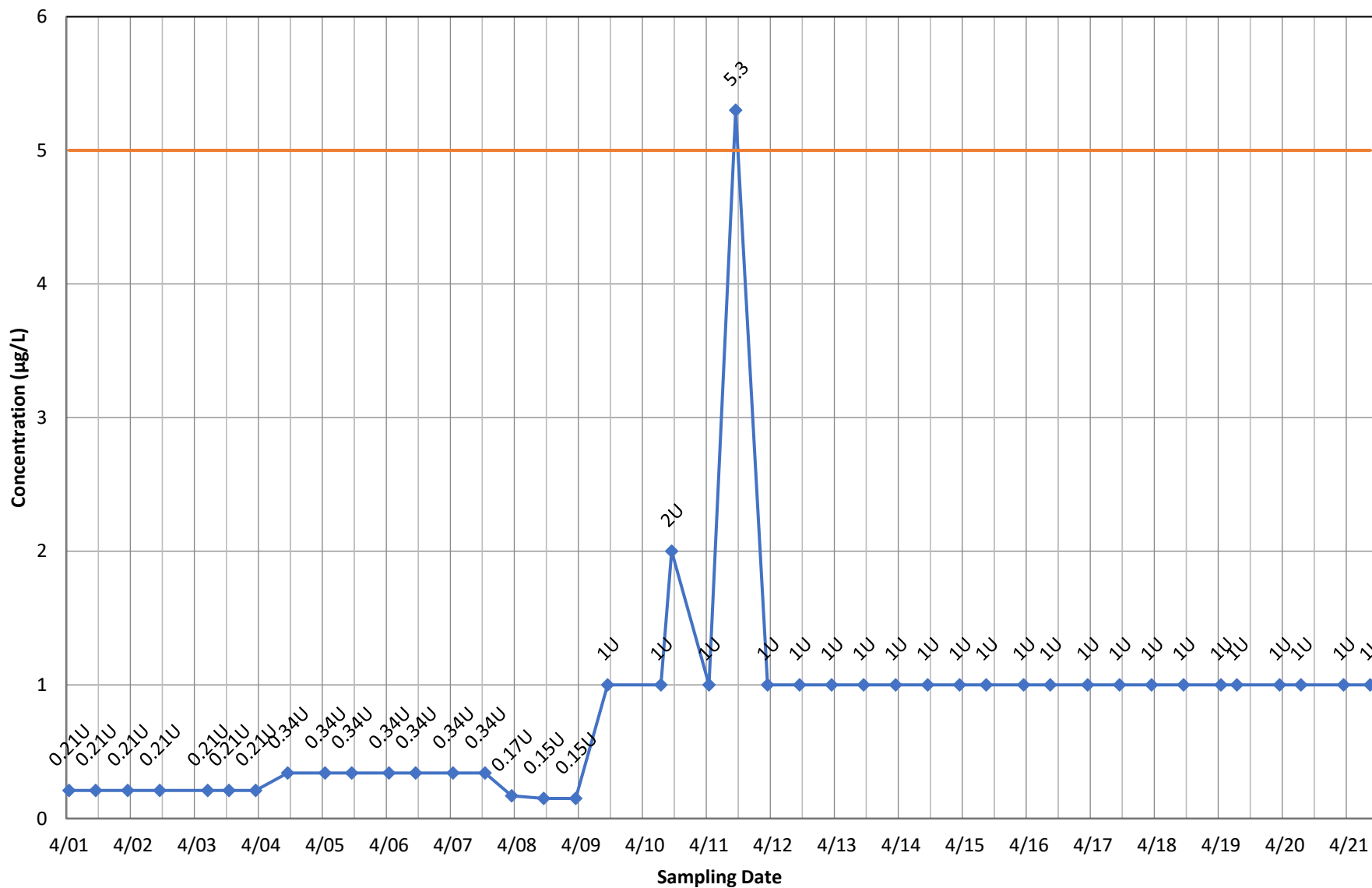
Monitoring Well OB07 - 1,1-Dichloroethene



Monitoring Well OB07 - 1,2-Dibromo-3-chloropropane

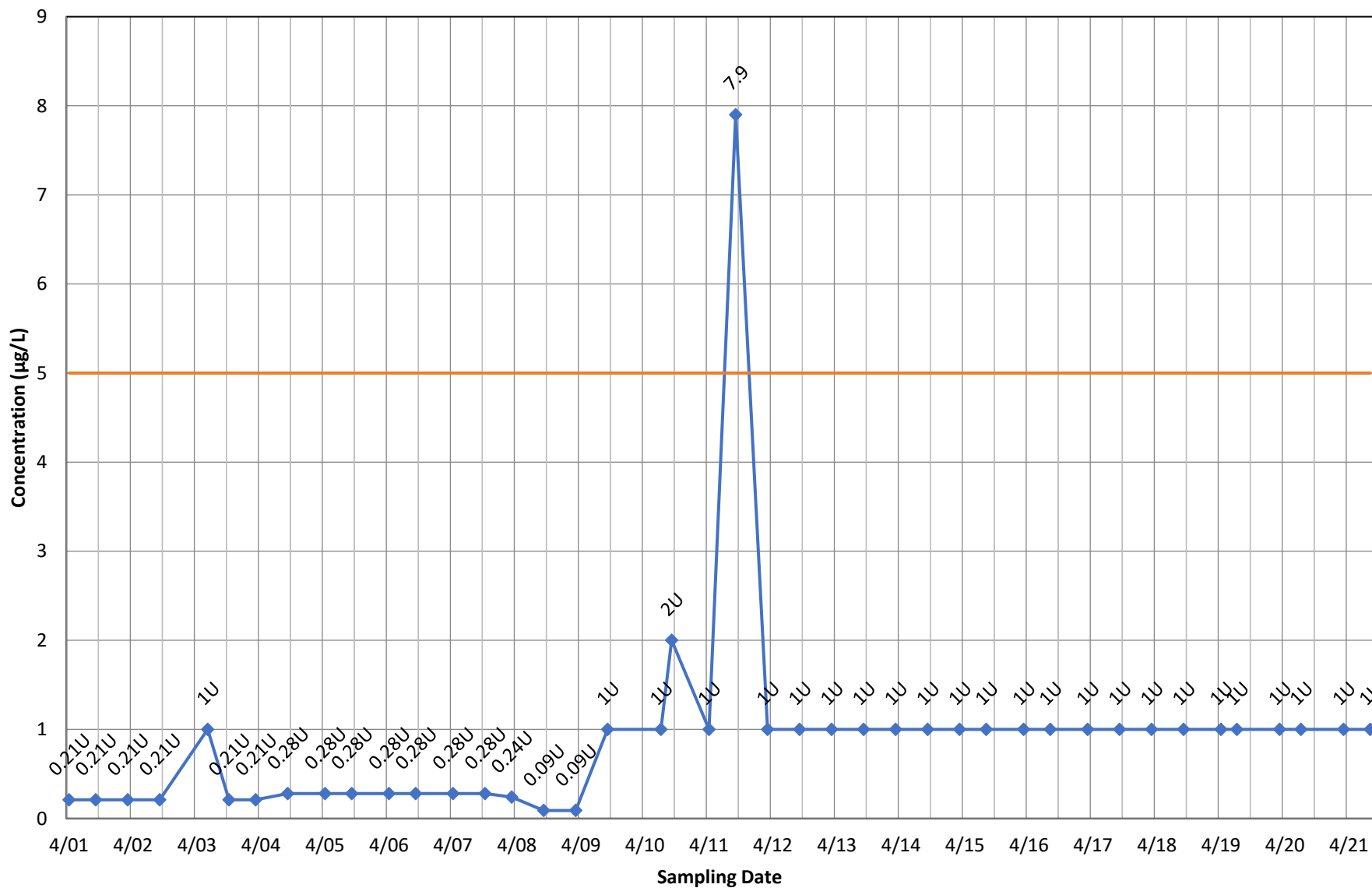


Monitoring Well OB07 - 1,2-Dichloropropane



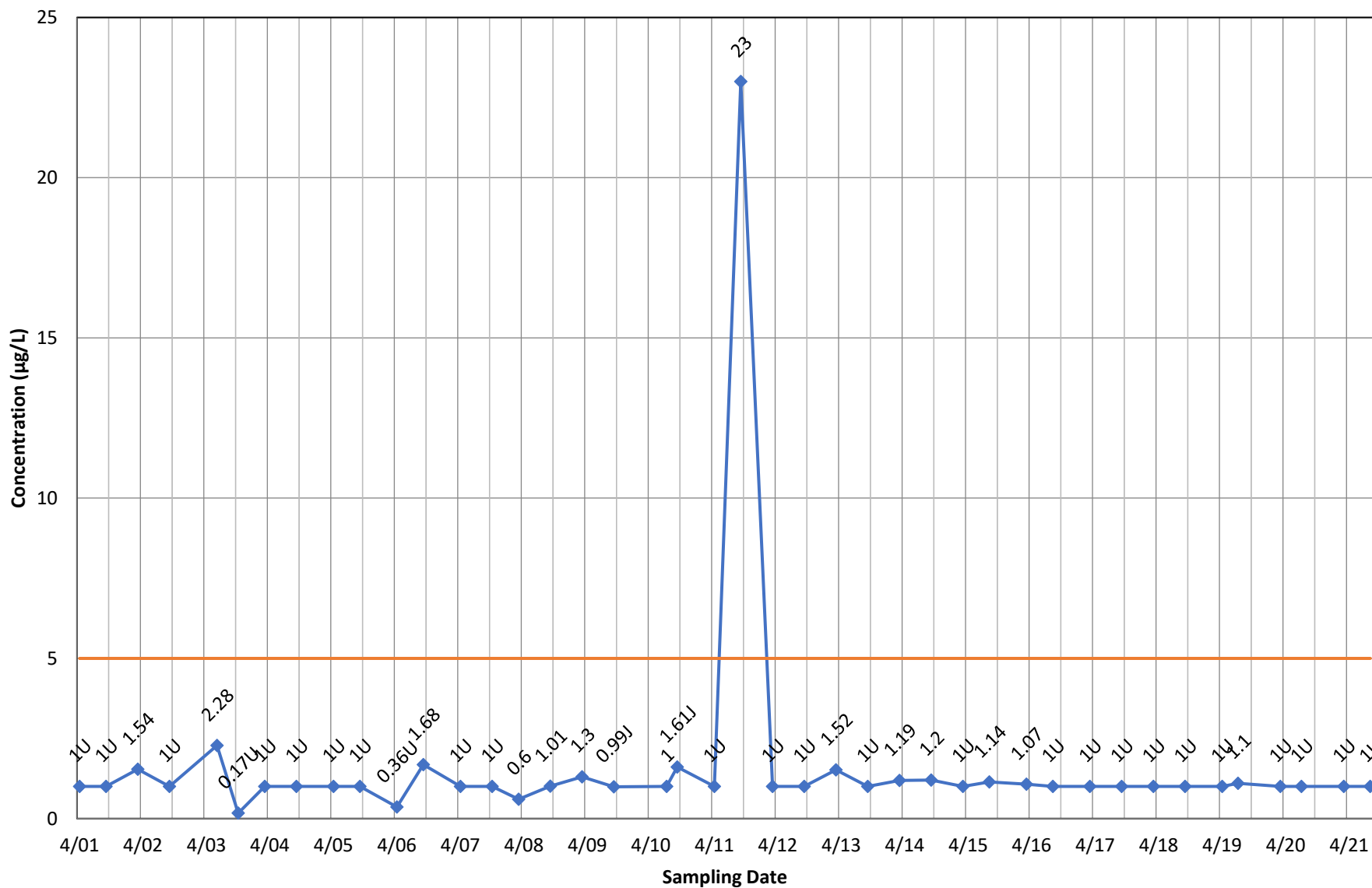
◆ Concentration — Current MCL

Monitoring Well OB07 - Benzene



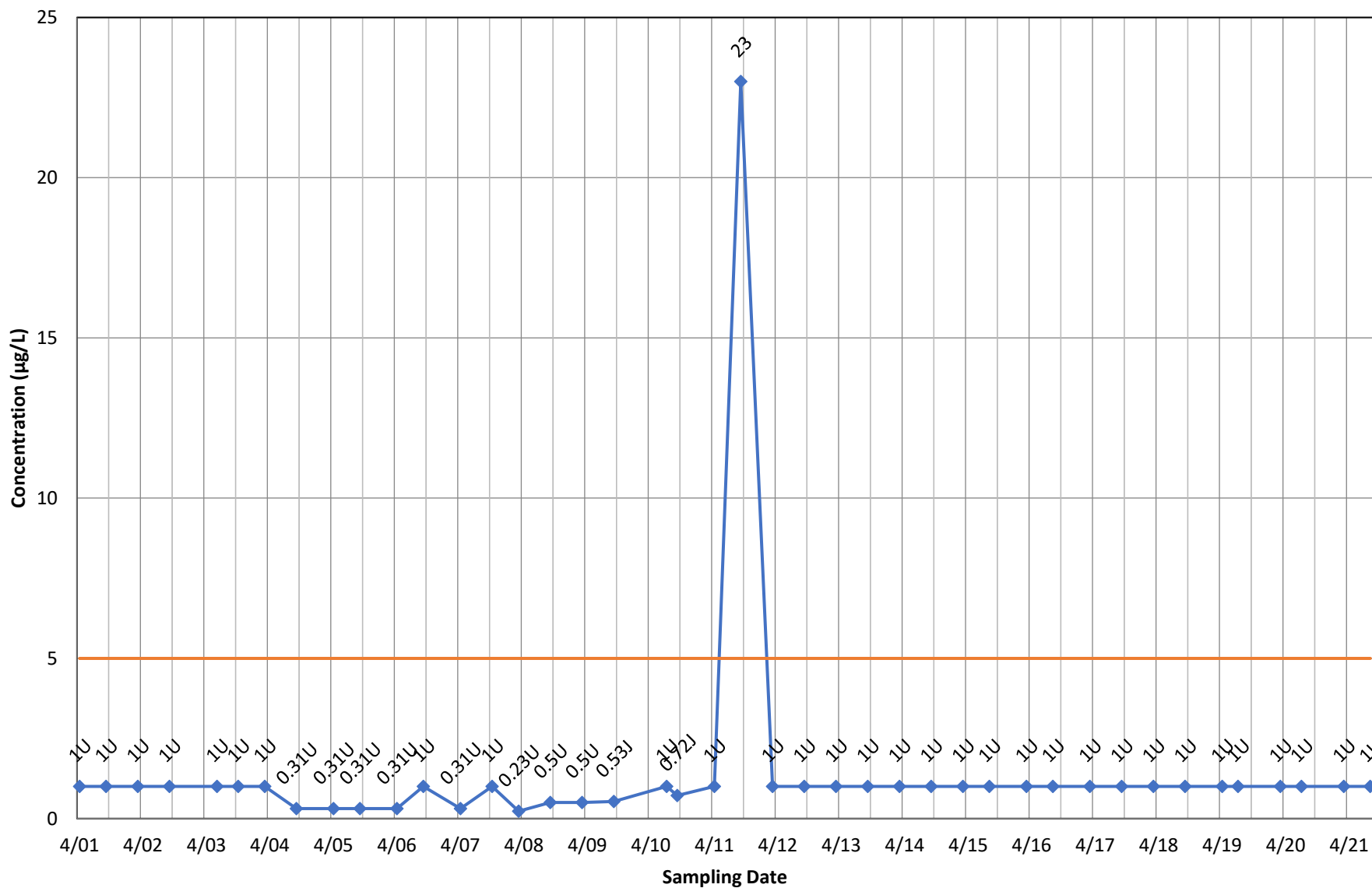
◆ Concentration — Current MCL

Monitoring Well OB07 - Tetrachloroethene



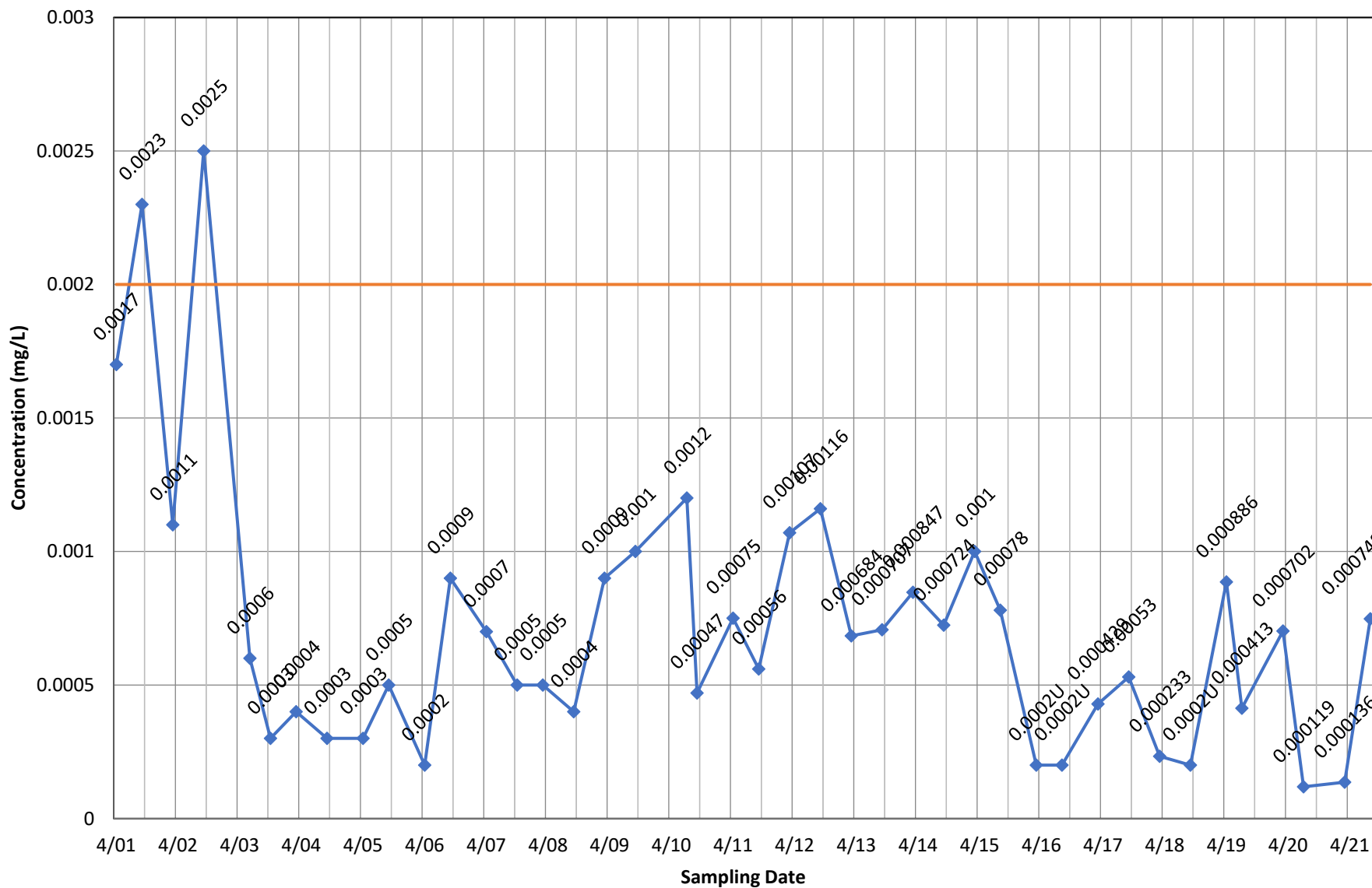
◆ Concentration — Current MCL

Monitoring Well OB07 - Trichloroethene



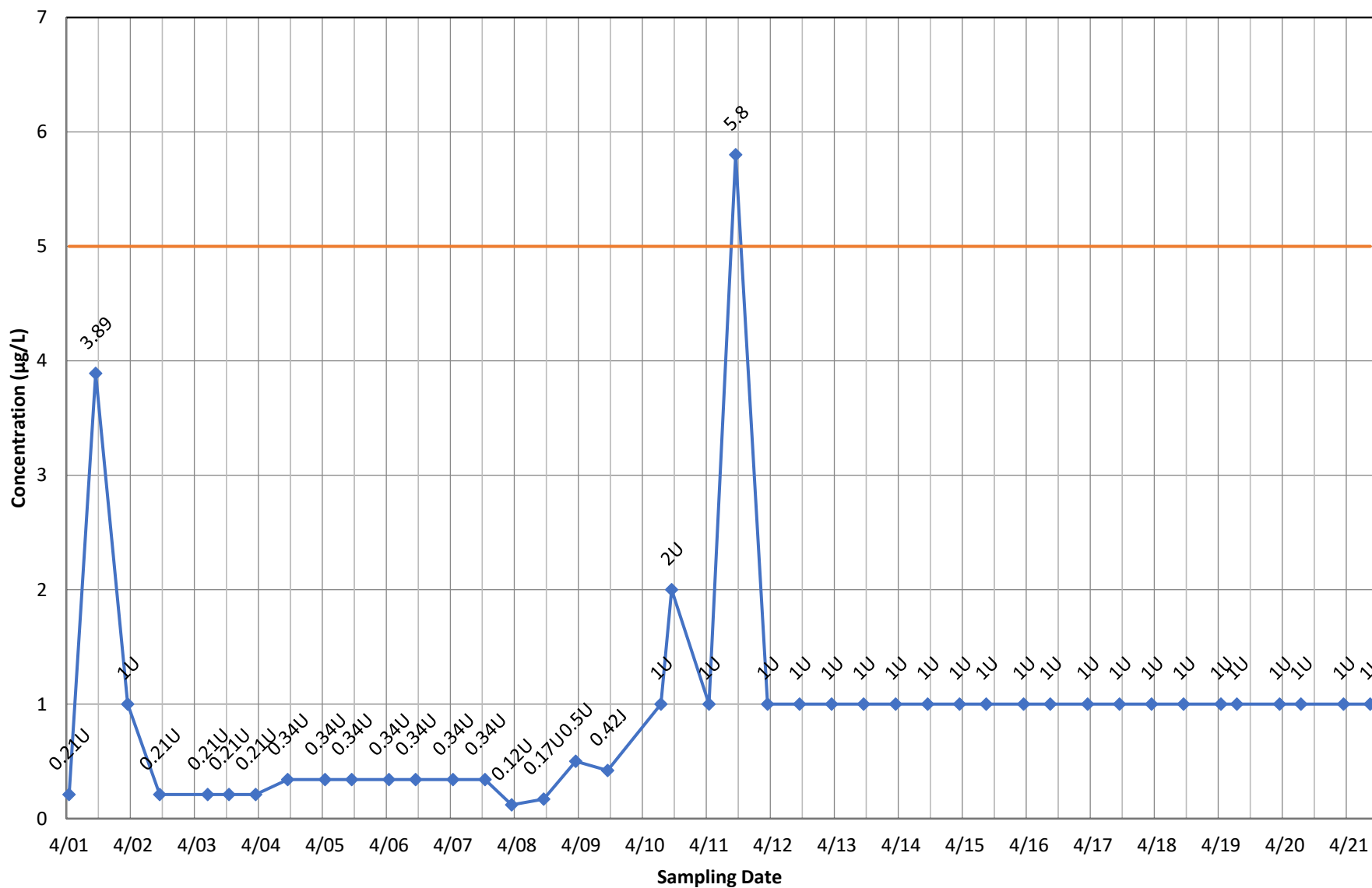
◆ Concentration — Current MCL

Monitoring Well OB07A - Mercury, total



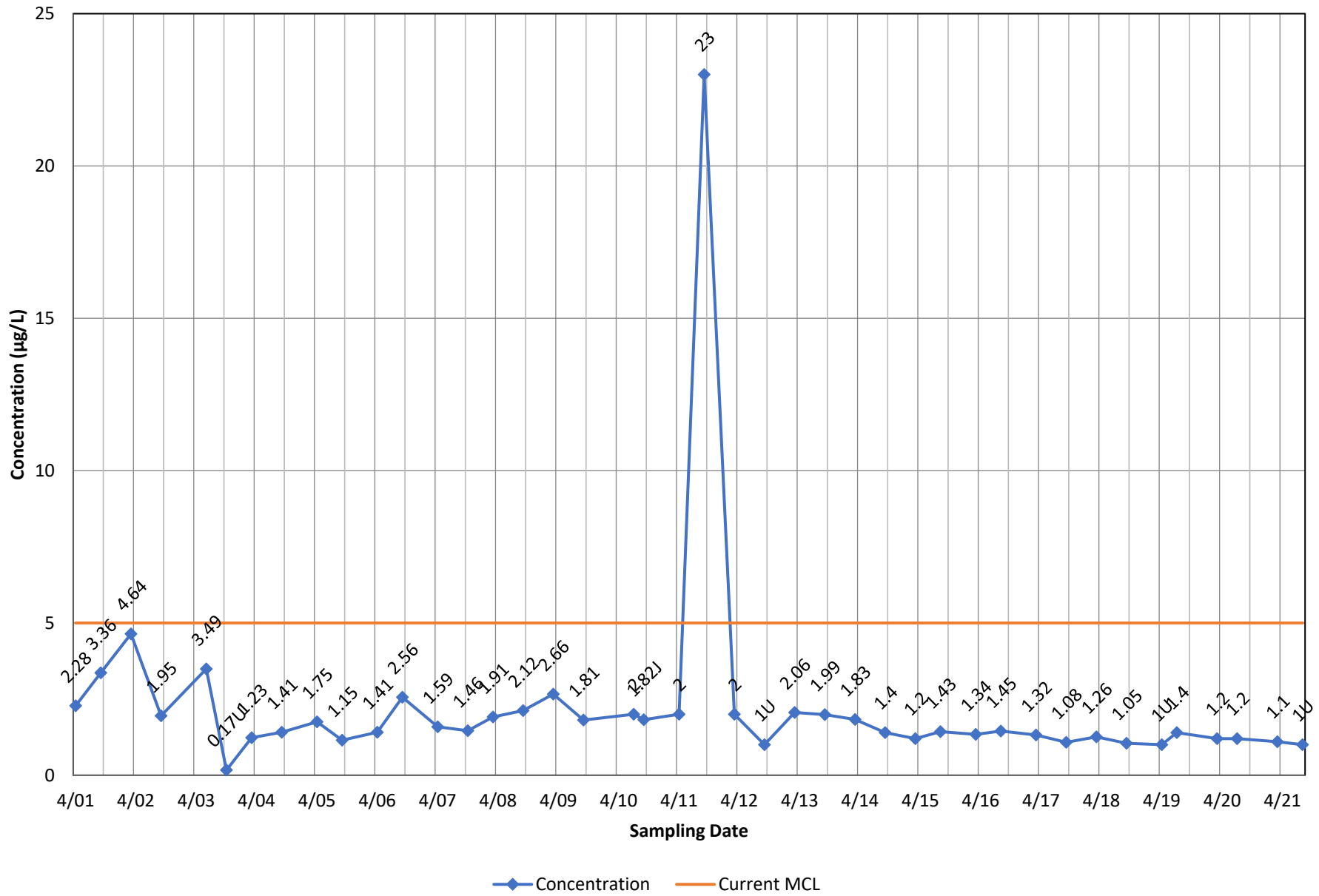
◆ Concentration — Current MCL

Monitoring Well OB07A - Methylene Chloride

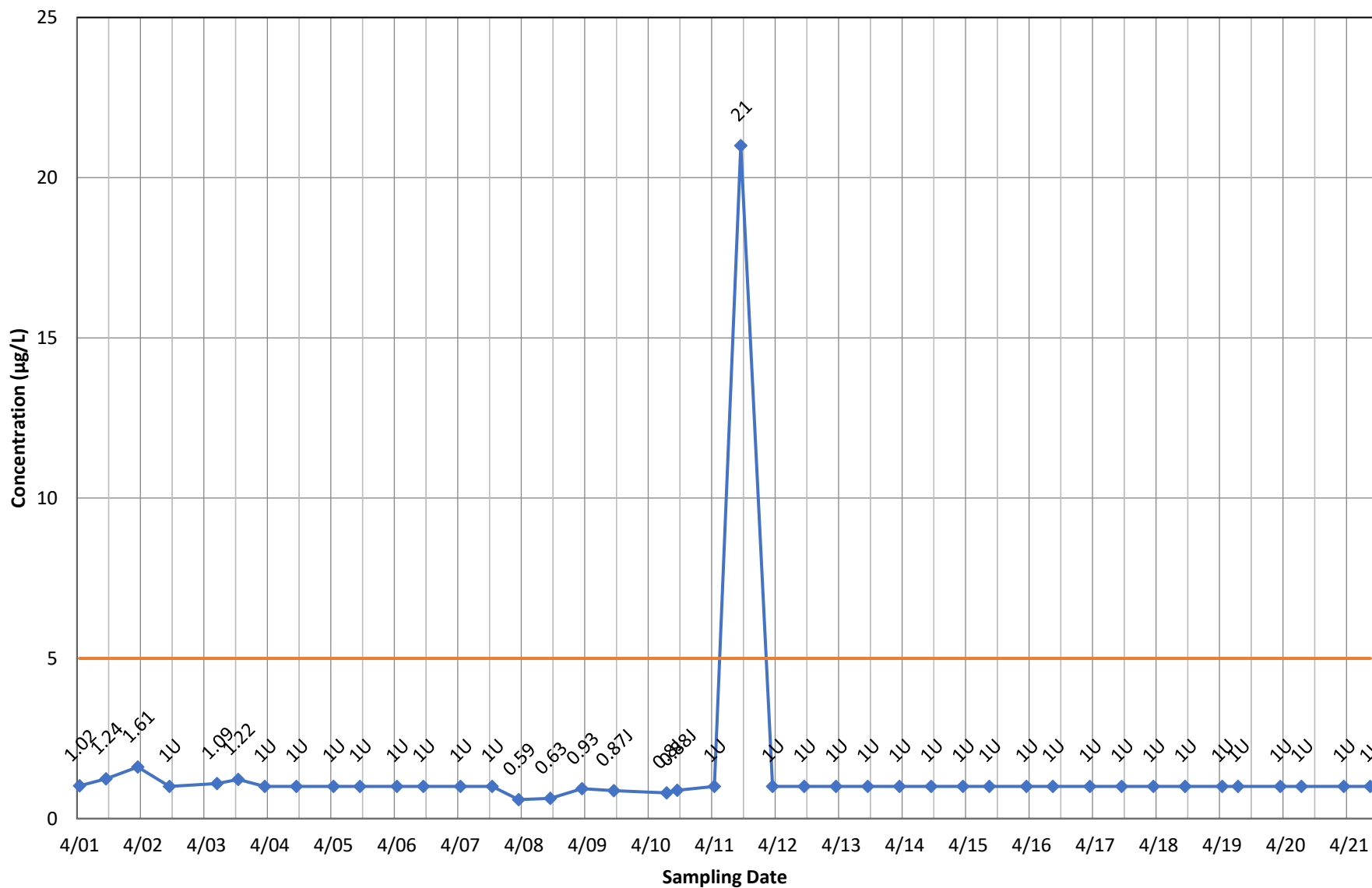


◆ Concentration — Current MCL

Monitoring Well OB07A - Tetrachloroethene

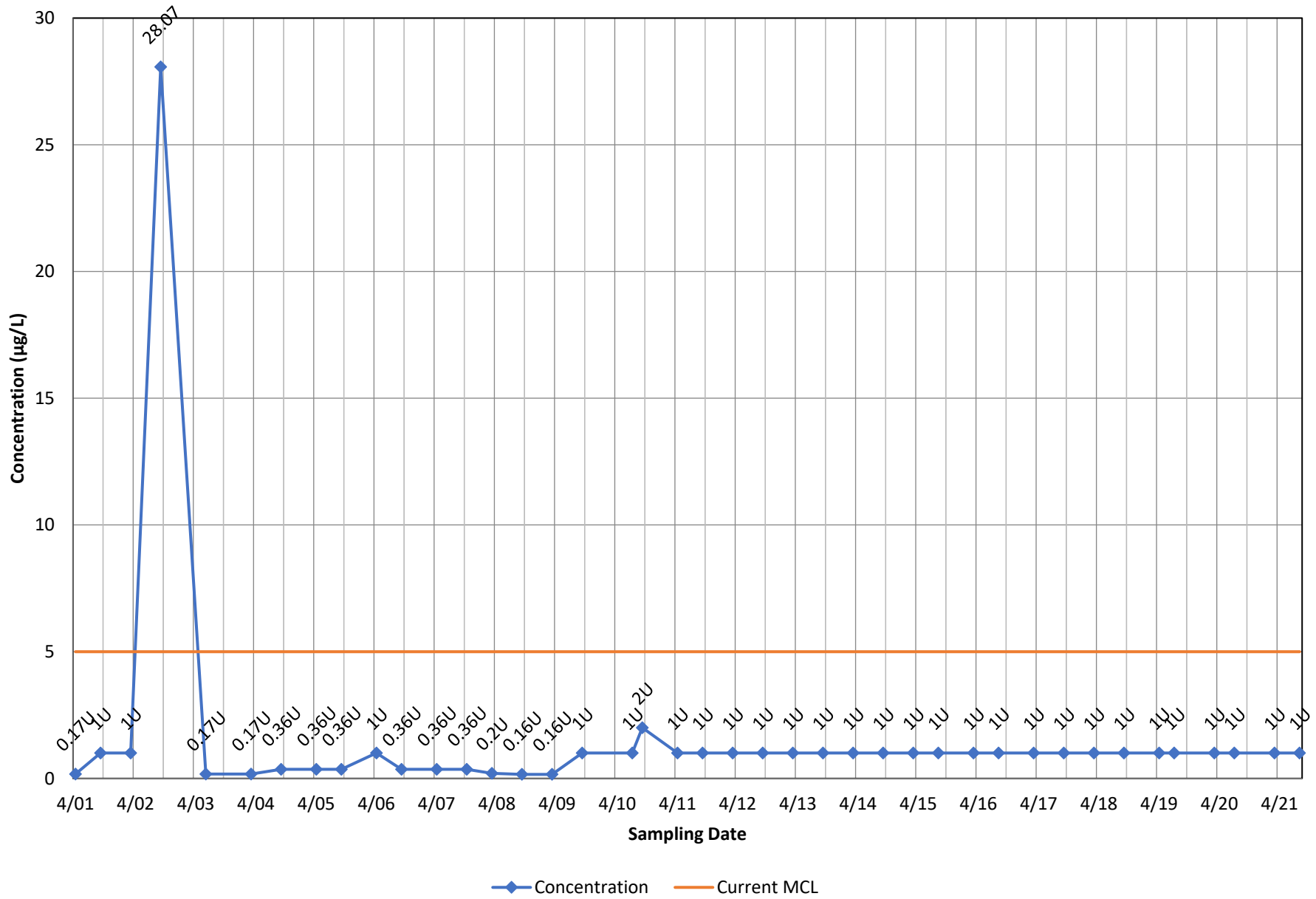


Monitoring Well OB07A - Trichloroethene

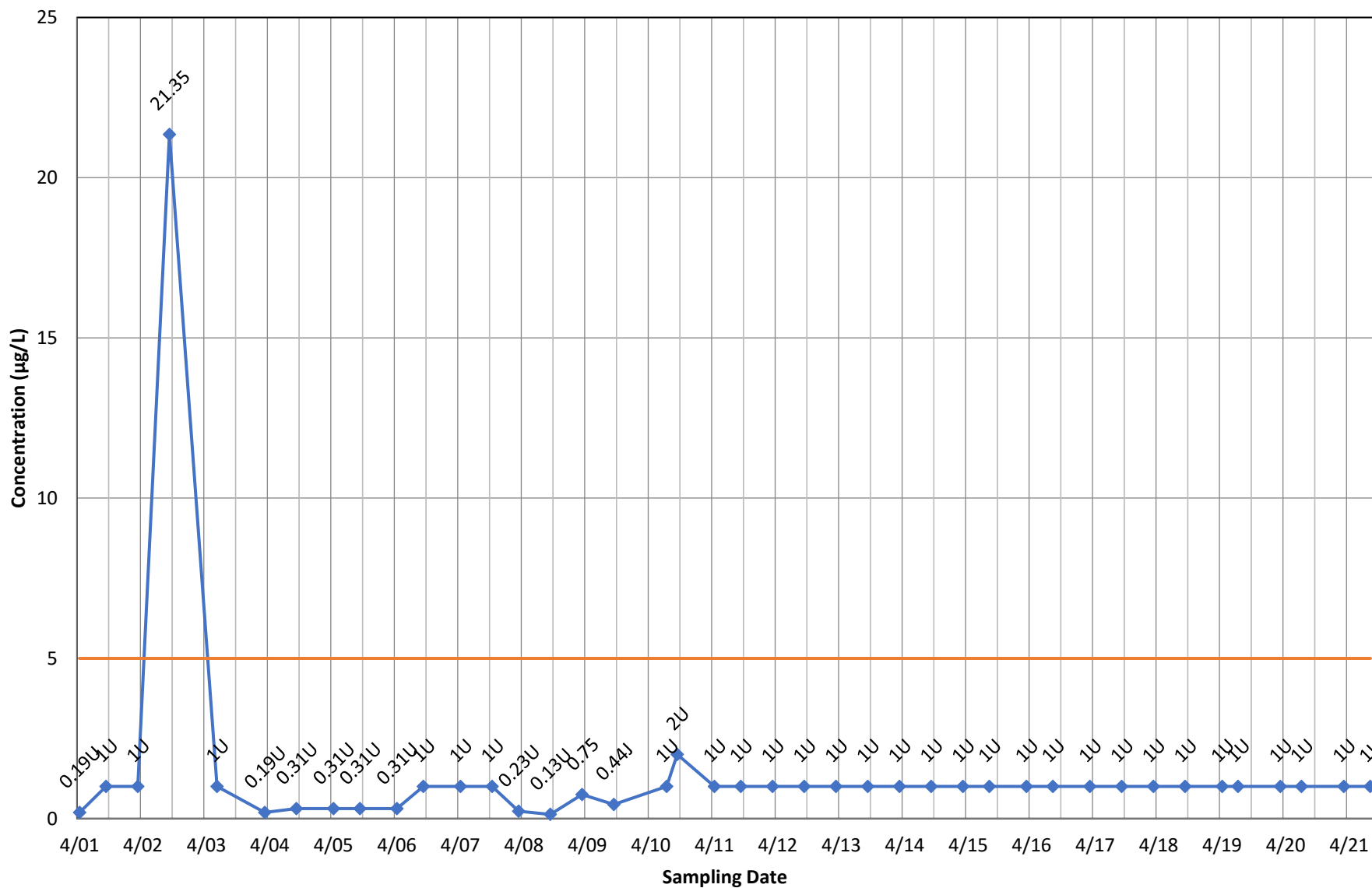


◆ Concentration — Current MCL

Monitoring Well OB08 - Tetrachloroethene

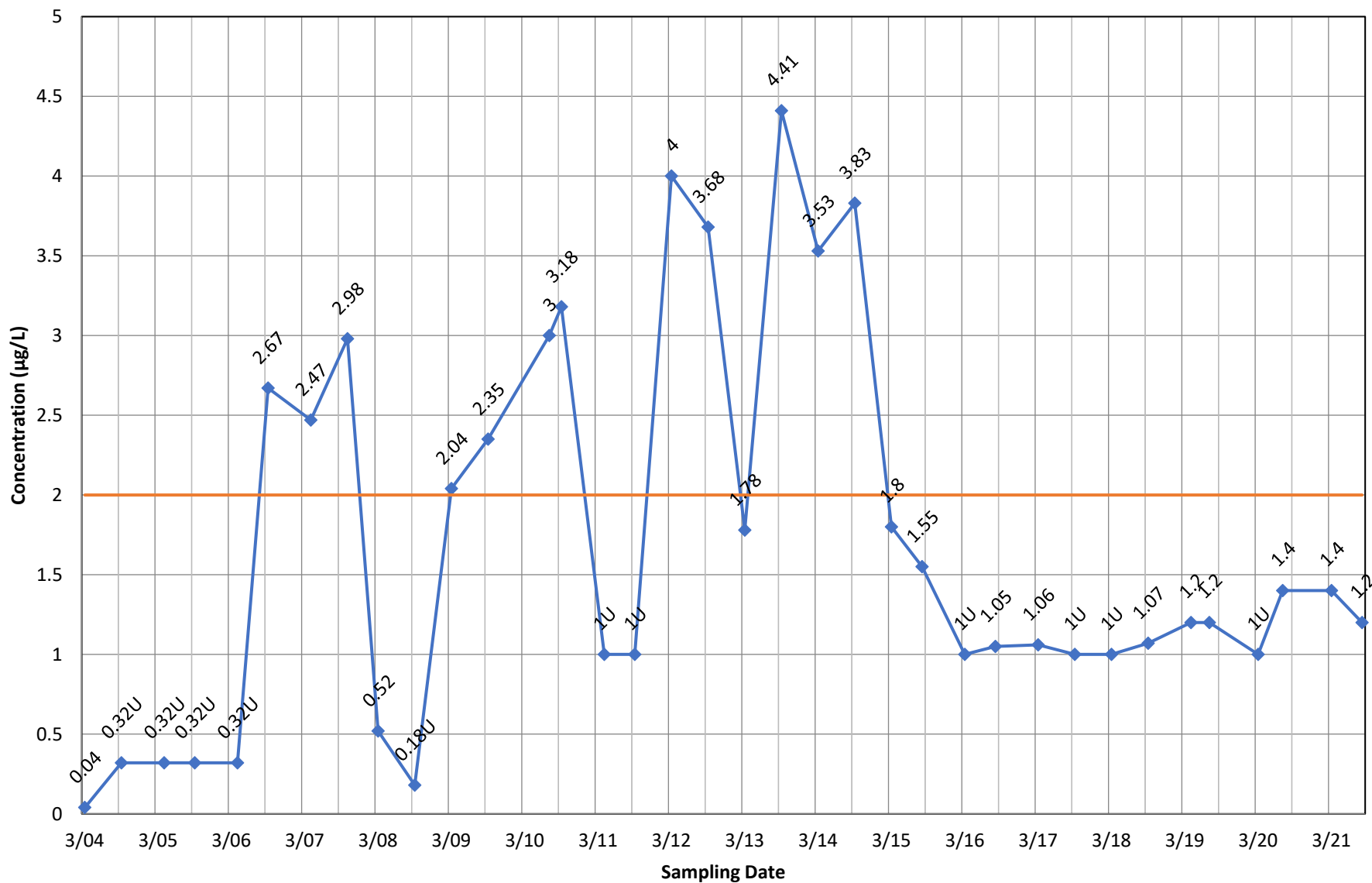


Monitoring Well OB08 - Trichloroethene



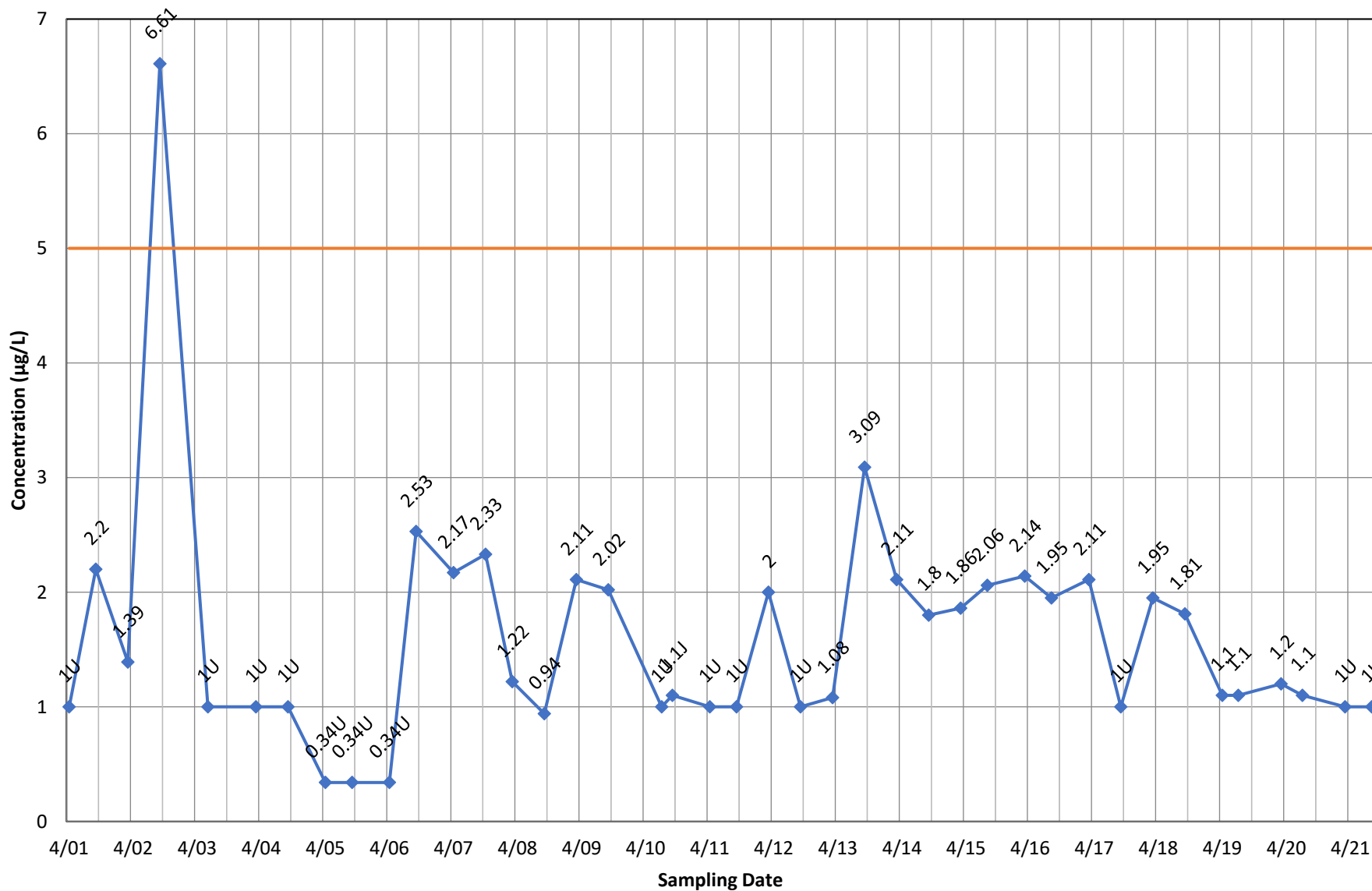
◆ Concentration — Current MCL

Monitoring Well OB08 - Vinyl Chloride



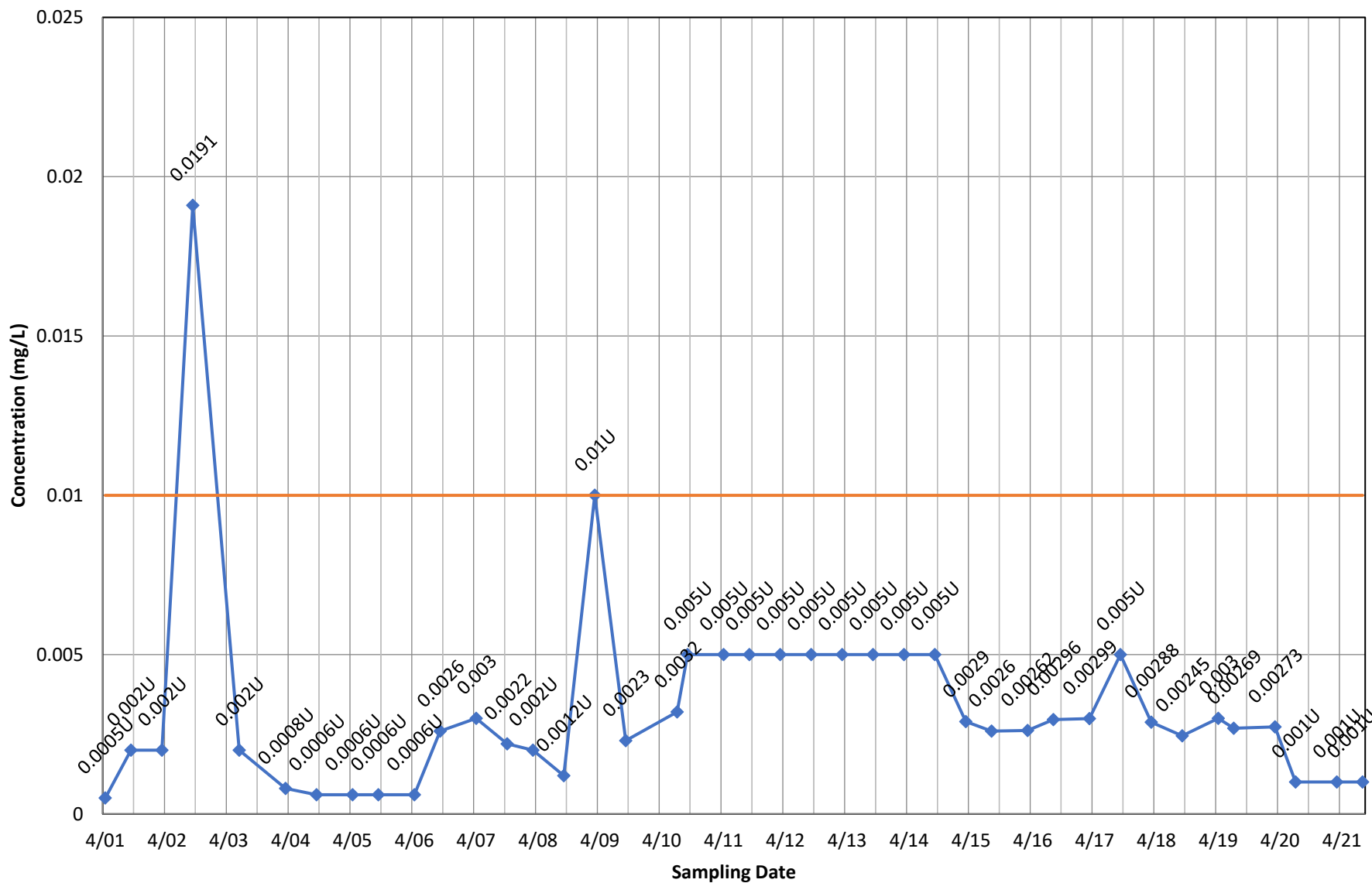
◆ Concentration — Current MCL

Monitoring Well OB08A - 1,2-Dichloropropane



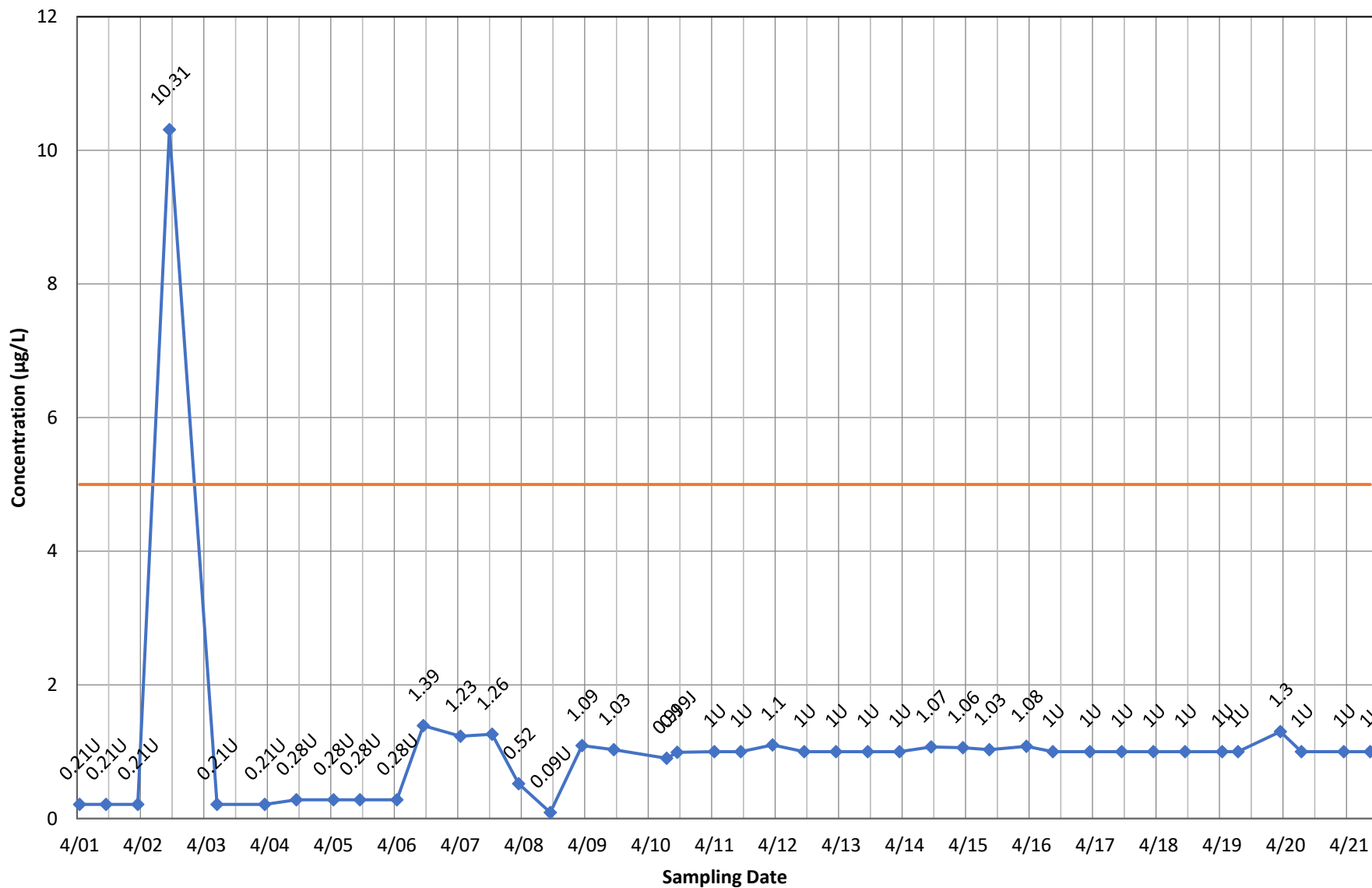
◆ Concentration — Current MCL

Monitoring Well OB08A - Arsenic, total



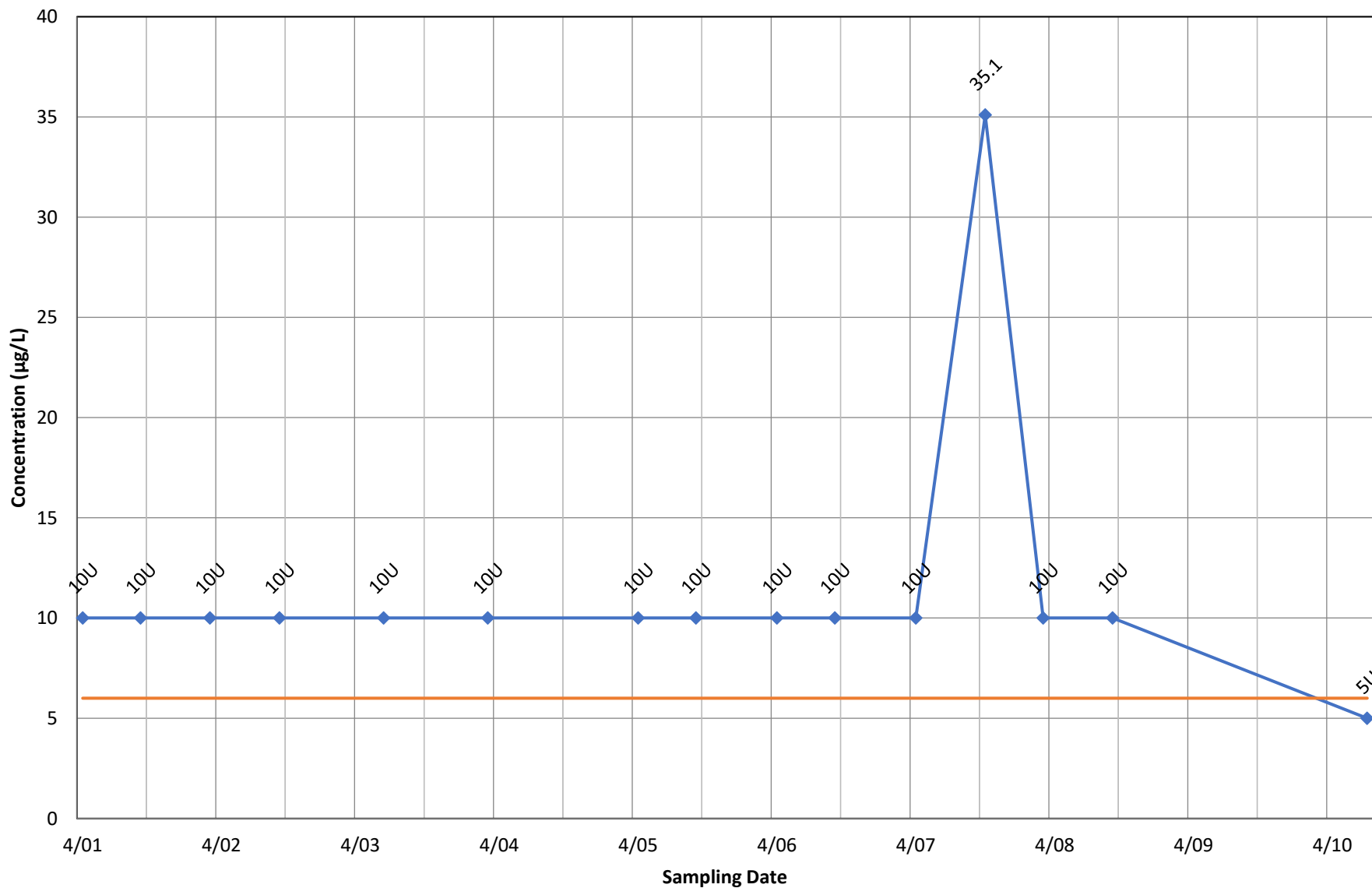
◆ Concentration — Current MCL

Monitoring Well OB08A - Benzene



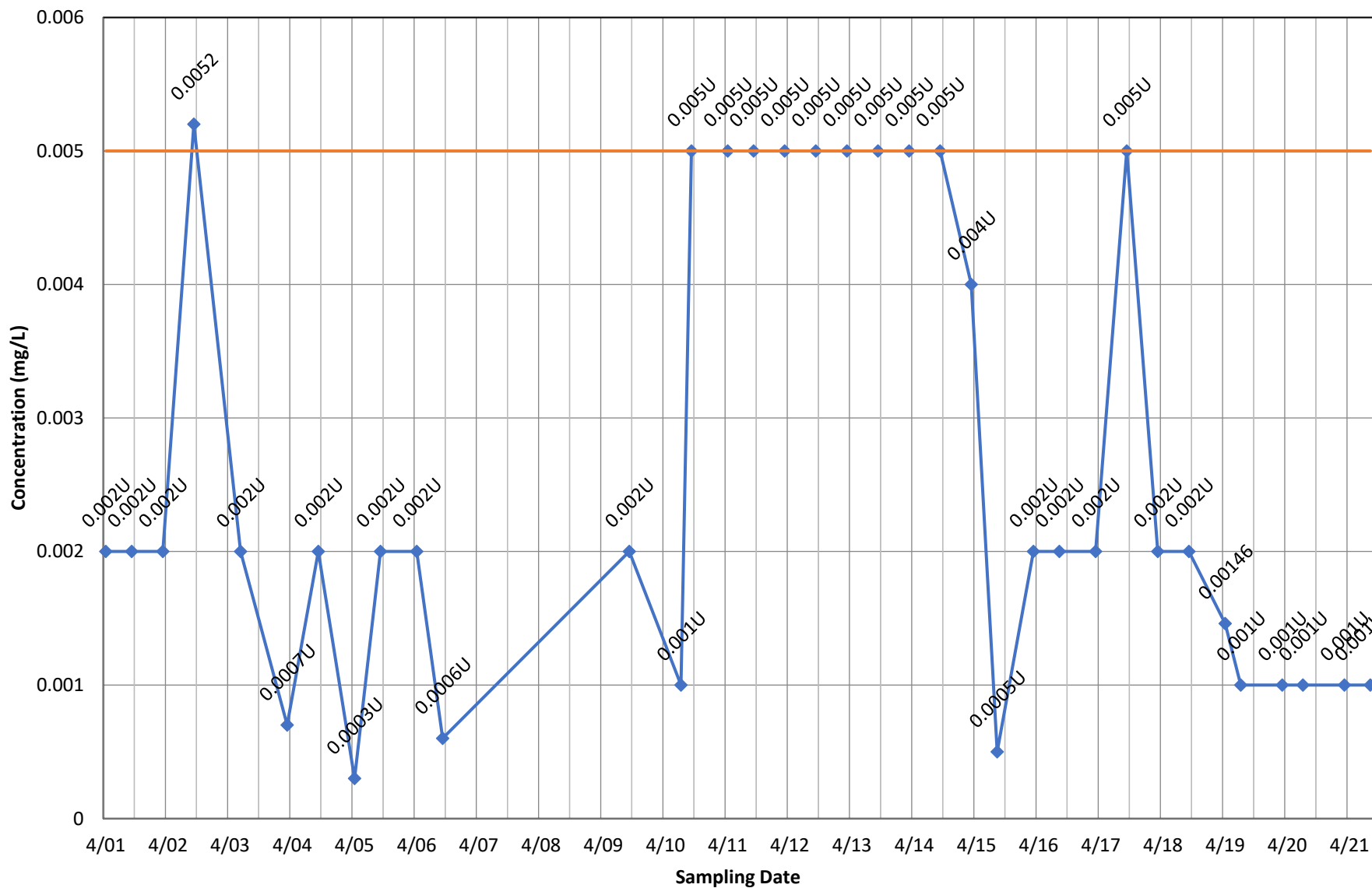
◆ Concentration — Current MCL

Monitoring Well OB08A - Bis(2-Ethylhexyl) Phthalate



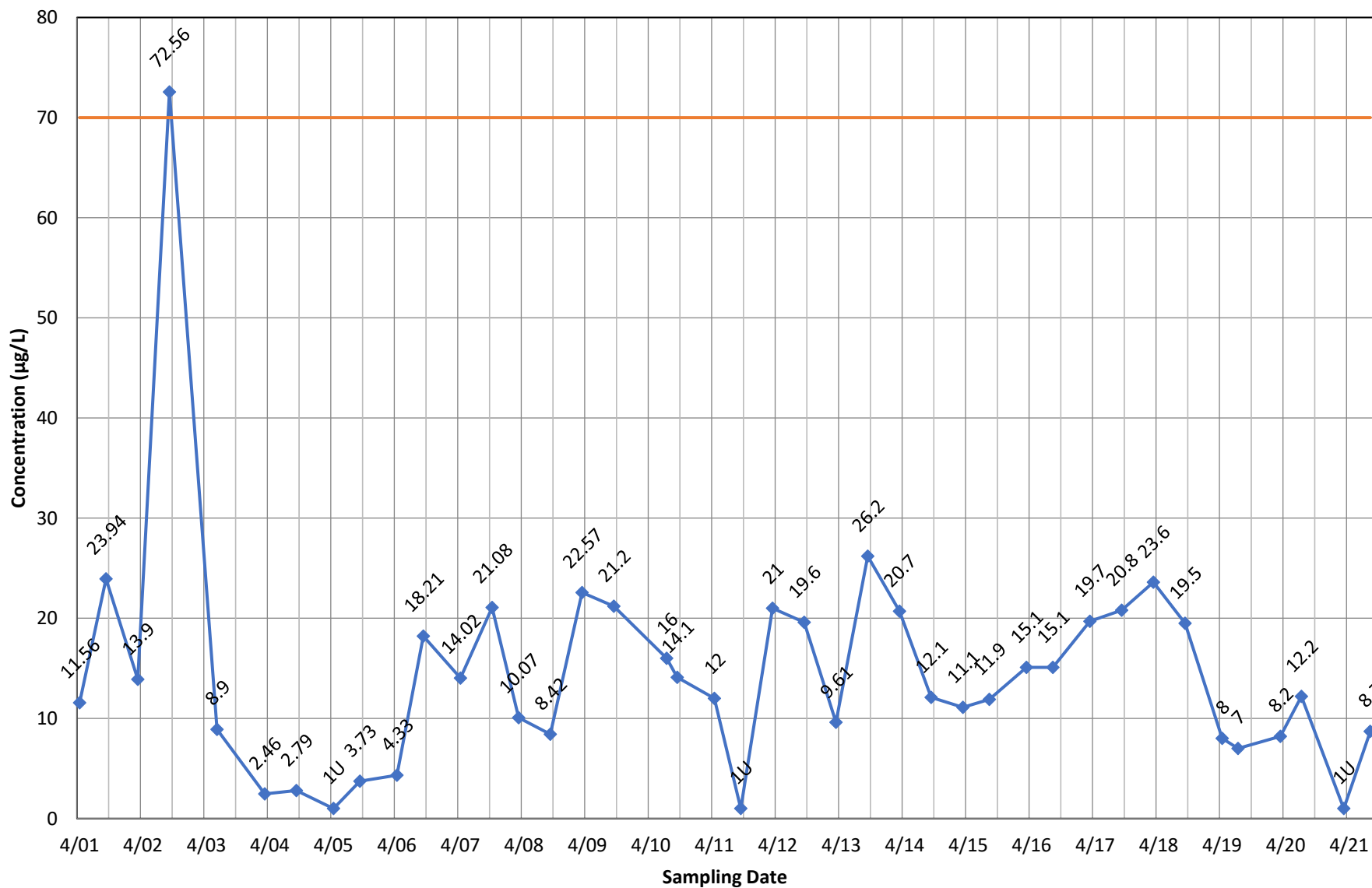
◆ Concentration — Current MCL

Monitoring Well OB08A - Cadmium, total



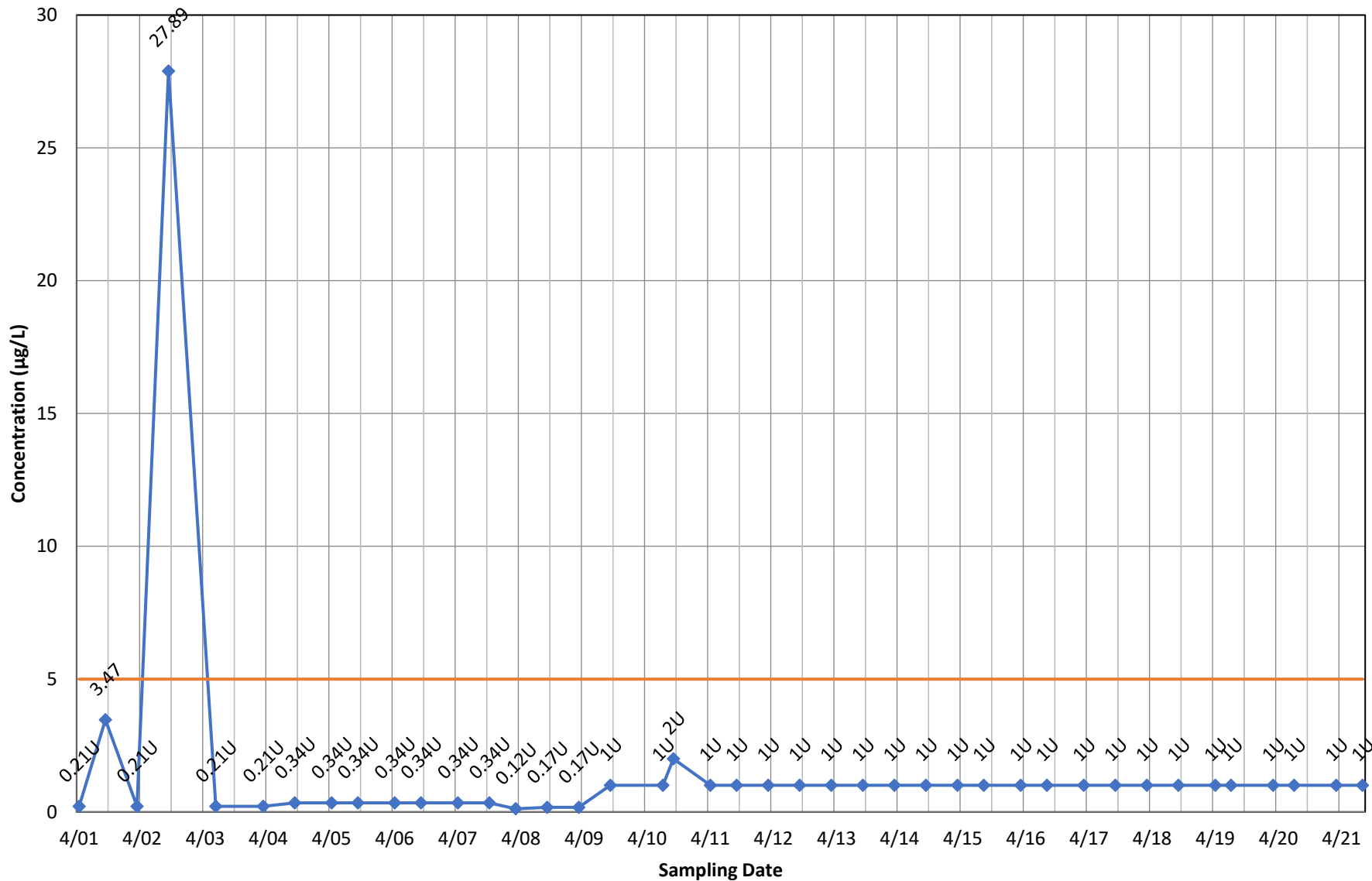
—◆— Concentration — Current MCL

Monitoring Well OB08A - cis-1,2-Dichloroethene



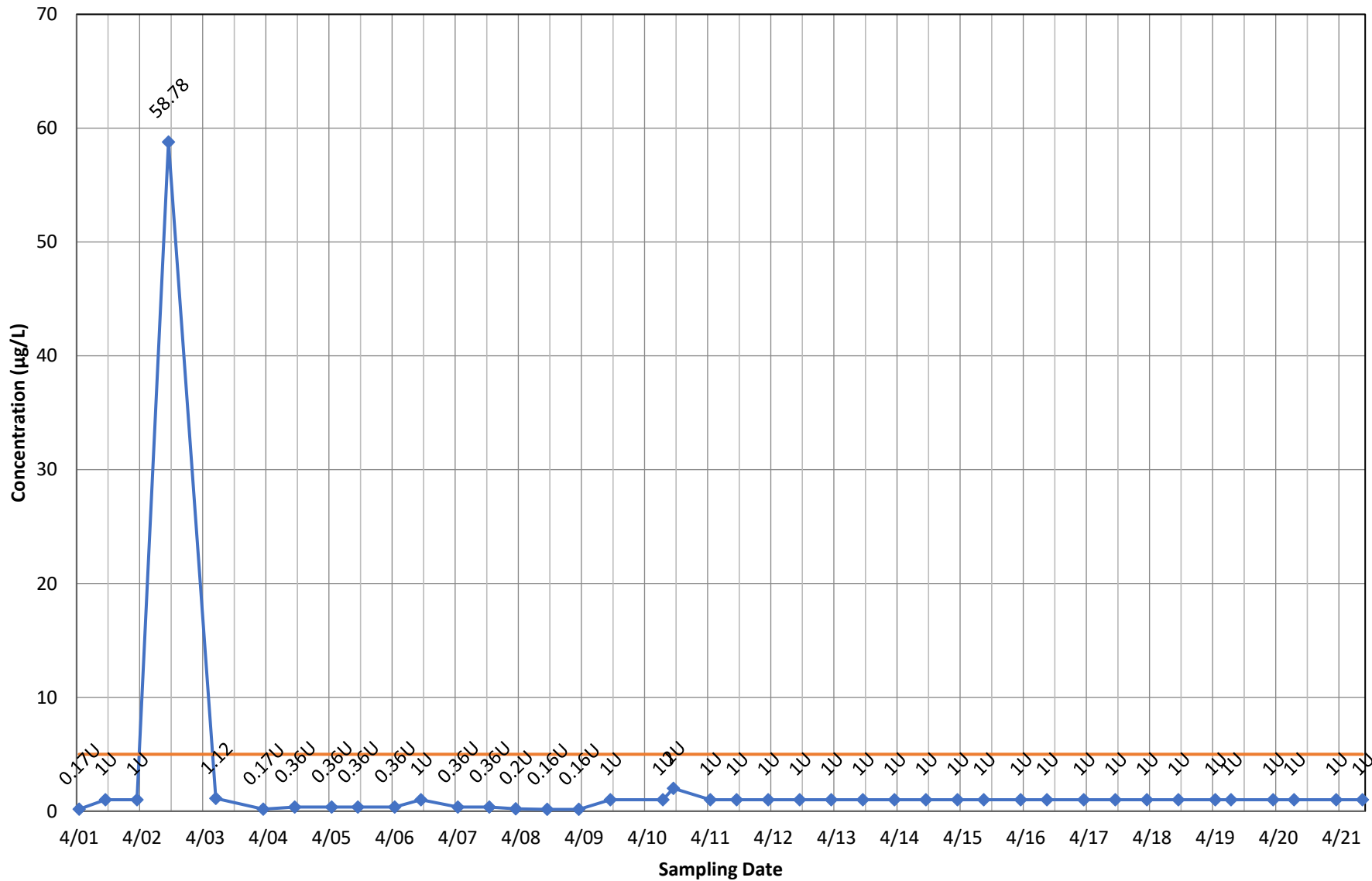
◆ Concentration — Current MCL

Monitoring Well OB08A - Methylene Chloride



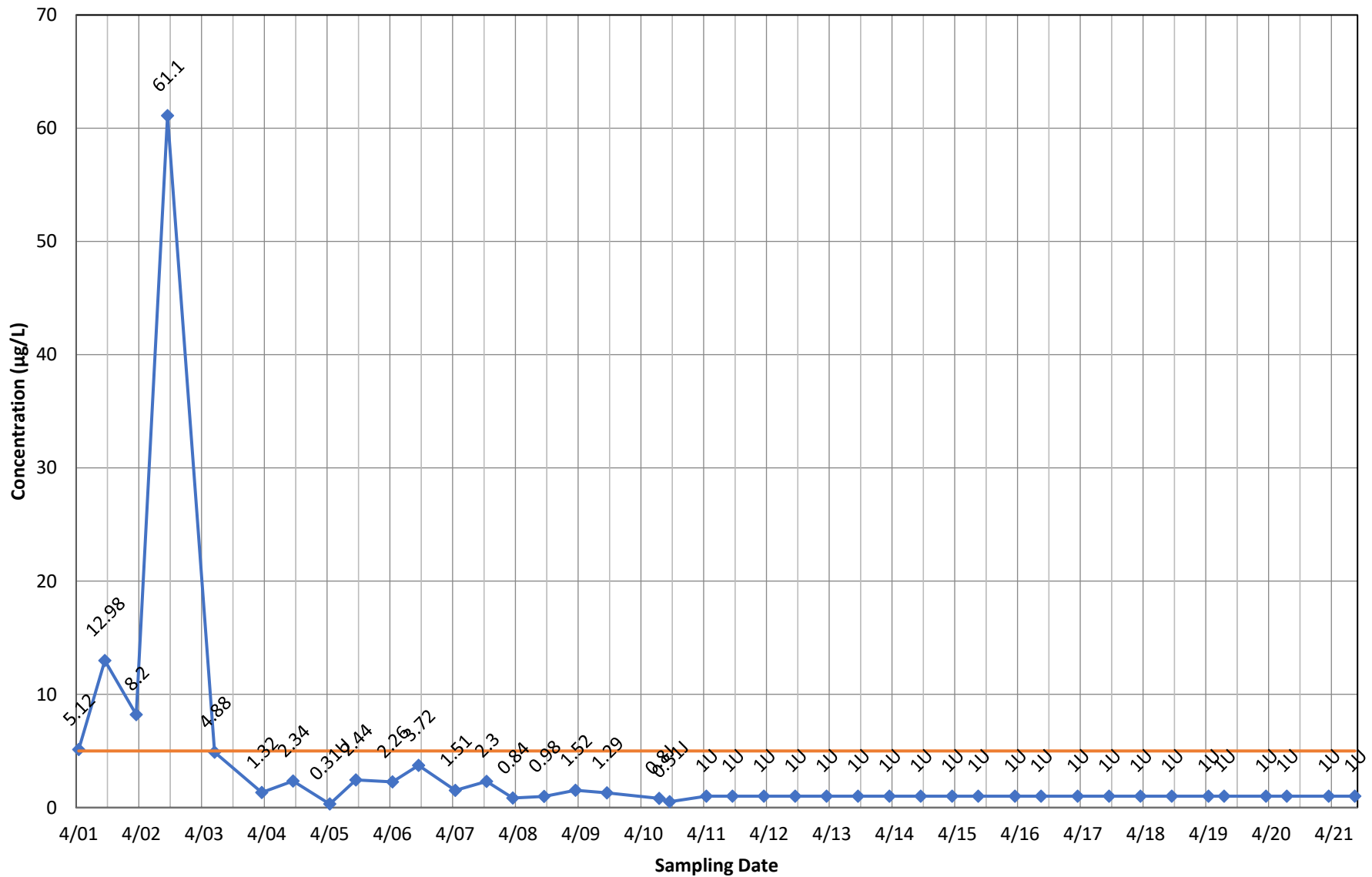
◆ Concentration — Current MCL

Monitoring Well OB08A - Tetrachloroethene



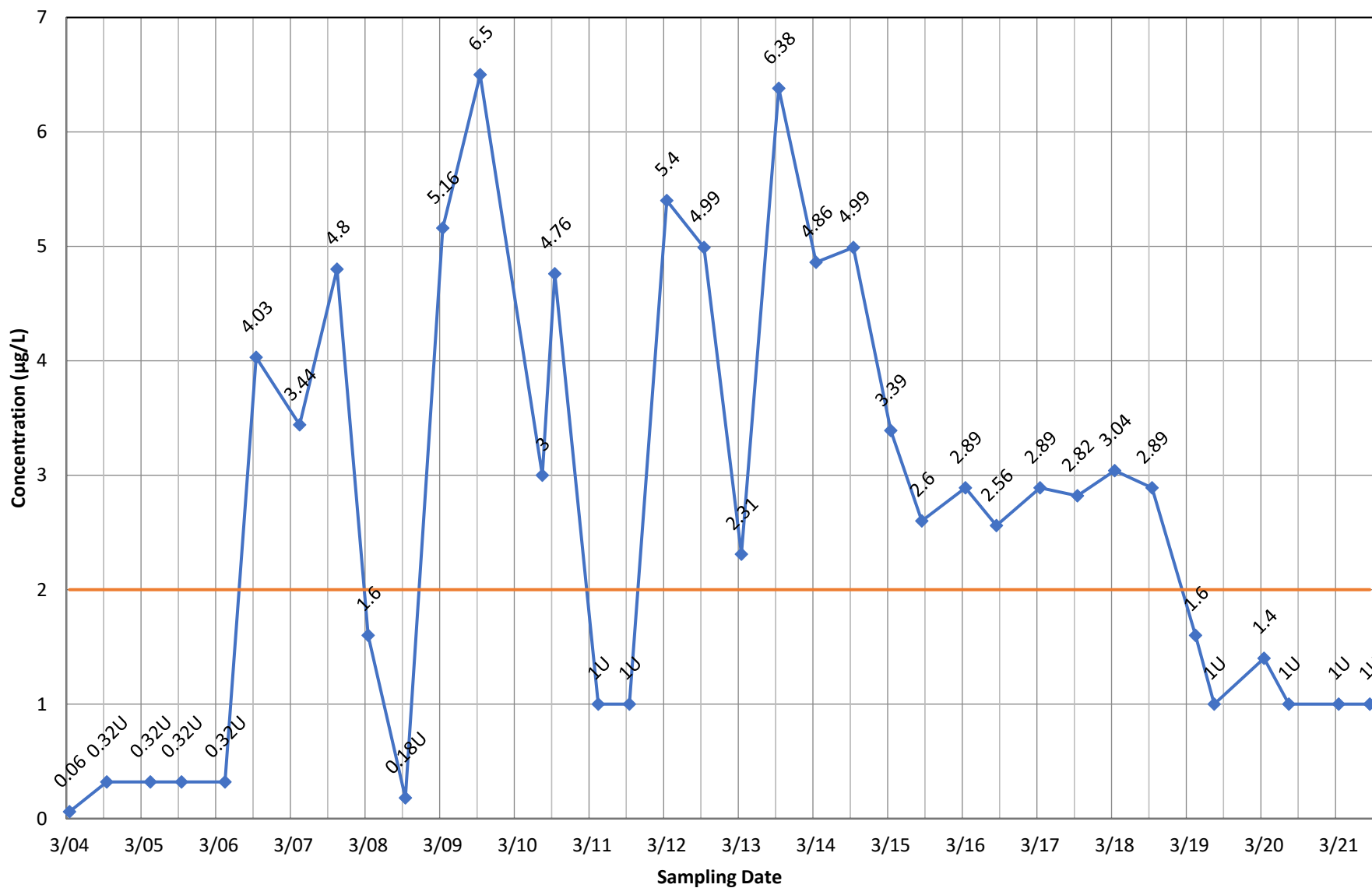
◆ Concentration — Current MCL

Monitoring Well OB08A - Trichloroethene



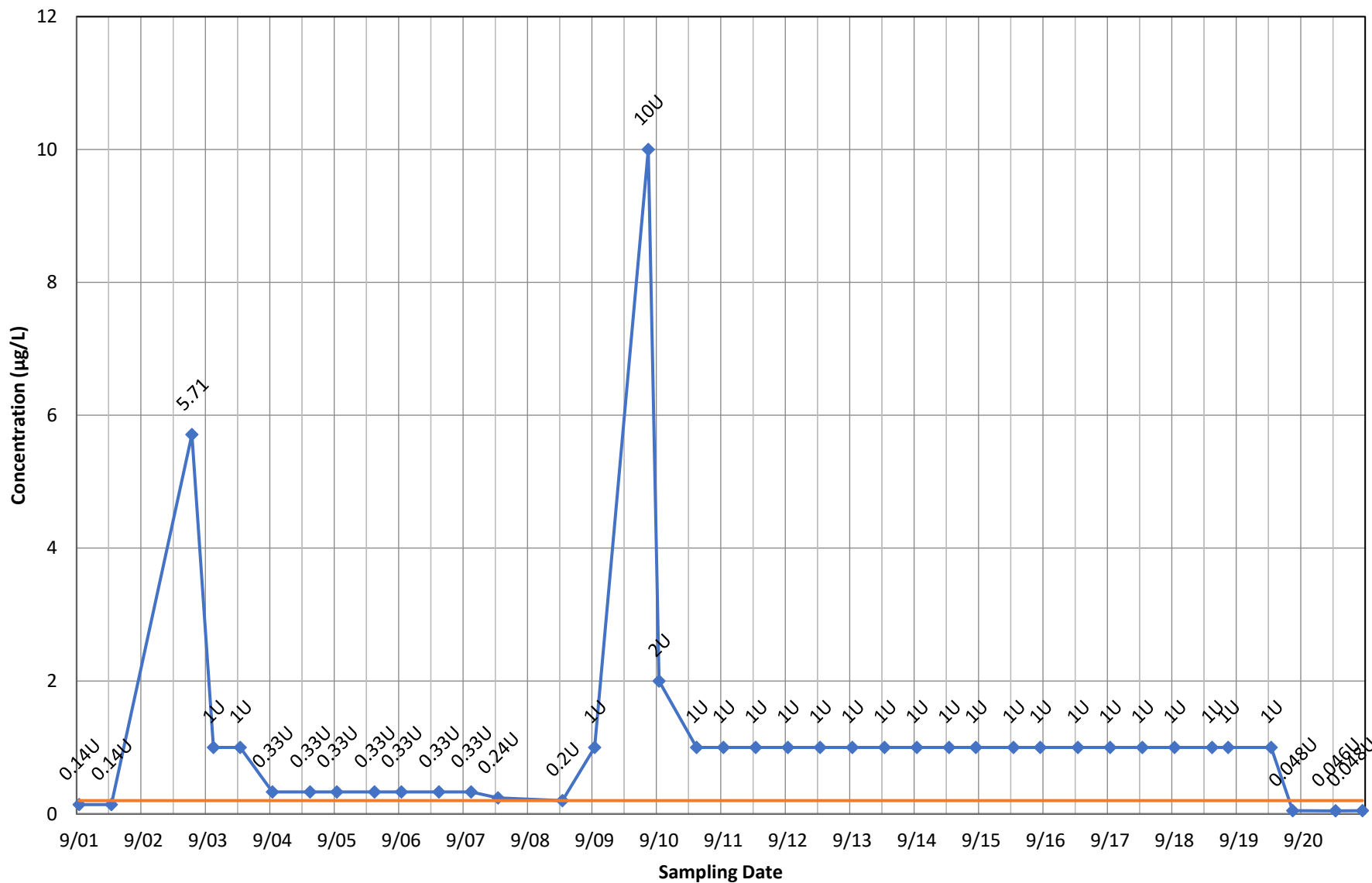
◆ Concentration — Current MCL

Monitoring Well OB08A - Vinyl Chloride



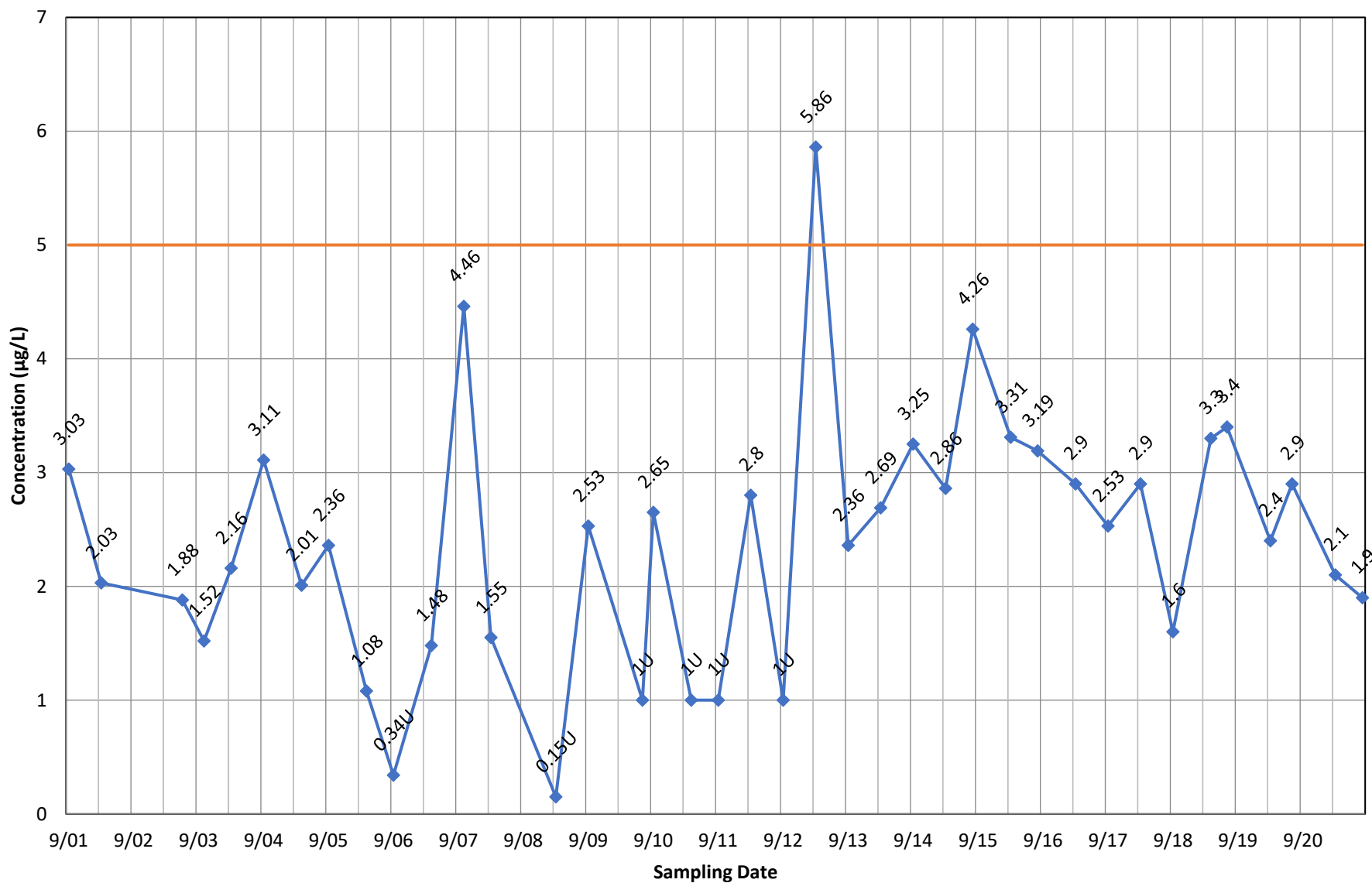
◆ Concentration — Current MCL

Monitoring Well OB10 - 1,2-Dibromo-3-chloropropane



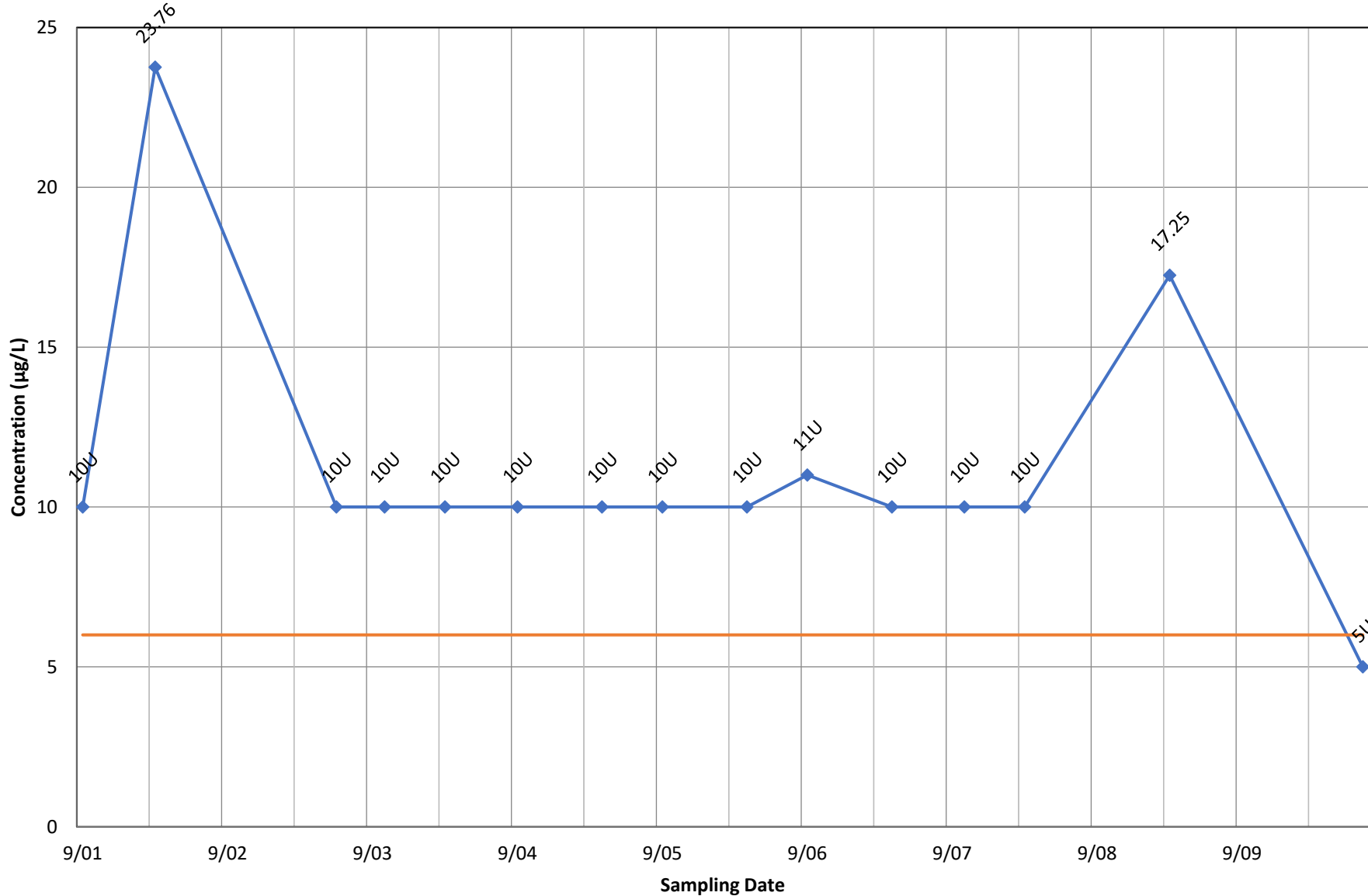
◆ Concentration — Current MCL

Monitoring Well OB10 - 1,2-Dichloropropane



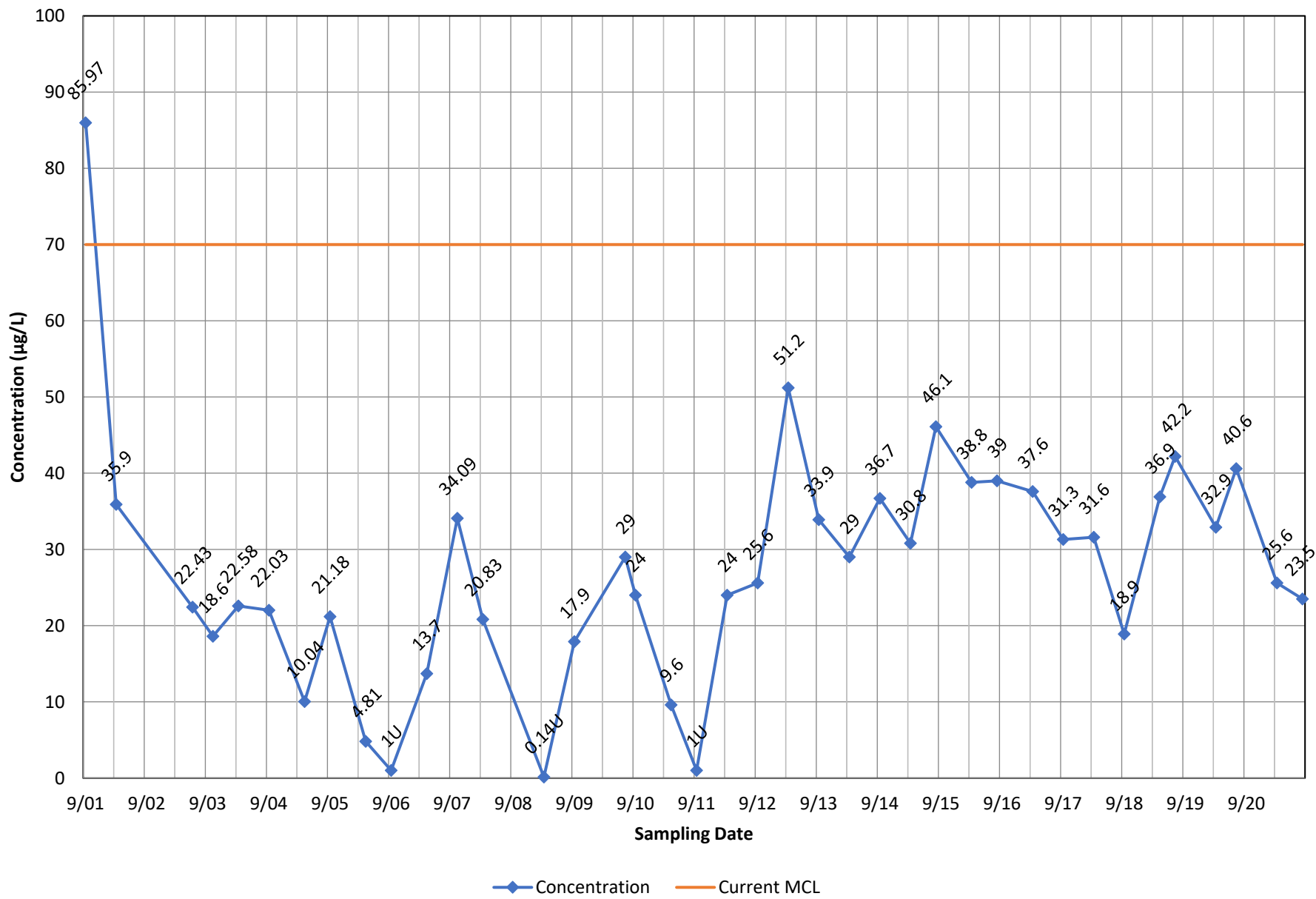
◆ Concentration — Current MCL

Monitoring Well OB10 - Bis(2-Ethylhexyl) Phthalate

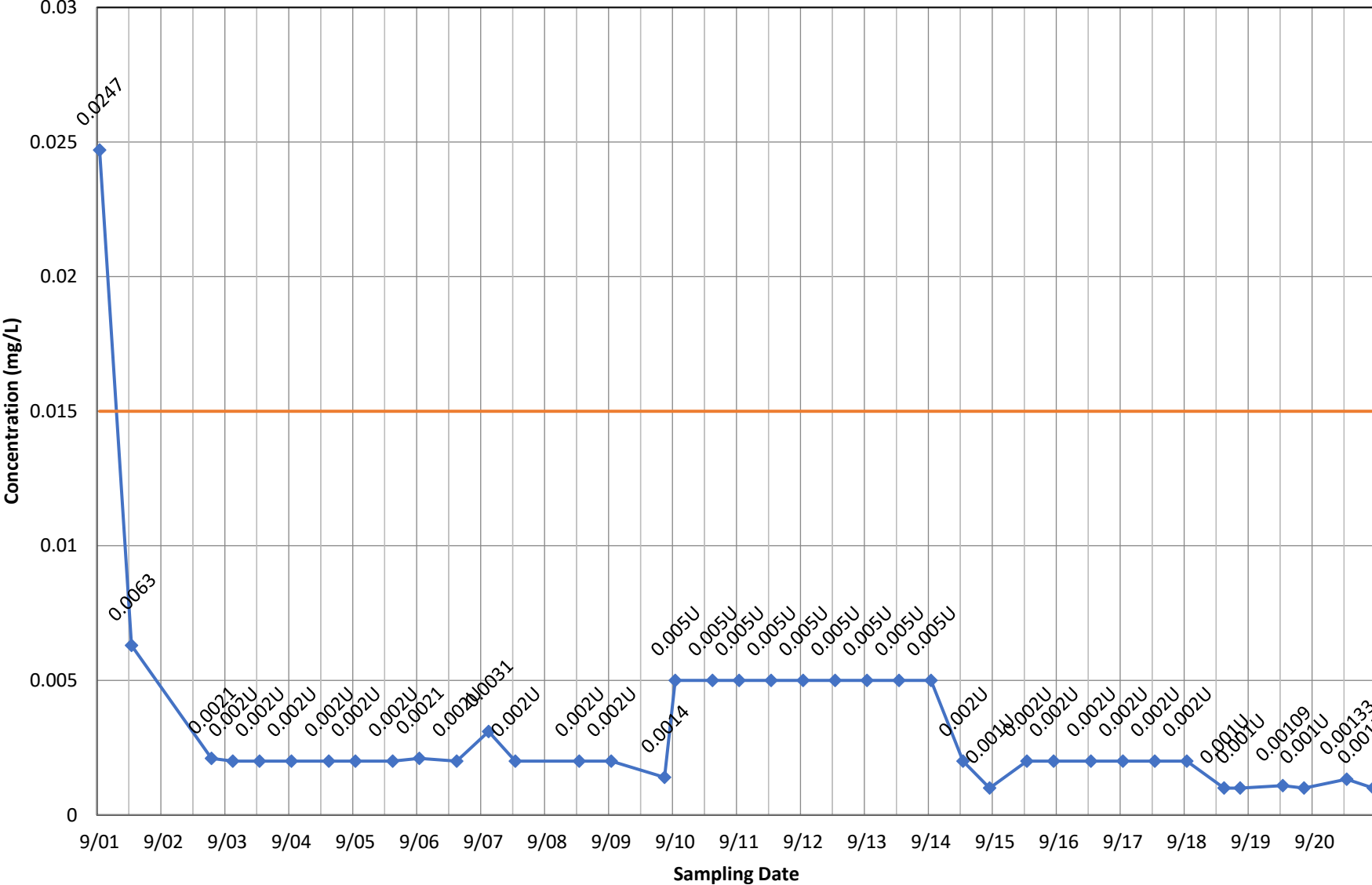


◆ Concentration — Current MCL

Monitoring Well OB10 - cis-1,2-Dichloroethene

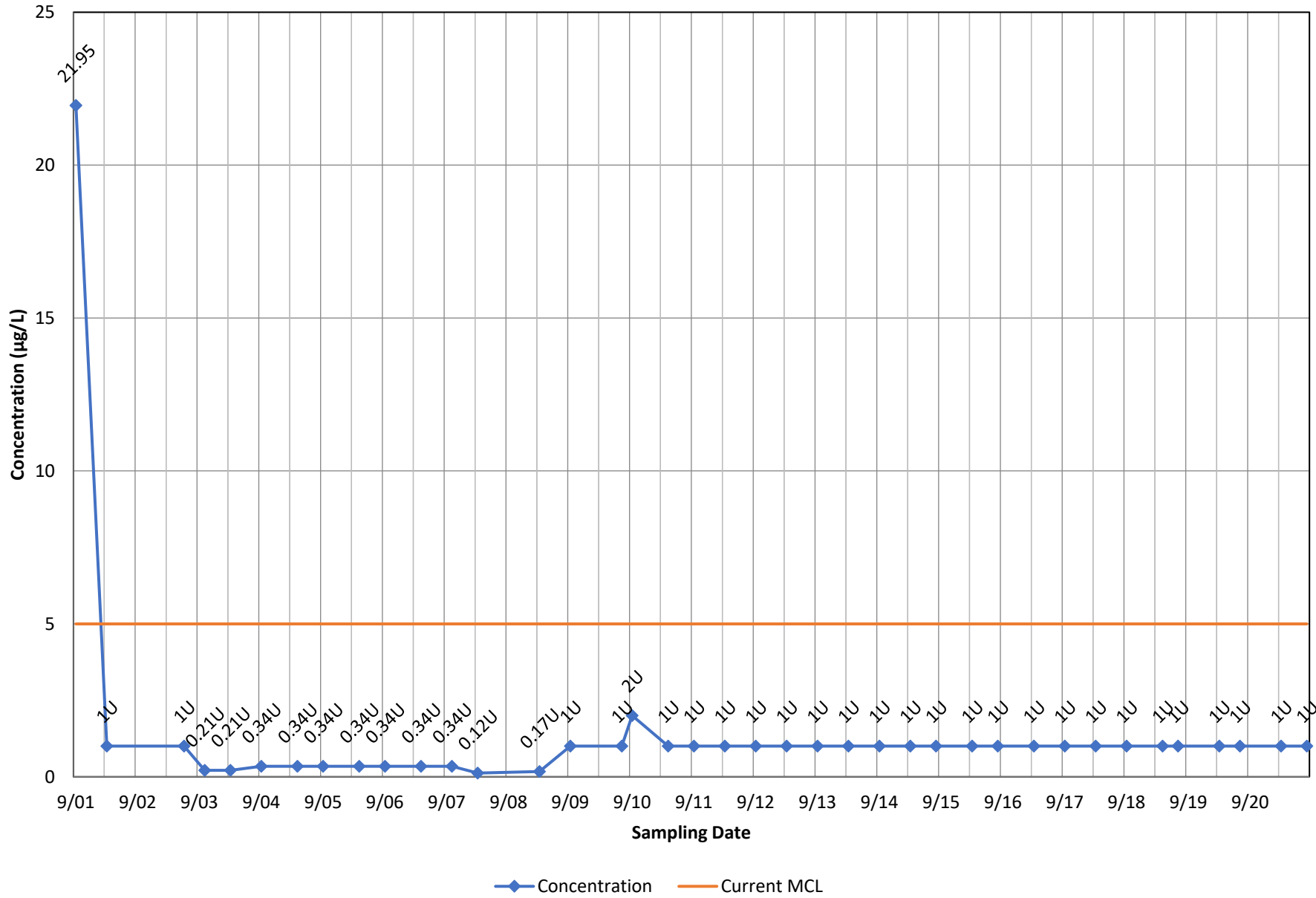


Monitoring Well OB10 - Lead, total

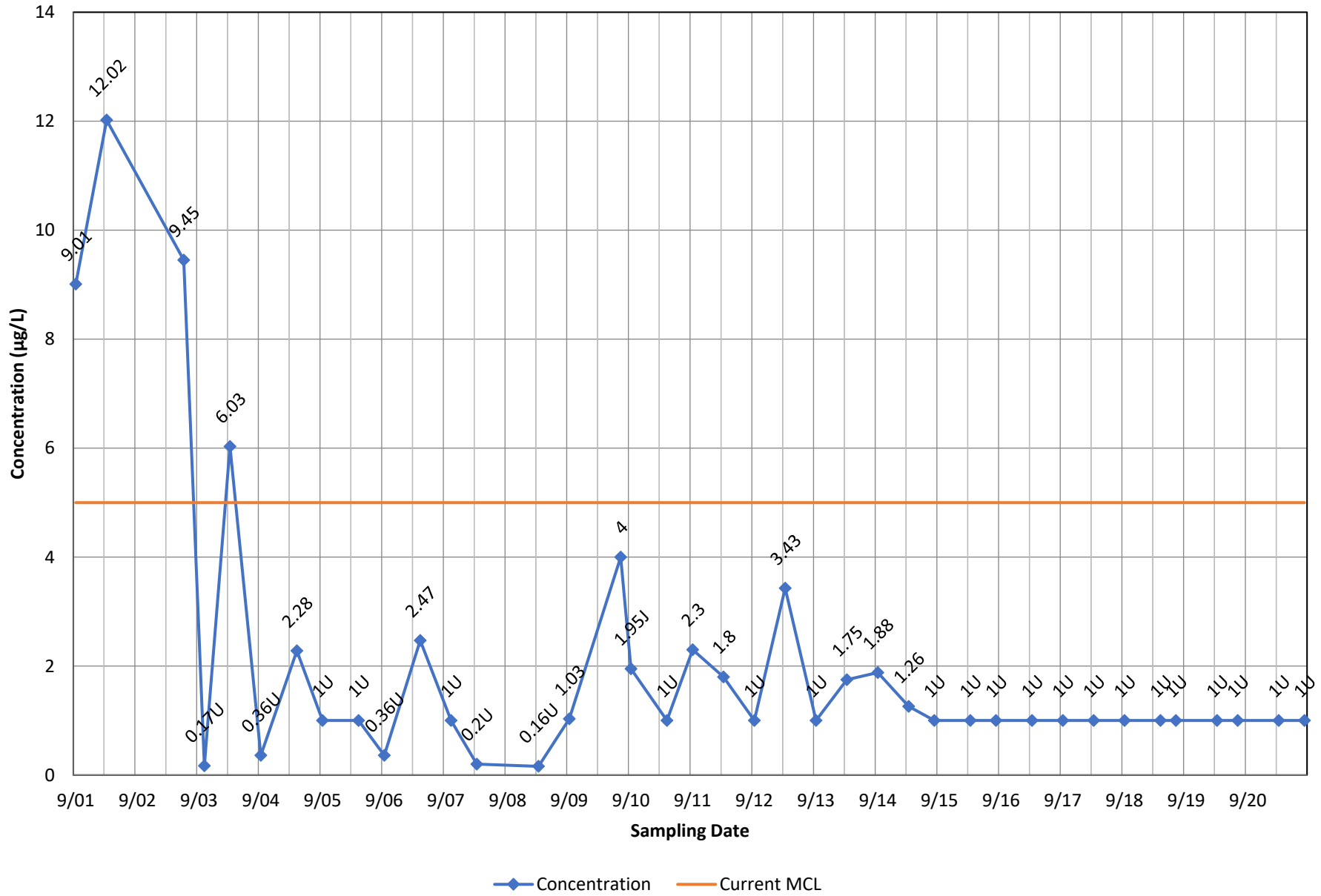


◆ Concentration — Current MCL

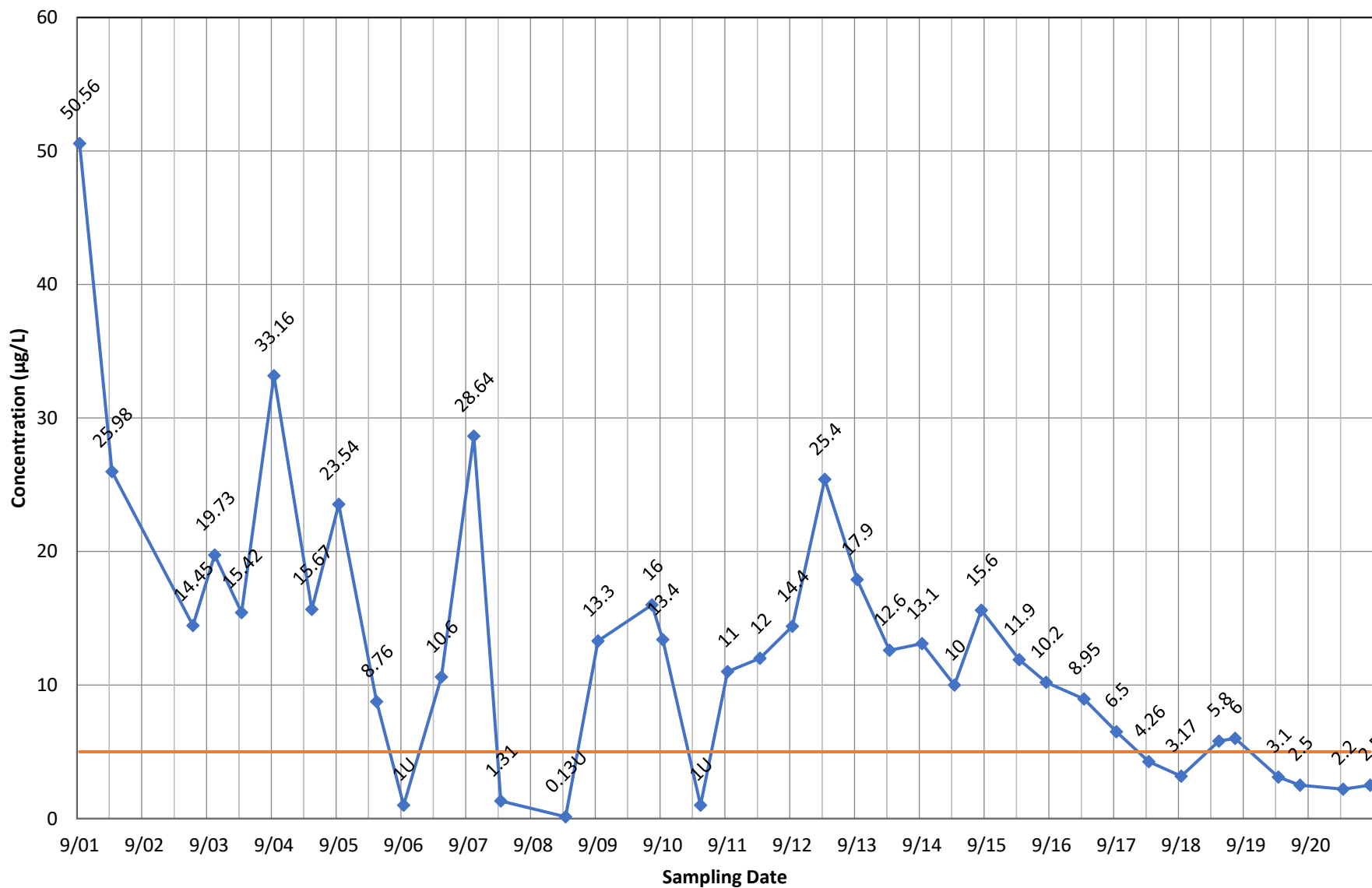
Monitoring Well OB10 - Methylene Chloride



Monitoring Well OB10 - Tetrachloroethene

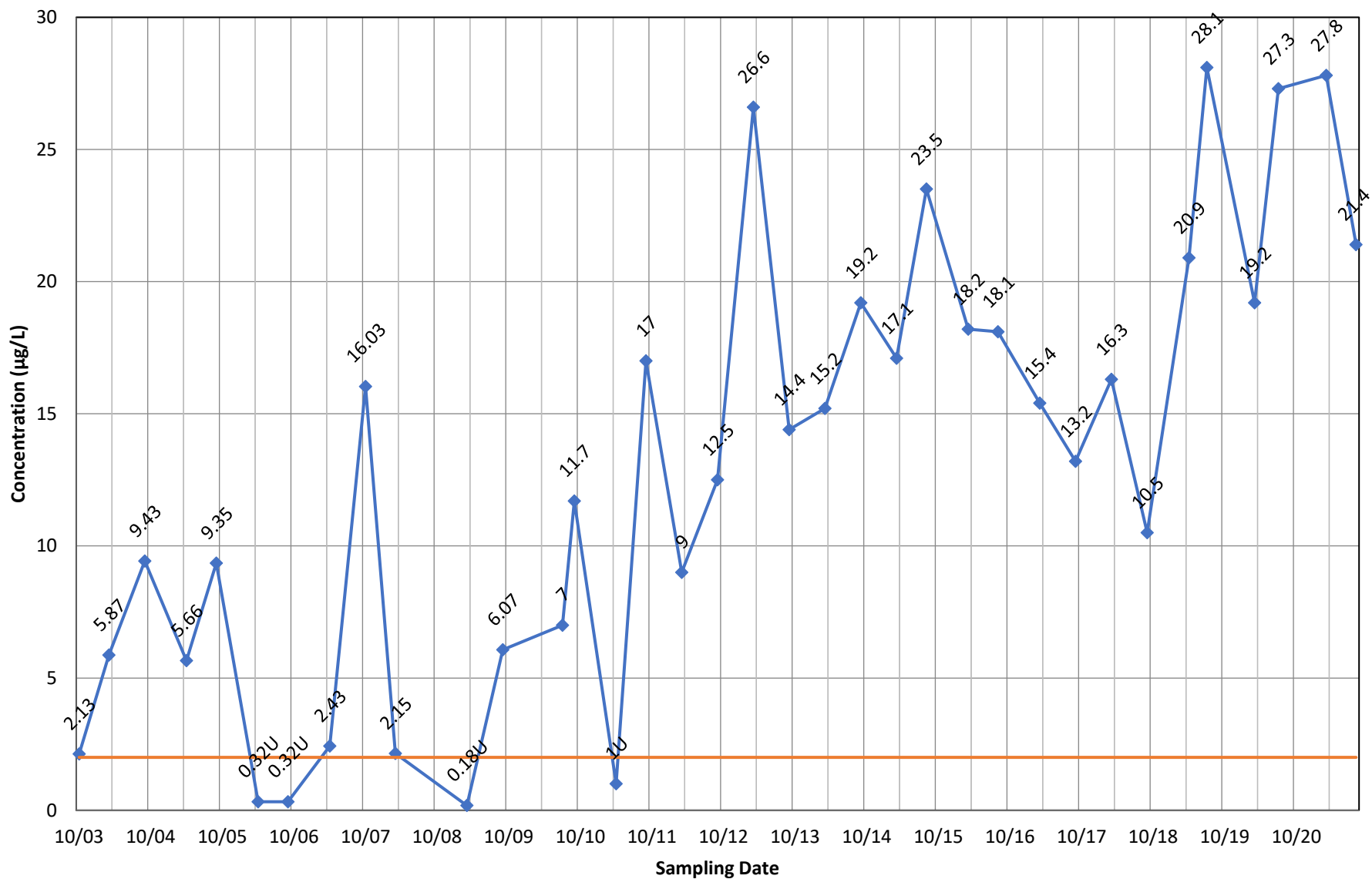


Monitoring Well OB10 - Trichloroethene



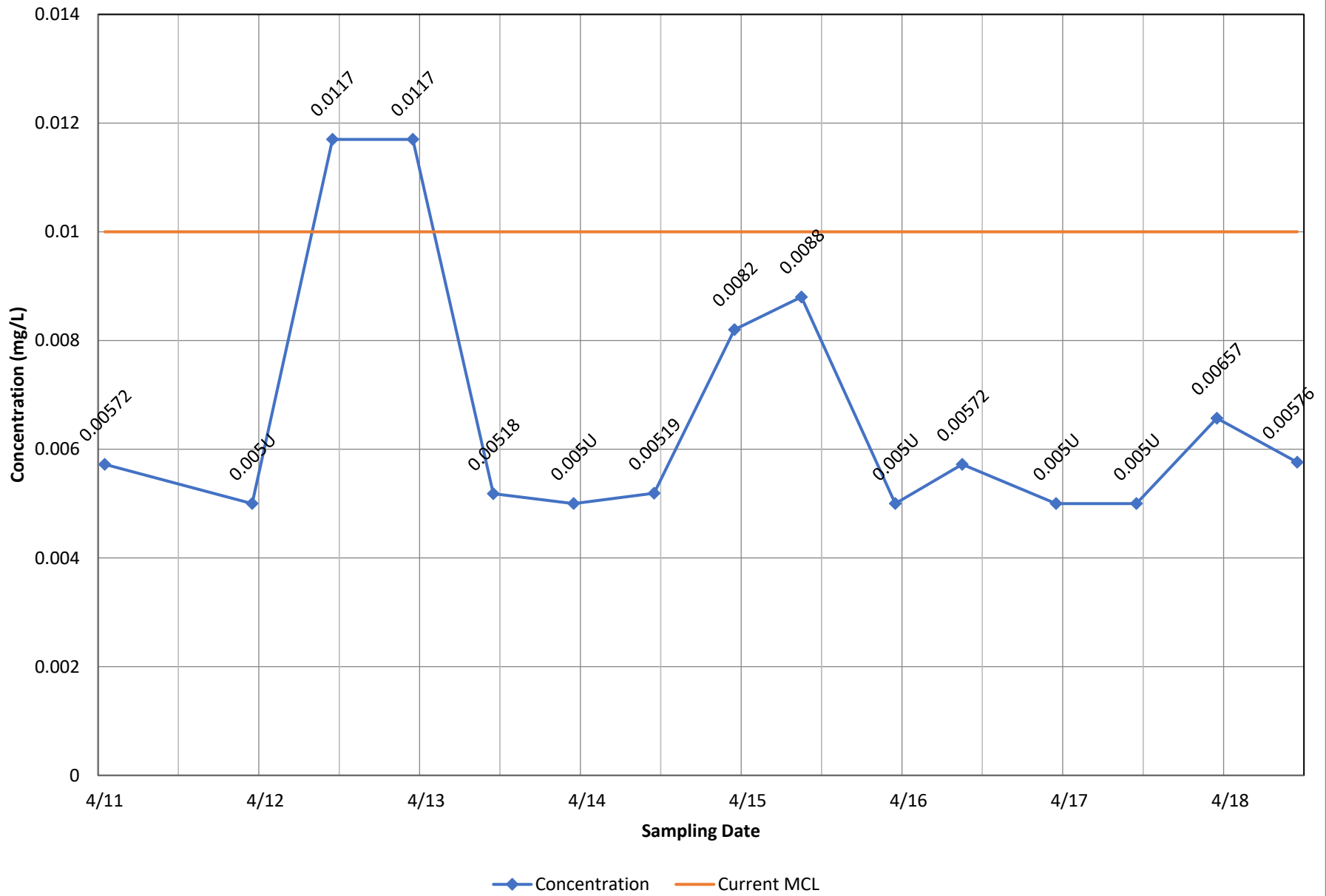
◆ Concentration — Current MCL

Monitoring Well OB10 - Vinyl Chloride

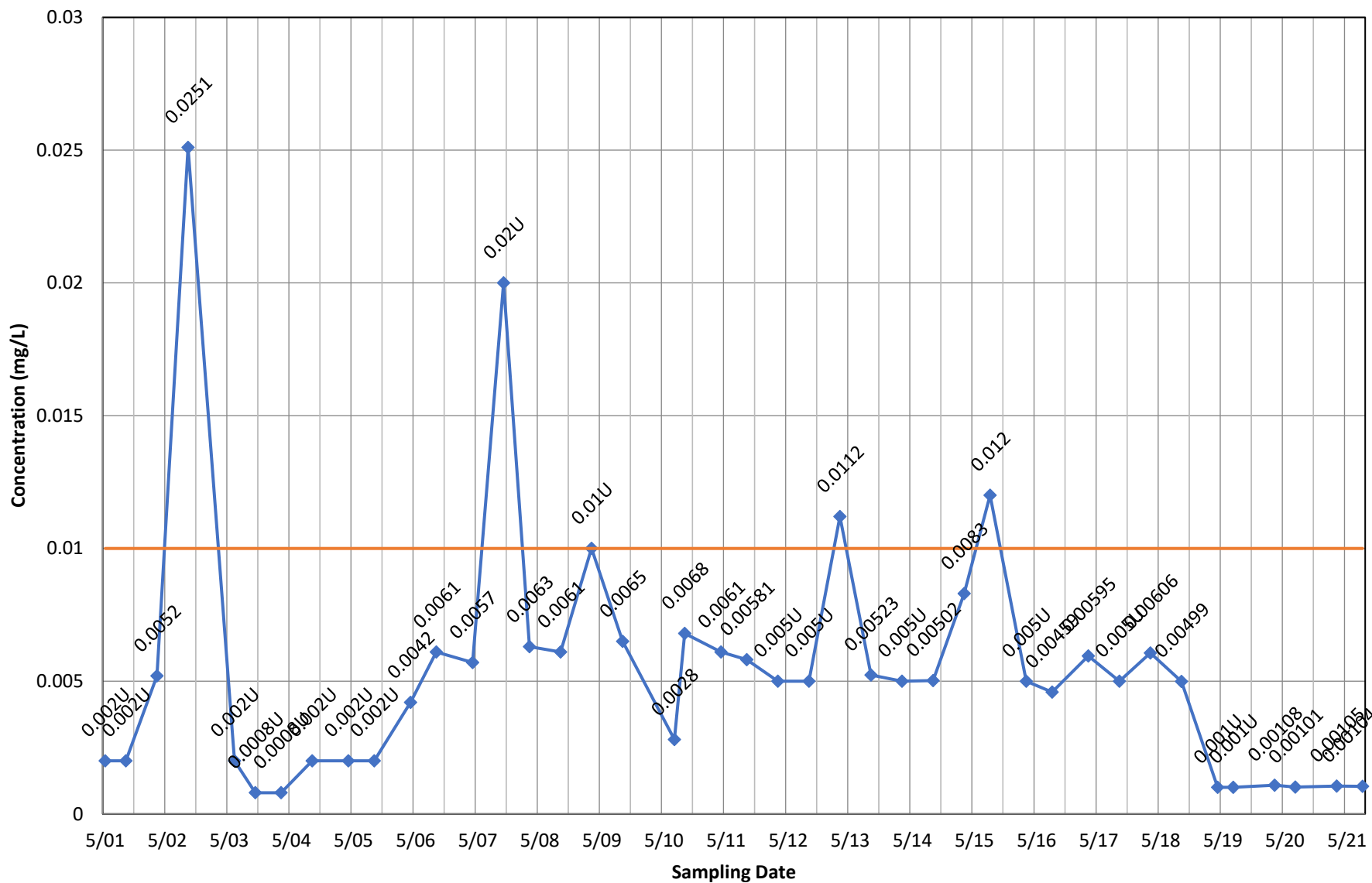


◆ Concentration — Current MCL

Monitoring Well OB102 - Arsenic, dissolved

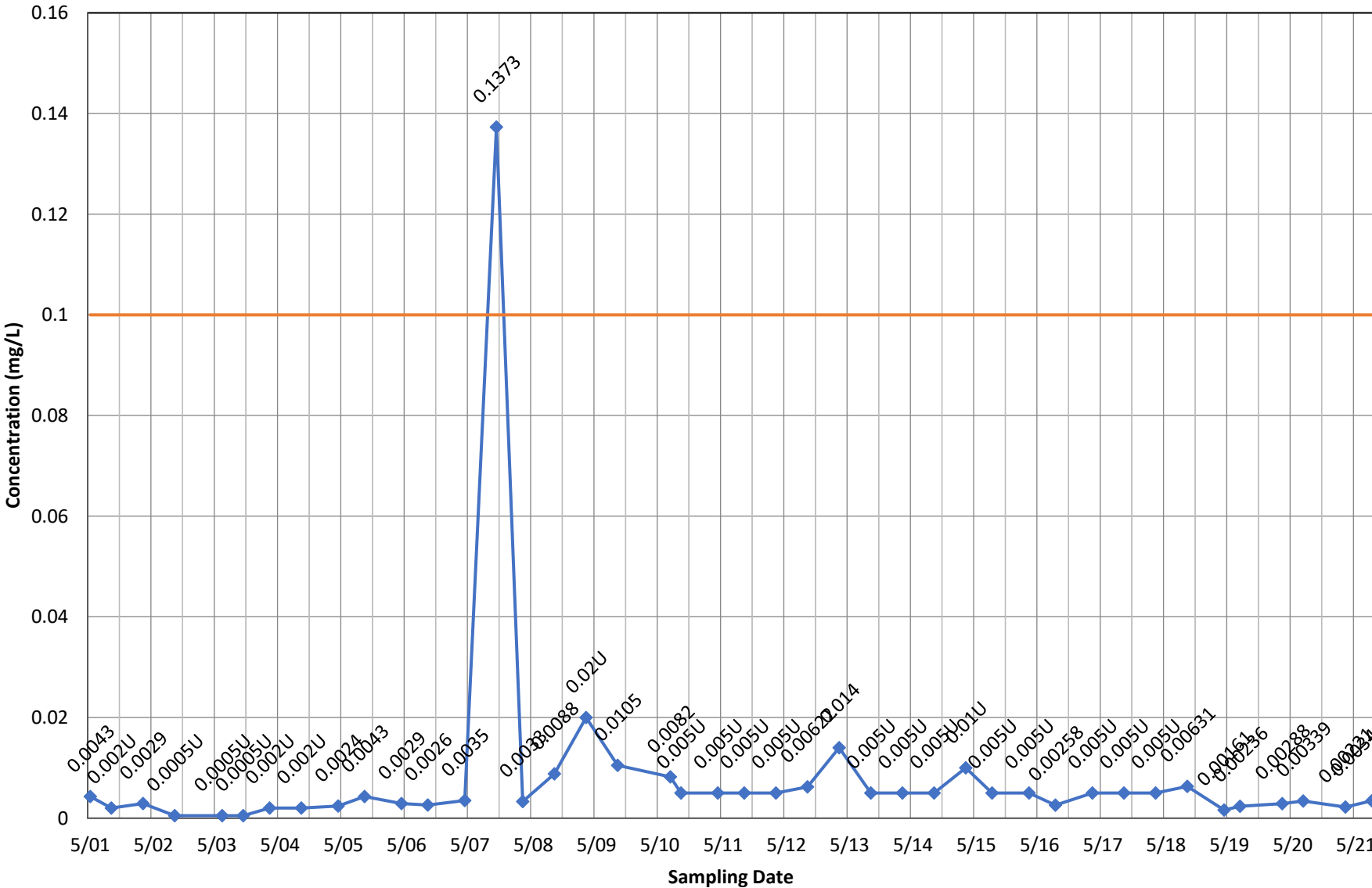


Monitoring Well OB102 - Arsenic, total



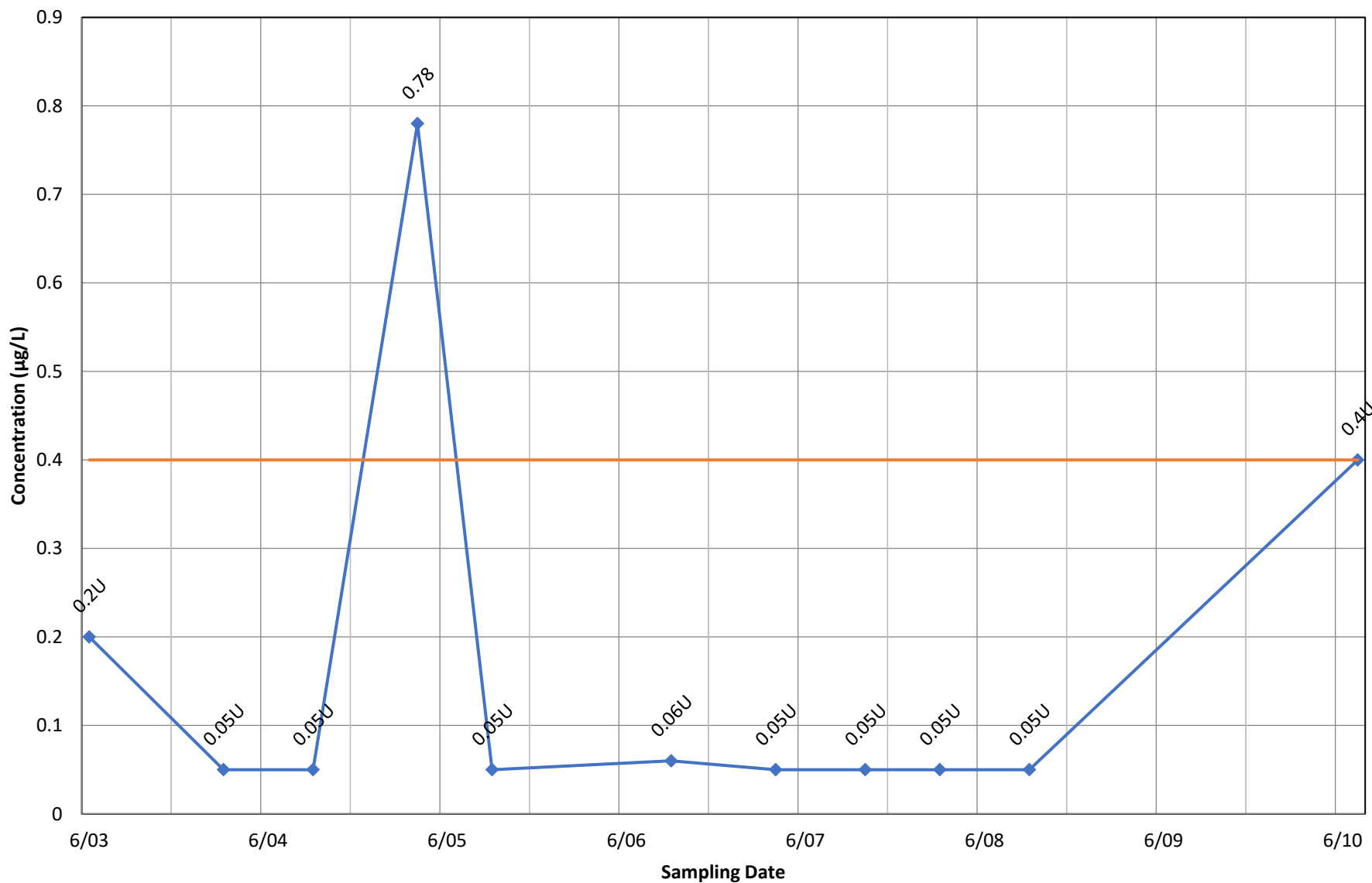
◆ Concentration — Current MCL

Monitoring Well OB102 - Chromium, total



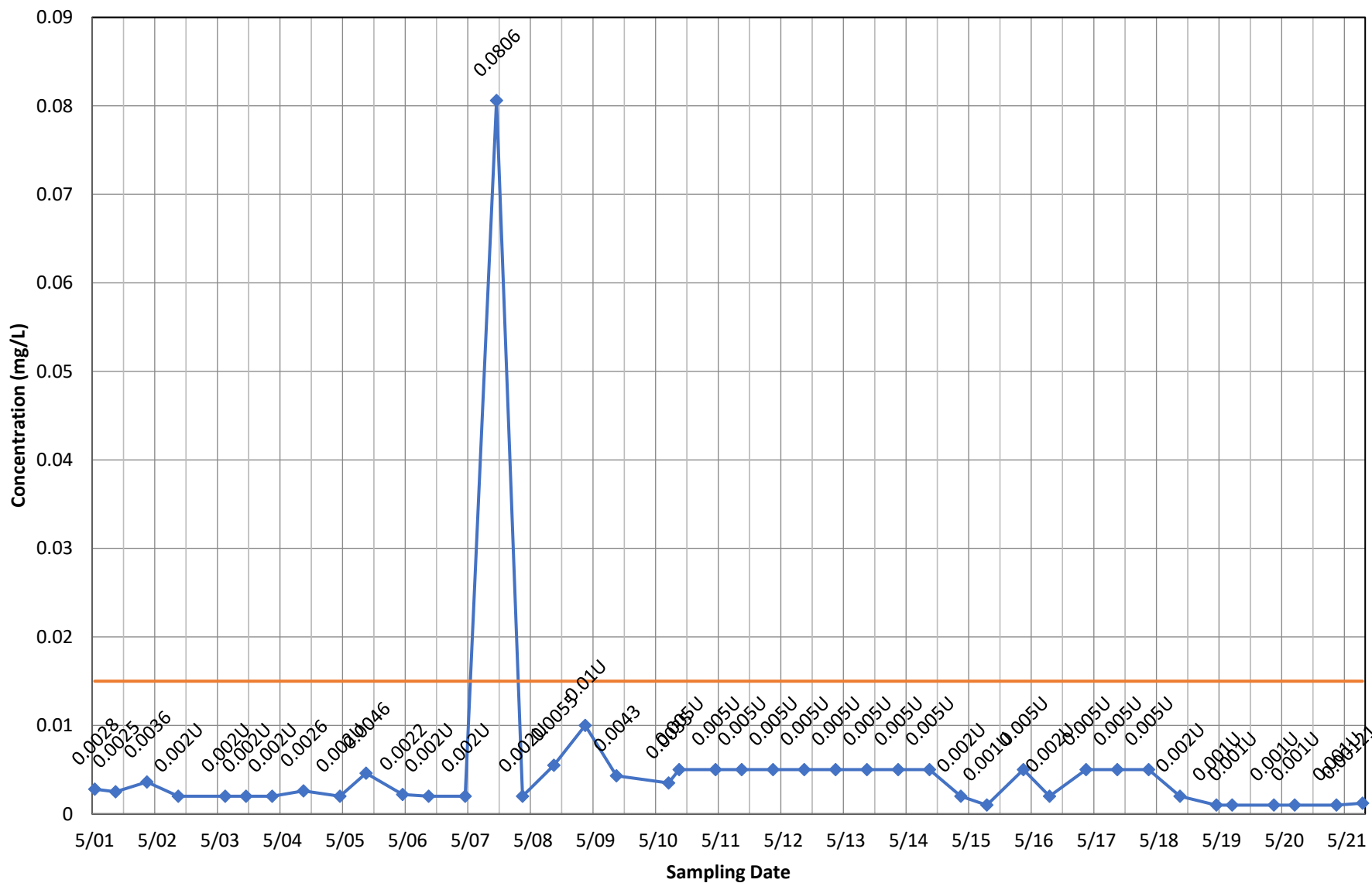
◆ Concentration — Current MCL

Monitoring Well OB102 - Heptachlor



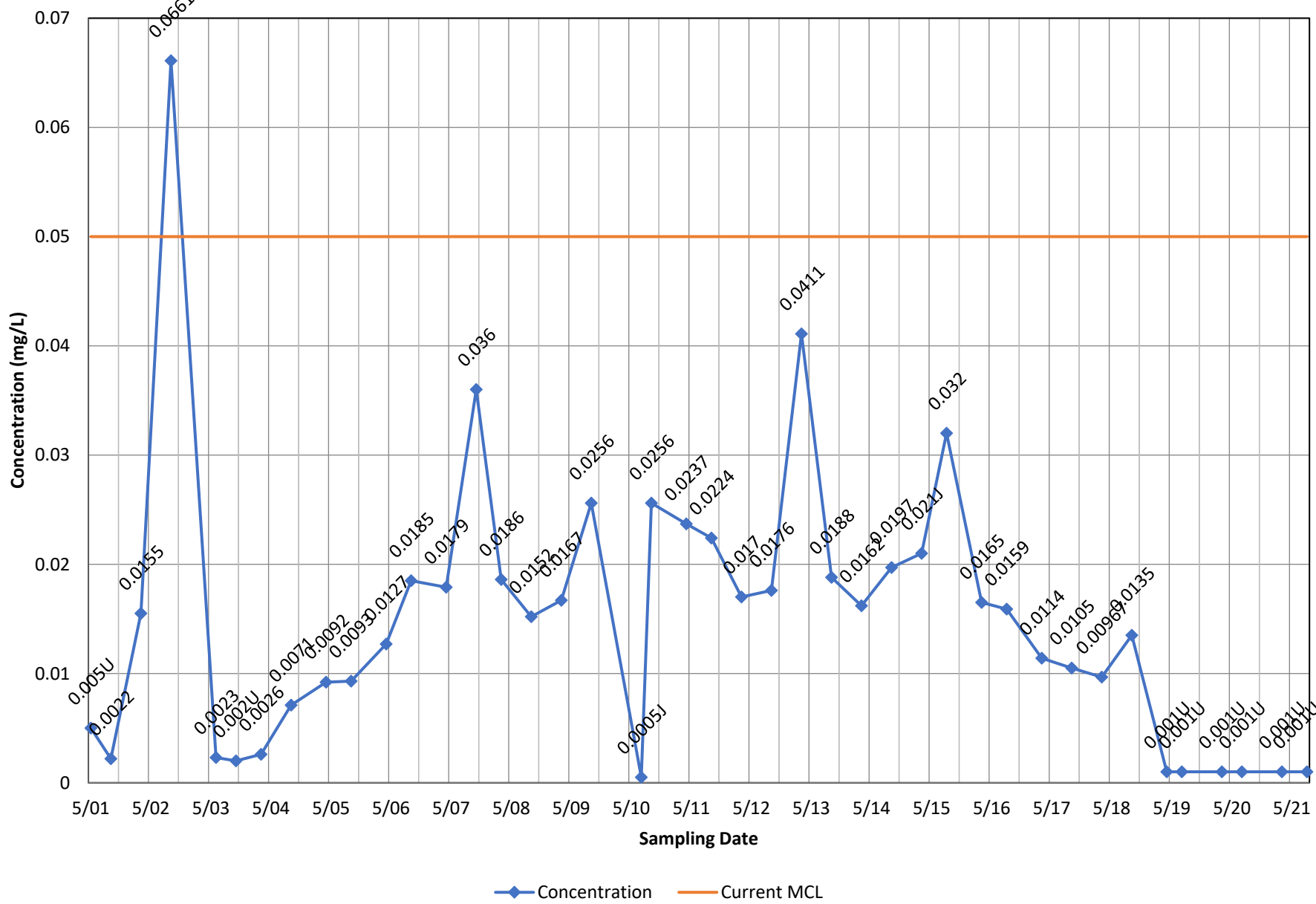
◆ Concentration — Current MCL

Monitoring Well OB102 - Lead, total

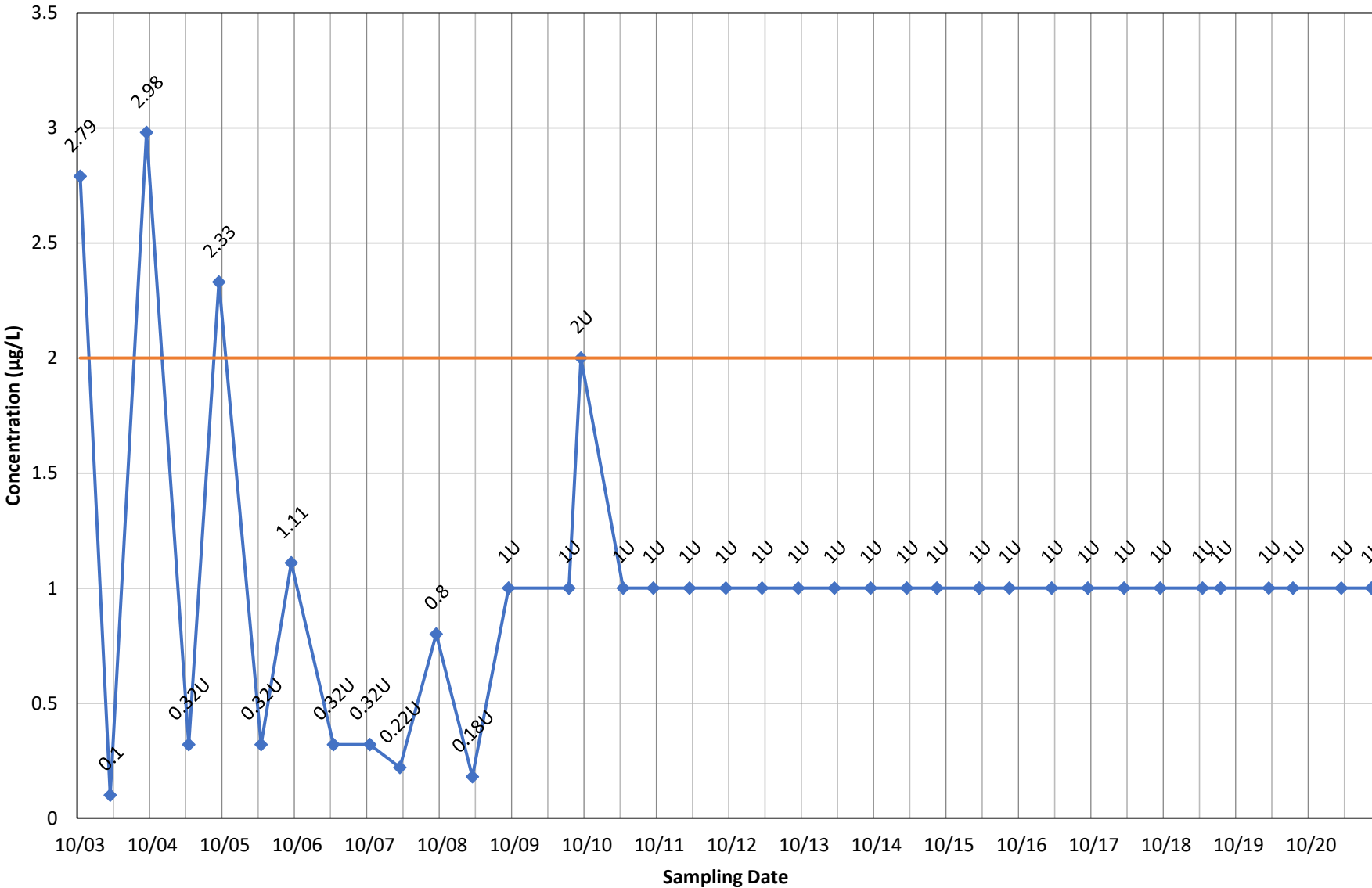


◆ Concentration — Current MCL

Monitoring Well OB102 - Selenium, total

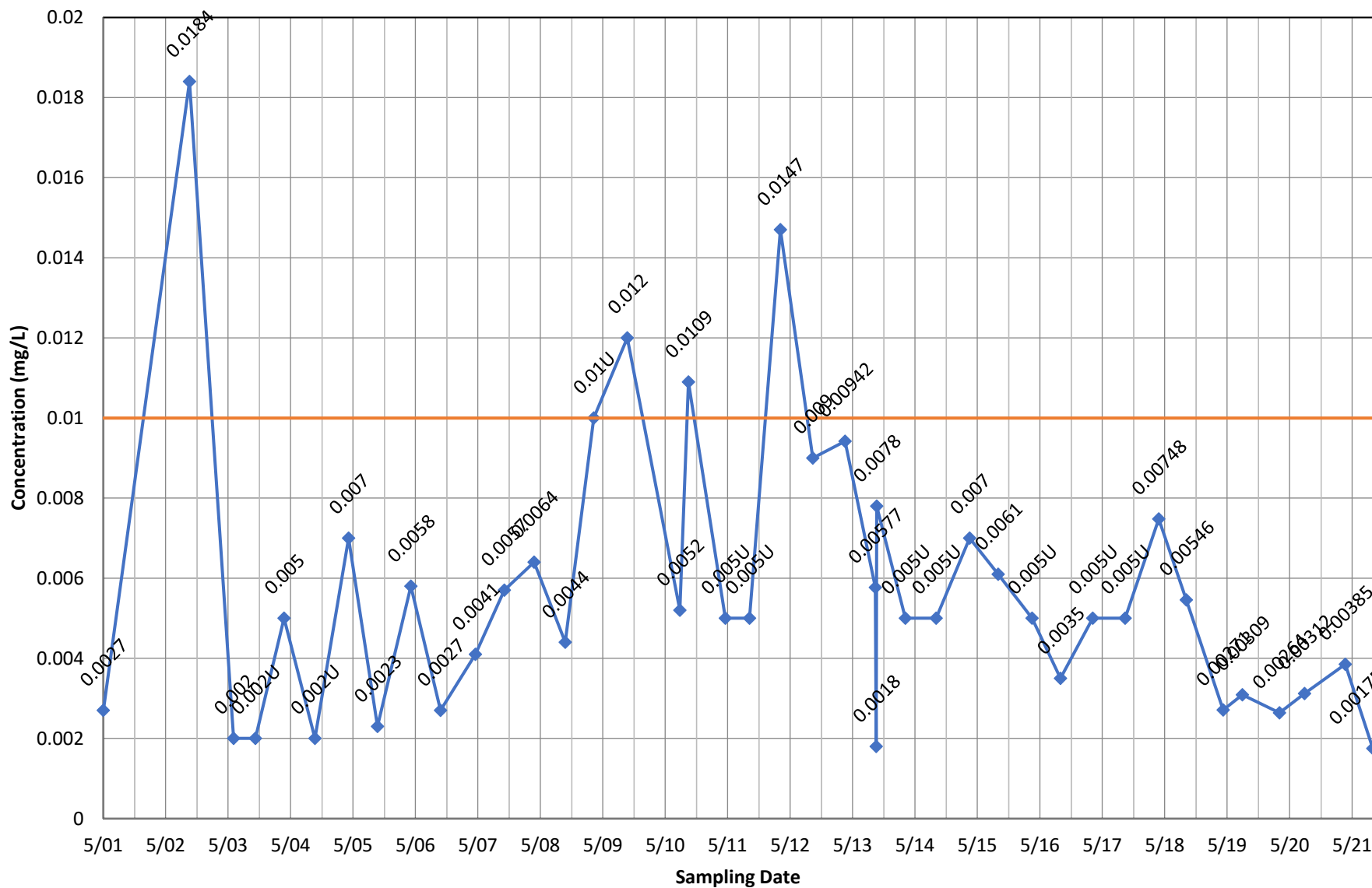


Monitoring Well OB102 - Vinyl Chloride



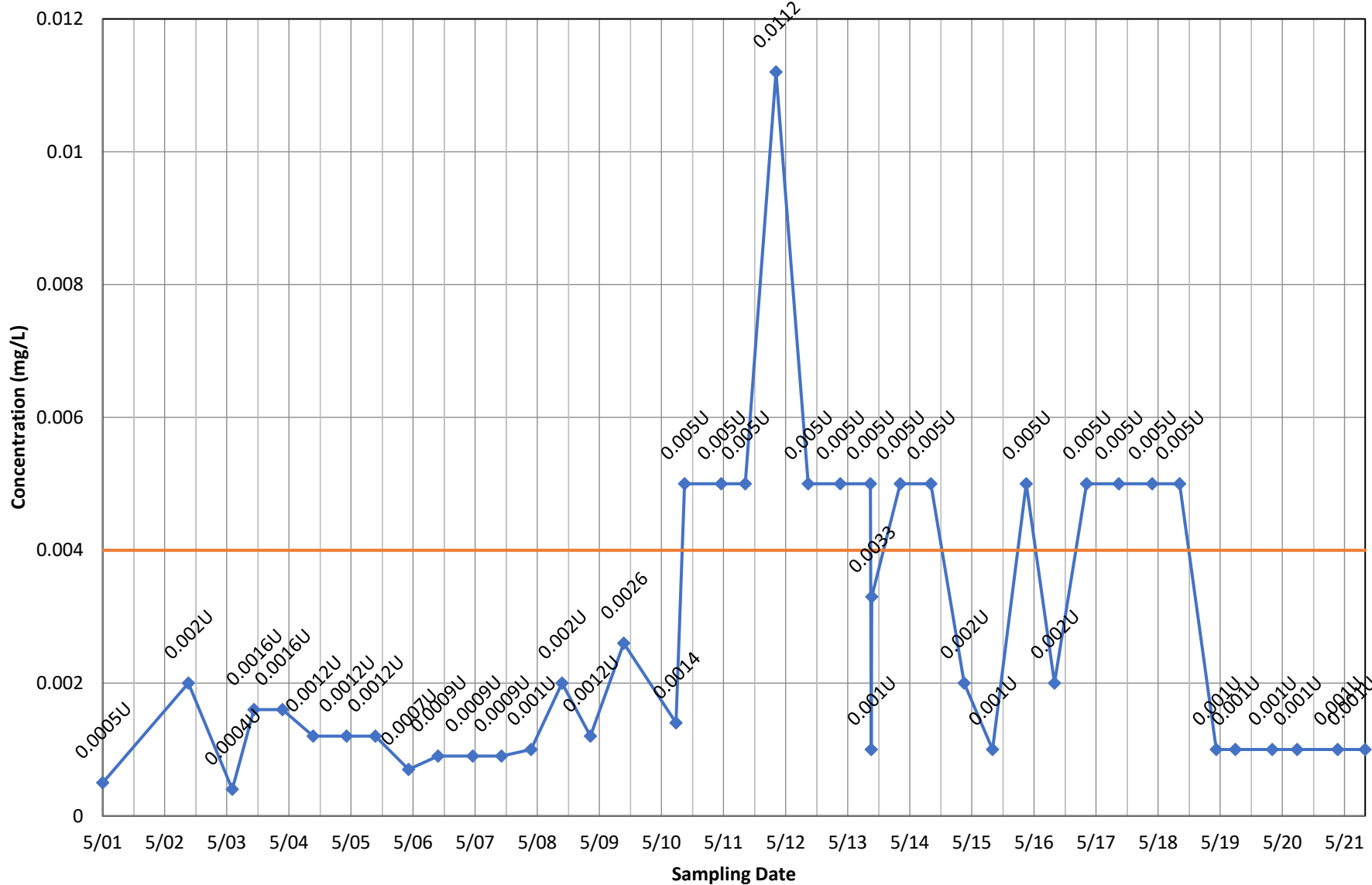
◆ Concentration — Current MCL

Monitoring Well OB105 - Arsenic, total



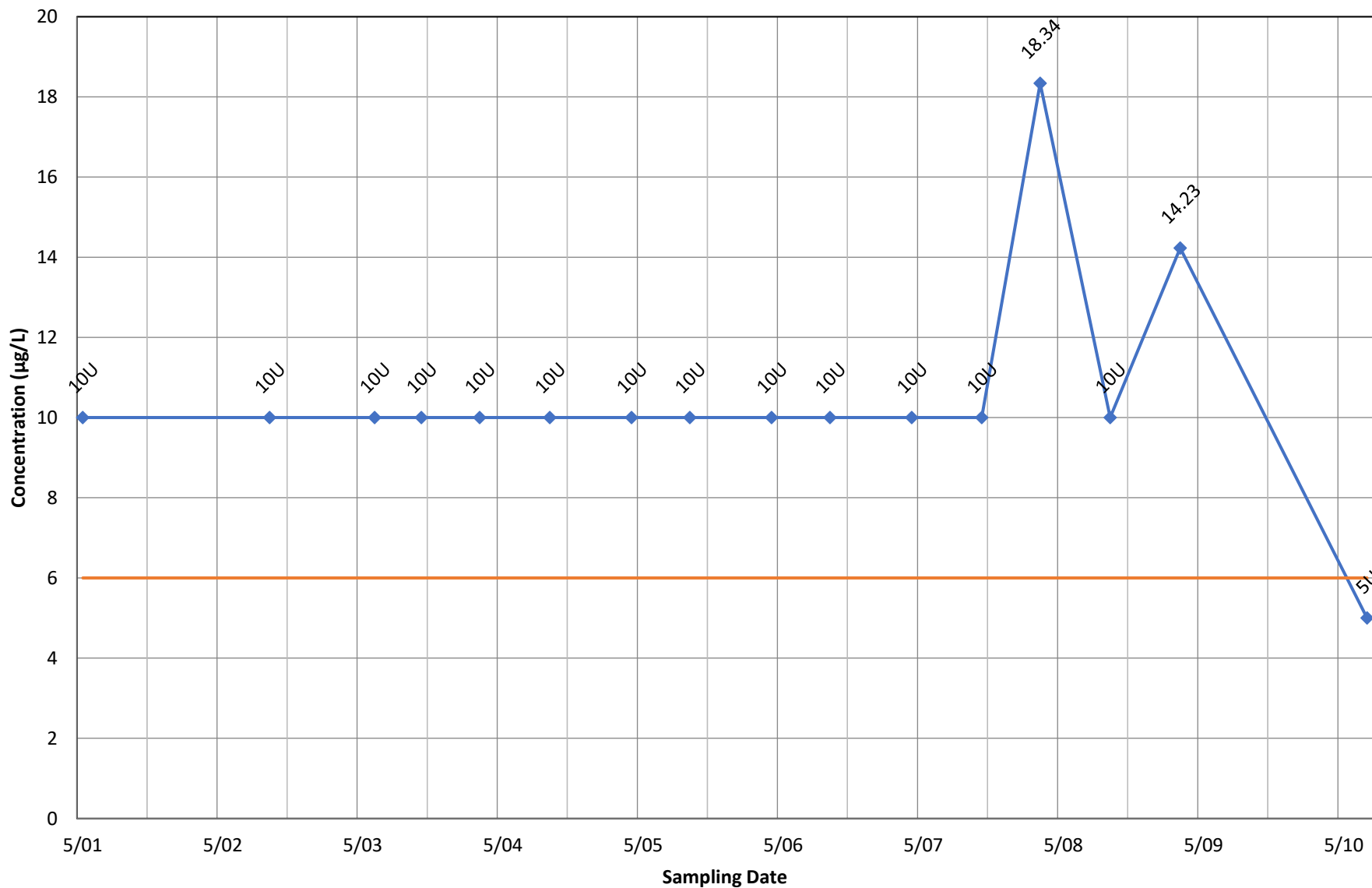
◆ Concentration — Current MCL

Monitoring Well OB105 - Beryllium, total



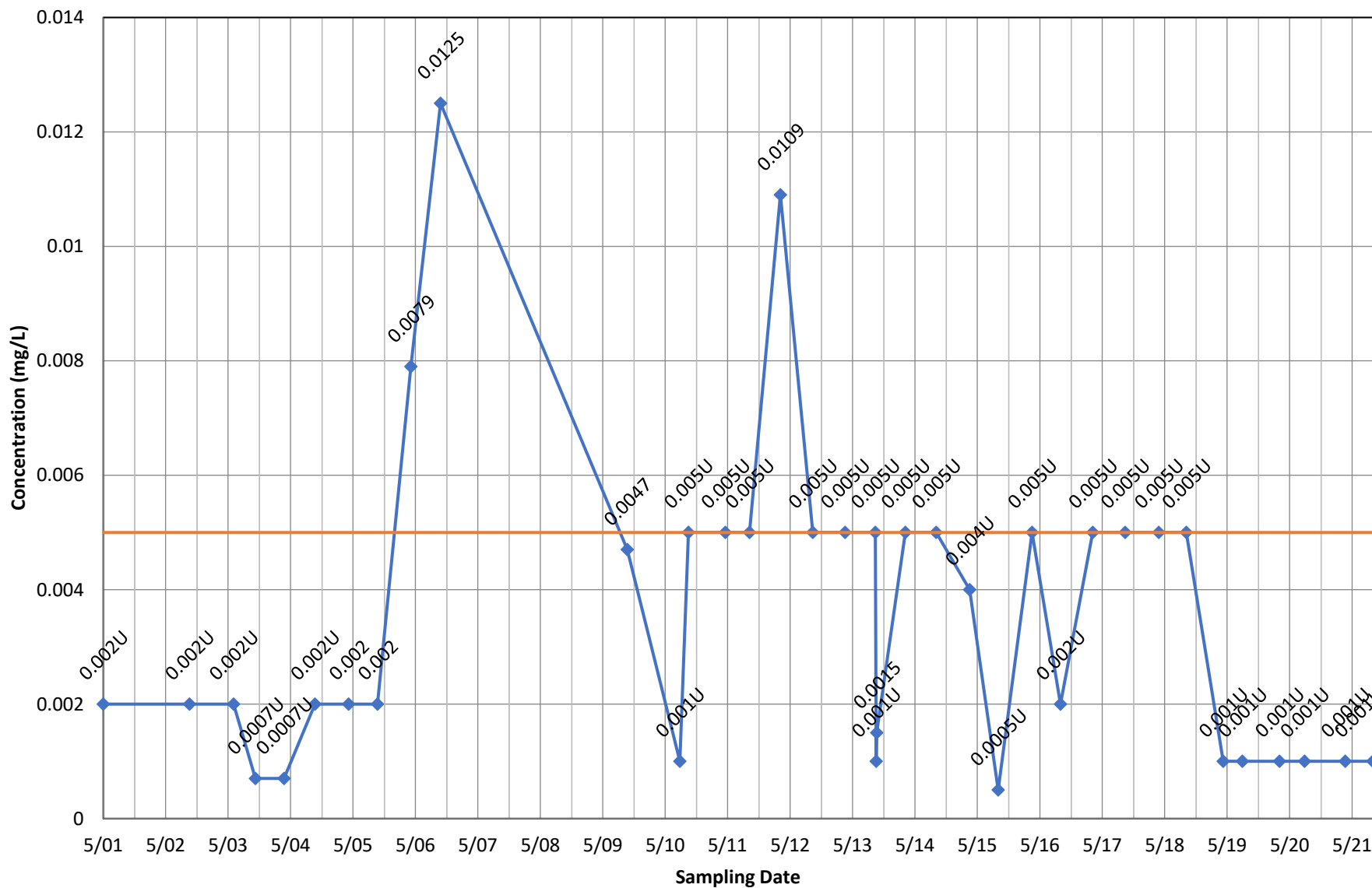
◆ Concentration — Current MCL

Monitoring Well OB105 - Bis(2-Ethylhexyl) Phthalate



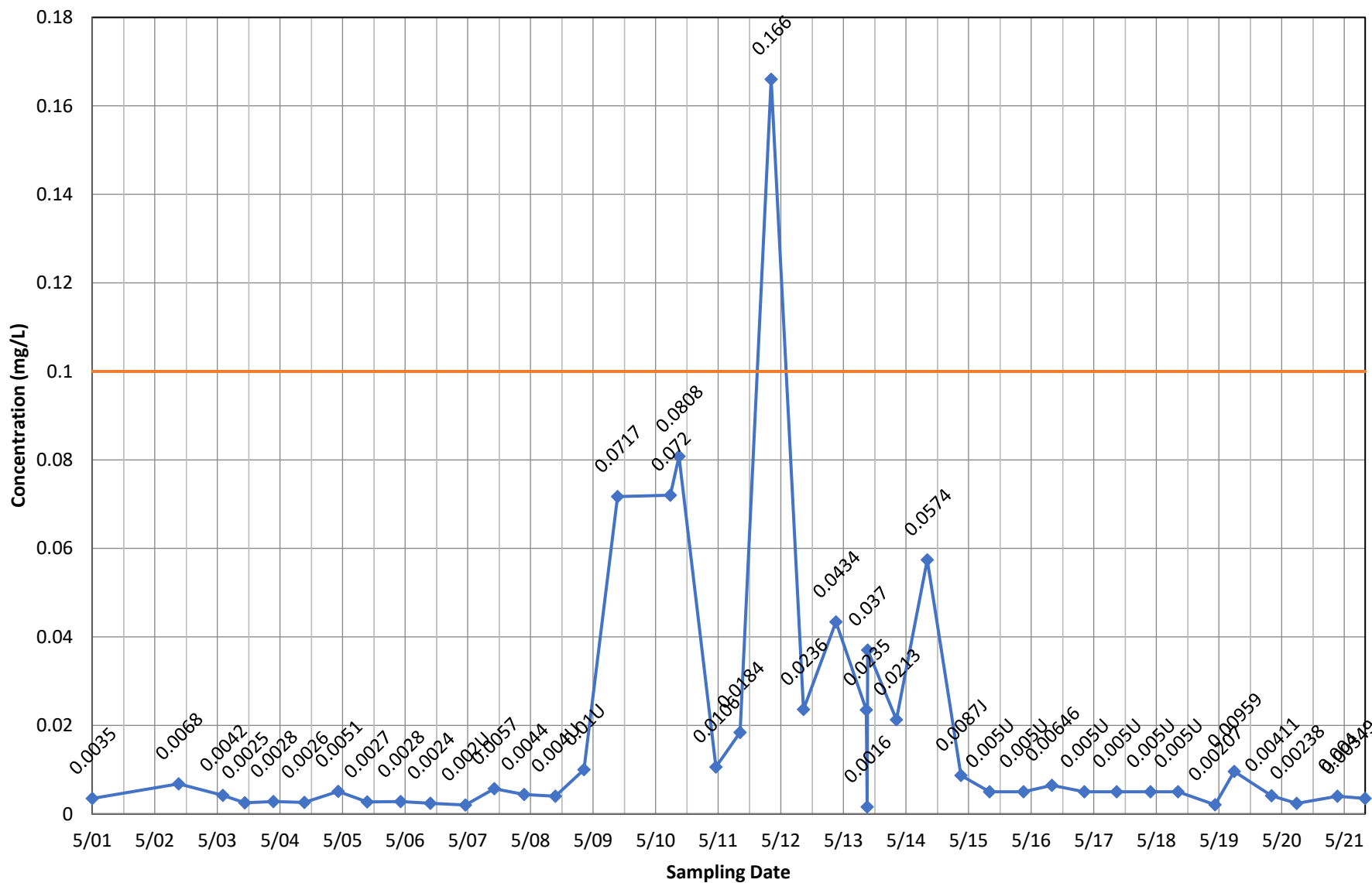
◆ Concentration — Current MCL

Monitoring Well OB105 - Cadmium, total



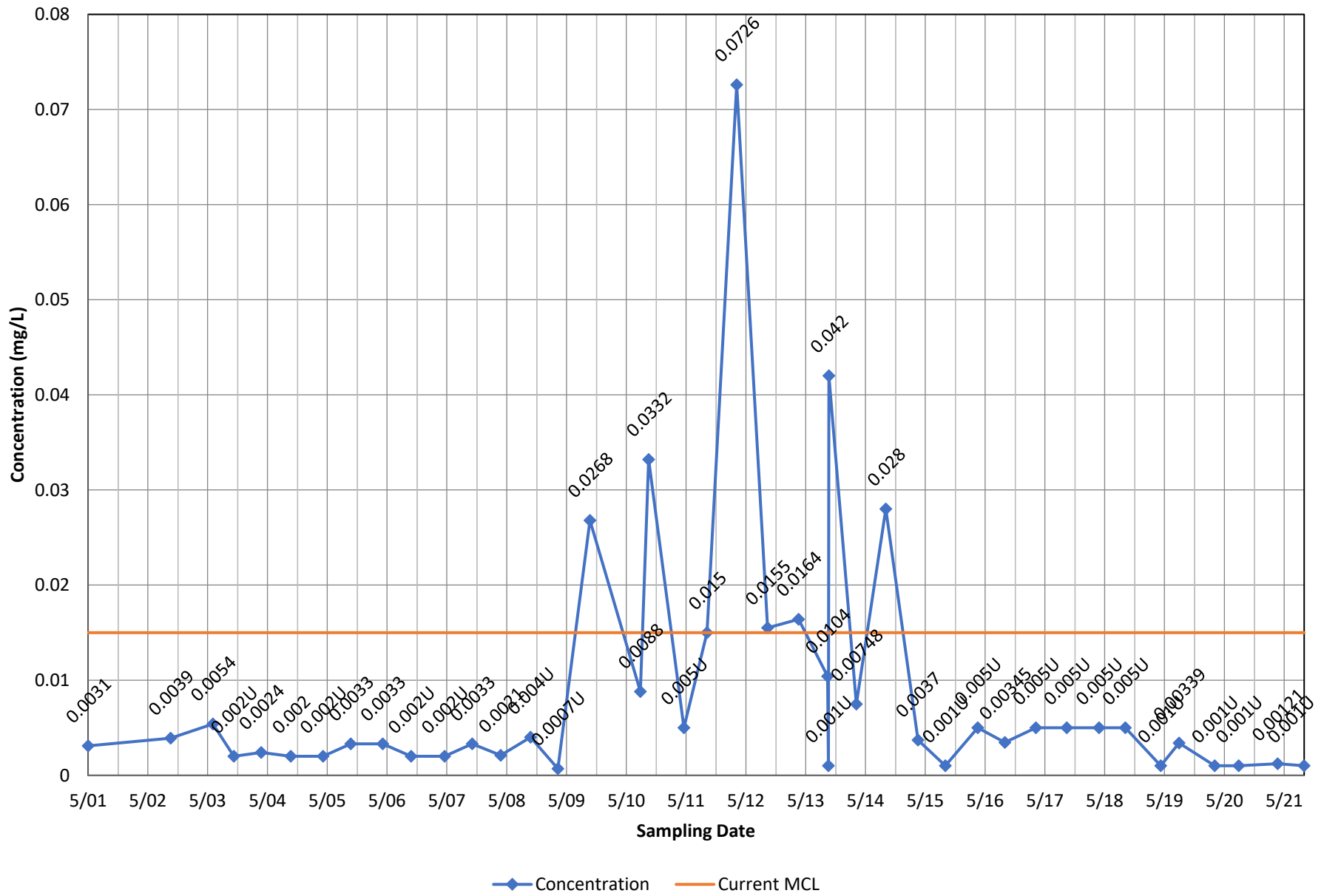
◆ Concentration — Current MCL

Monitoring Well OB105 - Chromium, total

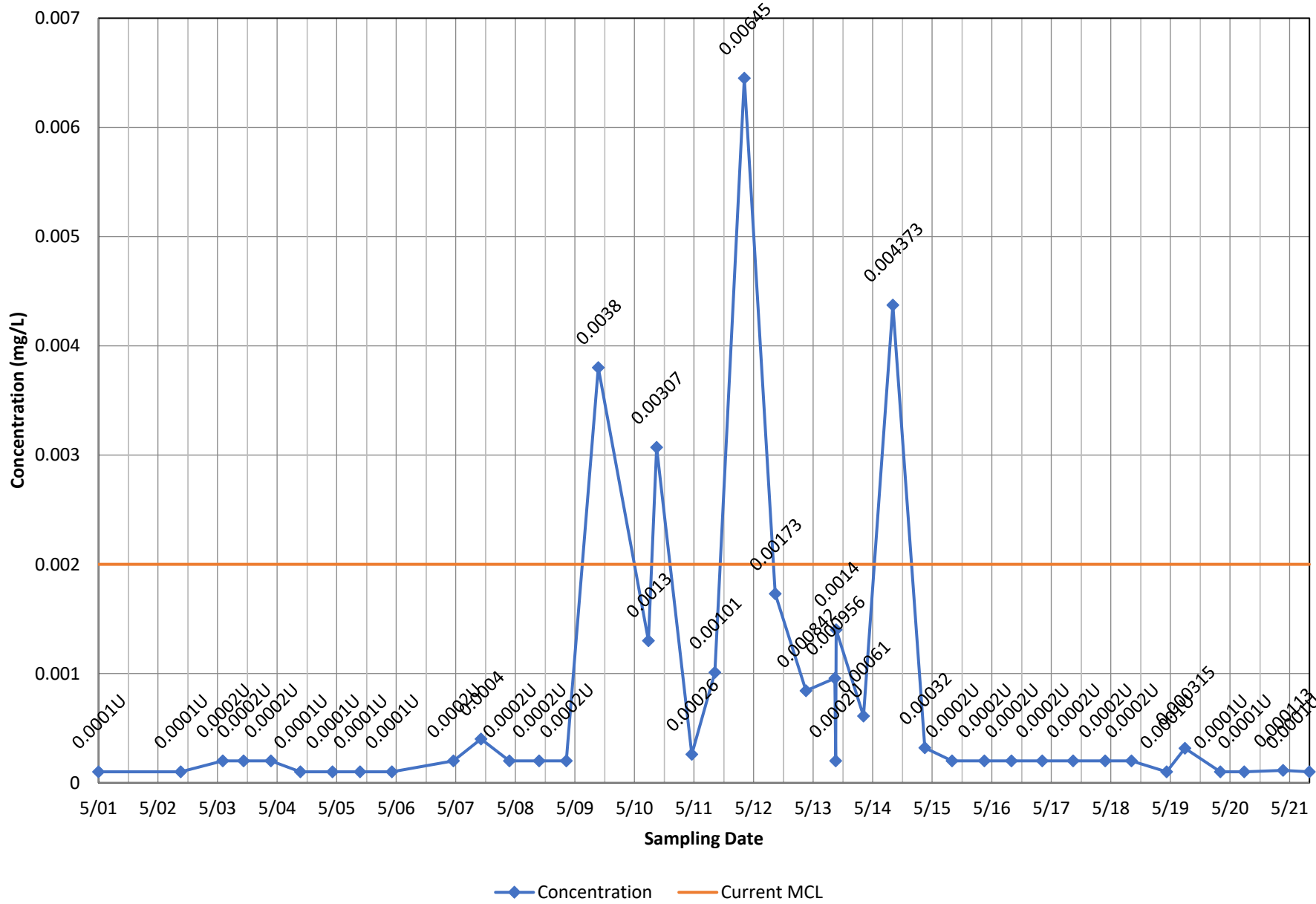


◆ Concentration — Current MCL

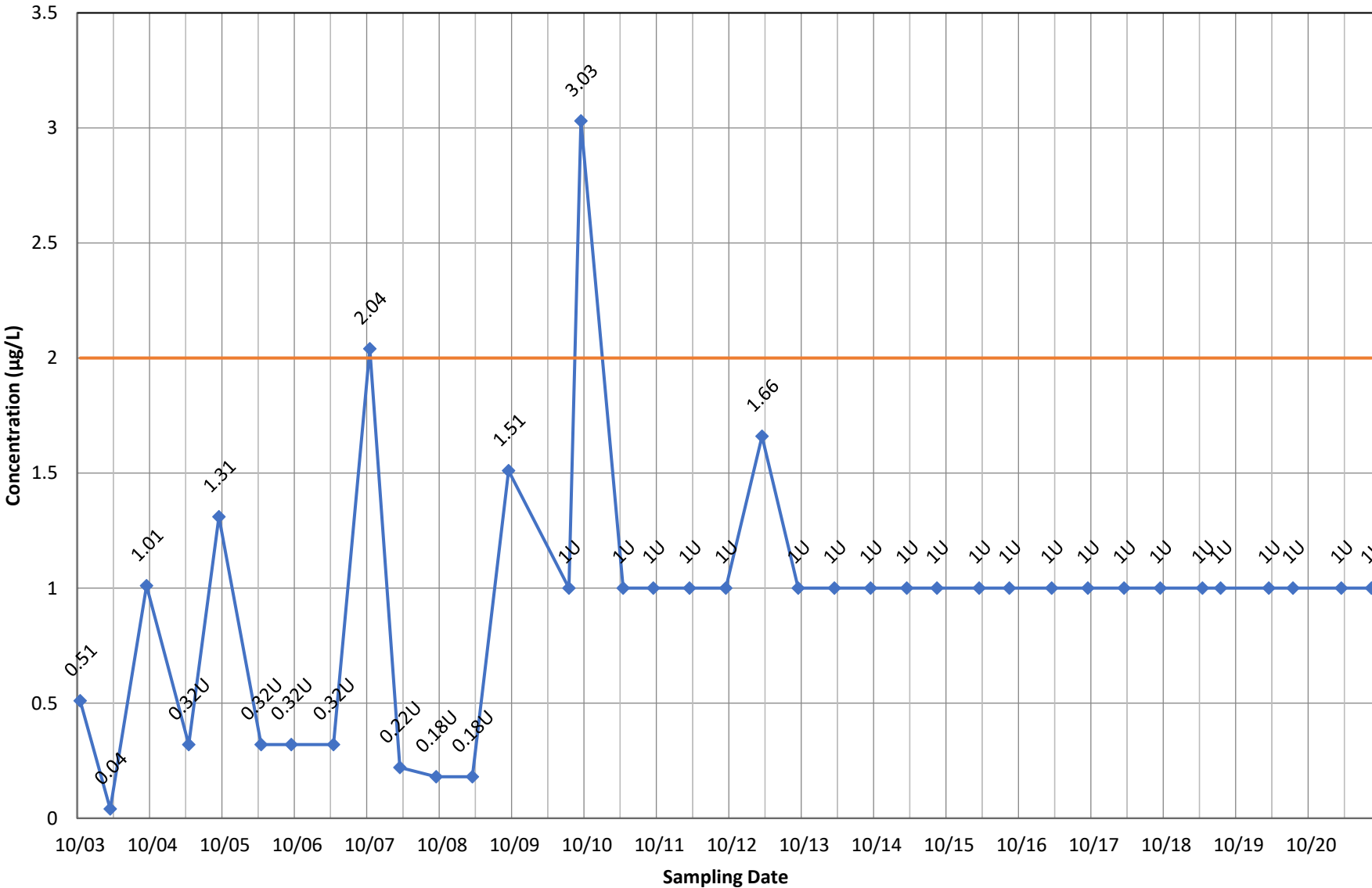
Monitoring Well OB105 - Lead, total



Monitoring Well OB105 - Mercury, total

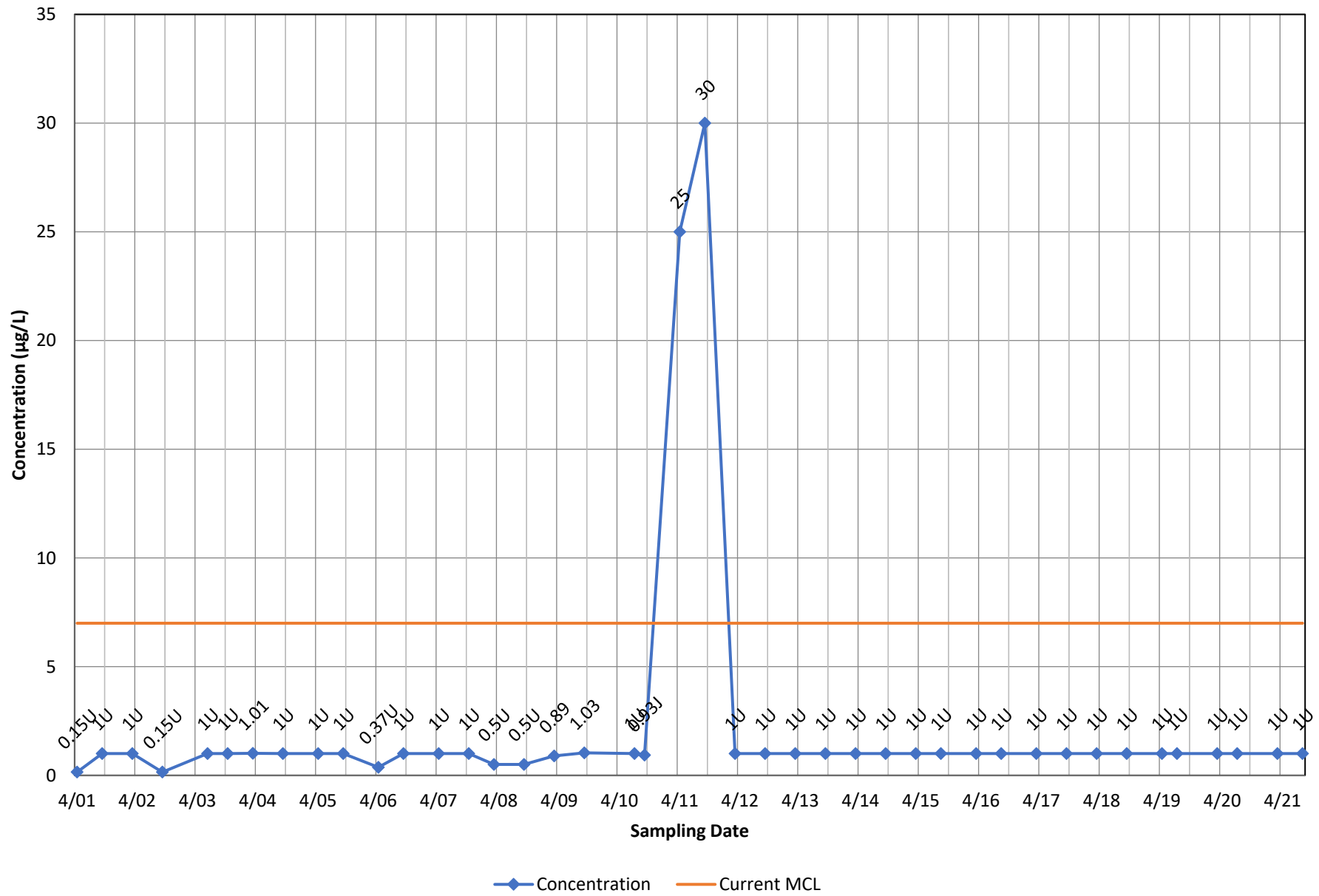


Monitoring Well OB105 - Vinyl Chloride

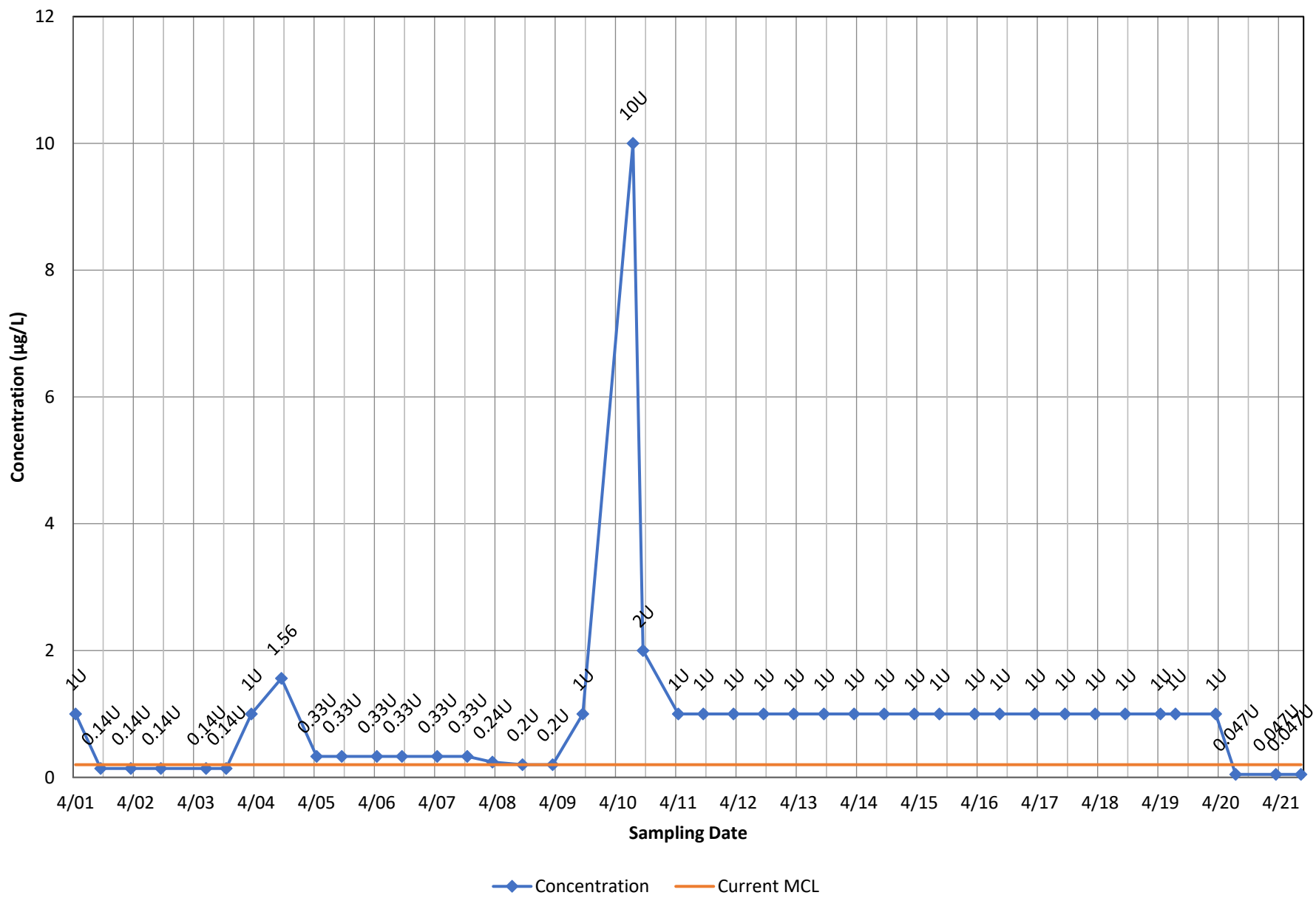


◆ Concentration — Current MCL

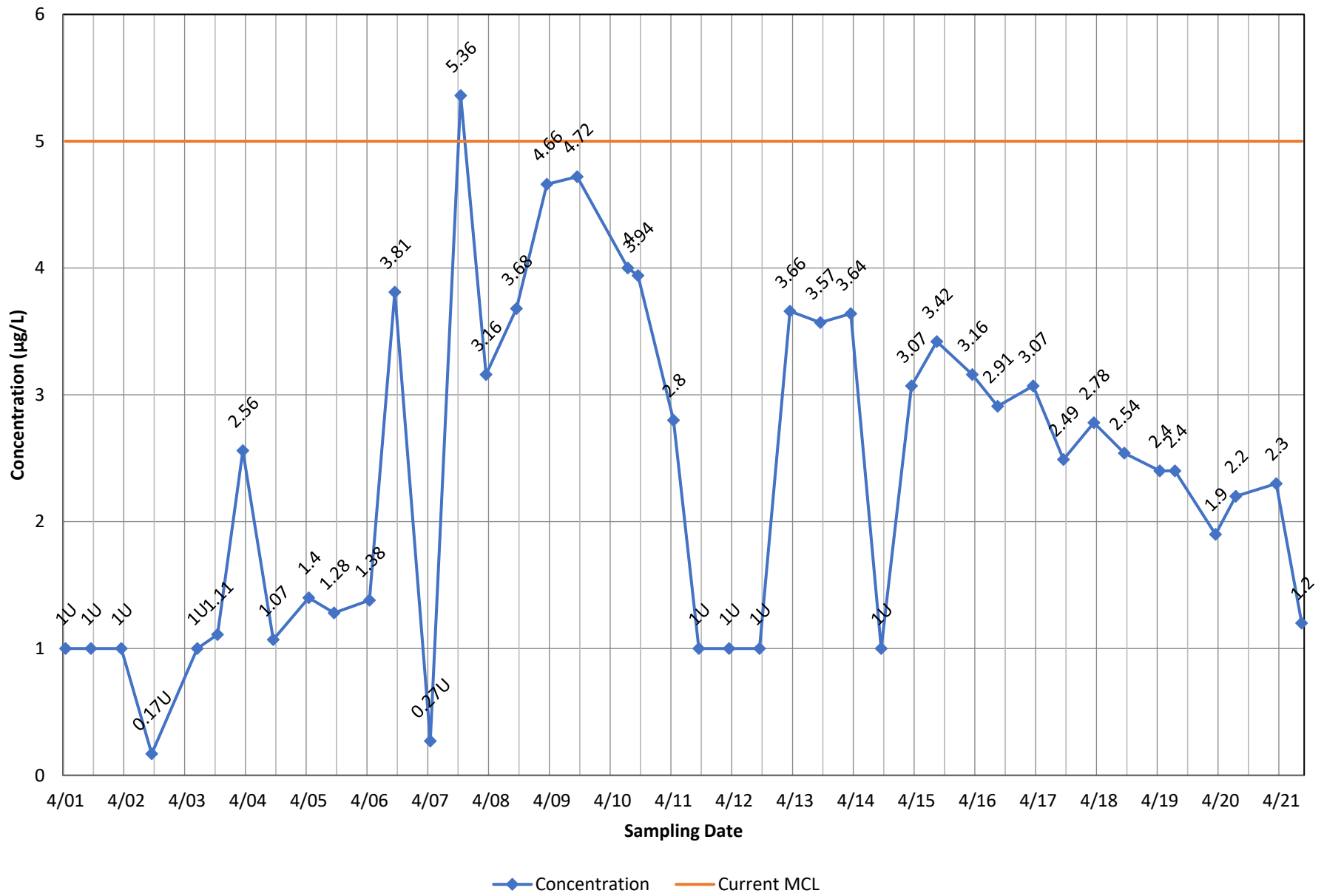
Monitoring Well OB11 - 1,1-Dichloroethene



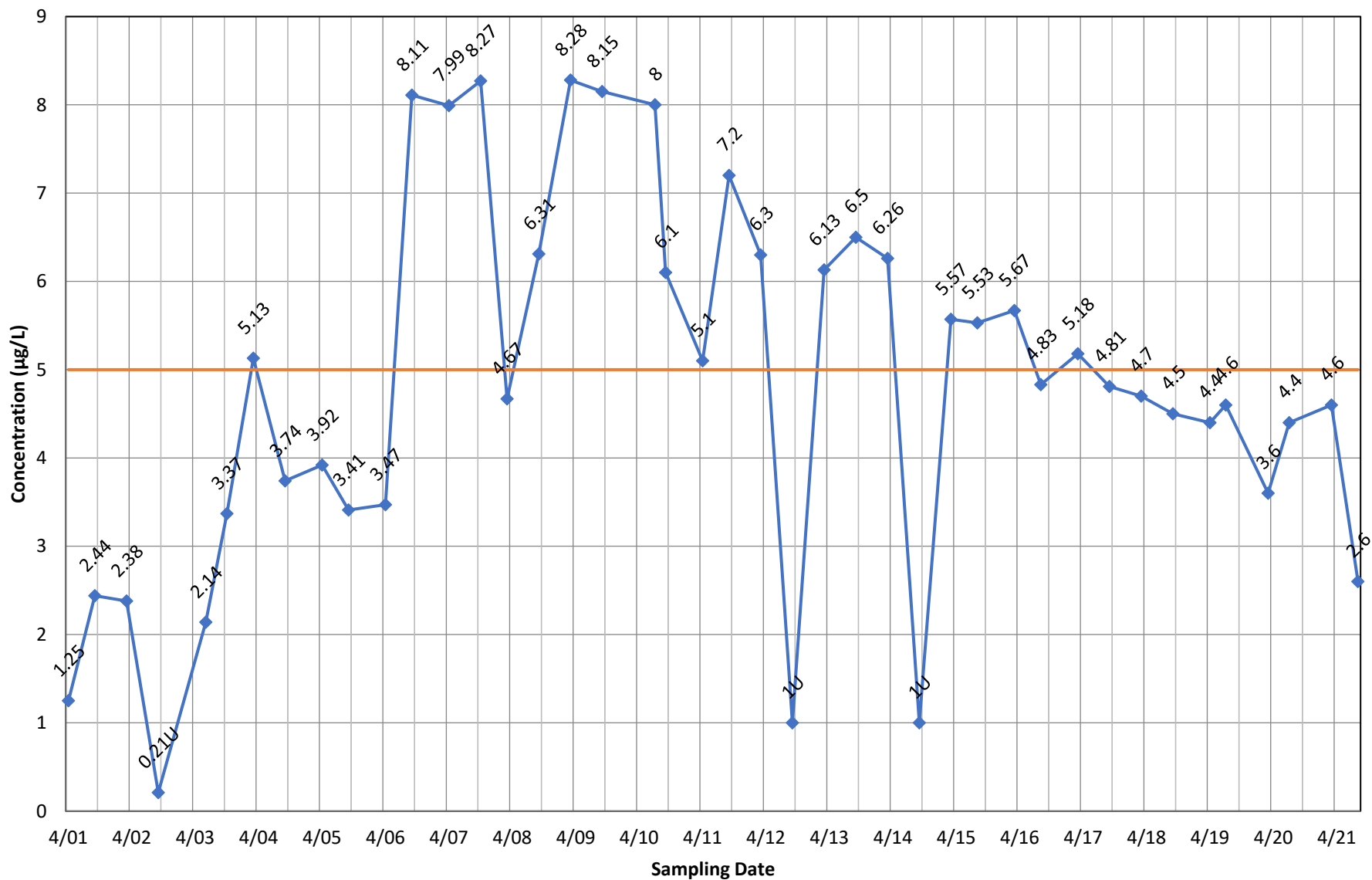
Monitoring Well OB11 - 1,2-Dibromo-3-chloropropane



Monitoring Well OB11 - 1,2-Dichloroethane

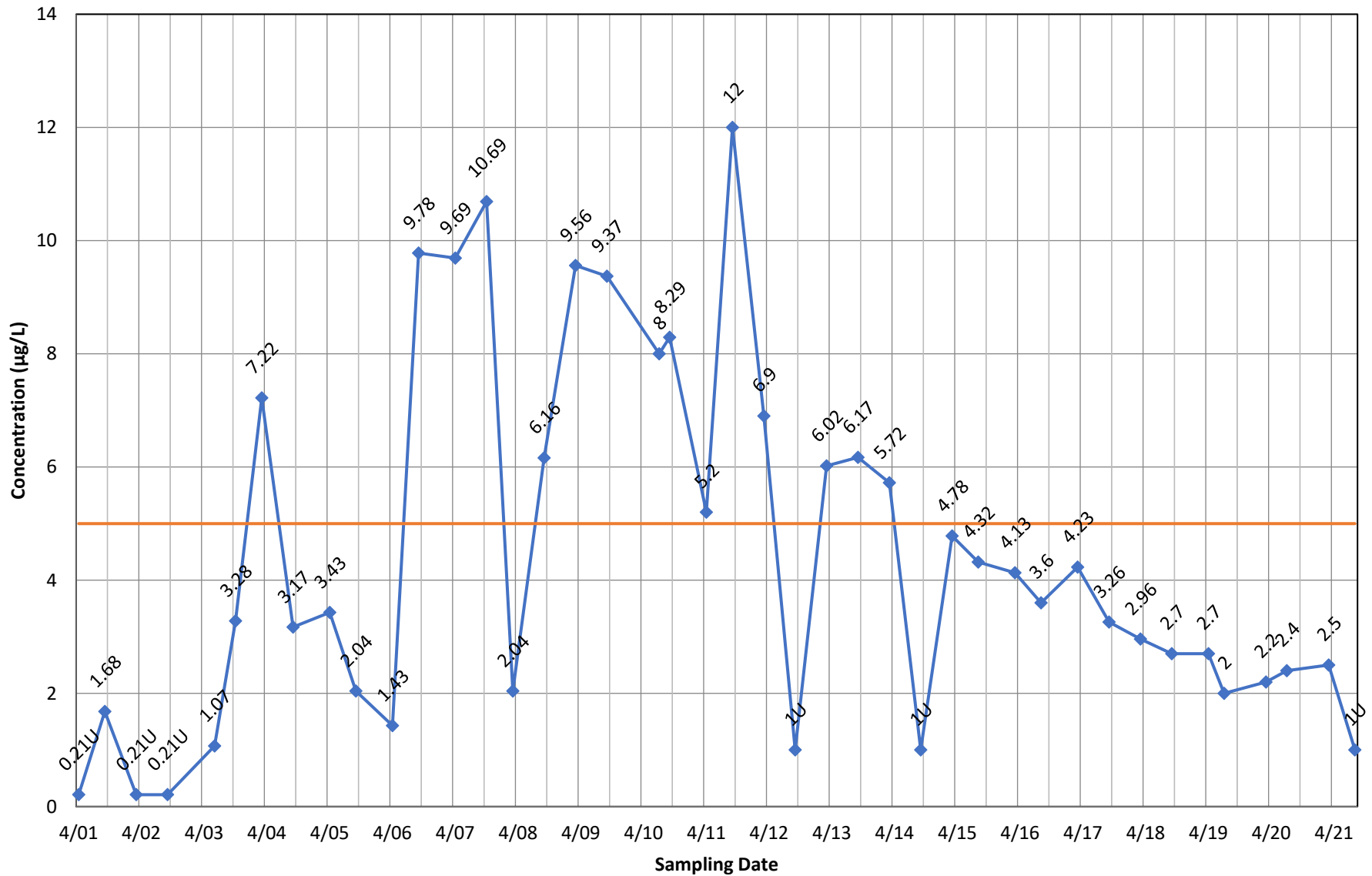


Monitoring Well OB11 - 1,2-Dichloropropane



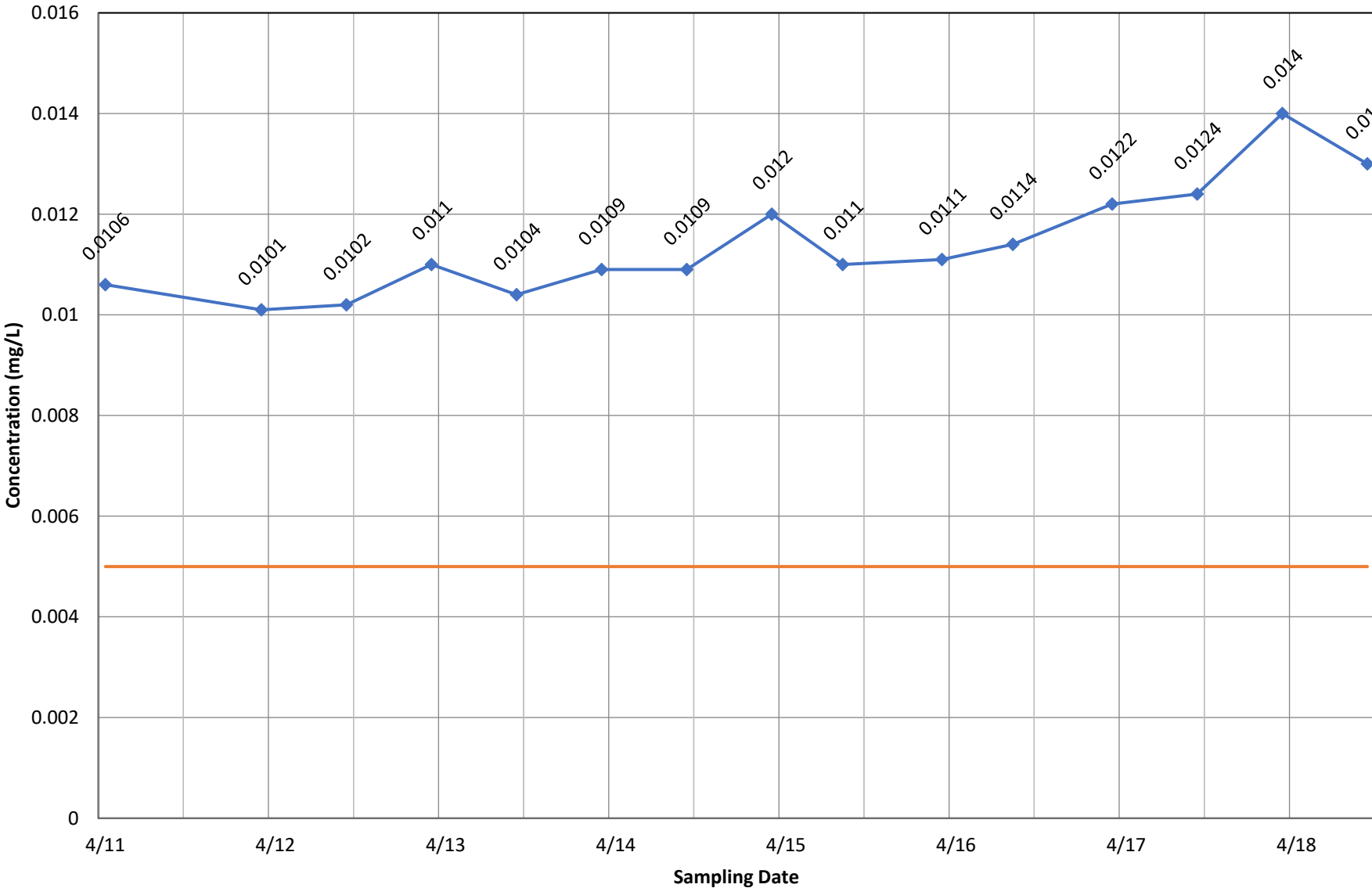
◆ Concentration — Current MCL

Monitoring Well OB11 - Benzene



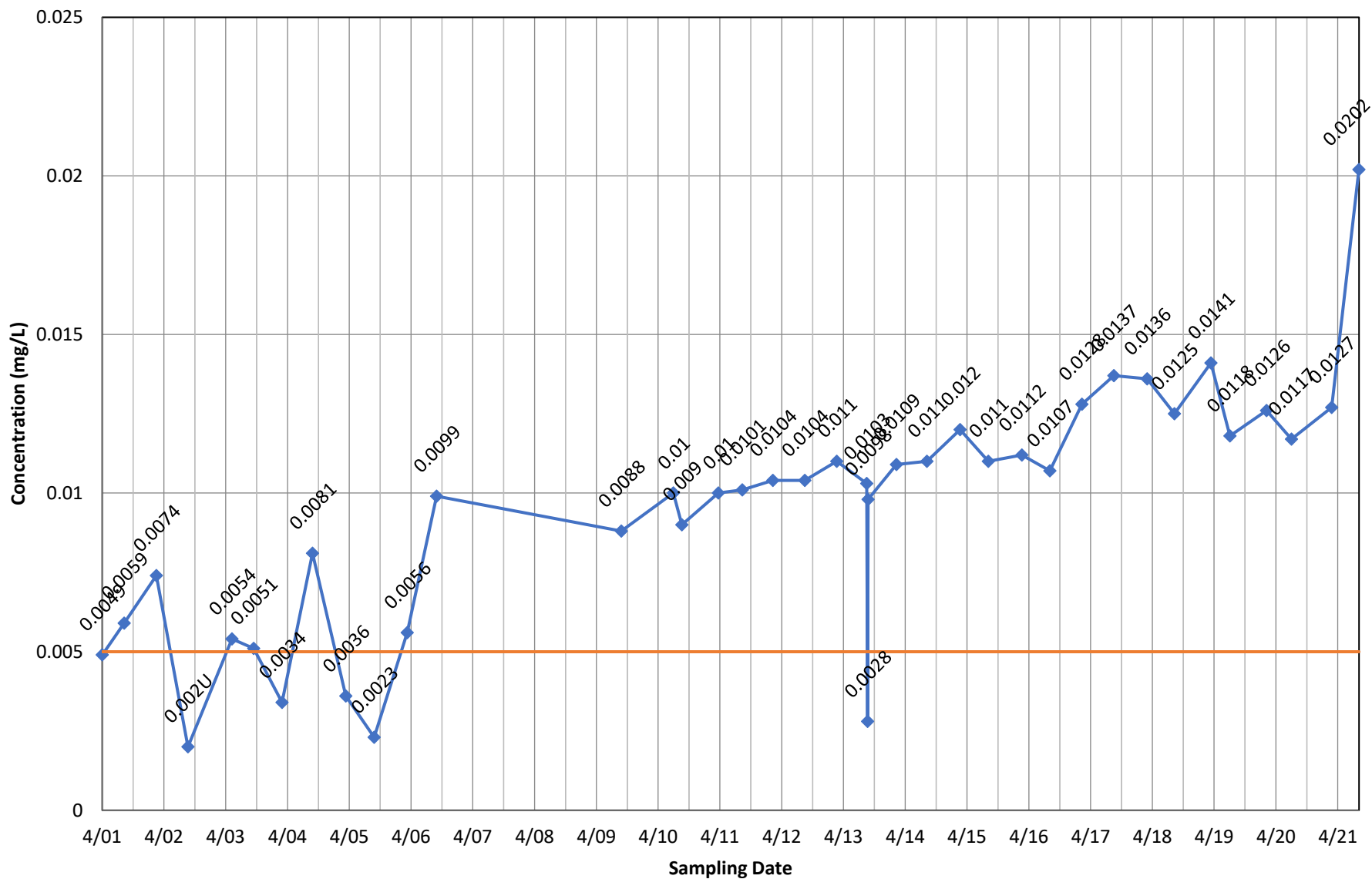
◆ Concentration — Current MCL

Monitoring Well OB11 - Cadmium, dissolved



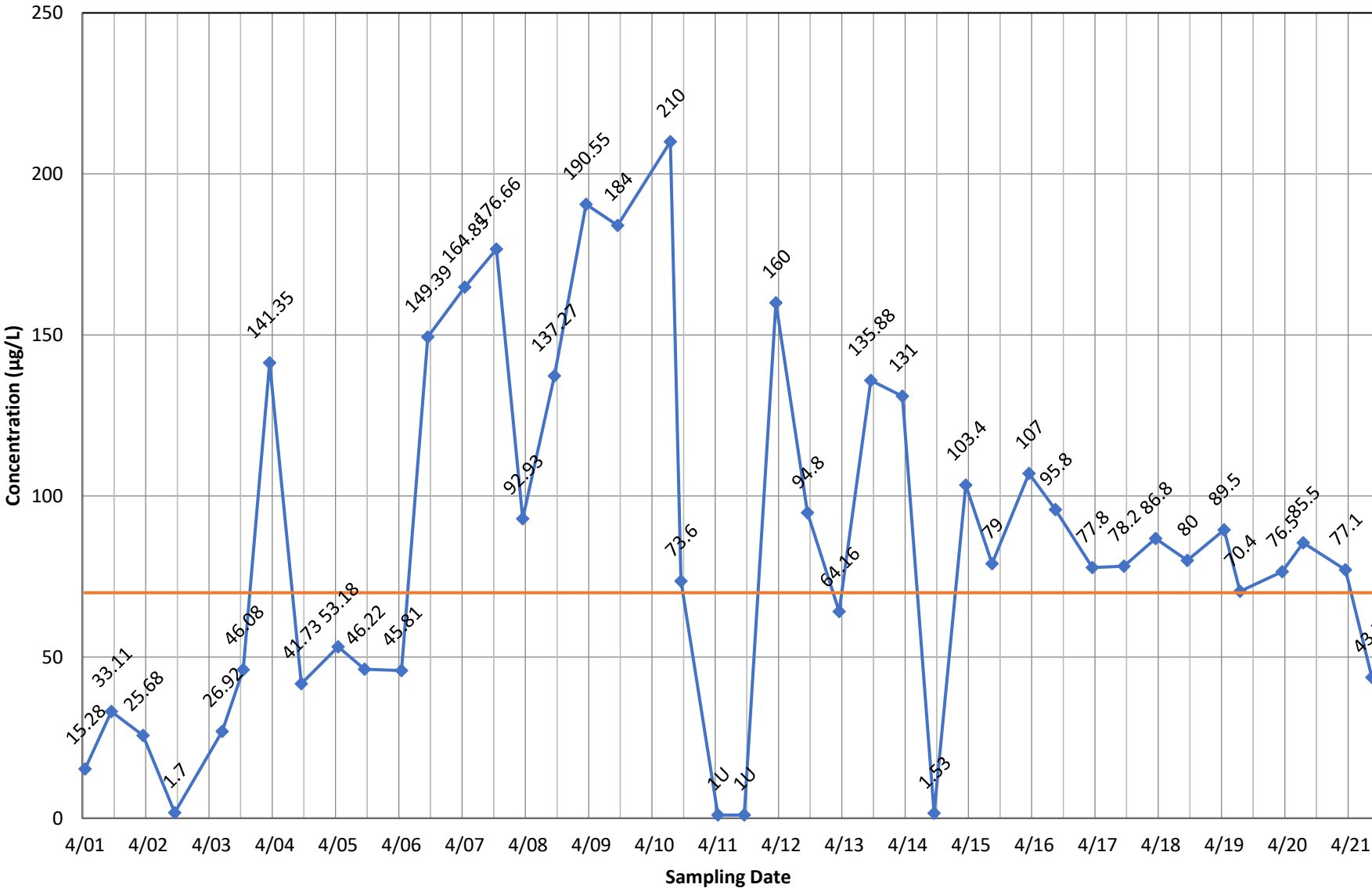
◆ Concentration — Current MCL

Monitoring Well OB11 - Cadmium, total



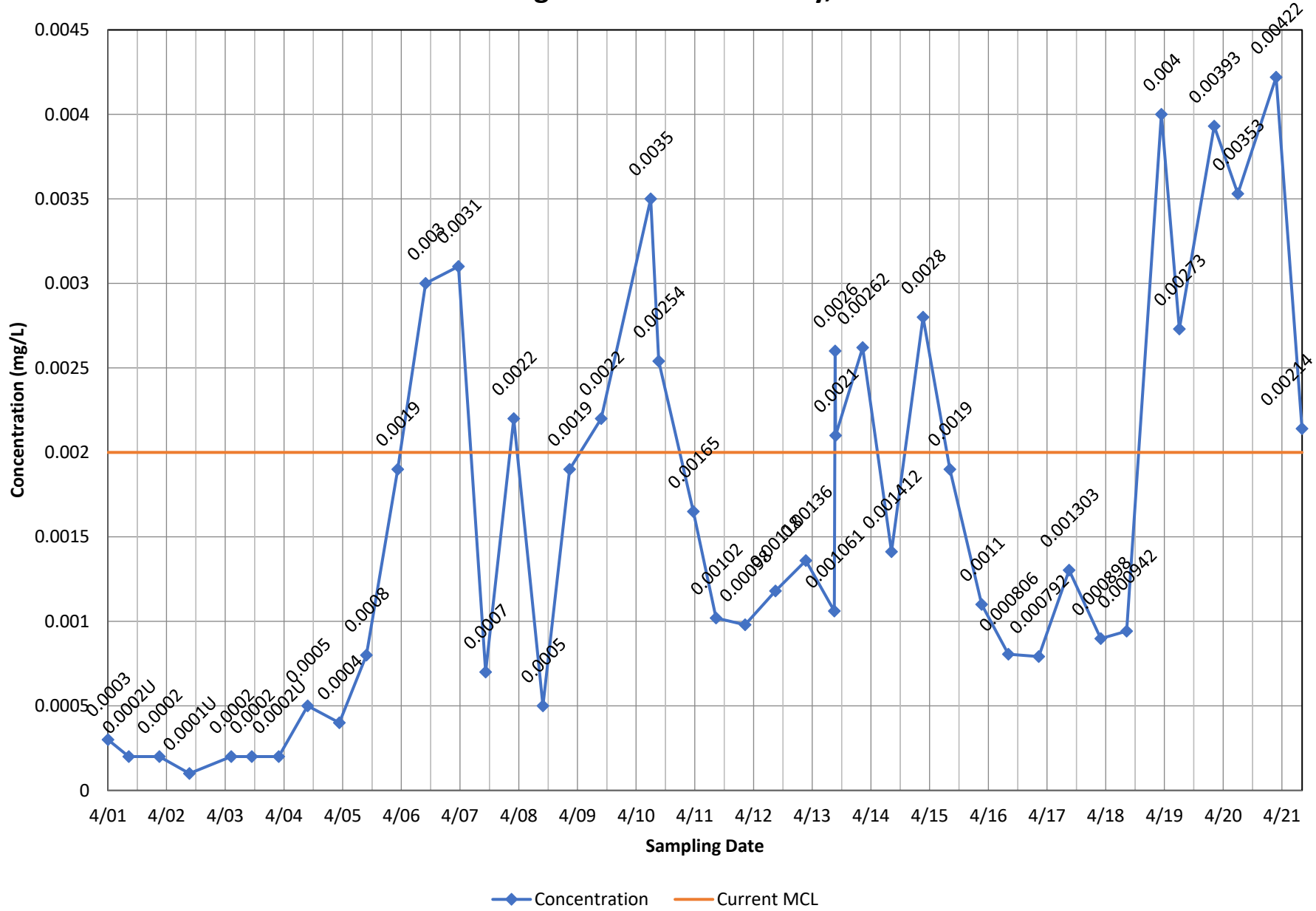
◆ Concentration — Current MCL

Monitoring Well OB11 - cis-1,2-Dichloroethene

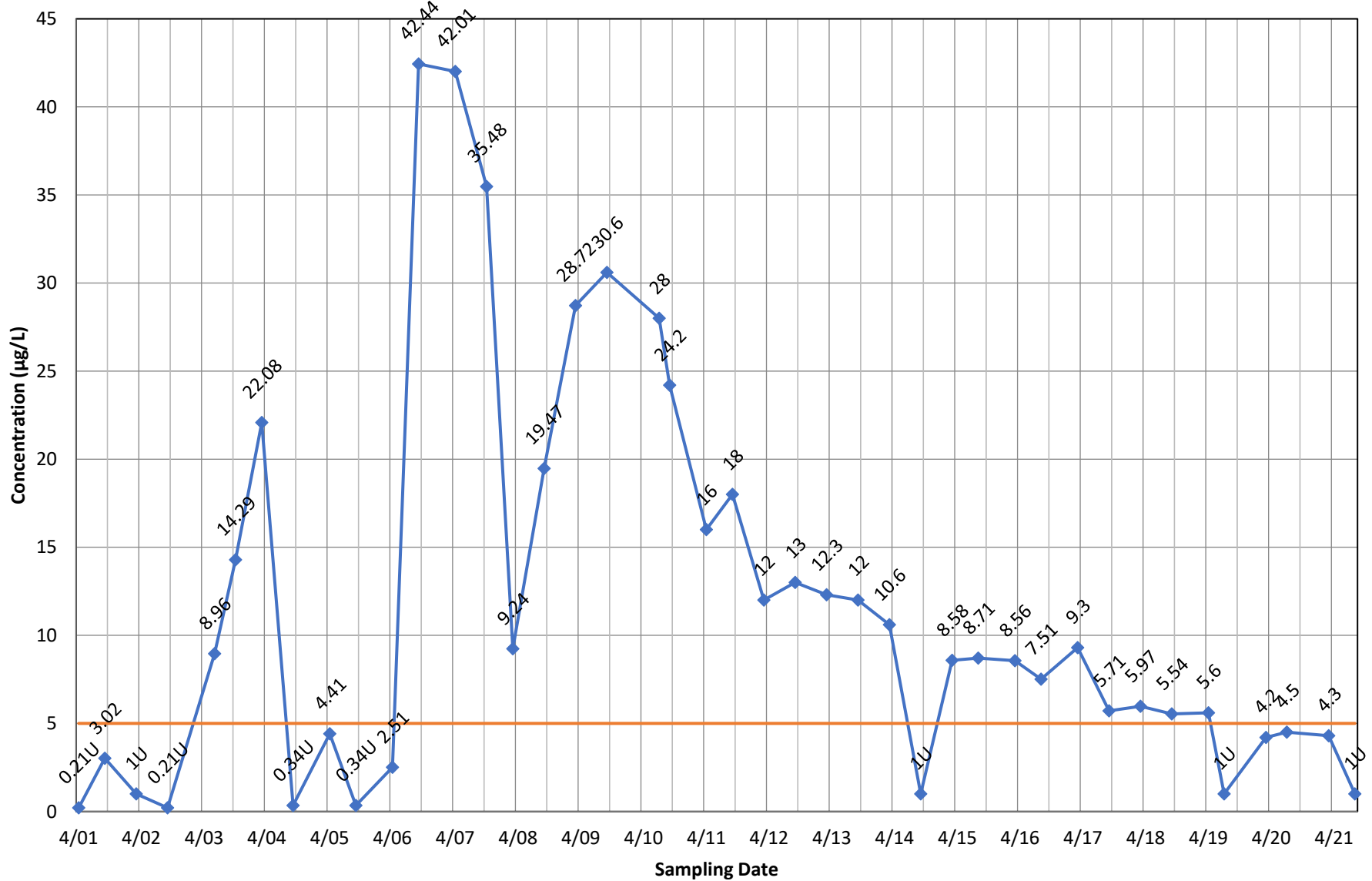


◆ Concentration — Current MCL

Monitoring Well OB11 - Mercury, total

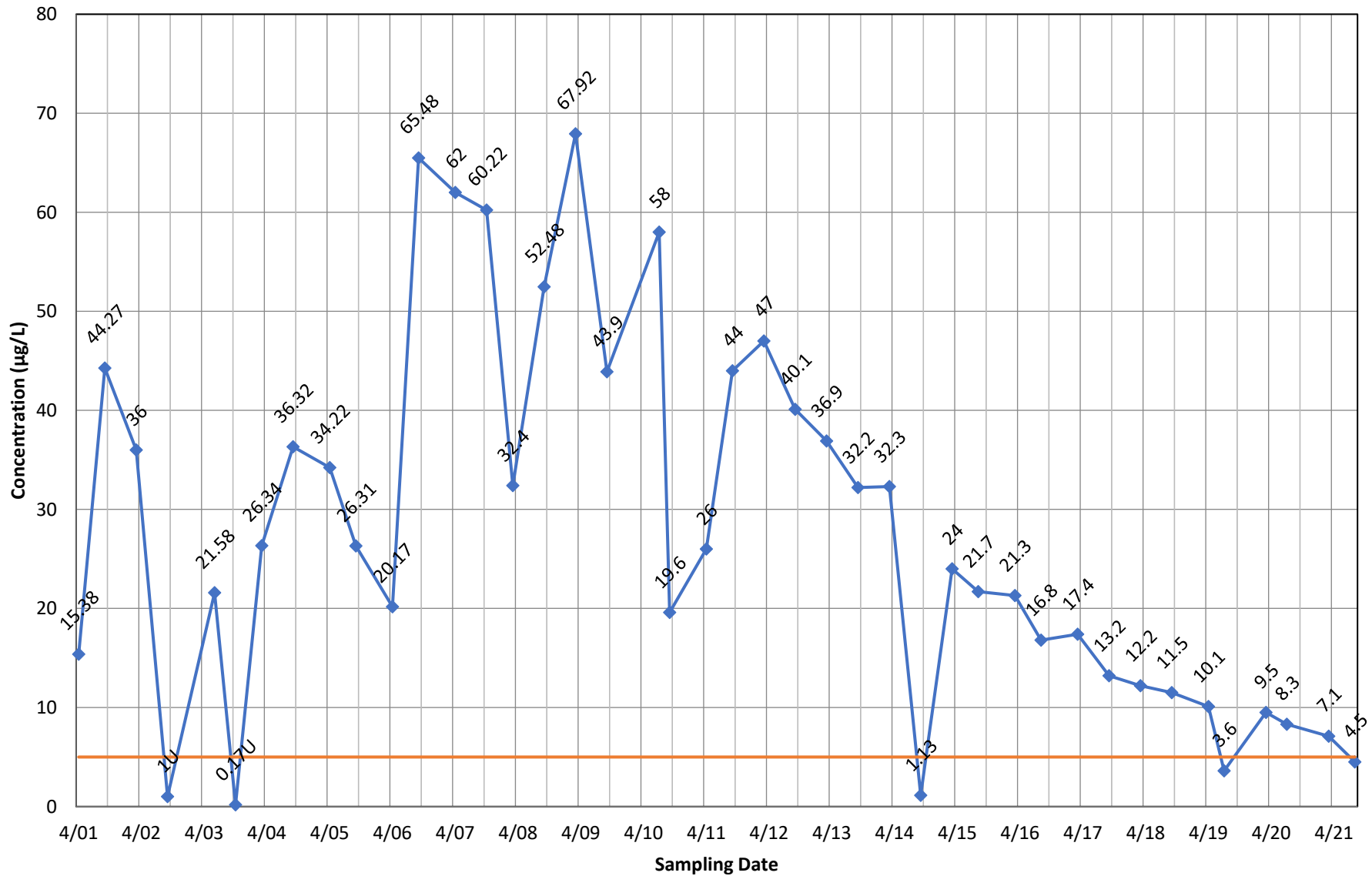


Monitoring Well OB11 - Methylene Chloride



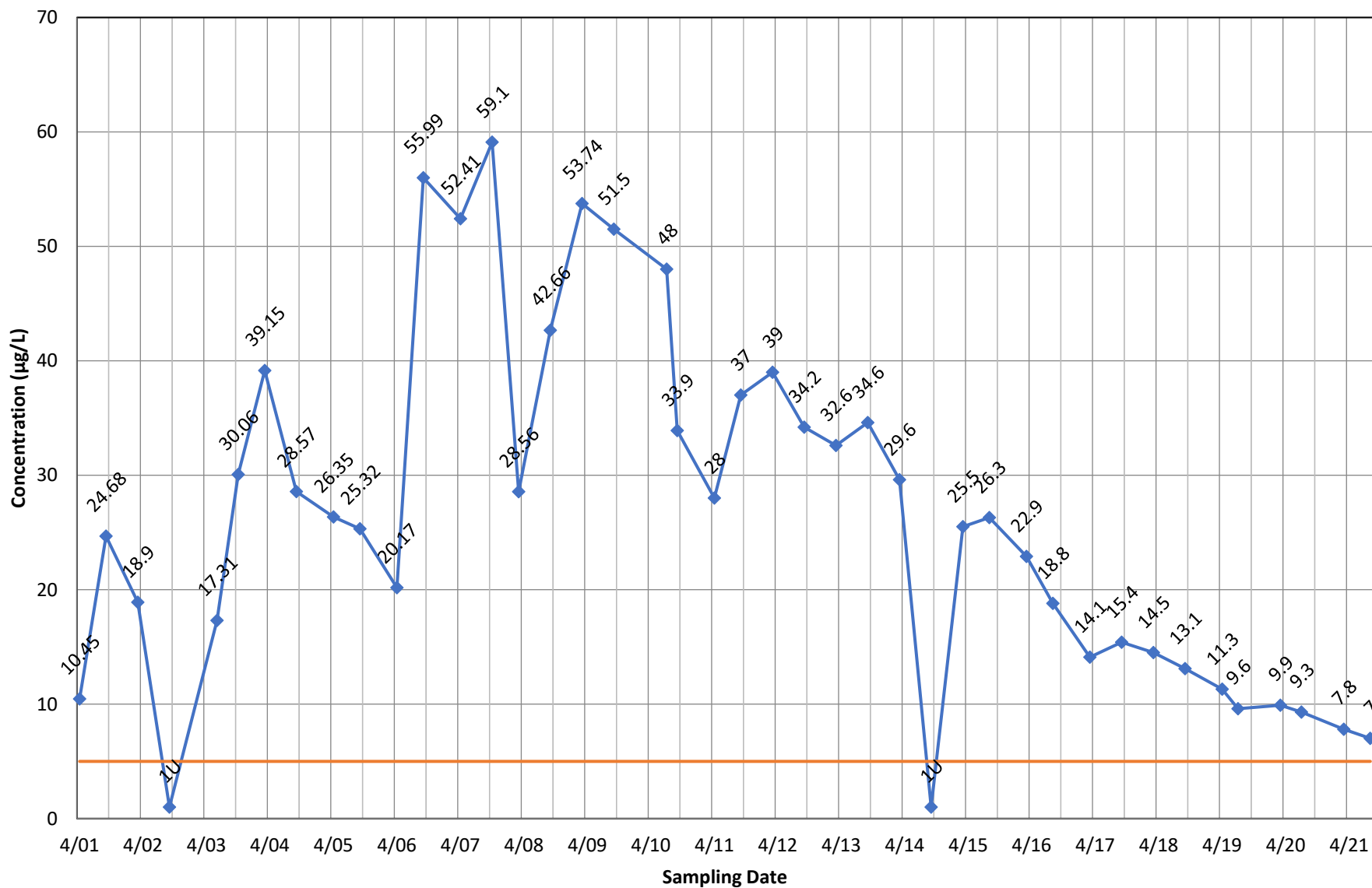
◆ Concentration — Current MCL

Monitoring Well OB11 - Tetrachloroethene



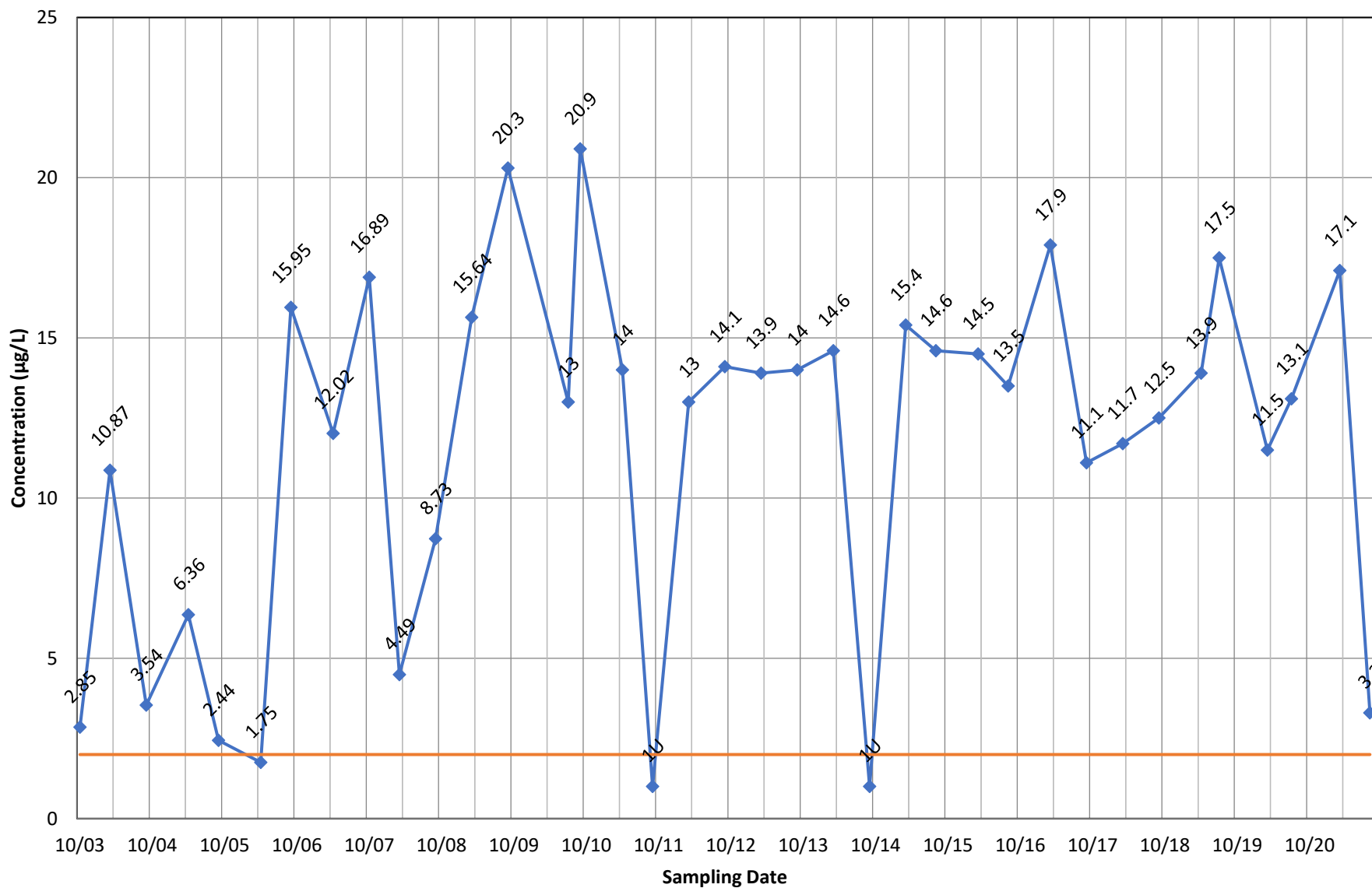
◆ Concentration — Current MCL

Monitoring Well OB11 - Trichloroethene



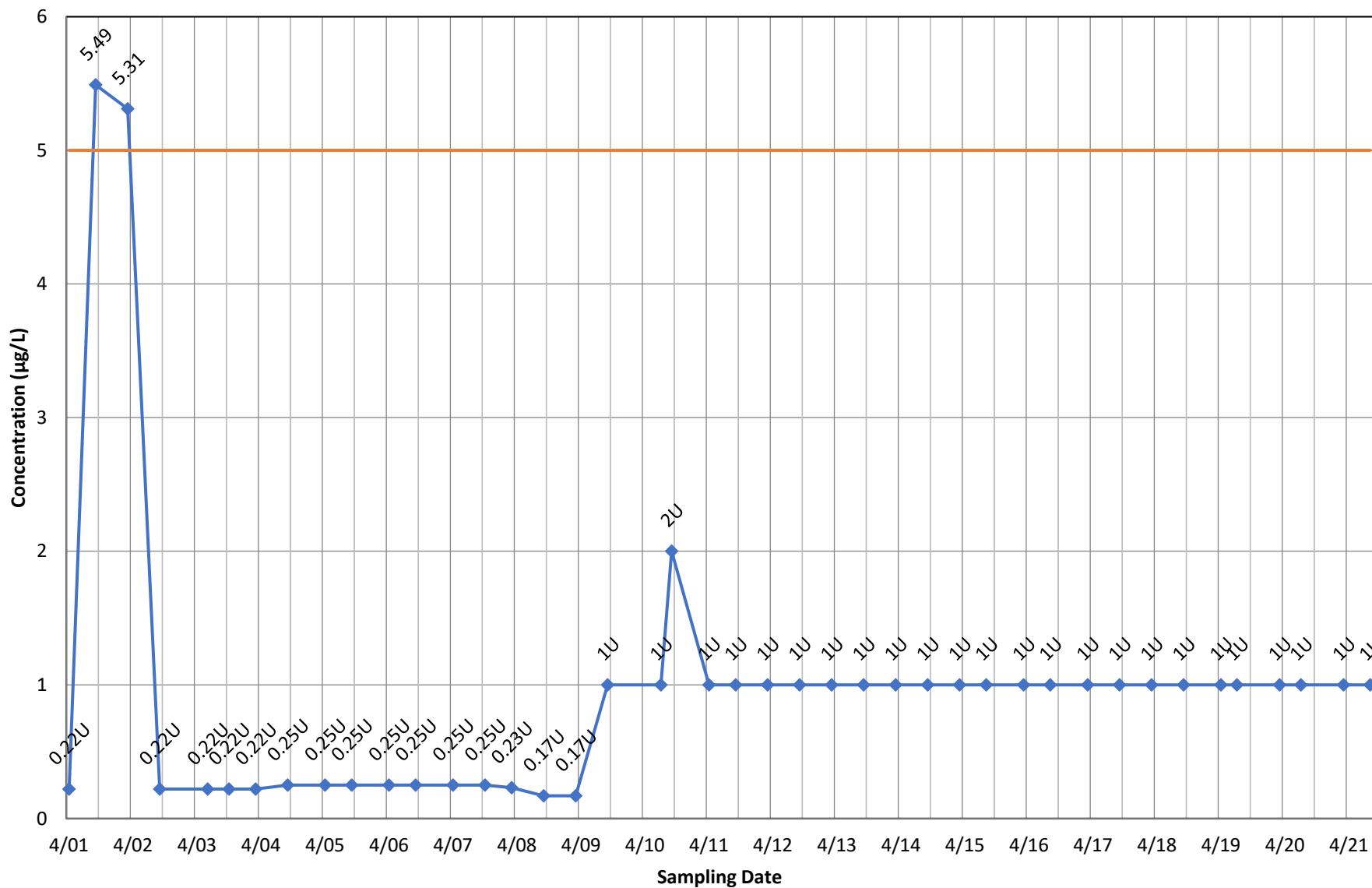
◆ Concentration — Current MCL

Monitoring Well OB11 - Vinyl Chloride



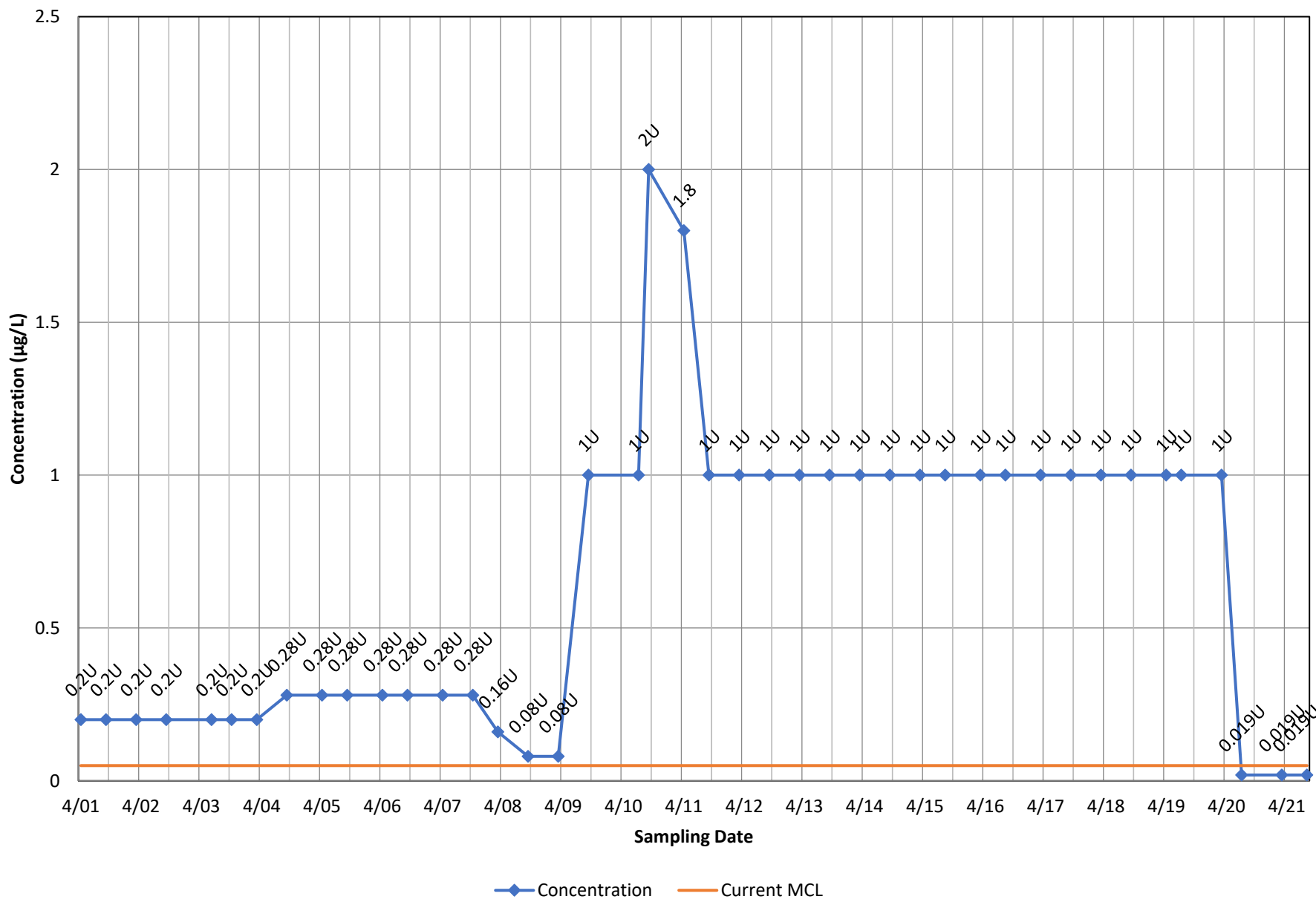
◆ Concentration — Current MCL

Monitoring Well OB11A - 1,1,2-Trichloroethane

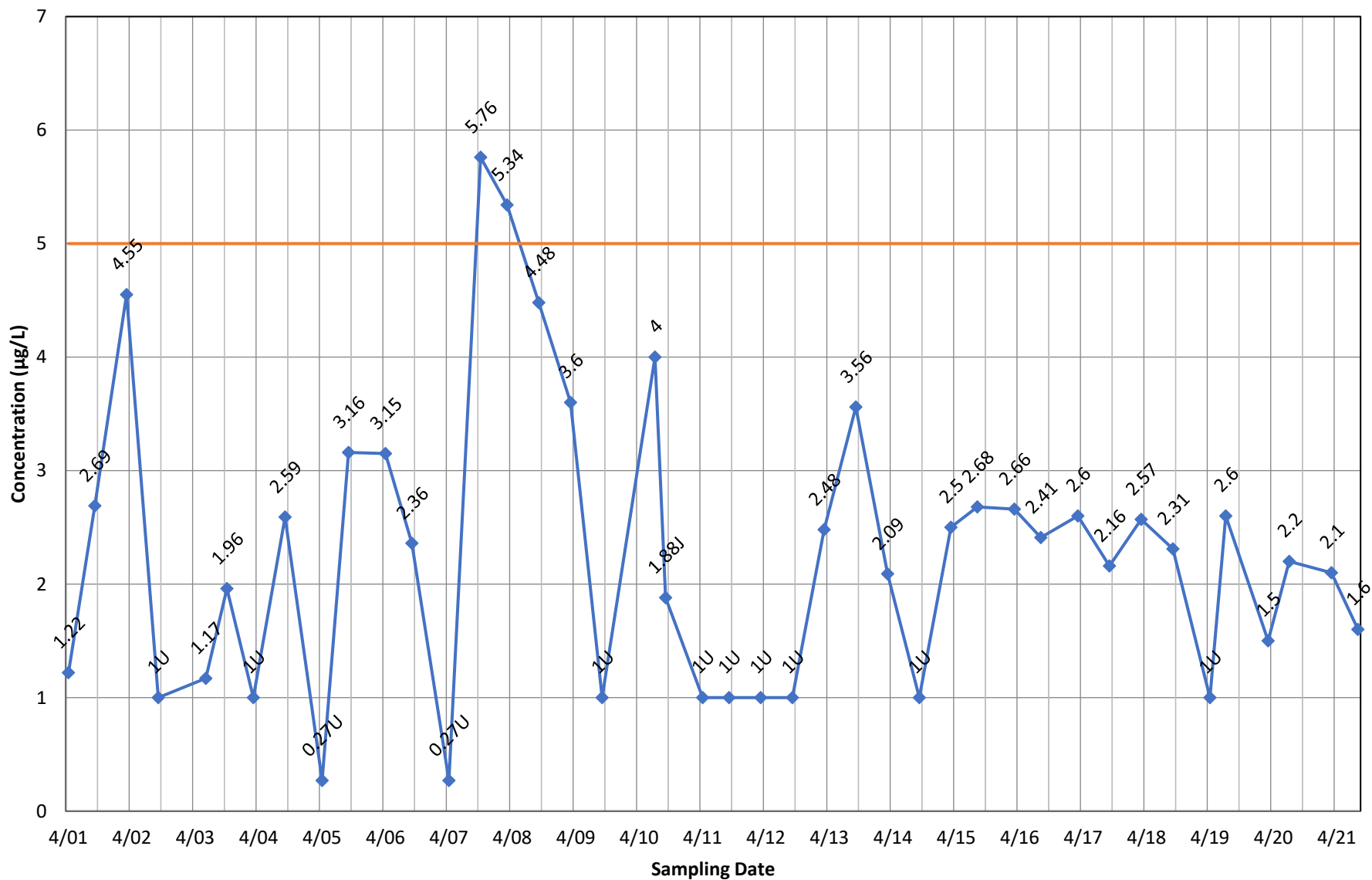


◆ Concentration — Current MCL

Monitoring Well OB11A - 1,2-Dibromoethane

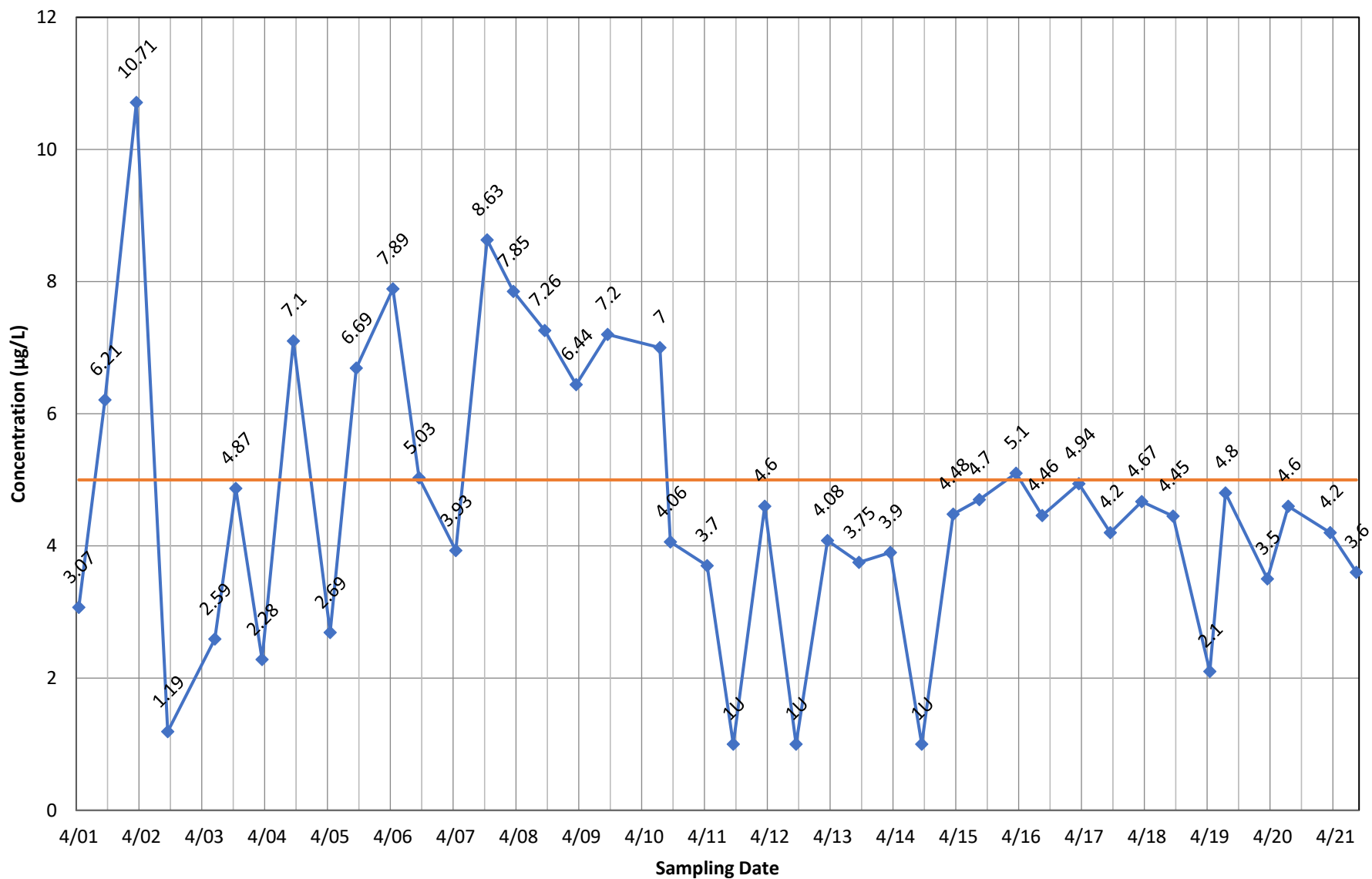


Monitoring Well OB11A - 1,2-Dichloroethane



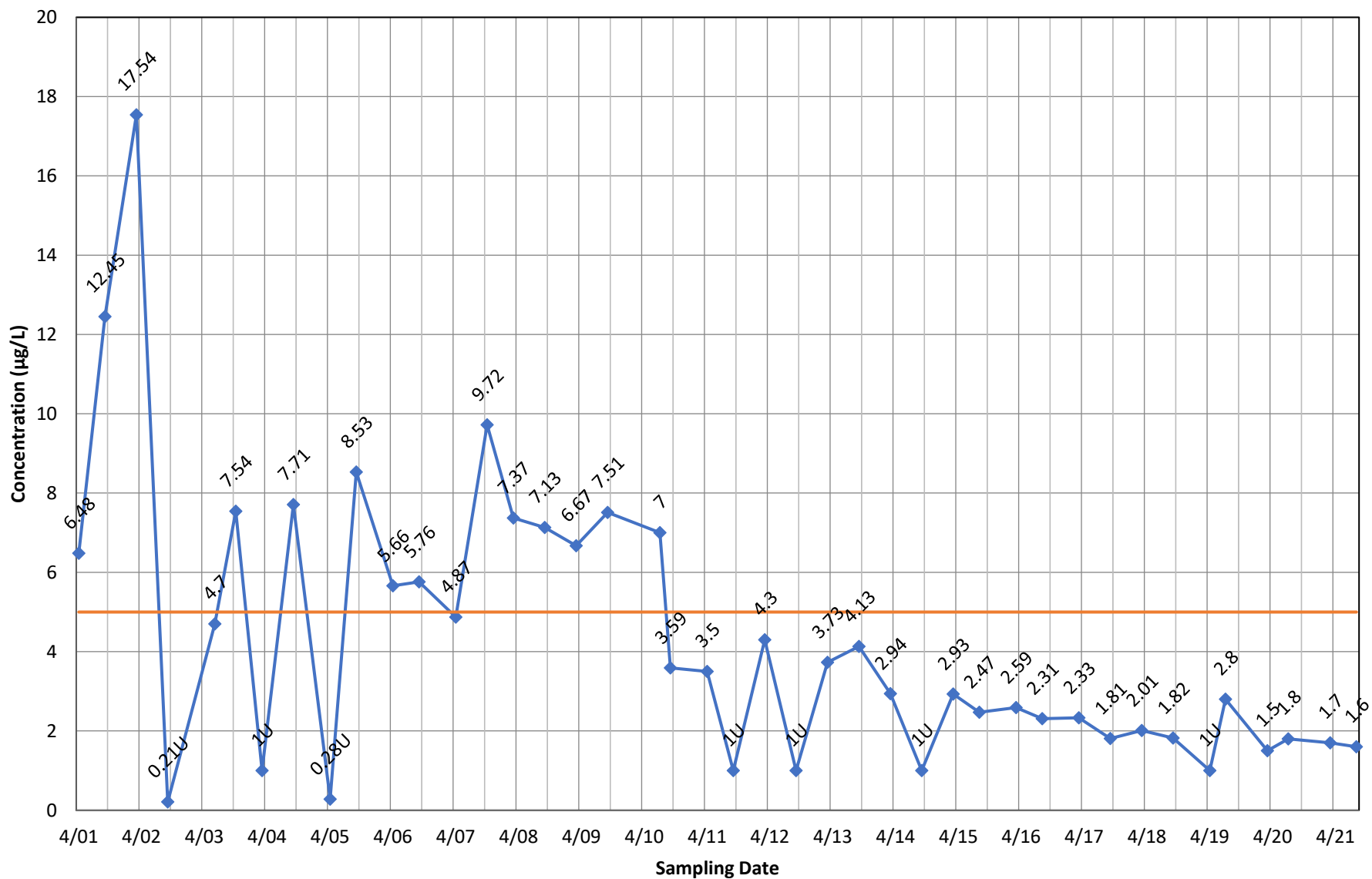
◆ Concentration — Current MCL

Monitoring Well OB11A - 1,2-Dichloropropane



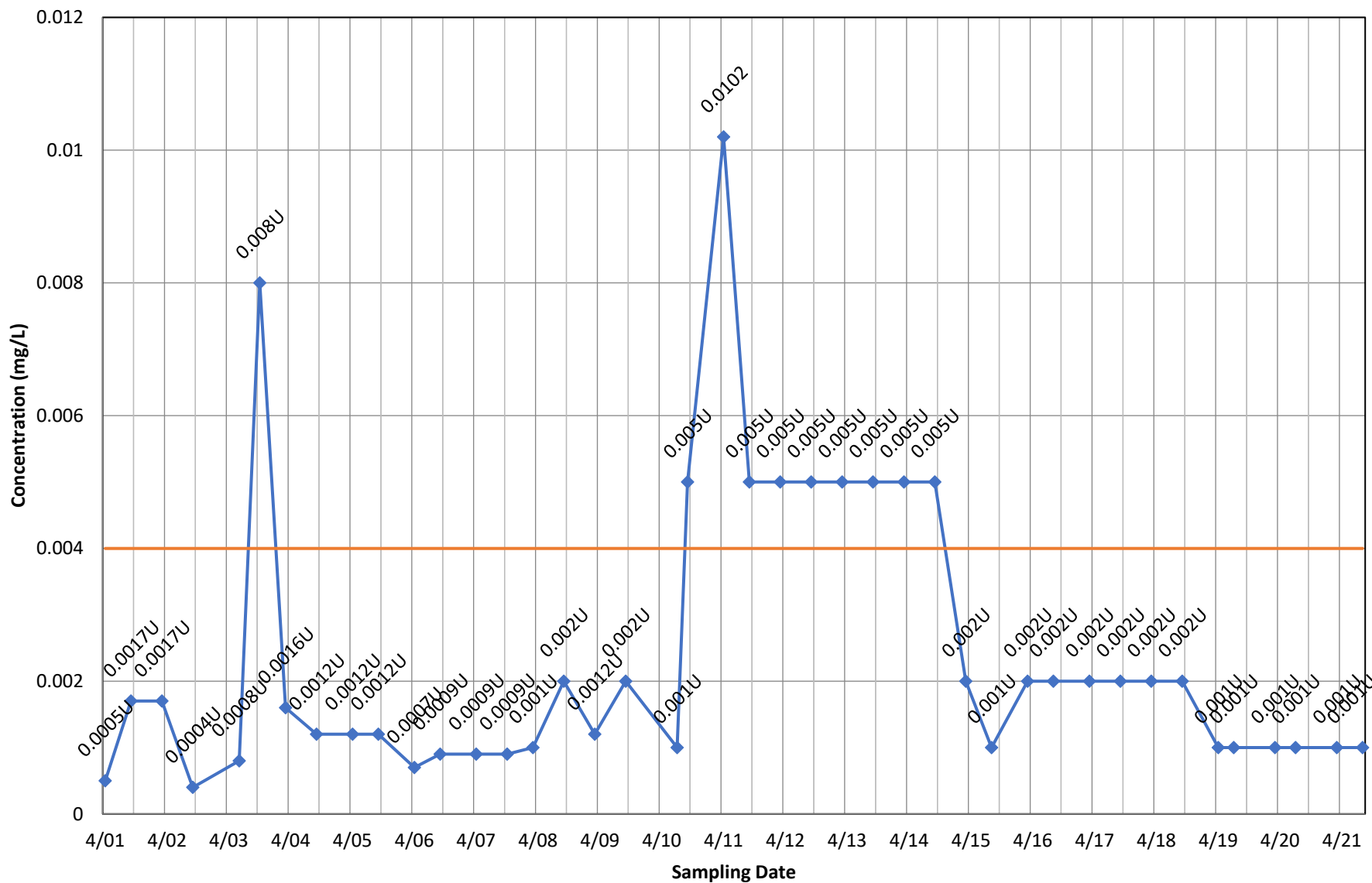
◆ Concentration — Current MCL

Monitoring Well OB11A - Benzene



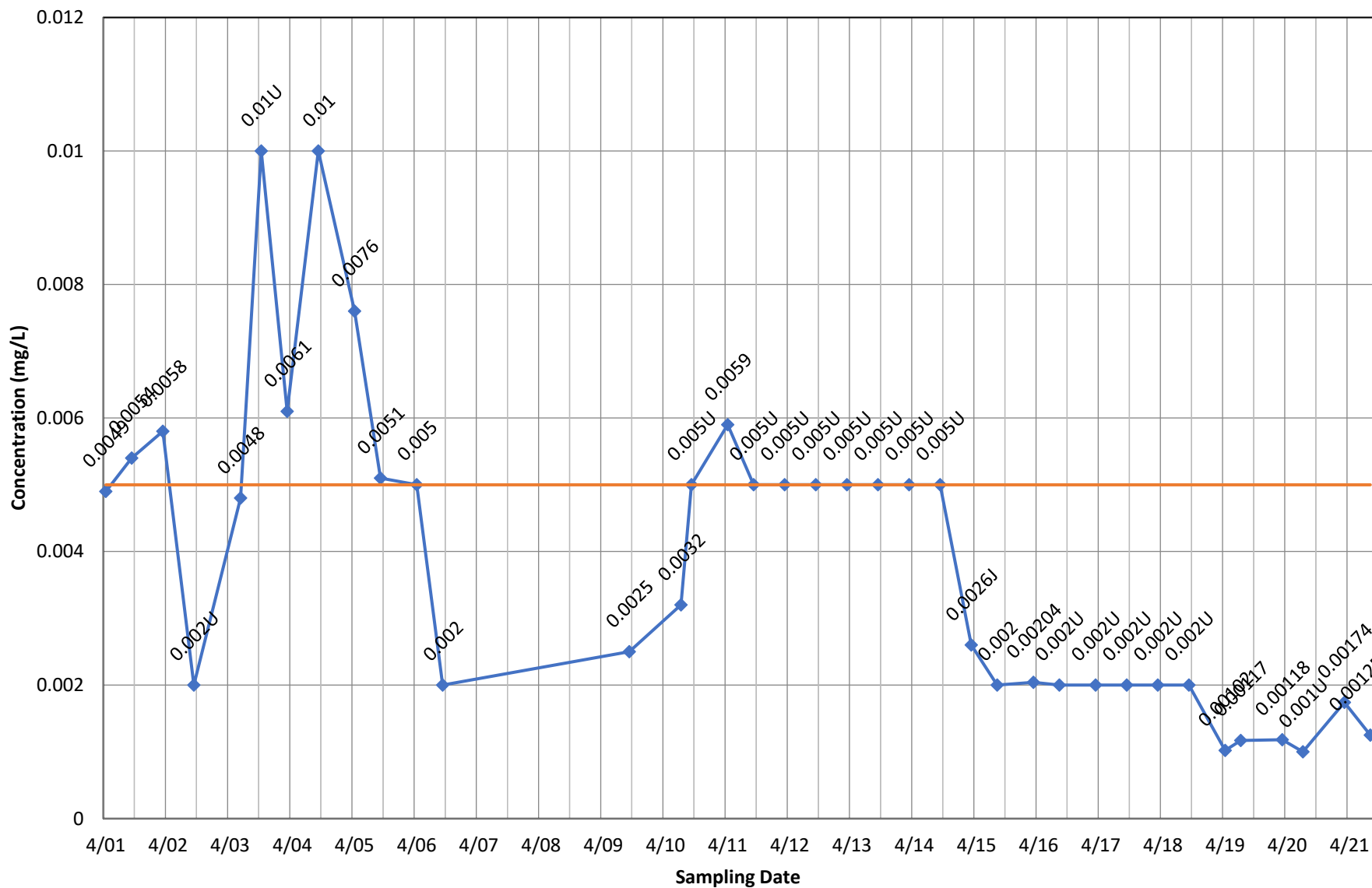
◆ Concentration — Current MCL

Monitoring Well OB11A - Beryllium, total



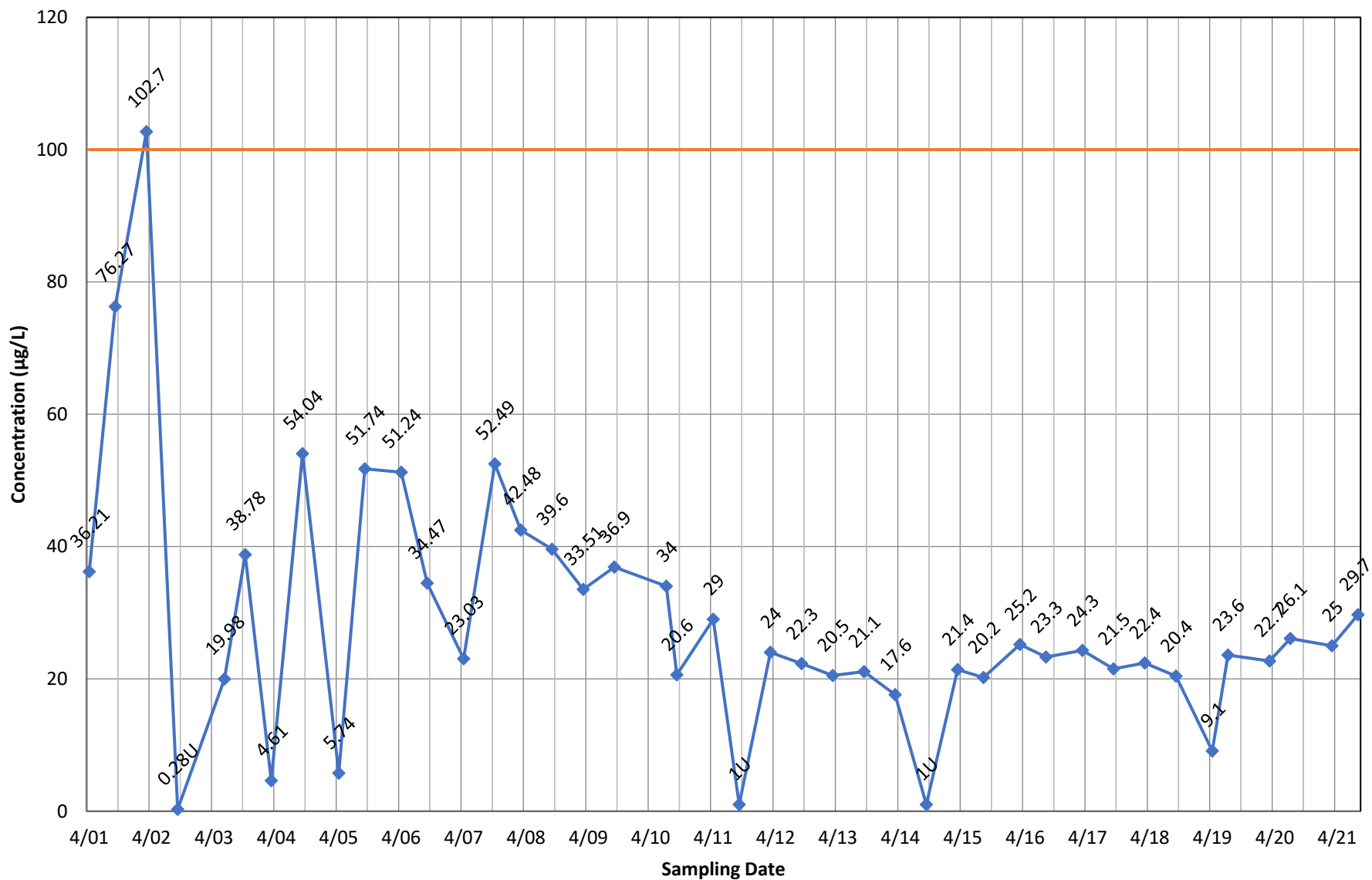
◆ Concentration — Current MCL

Monitoring Well OB11A - Cadmium, total



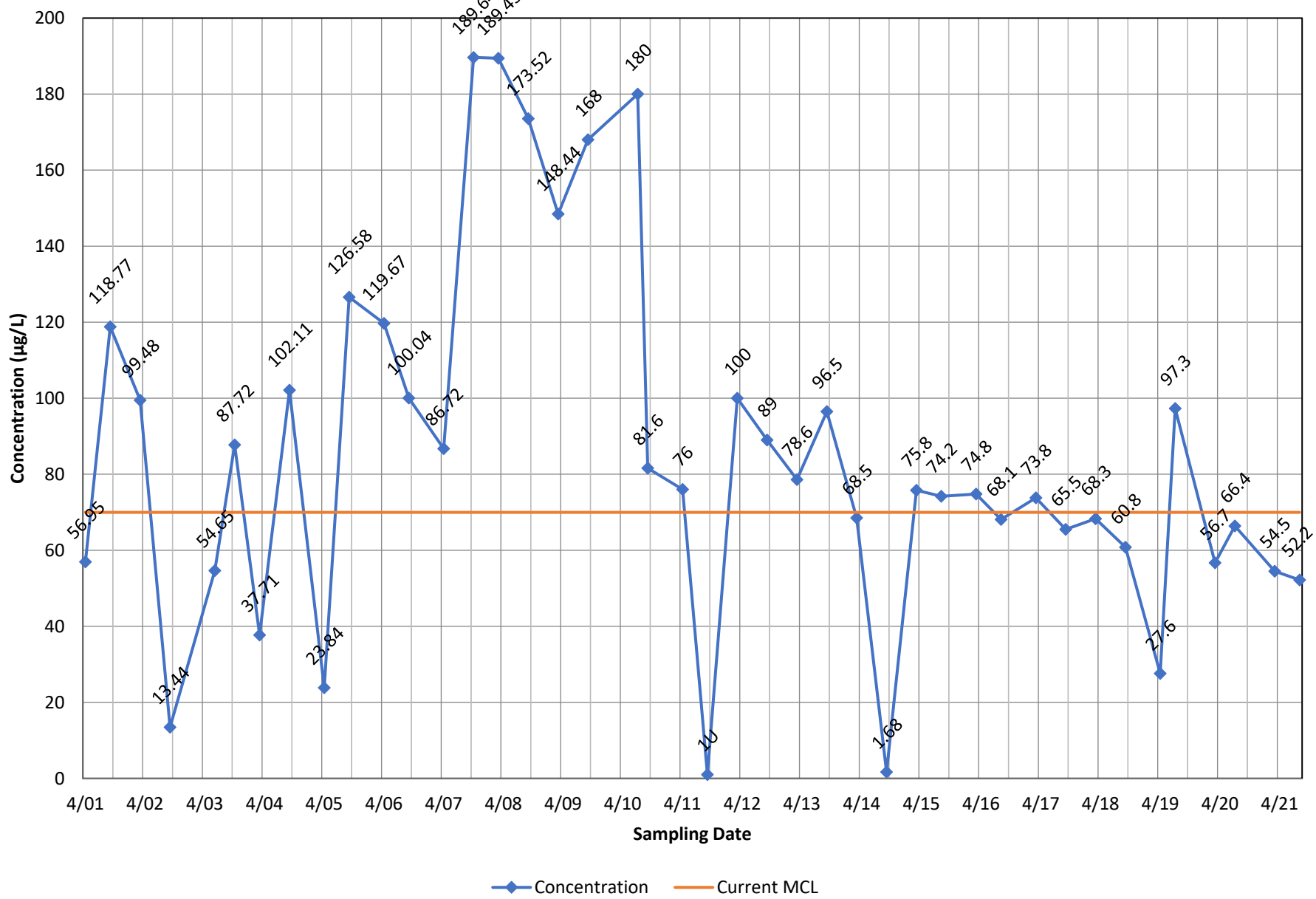
◆ Concentration — Current MCL

Monitoring Well OB11A - Chlorobenzene

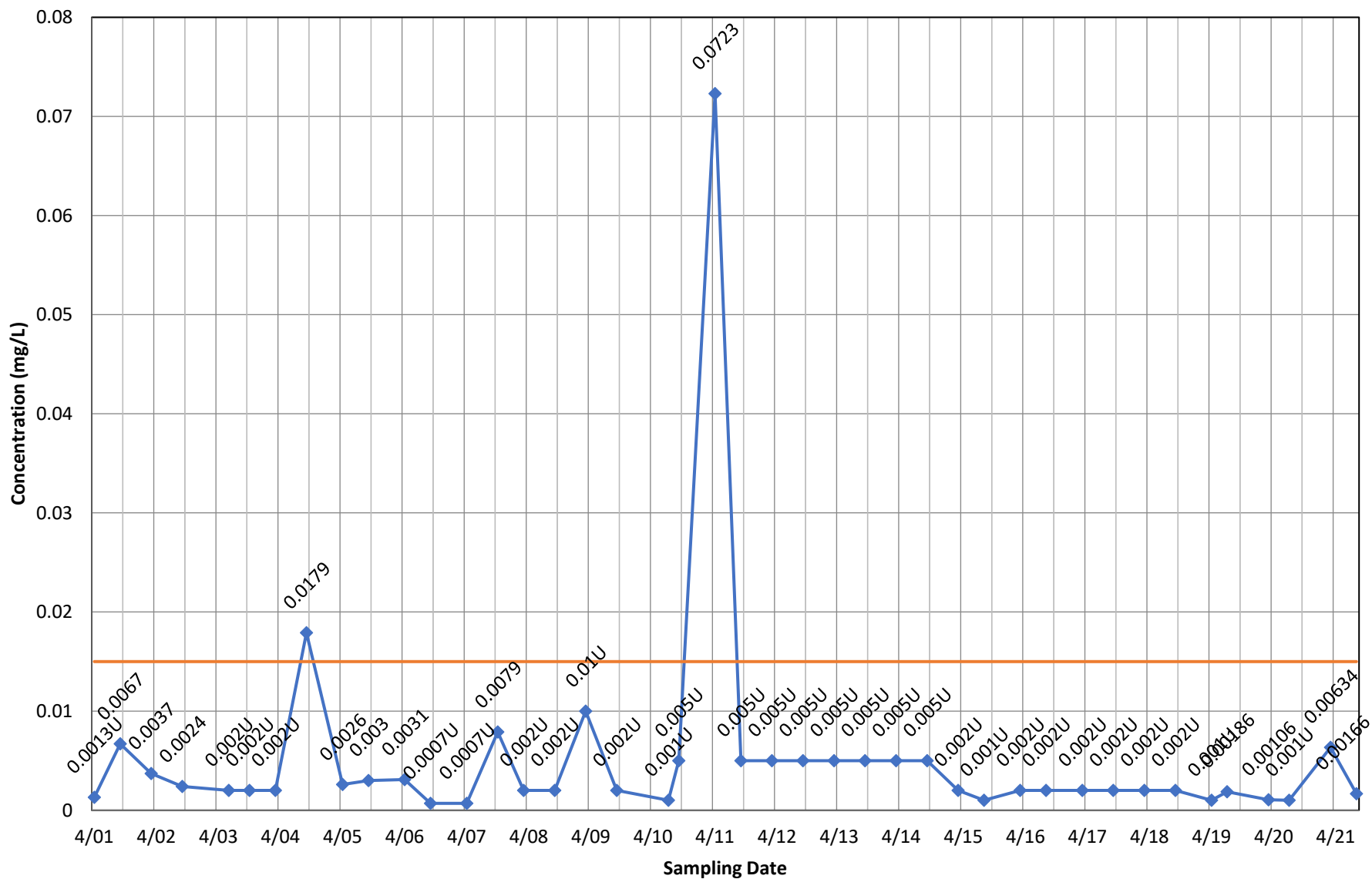


◆ Concentration — Current MCL

Monitoring Well OB11A - cis-1,2-Dichloroethene

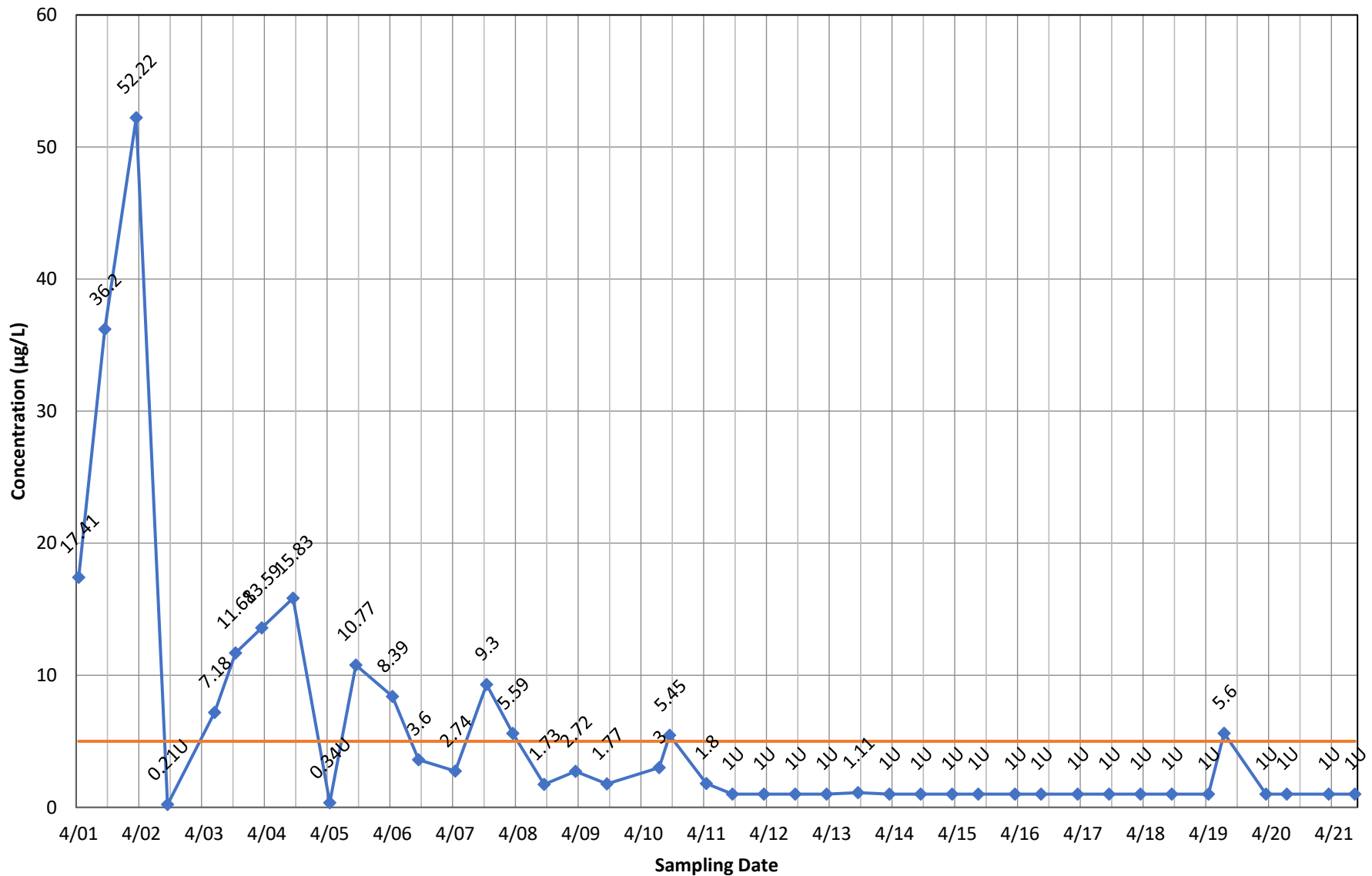


Monitoring Well OB11A - Lead, total



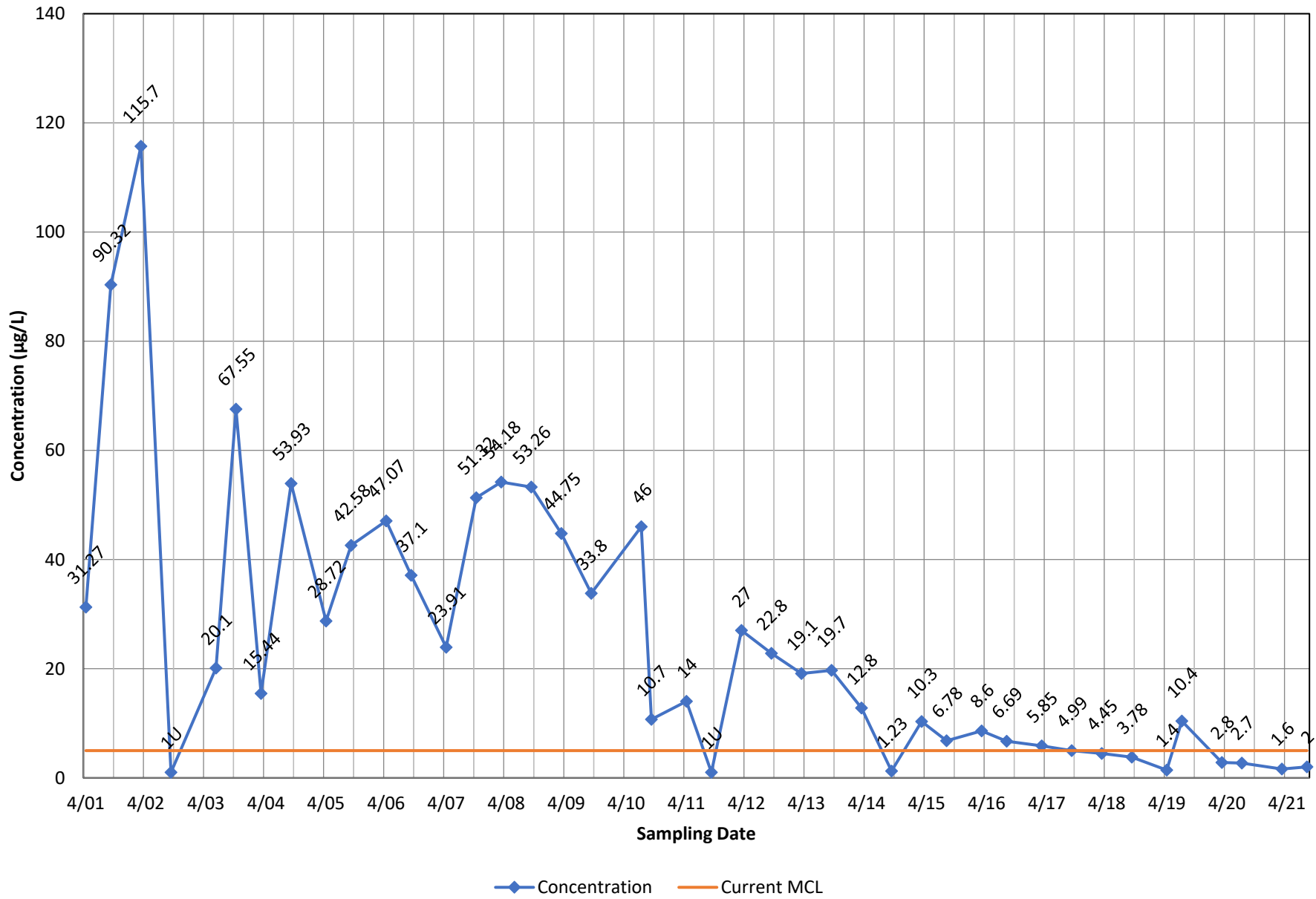
◆ Concentration — Current MCL

Monitoring Well OB11A - Methylene Chloride

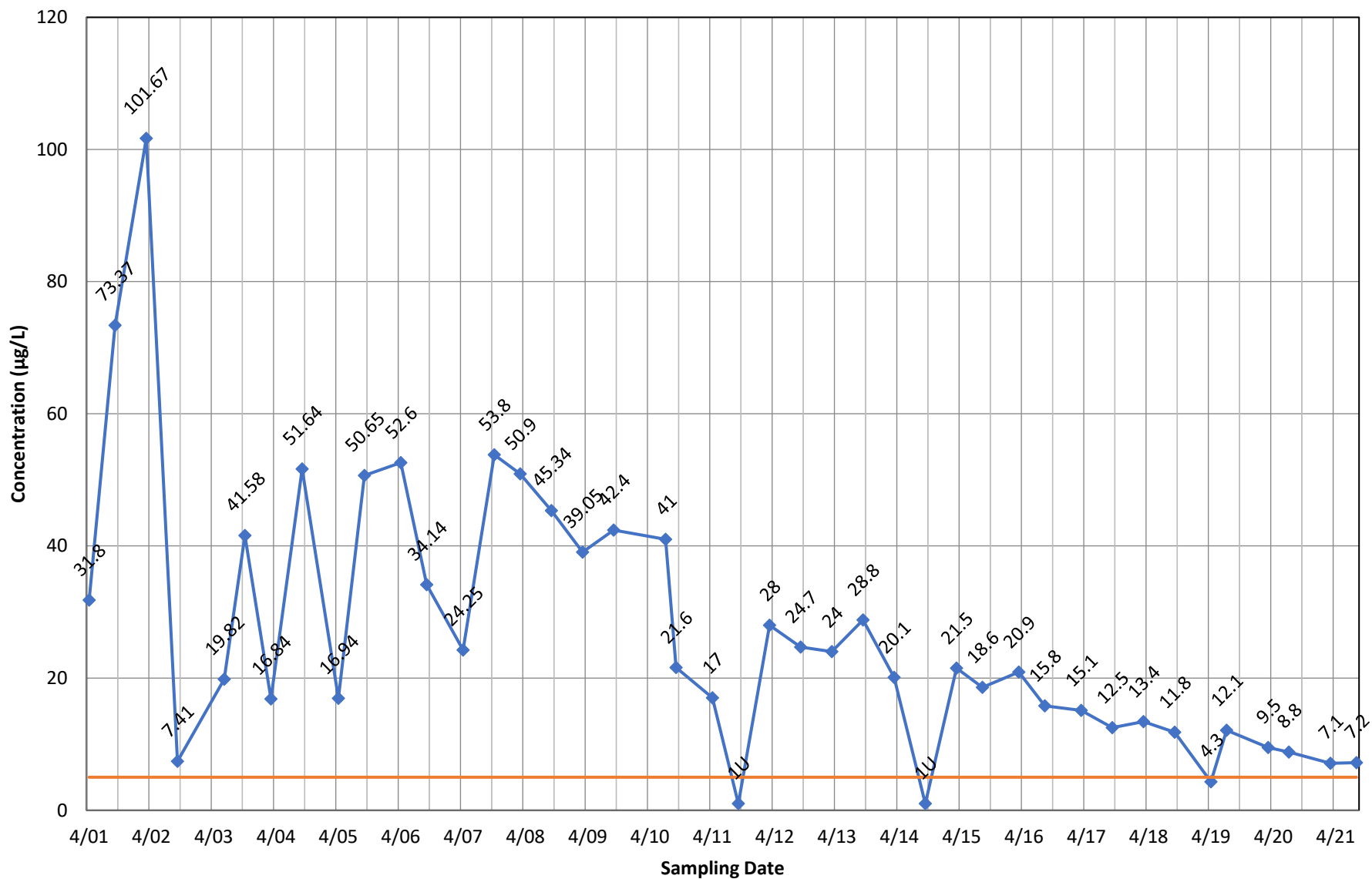


◆ Concentration — Current MCL

Monitoring Well OB11A - Tetrachloroethene

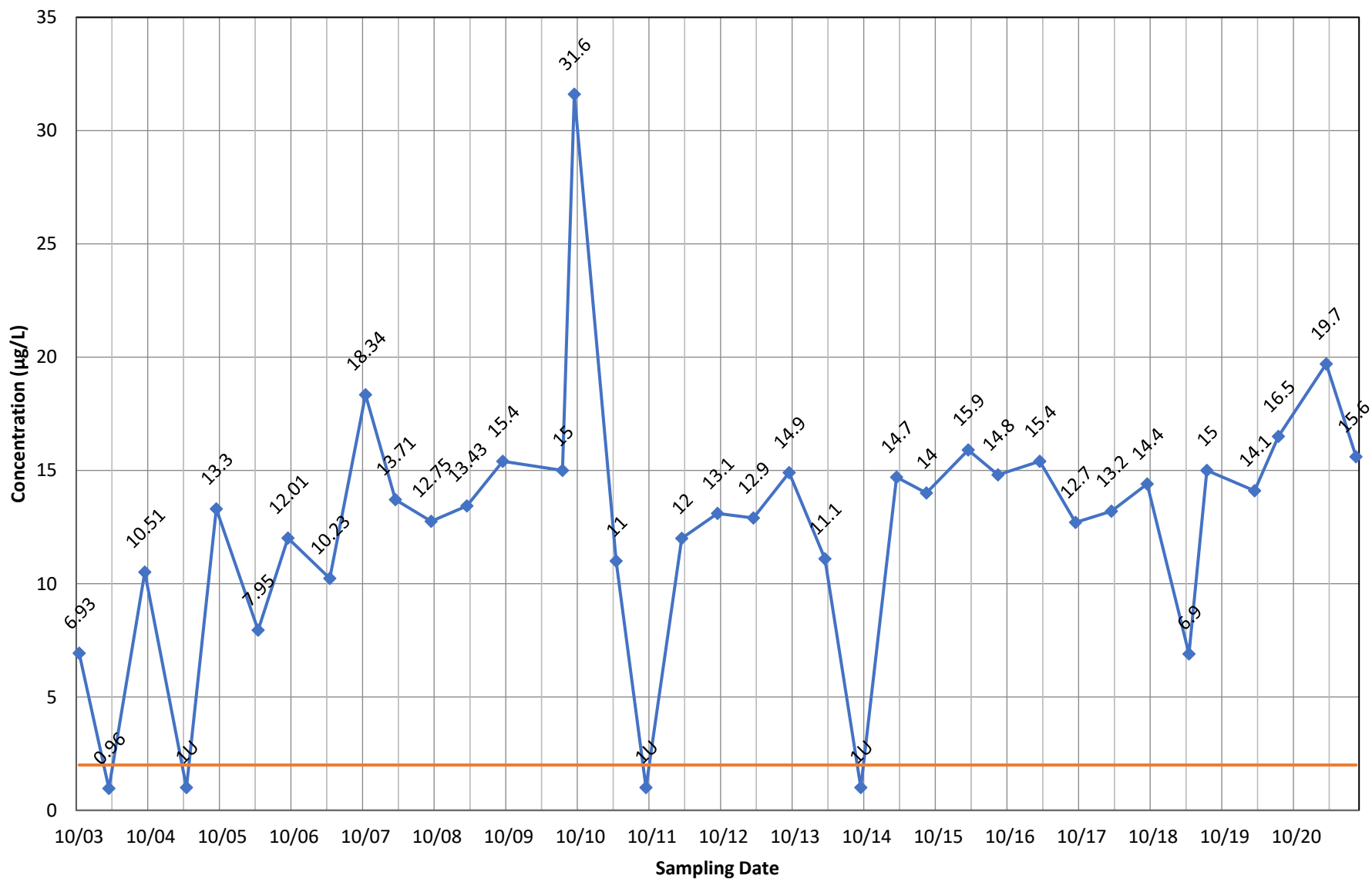


Monitoring Well OB11A - Trichloroethene



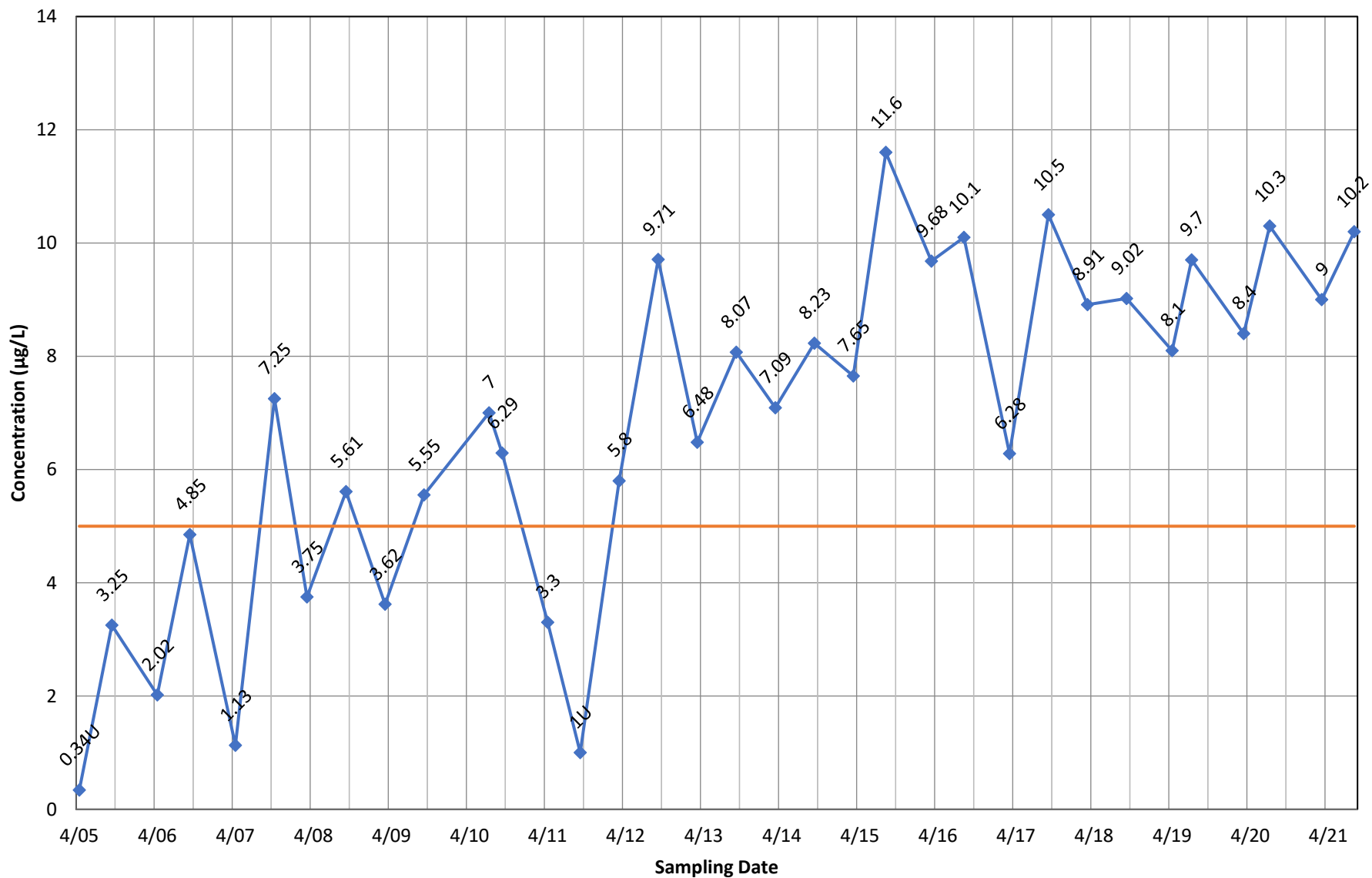
◆ Concentration — Current MCL

Monitoring Well OB11A - Vinyl Chloride



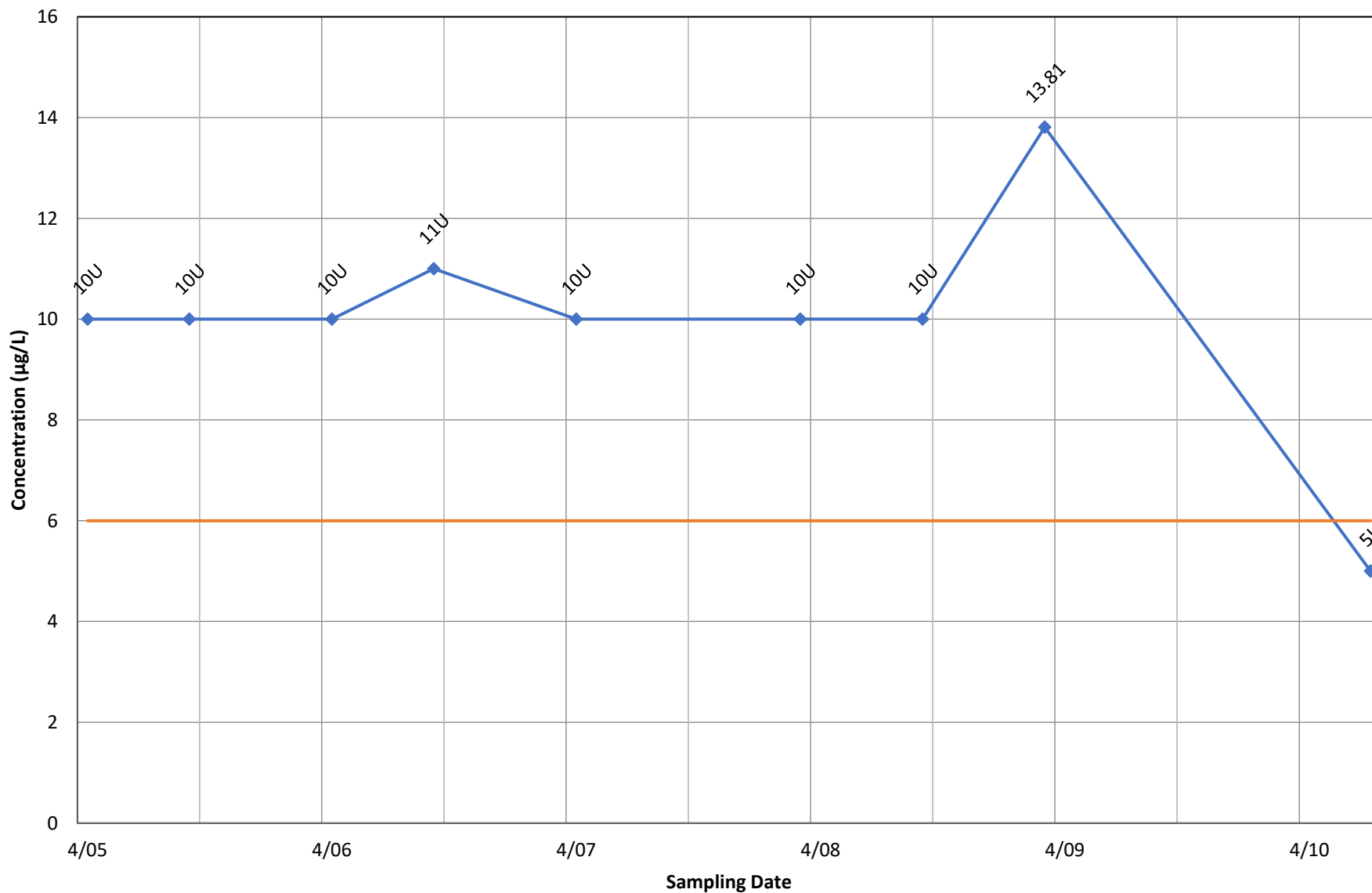
◆ Concentration — Current MCL

Monitoring Well OB12 - 1,2-Dichloropropane



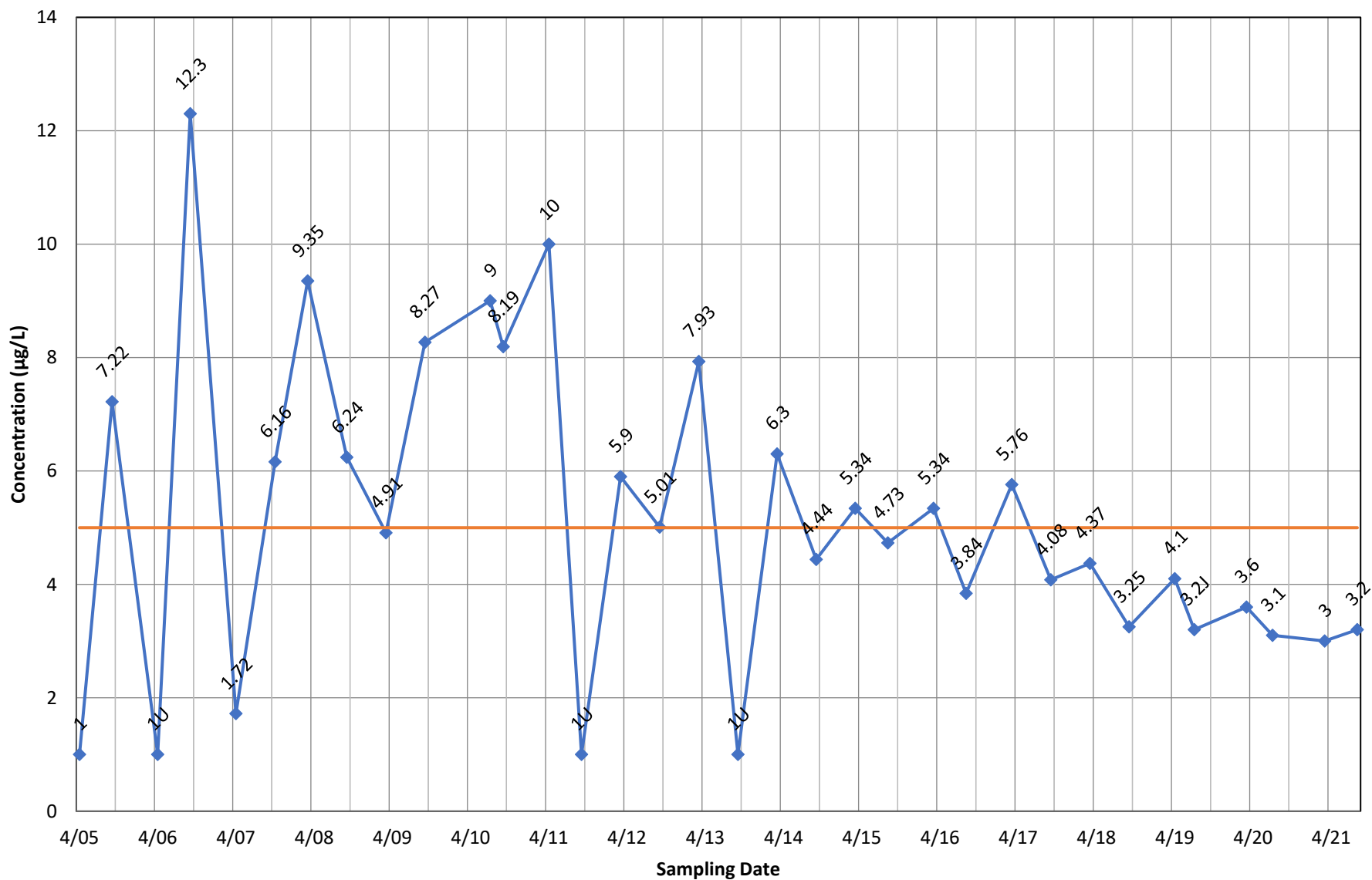
◆ Concentration — Current MCL

Monitoring Well OB12 - Bis(2-Ethylhexyl) Phthalate



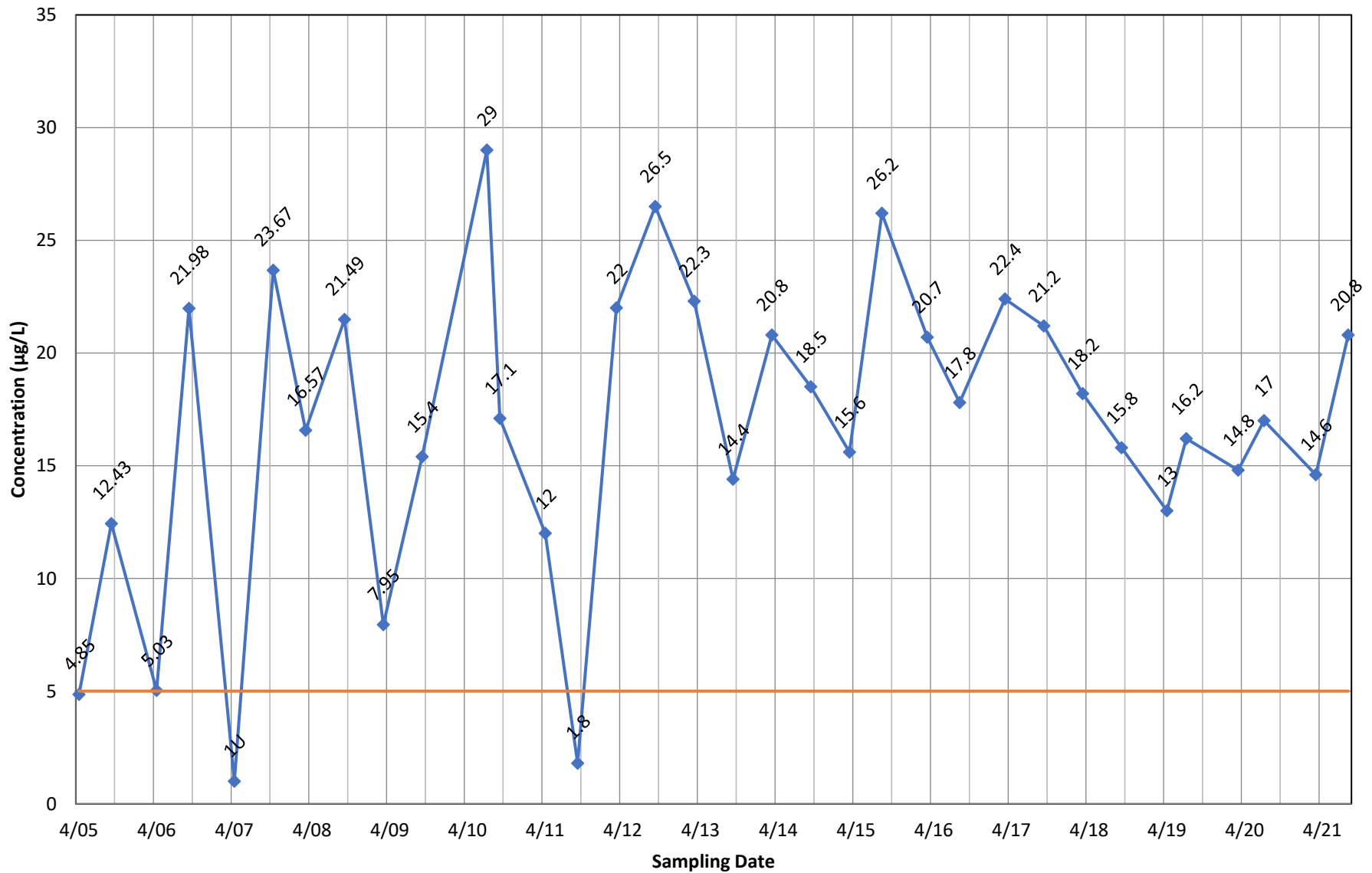
◆ Concentration — Current MCL

Monitoring Well OB12 - Methylene Chloride



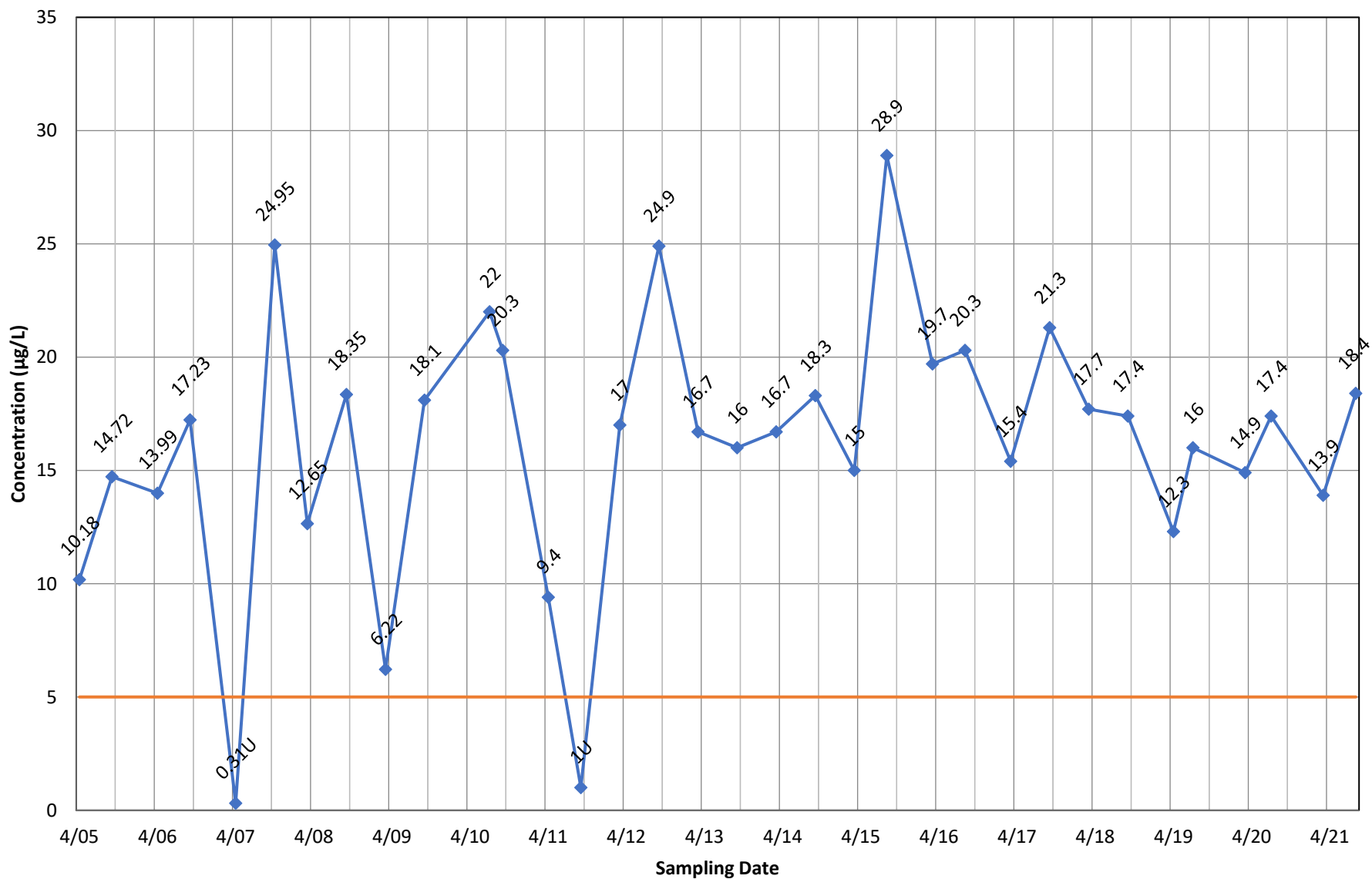
◆ Concentration — Current MCL

Monitoring Well OB12 - Tetrachloroethene



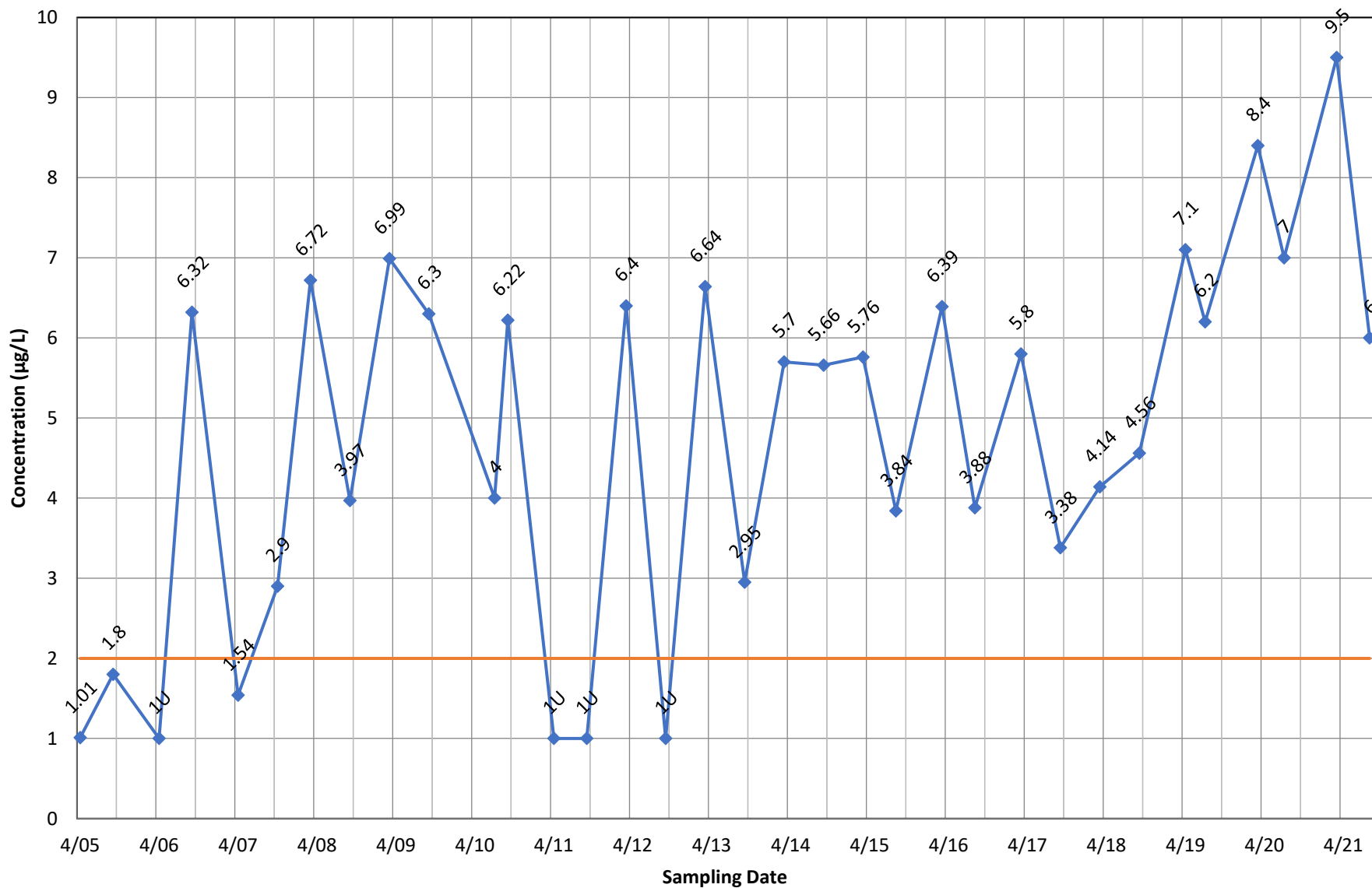
◆ Concentration — Current MCL

Monitoring Well OB12 - Trichloroethene



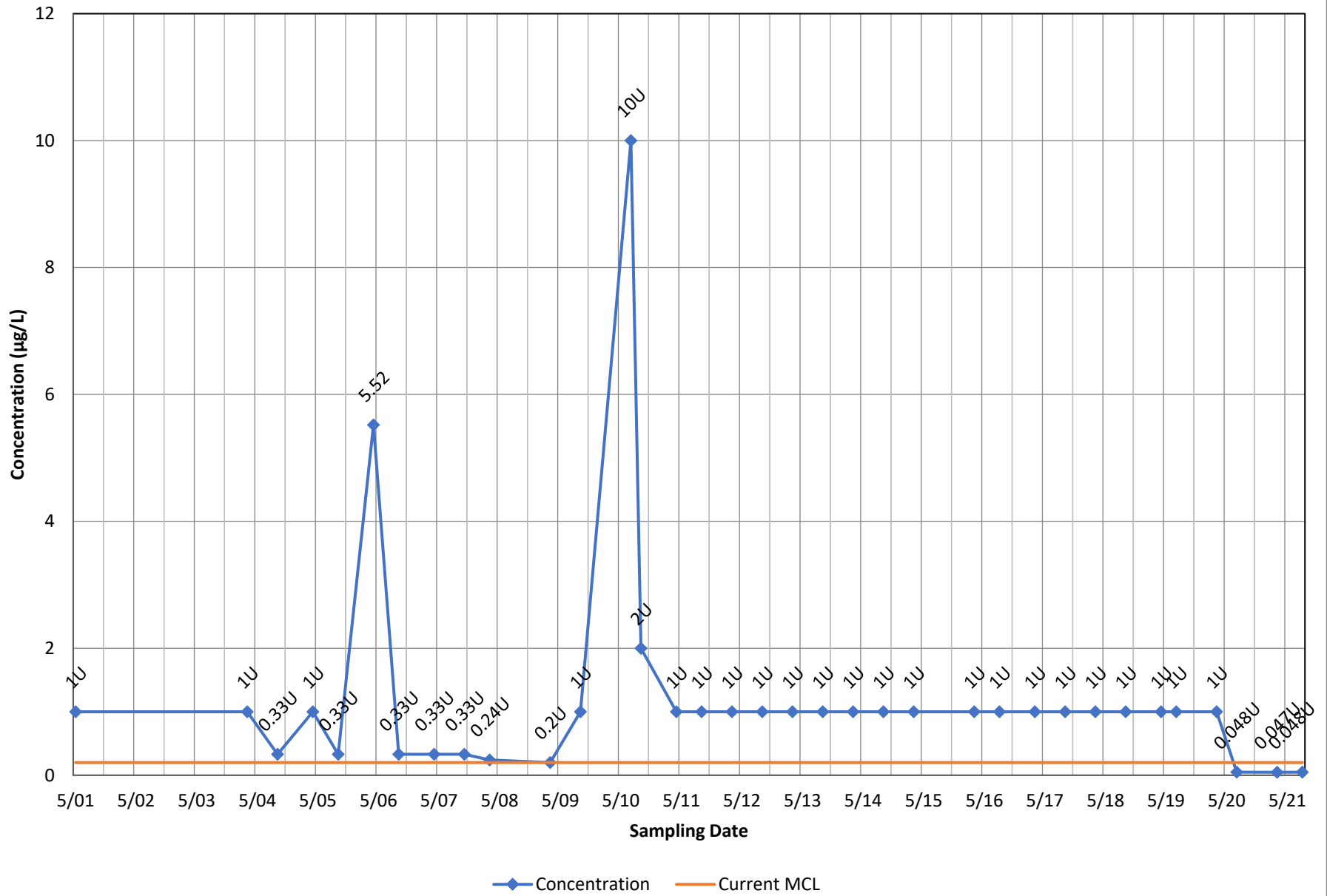
◆ Concentration — Current MCL

Monitoring Well OB12 - Vinyl Chloride

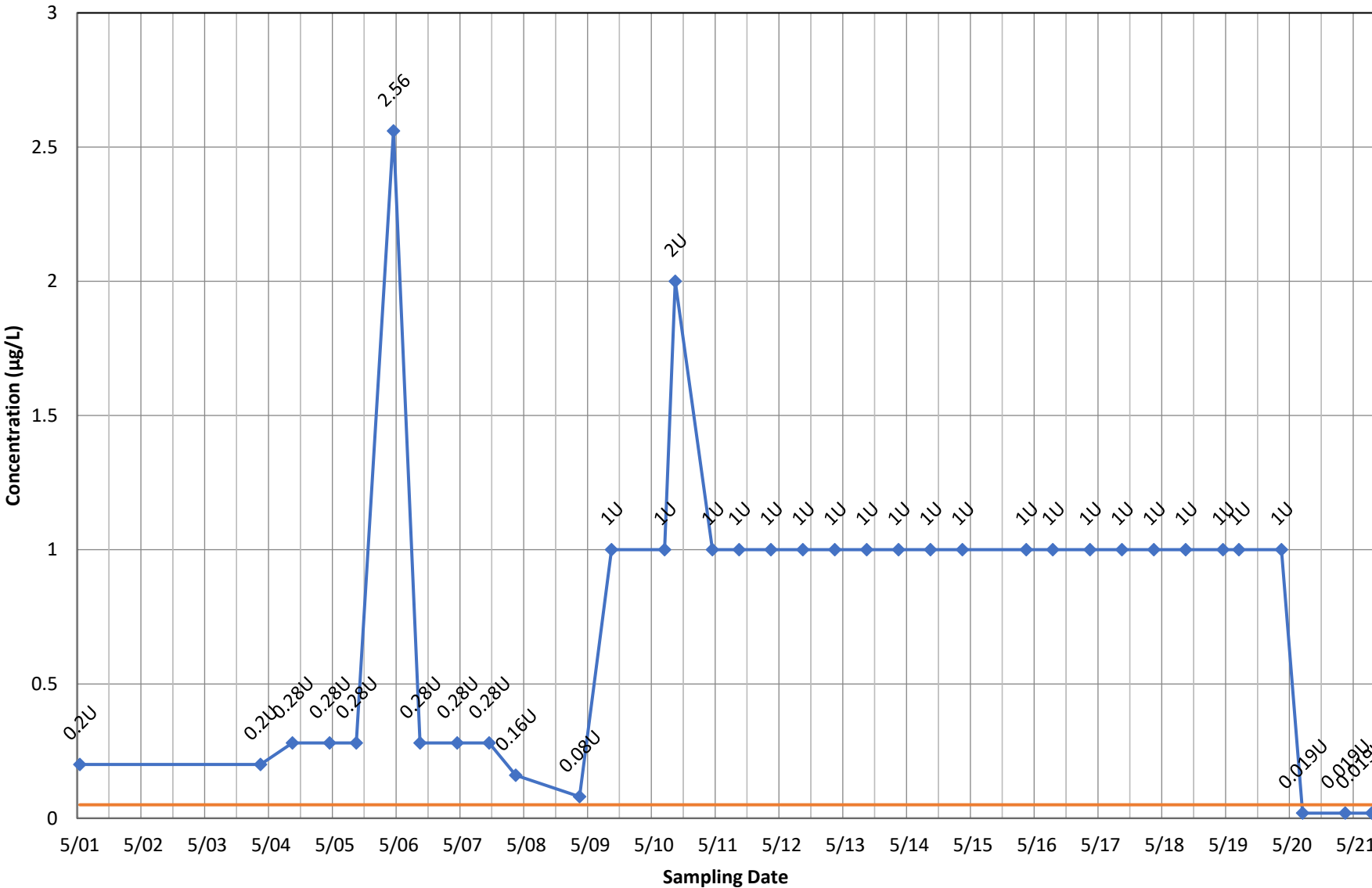


◆ Concentration — Current MCL

Monitoring Well ST015 - 1,2-Dibromo-3-chloropropane

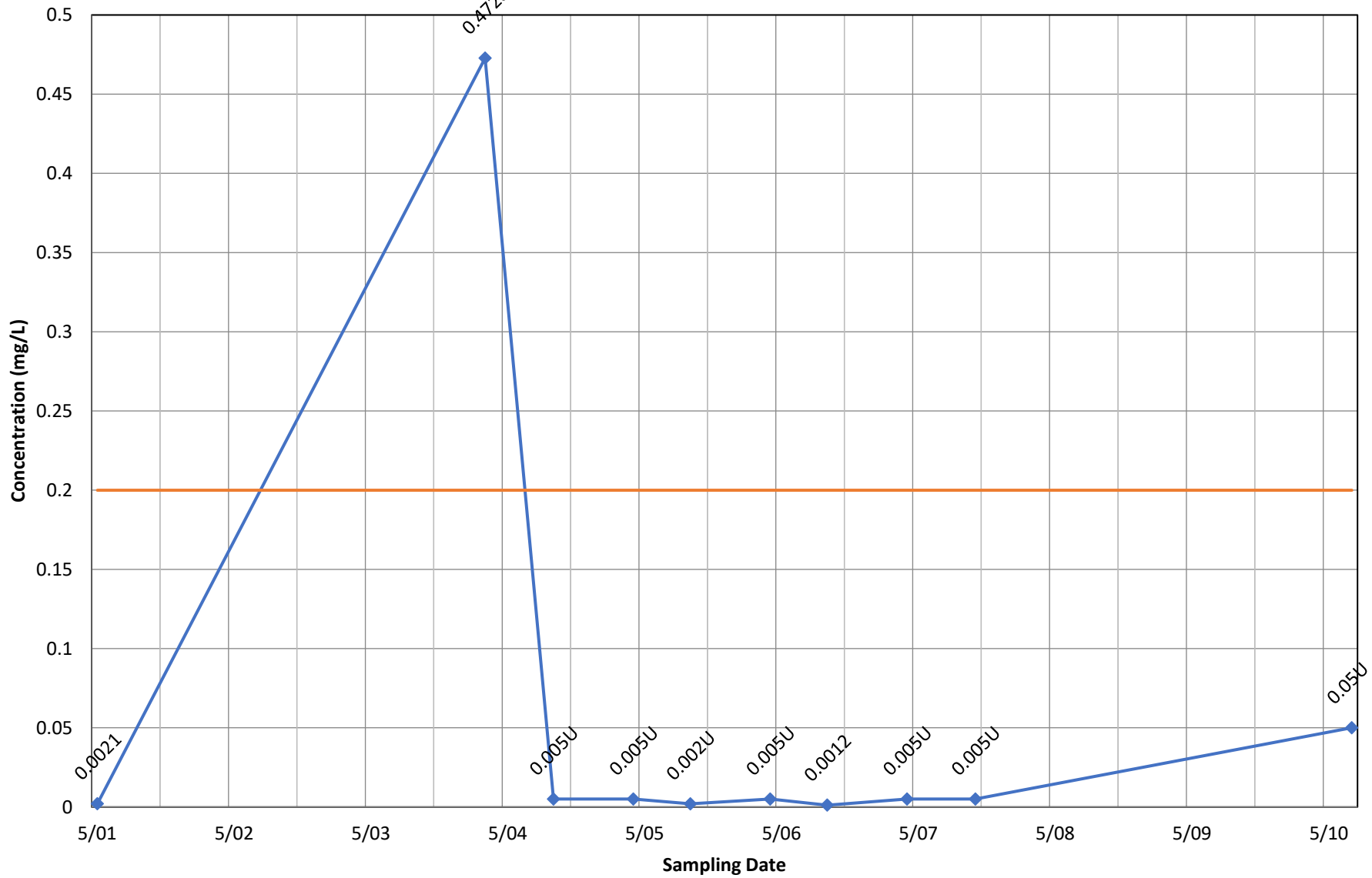


Monitoring Well ST015 - 1,2-Dibromoethane



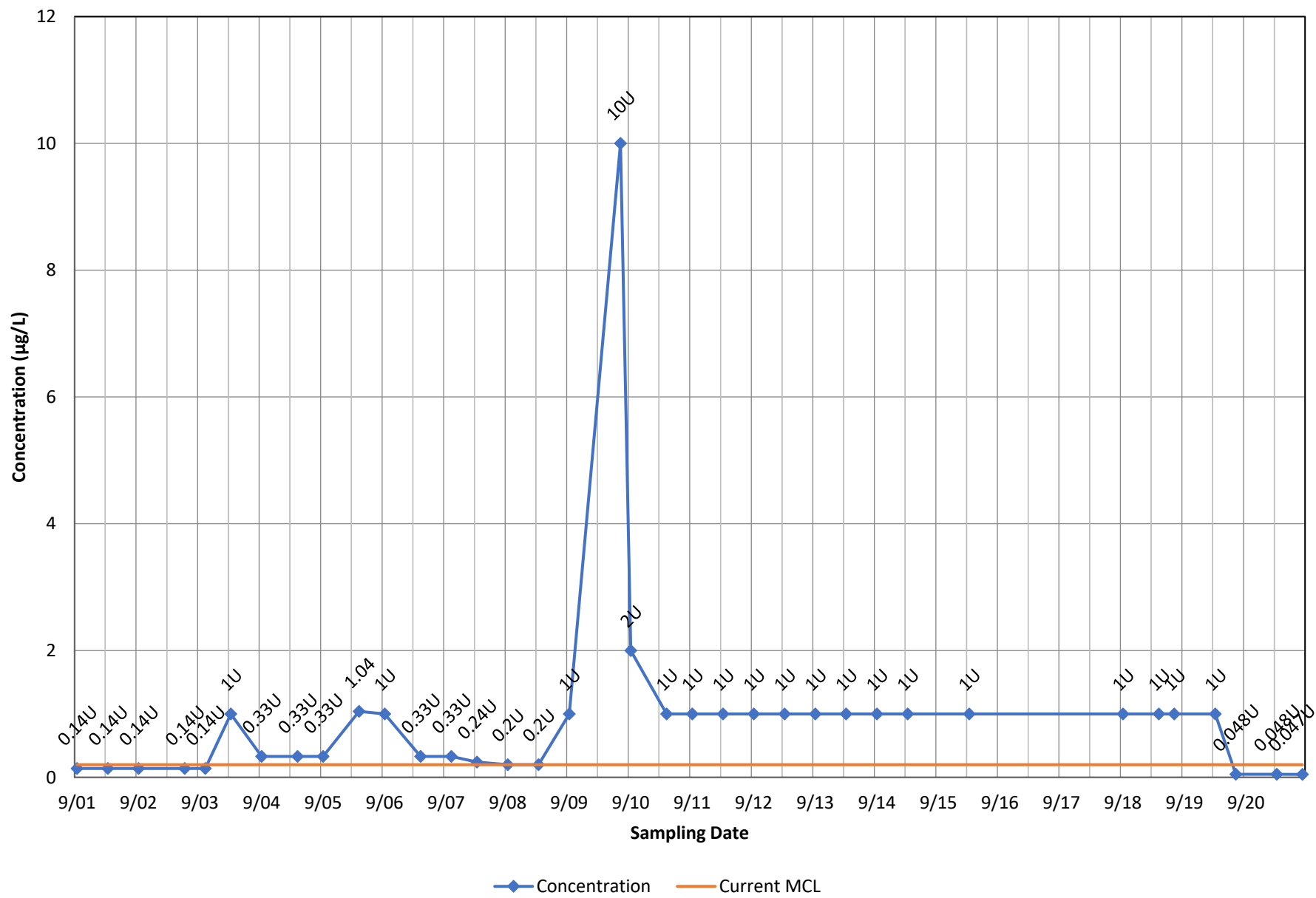
◆ Concentration — Current MCL

Monitoring Well ST015 - Cyanide, Total

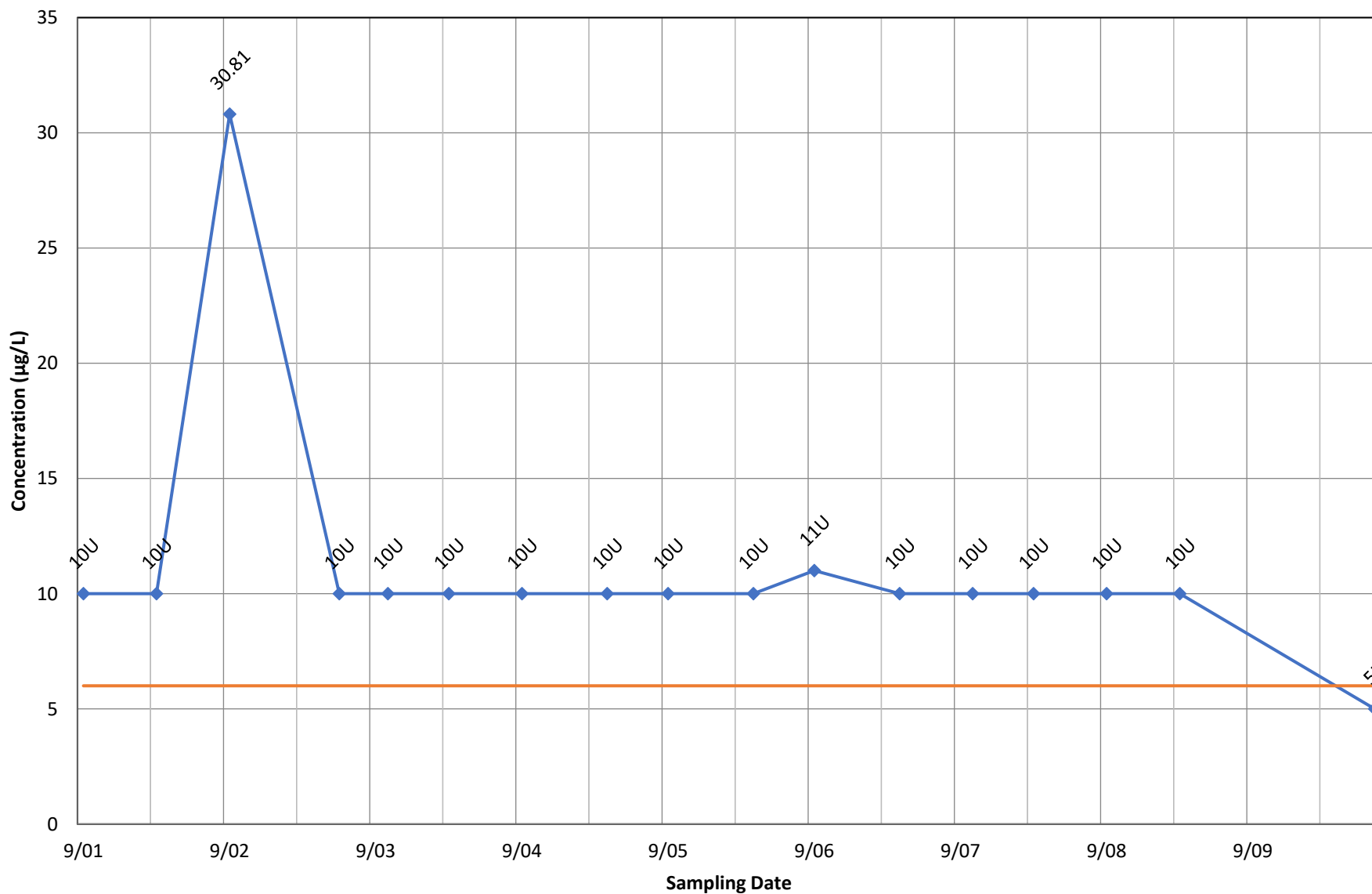


◆ Concentration — Current MCL

Monitoring Well ST065 - 1,2-Dibromo-3-chloropropane

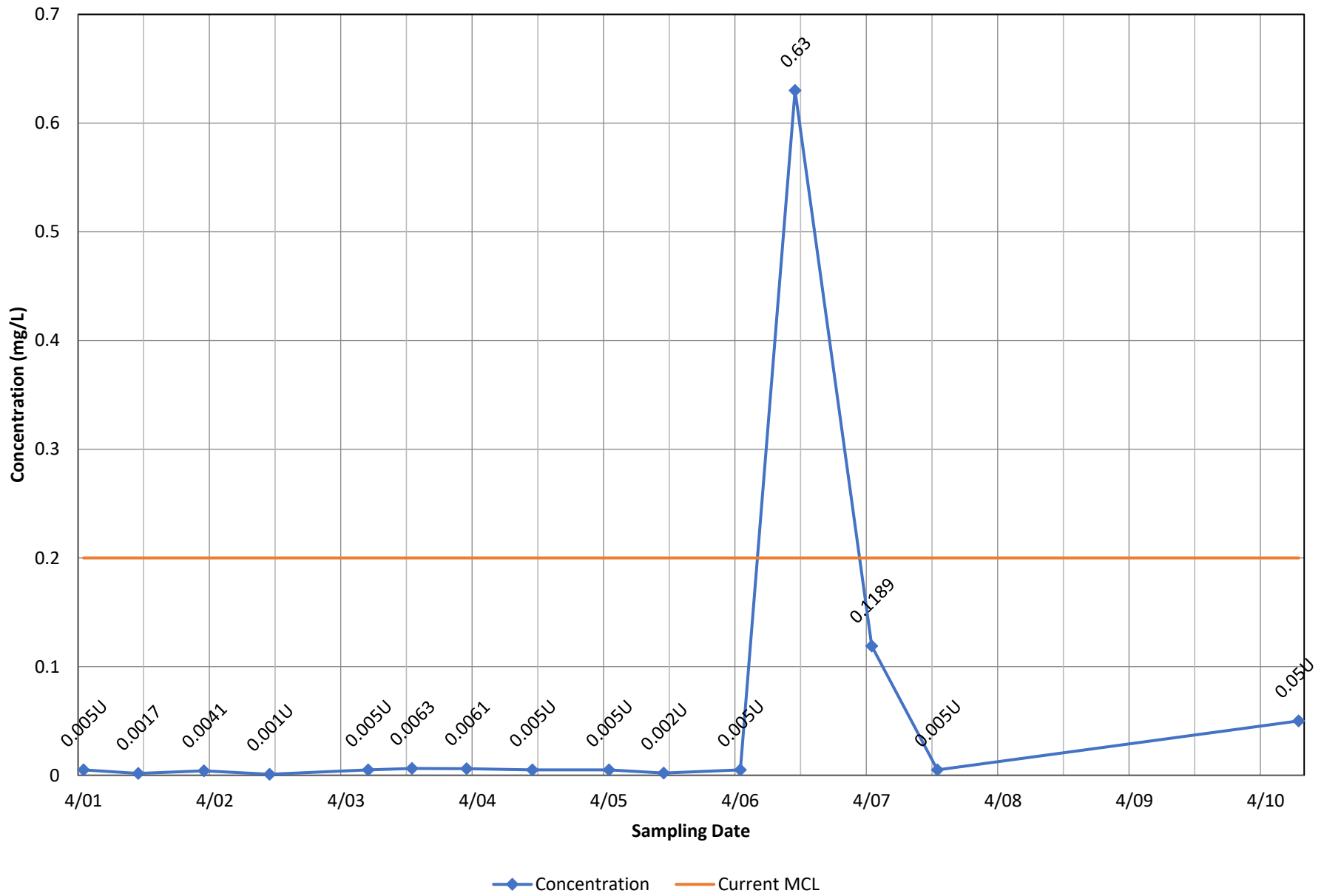


Monitoring Well ST065 - Bis(2-Ethylhexyl) Phthalate

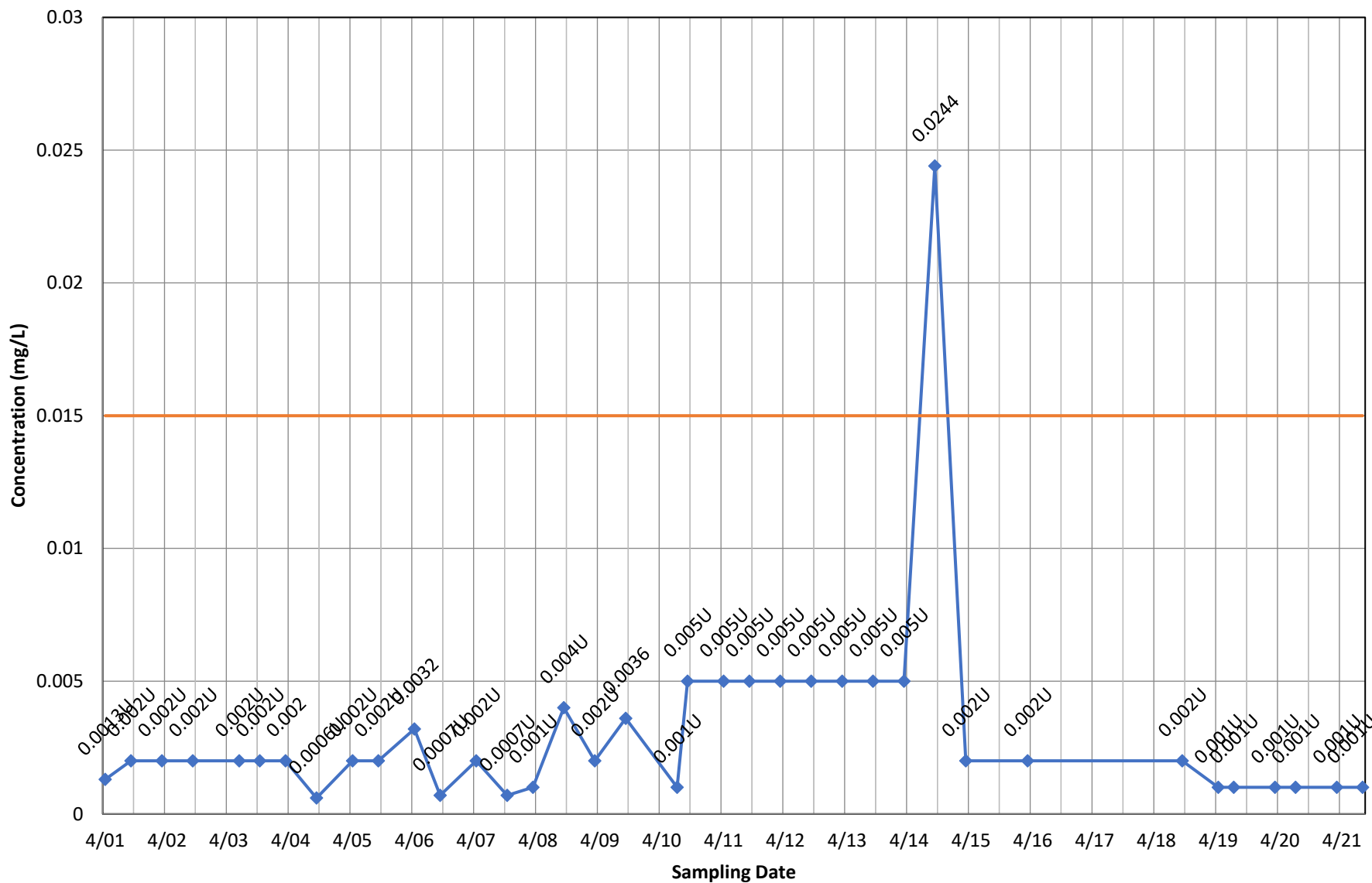


◆ Concentration — Current MCL

Monitoring Well ST065 - Cyanide, Total

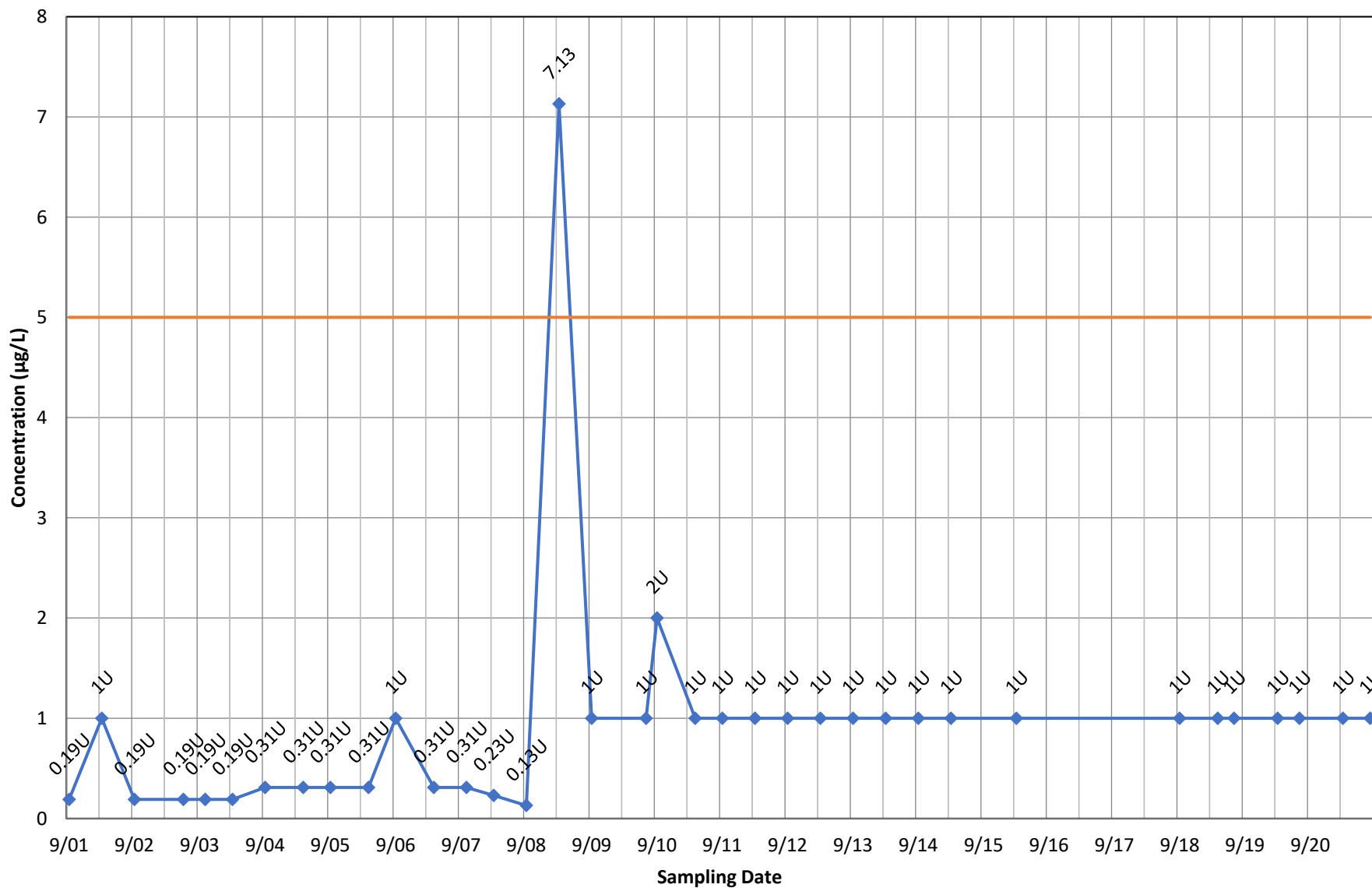


Monitoring Well ST065 - Lead, total



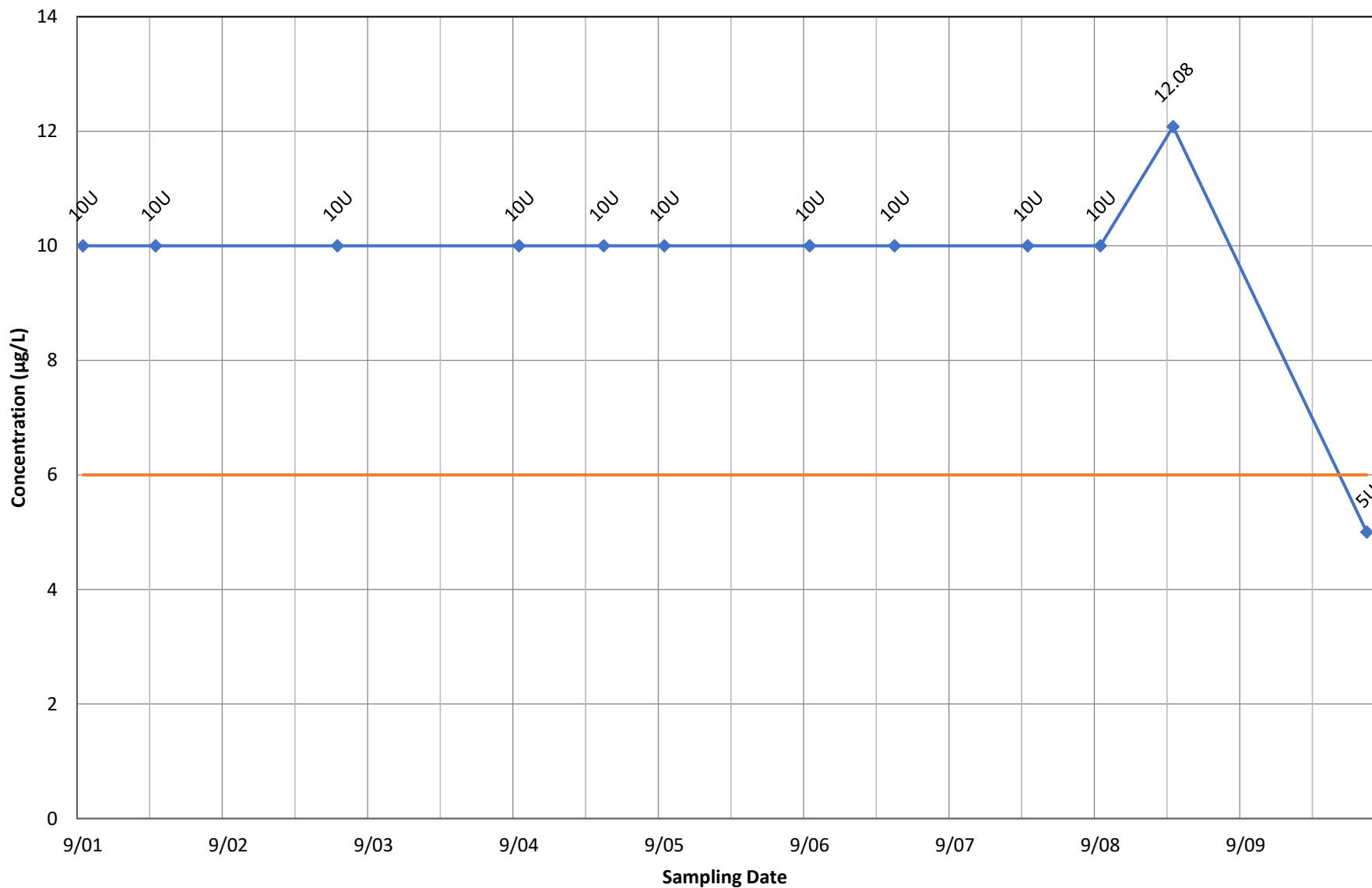
◆ Concentration — Current MCL

Monitoring Well ST065 - Trichloroethene



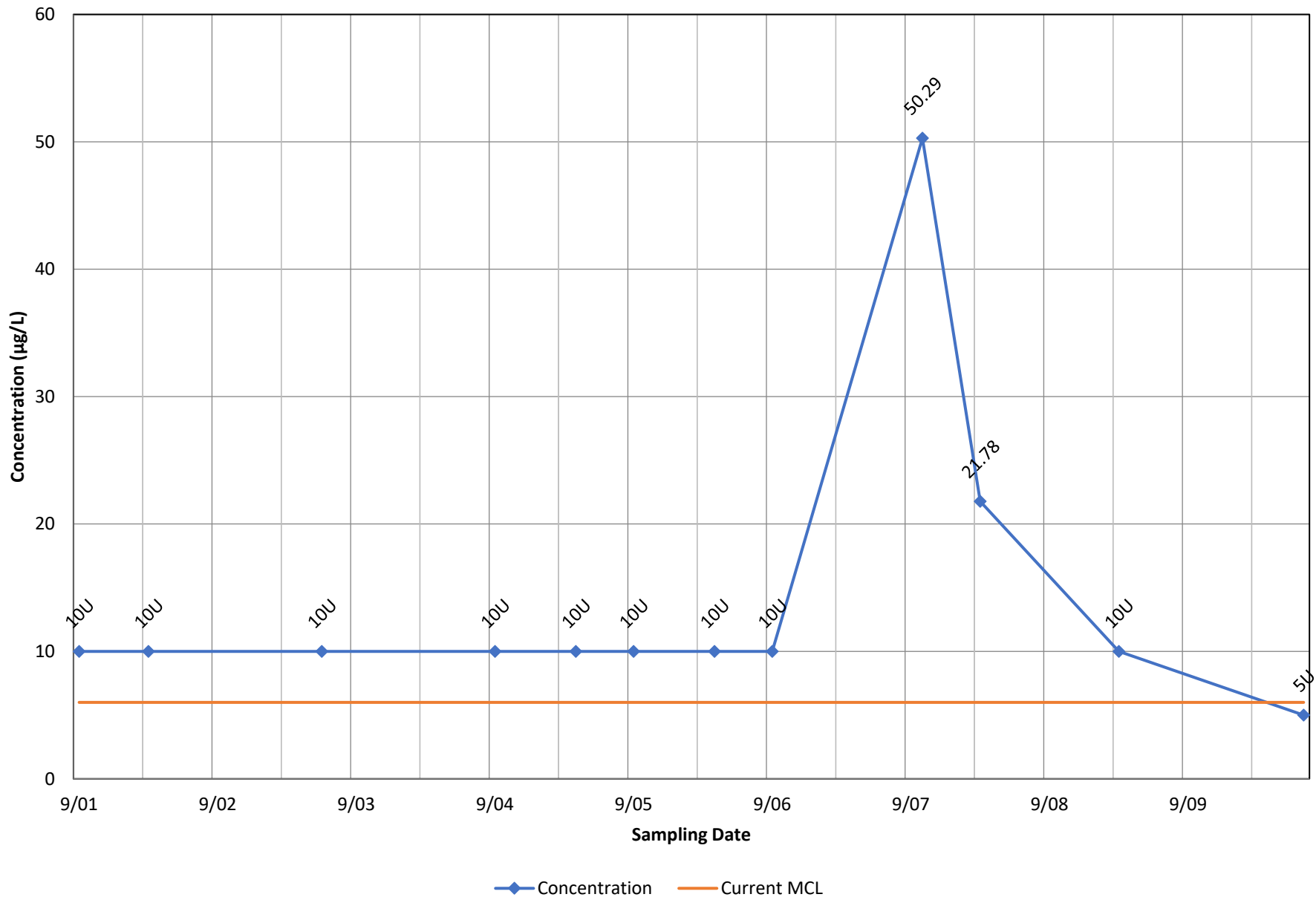
◆ Concentration — Current MCL

Monitoring Well ST120 - Bis(2-Ethylhexyl) Phthalate

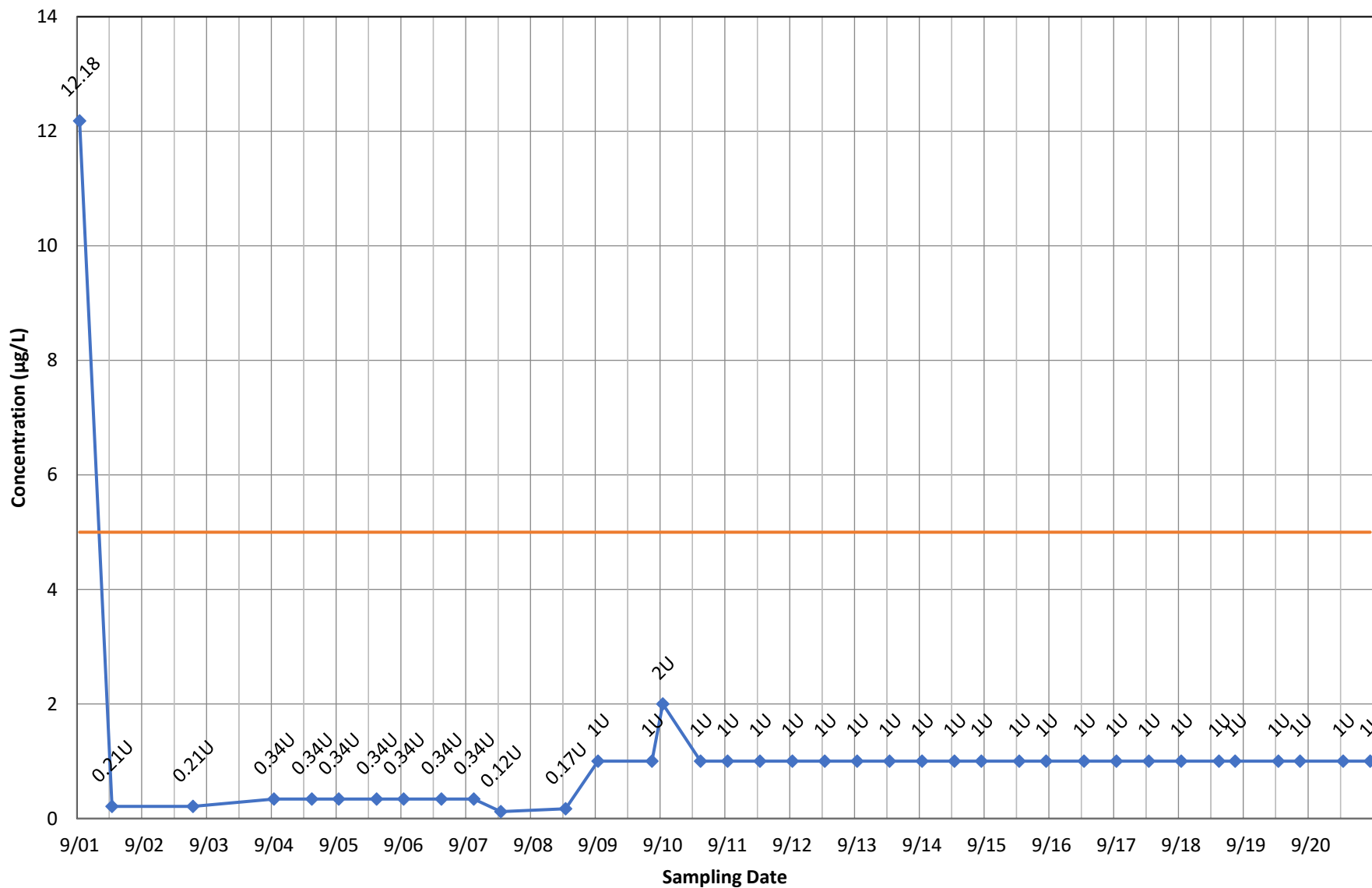


◆ Concentration — Current MCL

Monitoring Well ST70 - Bis(2-Ethylhexyl) Phthalate

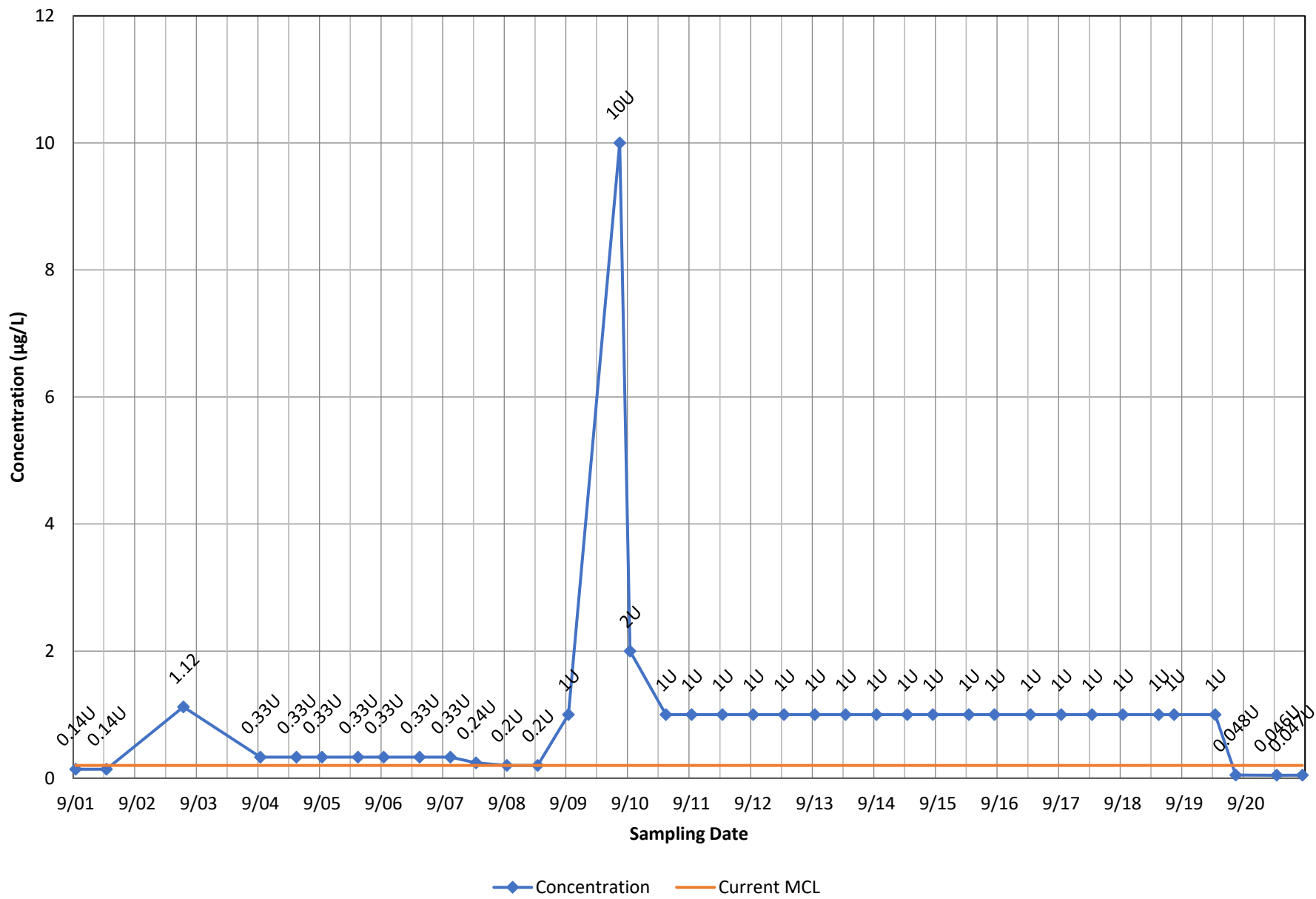


Monitoring Well ST70 - Methylene Chloride

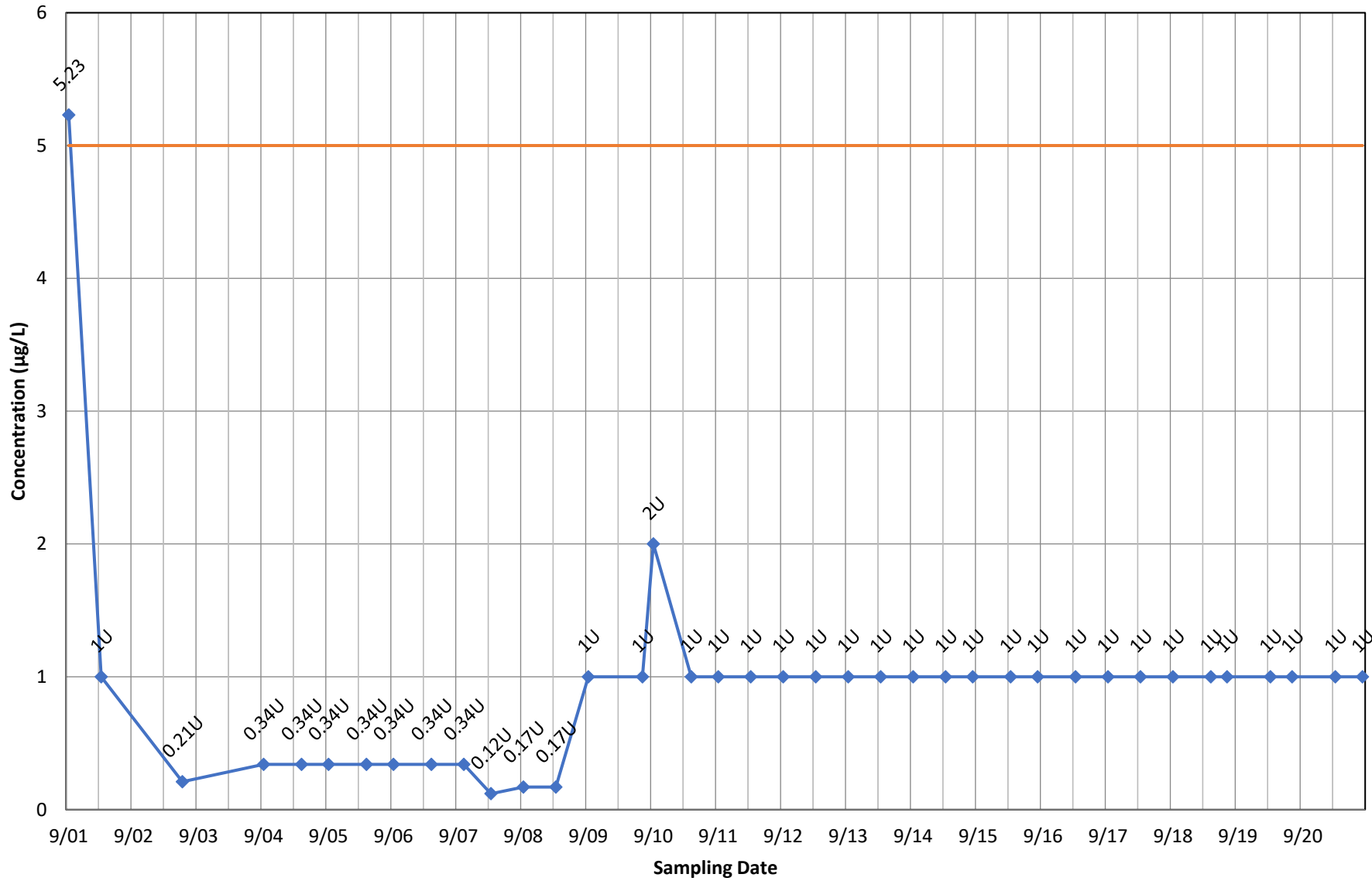


◆ Concentration — Current MCL

Monitoring Well ST80 - 1,2-Dibromo-3-chloropropane



Monitoring Well ST80 - Methylene Chloride



◆ Concentration — Current MCL

Appendix E
Historical Data Tables

This page intentionally left blank

Gude Landfill
Monitoring Location MW-1B - General Parameters

Printed 12/10/21

	Alkalinity (mg/L)	Ammonia Nitrogen (mg/L)	Chemical Oxygen Demand (mg/L)	Chloride (mg/L)	Cyanide, Total (mg/L)	Dissolved Oxygen, Field (mg/L)	Hardness (mg/L)	Nitrate (mg/L)	Nitrate+Nitrite (mg/L)	Nitrite (mg/L)	ORP, Field (mV)	pH, Field (SU)	pH, Lab (SU)	Specific Conductivity, Field (uS/cm)
MCL/ GWPS					0.2			10		1				
7/28/10	--	--	--	--	0.050 U	--	--	--	--	--	--	--	--	--
9/30/10	48.0	0.20 U	10.0 U	2.5000 U	--	--	30.0	0.2000 U	0.20 U	0.05 U	--	--	--	--
4/19/11	49.0	0.20 U	6.5	2.5000 U	--	--	36.0	0.2000 U	0.20 U	0.05 U	--	--	--	--
9/12/11	49.0	0.20 U	10.0 U	2.5000 U	--	--	33.0	0.2000 U	0.20 U	0.05 U	--	--	--	--
3/12/12	58.0	0.20 U	10.0 U	2.7500	--	--	60.0	0.2000 U	0.20 U	0.05 U	--	--	--	--
9/18/12	52.0	0.20 U	10.0 U	3.3300	--	--	80.0	0.2000 U	0.20 U	0.05 U	--	--	--	--
4/1/13	49.0	0.20 U	10.0 U	3.2400	--	7.44	36.0	0.2000 U	0.20 U	0.05 U	450.0	6.21	--	113.1
9/23/13	49.0	0.20 U	10.0 U	3.2700	--	7.79	40.0	0.2000 U	0.20 U	0.05 U	376.0	6.10	--	95.5
3/24/14	47.0	0.20 U	10.0 U	3.9600	--	7.85	50.0	0.2000 U	--	--	401.0	6.12	--	86.0
9/3/14	43.0	0.20 U	10.0 U	2.6000	--	8.38	42.0	0.2000 U	0.20 U	0.05 U	380.0	6.35	--	78.3
3/17/15	45.0	0.20 U	10.0 U	3.6600	--	0.00	40.0	0.2000 U	0.20 U	0.05 U	350.0	6.52	--	70.9
9/2/15	46.0	0.20 U	10.0 U	2.5000 U	--	8.20	42.0	0.2000 U	0.20 U	0.05 U	321.0	5.96	--	80.3
3/22/16	44.0	0.20 U	10.0 U	2.5000 U	--	0.00	32.0	0.2000 U	0.20 U	0.05 U	354.0	6.07	--	44.0
9/6/16	53.0	0.20 U	10.0 U	2.7100	--	8.24	68.0	0.2000 U	0.20 U	0.05 U	346.0	5.92	--	89.0
3/9/17	47.0	0.20 U	10.0 U	2.8200	--	--	42.0	0.2000 U	0.20 U	0.05 U	365.0	6.02	--	88.9
9/11/17	68.0	0.20 U	10.0 U	3.0400	--	7.39	92.0	0.2000 U	0.20 U	0.05 U	472.0	6.25	--	92.9
4/5/18	49.8	0.20 U	10.0 U	3.5300	--	--	43.2	0.2220	0.23	0.05 U	253.0	6.14	--	94.4
9/11/18	49.5	0.20 U	10.0 U	3.1100	--	--	39.7	0.2050	0.22	0.05 U	225.0	5.82	--	101.3
4/19/19	43.7	0.10 U	3.0 U	2.7000	--	7.86	29.7	0.2000 U	--	--	210.4	6.13	5.48	109.6

Gude Landfill
Monitoring Location MW-1B - General Parameters

Printed 12/10/21

	Alkalinity (mg/L)	Ammonia Nitrogen (mg/L)	Chemical Oxygen Demand (mg/L)	Chloride (mg/L)	Cyanide, Total (mg/L)	Dissolved Oxygen, Field (mg/L)	Hardness (mg/L)	Nitrate (mg/L)	Nitrate+Nitrite (mg/L)	Nitrite (mg/L)	ORP, Field (mV)	pH, Field (SU)	pH, Lab (SU)	Specific Conductivity, Field (uS/cm)
8/9/19	43.4	0.10 U	3.0 U	2.5000	--	8.52	28.1	0.2000 U	--	--	198.6	5.79	6.30	0.1
3/4/20	45.1	0.10 U	3.0 U	2.6000	--	8.27	29.5	0.1500 J	--	--	232.2	5.99	6.58	92.2
7/30/20	39.2	0.11	4.8	2.6000	--	7.55	31.2	0.1500 J	--	--	149.7	5.99	6.47	101.1
3/23/21	41.6	0.10 U	3.0 U	2.3700	--	8.17	27.8	0.1570	--	--	211.7	6.04	6.23	104.1
9/2/21	48.9	0.05 U	12.1	1.9900	--	7.91	30.0	0.2040	--	--	198.4	6.30	6.38	79.4

Gude Landfill
Monitoring Location MW-1B - General Parameters

Printed 12/10/21

	Specific Conductivity, Lab (umhos/cm)	Sulfate, total (mg/L)	Sulfide (mg/L)	Temperature, field (°C)	Total Dissolved Solids (mg/L)	Total Suspended Solids (mg/L)	Turbidity (NTU)	Turbidity, Field (NTU)
MCL/ GWPS								
7/28/10	--	--	3.0 U	--	--	--	--	--
9/30/10	--	4.00 U	--	--	440.0	--	28.200	--
4/19/11	--	4.00 U	--	--	92.0	--	39.400	--
9/12/11	--	4.00 U	--	--	80.0	--	--	--
3/12/12	--	4.00 U	--	--	92.0	--	--	--
9/18/12	--	4.00 U	--	--	92.0	--	--	--
4/1/13	--	4.00 U	--	16.4	136.0	--	--	47.70
9/23/13	--	4.00 U	--	16.4	90.0	--	--	33.90
3/24/14	--	4.00 U	--	15.8	67.0	--	--	12.30
9/3/14	--	4.00 U	--	16.8	70.0	--	--	37.50
3/17/15	--	4.00 U	--	19.2	98.0	--	--	1.20
9/2/15	--	4.00 U	--	19.1	1.0 U	--	--	2.90
3/22/16	--	4.00 U	--	17.0	172.0	--	--	2.20
9/6/16	--	4.00 U	--	21.2	74.0	--	--	34.50
3/9/17	--	4.00 U	--	22.0	10.0 U	--	--	8.60
9/11/17	--	4.00 U	--	15.5	74.0	--	--	0.50
4/5/18	--	4.00 U	--	9.6	91.0	--	--	11.10
9/11/18	--	4.00 U	--	17.4	59.0	--	--	13.80
4/19/19	89.3	1.00 U	--	16.5	106.0	22.9	4.750	6.80

Gude Landfill
Monitoring Location MW-1B - General Parameters

Printed 12/10/21

	Specific Conductivity, Lab (umhos/cm)	Sulfate, total (mg/L)	Sulfide (mg/L)	Temperature, field (°C)	Total Dissolved Solids (mg/L)	Total Suspended Solids (mg/L)	Turbidity (NTU)	Turbidity, Field (NTU)
8/9/19	88.6	1.00 U	--	16.9	69.0	5.8	1.250	0.70
3/4/20	93.3	1.00 U	--	18.9	76.0	5.2	1.910	36.10
7/30/20	87.3	1.00 U	--	18.8	75.0	27.9	6.160	22.10
3/23/21	87.0	0.70	--	18.1	71.5	2.1 U	0.578	4.90
9/2/21	90.0	0.30 U	--	16.4	68.0 B	47.4	2.960	47.10

Gude Landfill
Monitoring Location MW-1B - Dissolved Metals

Printed 12/10/21

	Antimony, dissolved (mg/L)	Arsenic, dissolved (mg/L)	Barium, dissolved (mg/L)	Beryllium, dissolved (mg/L)	Cadmium, dissolved (mg/L)	Calcium, dissolved (mg/L)	Chromium, dissolved (mg/L)	Cobalt, dissolved (mg/L)	Copper, dissolved (mg/L)	Iron, dissolved (mg/L)	Lead, dissolved (mg/L)	Magnesium, dissolved (mg/L)	Manganese, dissolved (mg/L)	Mercury, dissolved (mg/L)
MCL/ GWPS	0.006	0.01	2	0.004	0.005		0.1				0.015			0.002
4/19/11	0.005 U	0.005 U	0.007	0.005 U	0.005 U	7.9	0.01 U	0.01 U	0.005 U	0.5 U	0.005 U	4.1	0.007	0.0002 U
9/12/11	--	--	--	--	--	--	--	--	--	--	--	--	--	--
3/12/12	0.005 U	0.005 U	0.006	0.005 U	0.005 U	9.0	0.01 U	0.01 U	0.005 U	0.2 U	0.005 U	5.0	--	0.0002 U
9/18/12	0.005 U	0.005 U	0.010	0.005 U	0.005 U	10.1	0.01 U	0.01 U	0.005 U	0.3	0.005 U	5.5	0.157	0.0002 U
4/1/13	0.005 U	0.005 U	0.005 U	0.005 U	0.005 U	9.0	0.01 U	0.01 U	0.012	0.2 U	0.005 U	4.7	0.008	0.0002 U
9/23/13	0.005 U	0.005 U	0.007	0.005 U	0.005 U	8.4	0.01 U	0.01 U	0.005 U	0.2 U	0.005 U	4.6	0.005	0.0002 U
3/24/14	0.005 U	0.005 U	0.006	0.005 U	0.005 U	8.1	0.01 U	0.01 U	0.005 U	0.2 U	0.005 U	5.0	0.005 U	0.0002 U
9/3/14	0.005 U	0.005 U	0.006	0.005 U	0.005 U	7.5	0.01 U	0.01 U	0.005 U	0.2 U	0.005 U	4.0	0.005 U	0.0002 U
3/17/15	0.002 U	0.002 U	0.010 U	0.002 U	0.004 U	5.9	0.01 U	0.01 U	0.010 U	0.0 U	0.002 U	3.7	0.005 U	0.0002 U
9/2/15	0.001 U	0.001 U	0.005 U	0.001 U	0.001 U	6.0	0.01 U	0.01 U	0.005 U	0.0 U	0.001 U	3.6	0.008 J	0.0002 U
3/22/16	0.002 U	0.002 U	0.002 U	0.002 U	0.002 U	6.1	0.00 U	0.00 U	0.002 U	0.2 U	0.002 U	3.5	0.002 U	0.0044
9/6/16	0.002 U	0.002 U	0.002 U	0.002 U	0.002 U	6.4	0.00 U	0.00 U	0.002 U	0.2 U	0.002 U	3.9	0.002 U	0.0002 U
3/9/17	0.002 U	0.002 U	0.002 U	0.002 U	0.002 U	6.9	0.00 U	0.00 U	0.003	0.2 U	0.002 U	4.0	0.006	0.0002 U
9/11/17	0.002 U	0.002 U	0.002 U	0.002 U	0.002 U	7.4	0.00 U	0.00 U	0.002 U	0.2 U	0.002 U	4.3	0.002 U	0.0002 U
4/5/18	0.002 U	0.002 U	0.002 U	0.002 U	0.002 U	7.9	0.00 U	0.00 U	0.002 U	0.1 U	0.002 U	4.7	0.002 U	0.0002 U
9/11/18	0.002 U	0.002 U	0.002 U	0.002 U	0.002 U	7.9	0.00 U	0.00 U	0.002 U	0.1 U	0.002 U	4.7	0.007	0.0002 U

Gude Landfill

Printed 12/10/21

Monitoring Location MW-1B - Dissolved Metals

	Nickel, dissolved (mg/L)	Potassium, dissolved (mg/L)	Selenium, dissolved (mg/L)	Silver, dissolved (mg/L)	Sodium, dissolved (mg/L)	Thallium, dissolved (mg/L)	Vanadium, dissolved (mg/L)	Zinc, dissolved (mg/L)
MCL/ GWPS			0.05			0.002		
4/19/11	0.01 U	1.0	0.005 U	0.01 U	8.2	0.005 U	0.01 U	0.005 U
9/12/11	0.01	--	--	--	--	--	--	--
3/12/12	0.01	1.1	0.005 U	0.01 U	9.1	0.005 U	0.01 U	0.007
9/18/12	0.27	1.5	0.005 U	0.01 U	9.6	0.005 U	0.01 U	0.033
4/1/13	0.01	1.4	0.005 U	0.01 U	12.3	0.005 U	0.01 U	0.005 J
9/23/13	0.01	1.1	0.005 U	0.01 U	7.8	0.005 U	0.01 U	0.005
3/24/14	0.01 U	1.1	0.005 U	0.01 U	8.9	0.005 U	0.01 U	0.006
9/3/14	0.01 U	1.0	0.005 U	0.01 U	7.5	0.005 U	0.01 U	0.008
3/17/15	0.01 U	0.9	0.035 U	0.01 U	7.1	0.002 U	0.01 U	0.010 U
9/2/15	0.01 U	1.0	0.005 U	0.00 U	7.6	0.001 U	0.01 U	0.005 U
3/22/16	0.00 U	0.9	0.002 U	0.00 U	6.7	0.001 U	0.00 U	0.002 U
9/6/16	0.00 U	0.9	0.002 U	0.00 U	7.3	0.001 U	0.00 U	0.002 U
3/9/17	0.00 U	1.0	0.002 U	0.00 U	7.5	0.001 U	0.00 U	0.002
9/11/17	0.00 U	1.0	0.002 U	0.00 U	7.6	0.001 U	0.00 U	0.002
4/5/18	0.00 U	1.1	0.002 U	0.00 U	8.1	0.001 U	0.00 U	0.002 U
9/11/18	0.00 U	1.1	0.002 U	0.00 U	7.5	0.001 U	0.00 U	0.002 U

Gude Landfill
Monitoring Location MW-1B - Total Metals

Printed 12/10/21

	Antimony, total (mg/L)	Arsenic, total (mg/L)	Barium, total (mg/L)	Beryllium, total (mg/L)	Cadmium, total (mg/L)	Calcium, total (mg/L)	Chromium, total (mg/L)	Cobalt, total (mg/L)	Copper, total (mg/L)	Iron, total (mg/L)	Lead, total (mg/L)	Magnesium, total (mg/L)
MCL/ GWPS	0.006	0.01	2	0.004	0.005		0.1				0.015	
7/28/10	0.0010 U	0.0010	0.0062	0.0010 U	0.0010 U	--	0.0190	0.0024	0.0095	--	0.00170	--
9/30/10	0.0050 U	0.0050 U	0.0057	0.0050 U	0.0050 U	6.83	0.0055	0.0050 U	0.0086	1.2200	0.00500 U	3.720
4/19/11	0.0050 U	0.0050 U	0.0081	0.0050 U	0.0050 U	8.18	0.0050 U	0.0050 U	0.0050 U	0.6510	0.00500 U	4.580
9/12/11	0.0050 U	0.0050 U	0.0089	0.0050 U	0.0050 U	6.92	0.0050	0.0050 U	0.0080	1.5600	0.00552	4.340
3/12/12	0.0050 U	0.0050 U	0.0084	0.0050 U	0.0050 U	8.77	0.0085	0.0050 U	0.0104	2.2200	0.00500 U	5.740
9/18/12	0.0050 U	0.0050 U	0.0338	0.0100 U	0.0050 U	10.40	0.2330	0.0205	0.0802	17.6000	0.01170	11.600
4/1/13	0.0050 U	0.0050 U	0.0061	0.0050 U	0.0050 U	9.07	0.0052	0.0050 U	0.0159	1.3400	0.00500 U	5.420
9/23/13	0.0050 U	0.0050 U	0.0085	0.0050 U	0.0050 U	8.27	0.0071	0.0050 U	0.0057	0.6230	0.00500 U	4.560
3/24/14	0.0050 U	0.0050 U	0.0070	0.0050 U	0.0050 U	7.81	0.0050 U	0.0050 U	0.0050 U	0.2890	0.00500 U	4.630
9/3/14	0.0050 U	0.0050 U	0.0085	0.0050 U	0.0050 U	7.68	0.0050 U	0.0050 U	0.0053	0.9920	0.00500 U	4.360
3/17/15	0.0020 U	0.0020 U	0.0100 U	0.0020 U	0.0040 U	6.00	0.0100 U	0.0100 U	0.0025 J	0.8500	0.00200 U	4.100
9/2/15	0.0010 U	0.0010 U	0.0050 U	0.0010 U	0.0005 U	5.90	0.0050 U	0.0050 U	0.0050 U	0.4200	0.00100 U	3.700
3/22/16	0.0020 U	0.0020 U	0.0020 U	0.0020 U	0.0020 U	6.14	0.0020 U	0.0020 U	0.0020 U	0.2000 U	0.00200 U	3.540
9/6/16	0.0020 U	0.0020 U	0.0020 U	0.0020 U	0.0020 U	6.55	0.0020 U	0.0020 U	0.0020 U	0.2000 U	0.00200 U	3.940
3/9/17	0.0050 U	0.0050 U	0.0073	0.0050 U	0.0050 U	9.17	0.0050 U	0.0050 U	0.0050 U	0.2000 U	0.00500 U	4.950
9/11/17	0.0050 U	0.0050 U	0.0057	0.0050 U	0.0050 U	9.01	0.0050 U	0.0050 U	0.0050 U	0.2620	0.00500 U	4.910
4/5/18	0.0050 U	0.0050 U	0.0061	0.0050 U	0.0050 U	9.00	0.0050 U	0.0050 U	0.0050 U	0.3280	0.00500 U	5.040
9/11/18	0.0050 U	0.0050 U	0.0050 U	0.0050 U	0.0050 U	7.95	0.0050 U	0.0050 U	0.0050 U	0.1100	0.00500 U	4.820
4/19/19	0.0010 U	0.0010 U	0.0018	0.0010 U	0.0010 U	5.28	0.0012	0.0010 U	0.0028	0.4190	0.00100 U	4.020
8/9/19	0.0010 U	0.0010 U	0.0010 U	0.0010 U	0.0010 U	5.00	0.0051	0.0010 U	0.0010 U	0.1280	0.00100 U	3.800
3/4/20	0.0010 U	0.0010 U	0.0016	0.0010 U	0.0010 U	5.51	0.0030	0.0010 U	0.0010 U	0.1160	0.00100 U	3.820
7/30/20	0.0010 U	0.0010 U	0.0032	0.0010 U	0.0010 U	5.46	0.0123	0.0010 U	0.0024	0.7740	0.00100 U	4.260
3/23/21	0.0010 U	0.0010 U	0.0011	0.0010 U	0.0010 U	5.11	0.0010 U	0.0010 U	0.0010 U	0.0441 J	0.00100 U	3.660

Shaded concentrations represent MCL/GWPS exceedances

Printed on Recycled Paper

Gude Landfill
Monitoring Location MW-1B - Total Metals

Printed 12/10/21

	Antimony, total (mg/L)	Arsenic, total (mg/L)	Barium, total (mg/L)	Beryllium, total (mg/L)	Cadmium, total (mg/L)	Calcium, total (mg/L)	Chromium, total (mg/L)	Cobalt, total (mg/L)	Copper, total (mg/L)	Iron, total (mg/L)	Lead, total (mg/L)	Magnesium, total (mg/L)
9/2/21	0.0010 U	0.0010 U	0.0030	0.0010 U	0.0010 U	5.40	0.0134	0.0010 U	0.0019	0.5830	0.00100 U	4.000

Gude Landfill
Monitoring Location MW-1B - Total Metals

Printed 12/10/21

	Manganese, total (mg/L)	Mercury, total (mg/L)	Nickel, total (mg/L)	Potassium, total (mg/L)	Selenium, total (mg/L)	Silver, total (mg/L)	Sodium, total (mg/L)	Thallium, total (mg/L)	Tin, total (mg/L)	Vanadium, total (mg/L)	Zinc, total (mg/L)
MCL/ GWPS		0.002			0.05			0.002			
7/28/10	--	0.000200 U	0.0140	--	0.00100 U	0.0010 U	--	0.0010 U	0.0050 U	0.00590	0.02600
9/30/10	0.03800	0.000200 U	0.0055	1.250	0.00500 U	0.0050 U	10.20	0.0050 U	--	0.00500 U	0.01020
4/19/11	0.04950	0.000200 U	0.0050 U	1.150	0.00500 U	0.0050 U	8.37	0.0050 U	--	0.00500 U	0.00685
9/12/11	0.04410	0.000200 U	--	1.470	0.00500 U	0.0050 U	6.78	0.0050 U	--	0.00500 U	0.01450
3/12/12	0.05410	0.000200 U	0.0050 U	1.360	0.00500 U	0.0050 U	8.88	0.0050 U	--	0.00500 U	0.01790
9/18/12	0.51600	0.000200 U	0.0716	3.470	0.00500 U	0.0050 U	8.62	0.0050 U	--	0.02200	0.10900
4/1/13	0.04360	0.000200 U	0.0050 U	1.530	0.00500 U	0.0050 U	12.80	0.0050 U	--	0.00500 U	0.01200
9/23/13	0.01890	0.000200 U	0.0050 U	1.060	0.00500 U	0.0050 U	7.40	0.0050 U	--	0.00500 U	0.00722
3/24/14	0.01860	0.000200 U	0.0050 U	1.060	0.00500 U	0.0050 U	8.04	0.0050 U	--	0.00500 U	0.00628
9/3/14	0.02790	0.000200 U	0.0051	1.140	0.00500 U	0.0050 U	7.31	0.0050 U	--	0.00500 U	0.01430
3/17/15	0.02200	0.000200 U	0.0110 U	1.000	0.03500 U	0.0100 U	7.20	0.0020 U	--	0.01000 U	0.00680 J
9/2/15	0.01000 U	0.000200 U	0.0100 U	1.100	0.00500 U	0.0010 U	7.50	0.0010 U	--	0.00500 U	0.00500 U
3/22/16	0.00200 U	0.000200 U	0.0020 U	0.895	0.00200 U	0.0020 U	6.74	0.0010 U	--	0.00200 U	0.00200 U
9/6/16	0.00579	0.000200 U	0.0020 U	0.973	0.00200 U	0.0020 U	7.38	0.0010 U	--	0.00200 U	0.00200 U
3/9/17	0.00877	0.000200 U	0.0050 U	1.150	0.00500 U	0.0050 U	8.53	0.0050 U	--	0.00500 U	0.00500 U
9/11/17	0.00897	0.000200 U	0.0050 U	1.120	0.00500 U	0.0050 U	8.55	0.0050 U	--	0.00500 U	0.03070
4/5/18	0.01160	0.000200 U	0.0050 U	1.170	0.00500 U	0.0050 U	8.38	0.0050 U	--	0.00500 U	0.02380
9/11/18	0.00500 U	0.000200 U	0.0050 U	1.130	0.00500 U	0.0050 U	8.32	0.0050 U	--	0.00500 U	0.00500 U
4/19/19	0.01190	0.000100 U	0.0011	1.080	0.00100 U	0.0010 U	7.62	0.0010 U	--	0.00112	0.00645
8/9/19	0.00313	0.000100 U	0.0036 B	0.945	0.00100 U	0.0010 U	7.44	0.0010 U	--	0.00100 U	0.00400 U
3/4/20	0.00359	0.000100 U	0.0020	1.040	0.00100 U	0.0010 U	7.54	0.0010 U	--	0.00100 U	0.00400 U
7/30/20	0.01910	0.000100 U	0.0072	1.150	0.00100 U	0.0010 U	8.00	0.0010 U	--	0.00182	0.00469
3/23/21	0.00148	0.000100 U	0.0010 U	0.937	0.00100 U	0.0010 U	7.29	0.0010 U	--	0.00100 U	0.00400 U

Gude Landfill
Monitoring Location MW-1B - Total Metals

Printed 12/10/21

	Manganese, total (mg/L)	Mercury, total (mg/L)	Nickel, total (mg/L)	Potassium, total (mg/L)	Selenium, total (mg/L)	Silver, total (mg/L)	Sodium, total (mg/L)	Thallium, total (mg/L)	Tin, total (mg/L)	Vanadium, total (mg/L)	Zinc, total (mg/L)
9/2/21	0.01630	0.000100 U	0.0115	1.140	0.00100 U	0.0010 U	7.84	0.0010 U	--	0.00113	0.00400 U

Gude Landfill

Printed 12/10/21

Monitoring Location MW-1B - Volatile Organic Compounds

	1,1,1,2-Tetrachloroethane (ug/L)	1,1,1-Trichloroethane (ug/L)	1,1,2,2-Tetrachloroethane (ug/L)	1,1,1,2-Trichloroethane (ug/L)	1,1-Dichloroethane (ug/L)	1,1-Dichloroethene (ug/L)	1,1-Dichloropropene (ug/L)	1,2,3-Trichloropropane (ug/L)	1,2-Dibromo-3-chloropropane (ug/L)	1,2-Dibromoethane (ug/L)	1,2-Dichlorobenzene (ug/L)	1,2-Dichloroethane (ug/L)	1,2-Dichloropropane (ug/L)	1,3-Dichloropropane (ug/L)	1,4-Dichlorobenzene (ug/L)
MCL/ GWPS	200		5		7				0.2	0.05	600	5	5		75
7/28/10	1.00 U	1.00 U	1.00 U	1.00 U	1.00 U	1.00 U	1.00 U	1.00 U	10.00 U	1.00 U	1.00 U	1.00 U	1.00 U	1.00 U	1.00 U
4/19/11	1.00 U	1.00 U	1.00 U	1.00 U	1.00 U	1.00 U	--	1.00 U	1.00 U	1.00 U	1.00 U	1.00 U	1.00 U	--	1.00 U
9/12/11	1.00 U	1.00 U	1.00 U	1.00 U	1.00 U	1.00 U	--	1.00 U	1.00 U	1.00 U	1.00 U	1.00 U	1.00 U	--	1.00 U
3/12/12	1.00 U	1.00 U	1.00 U	1.00 U	1.00 U	1.00 U	--	1.00 U	1.00 U	1.00 U	1.00 U	1.00 U	1.00 U	--	1.00 U
9/18/12	1.00 U	1.00 U	1.00 U	1.00 U	1.00 U	1.00 U	1.00 U	1.00 U	1.00 U	1.00 U	1.00 U	1.00 U	1.00 U	1.00 U	1.00 U
4/1/13	1.00 U	1.00 U	1.00 U	1.00 U	1.00 U	1.00 U	1.00 U	1.00 U	1.00 U	1.00 U	1.00 U	1.00 U	1.00 U	1.00 U	1.00 U
9/23/13	1.00 U	1.00 U	1.00 U	1.00 U	1.00 U	1.00 U	1.00 U	1.00 U	1.00 U	1.00 U	1.00 U	1.00 U	1.00 U	1.00 U	1.00 U
3/24/14	1.00 U	1.00 U	1.00 U	1.00 U	1.00 U	1.00 U	1.00 U	1.00 U	1.00 U	1.00 U	--	1.00 U	1.00 U	1.00 U	1.00 U
9/3/14	1.00 U	1.00 U	1.00 U	1.00 U	1.00 U	1.00 U	1.00 U	1.00 U	1.00 U	1.00 U	1.00 U	1.00 U	1.00 U	1.00 U	1.00 U
3/17/15	1.00 U	1.00 U	1.00 U	1.00 U	1.00 U	1.00 U	1.00 U	1.00 U	1.00 U	1.00 U	1.00 U	1.00 U	1.00 U	1.00 U	1.00 U
9/2/15	1.00 U	1.00 U	1.00 U	1.00 U	1.00 U	1.00 U	1.00 U	1.00 U	1.00 U	1.00 U	1.00 U	1.00 U	1.00 U	1.00 U	1.00 U
3/22/16	1.00 U	1.00 U	1.00 U	1.00 U	1.00 U	1.00 U	1.00 U	1.00 U	1.00 U	1.00 U	1.00 U	1.00 U	1.00 U	1.00 U	1.00 U
9/6/16	1.00 U	1.00 U	1.00 U	1.00 U	1.00 U	1.00 U	1.00 U	1.00 U	1.00 U	1.00 U	1.00 U	1.00 U	1.00 U	1.00 U	1.00 U
3/9/17	1.00 U	1.00 U	1.00 U	1.00 U	1.00 U	1.00 U	1.00 U	1.00 U	1.00 U	1.00 U	1.00 U	1.00 U	1.00 U	1.00 U	1.00 U
9/11/17	1.00 U	1.00 U	1.00 U	1.00 U	1.00 U	1.00 U	1.00 U	1.00 U	1.00 U	1.00 U	1.00 U	1.00 U	1.00 U	1.00 U	1.00 U
4/5/18	1.00 U	1.00 U	1.00 U	1.00 U	1.00 U	1.00 U	1.00 U	1.00 U	1.00 U	1.00 U	1.00 U	1.00 U	1.00 U	1.00 U	1.00 U
9/11/18	1.00 U	1.00 U	1.00 U	1.00 U	1.00 U	1.00 U	1.00 U	1.00 U	1.00 U	1.00 U	1.00 U	1.00 U	1.00 U	1.00 U	1.00 U
4/19/19	1.00 U	1.00 U	1.00 U	1.00 U	1.00 U	1.00 U	1.00 U	1.00 U	1.00 U	1.00 U	1.00 U	1.00 U	1.00 U	1.00 U	1.00 U
8/9/19	1.00 U	1.00 U	1.00 U	1.00 U	1.00 U	1.00 U	1.00 U	1.00 U	1.00 U	1.00 U	1.00 U	1.00 U	1.00 U	1.00 U	1.00 U
3/4/20	1.00 U	1.00 U	1.00 U	1.00 U	1.00 U	1.00 U	1.00 U	1.00 U	1.00 U	1.00 U	1.00 U	1.00 U	1.00 U	1.00 U	1.00 U

Gude Landfill
Monitoring Location MW-1B - Volatile Organic Compounds

Printed 12/10/21

	1,1,1,2-Tetrachloroethane (ug/L)	1,1,1-Trichloroethane (ug/L)	1,1,1,2,2-Tetrachloroethane (ug/L)	1,1,2-Trichloroethane (ug/L)	1,1-Dichloroethane (ug/L)	1,1-Dichloroethane (ug/L)	1,1-Dichloropropene (ug/L)	1,2,3-Trichloropropane (ug/L)	1,2-Dibromo-3-chloropropane (ug/L)	1,2-Dibromoethane (ug/L)	1,2-Dichlorobenzene (ug/L)	1,2-Dichloroethane (ug/L)	1,2-Dichloropropane (ug/L)	1,3-Dichloropropane (ug/L)	1,4-Dichlorobenzene (ug/L)
7/30/20	1.00 U	1.00 U	1.00 U	1.00 U	1.00 U	1.00 U	1.00 U	1.00 U	0.05 U	0.02 U	1.00 U	1.00 U	1.00 U	1.00 U	1.00 U
3/23/21	1.00 U	1.00 U	1.00 U	1.00 U	1.00 U	1.00 U	1.00 U	1.00 U	0.05 U	0.02 U	1.00 U	1.00 U	1.00 U	1.00 U	1.00 U
9/2/21	1.00 U	1.00 U	1.00 U	1.00 U	1.00 U	1.00 U	1.00 U	1.00 U	0.05 U	0.02 U	1.00 U	1.00 U	1.00 U	1.00 U	1.00 U

Gude Landfill
Monitoring Location MW-1B - Volatile Organic Compounds

Printed 12/10/21

	2,2-Dichloropropane (ug/L)	2-Butanone (ug/L)	2-Hexanone (ug/L)	4-Methyl-2-Pentanone (ug/L)	Acetone (ug/L)	Acrylonitrile (ug/L)	Benzene (ug/L)	Bromochloromethane (ug/L)	Bromodichloromethane (ug/L)	Bromoform (ug/L)	Bromomethane (ug/L)	Carbon Disulfide (ug/L)	Carbon Tetrachloride (ug/L)	Chlorobenzene (ug/L)	Chloroethane (ug/L)
MCL/ GWPS							5		80	80			5	100	
7/28/10	1.00 U	10.00 U	5.00 U	5.00 U	5.00 U	10.00 U	1.00 U	1.00 U	1.00 U	5.00 U	1.00 U	1.00 U	1.00 U	1.00 U	1.00 U
4/19/11	--	5.00 U	5.00 U	5.00 U	5.00 U	5.00 U	1.00 U	1.00 U	1.00 U	1.00 U	1.00 U	1.00 U	1.00 U	1.00 U	1.00 U
9/12/11	--	5.00 U	5.00 U	5.00 U	5.00 U	5.00 U	1.00 U	1.00 U	1.00 U	1.00 U	1.00 U	1.00 U	1.00 U	1.00 U	1.00 U
3/12/12	--	5.00 U	5.00 U	5.00 U	5.00 U	5.00 U	1.00 U	1.00 U	1.00 U	1.00 U	1.00 U	1.00 U	1.00 U	1.00 U	1.00 U
9/18/12	1.00 U	5.00 U	5.00 U	5.00 U	5.00 U	5.00 U	1.00 U	1.00 U	1.00 U	1.00 U	1.00 U	5.00 U	1.00 U	1.00 U	1.00 U
4/1/13	1.00 U	5.00 U	5.00 U	5.00 U	5.00 U	5.00 U	1.00 U	1.00 U	1.00 U	1.00 U	1.00 U	5.00 U	1.00 U	1.00 U	1.00 U
9/23/13	1.00 U	5.00 U	5.00 U	5.00 U	5.00 U	5.00 U	1.00 U	1.00 U	1.00 U	1.00 U	1.00 U	5.00 U	1.00 U	1.00 U	1.00 U
3/24/14	1.00 U	5.00 U	5.00 U	5.00 U	5.00 U	5.00 U	1.00 U	--	1.00 U	1.00 U	1.00 U	5.00 U	1.00 U	1.00 U	1.00 U
9/3/14	1.00 U	5.00 U	5.00 U	5.00 U	5.00 U	5.00 U	1.00 U	1.00 U	1.00 U	1.00 U	1.00 U	5.00 U	1.00 U	1.00 U	1.00 U
3/17/15	1.00 U	5.00 U	5.00 U	5.00 U	10.00	5.00 U	1.00 U	1.00 U	1.00 U	1.00 U	1.00 U	5.00 U	1.00 U	1.00 U	1.00 U
9/2/15	1.00 U	5.00 U	5.00 U	5.00 U	5.00 U	5.00 U	1.00 U	1.00 U	1.00 U	1.00 U	1.00 U	5.00 U	1.00 U	1.00 U	1.00 U
3/22/16	1.00 U	5.00 U	5.00 U	5.00 U	5.00 U	5.00 U	1.00 U	1.00 U	1.00 U	1.00 U	1.00 U	5.00 U	1.00 U	1.00 U	1.00 U
9/6/16	1.00 U	5.00 U	5.00 U	5.00 U	5.00 U	5.00 U	1.00 U	1.00 U	1.00 U	1.00 U	1.00 U	5.00 U	1.00 U	1.00 U	1.00 U
3/9/17	1.00 U	5.00 U	5.00 U	5.00 U	5.00 U	5.00 U	1.00 U	1.00 U	1.00 U	1.00 U	1.00 U	5.00 U	1.00 U	1.00 U	1.00 U
9/11/17	1.00 U	5.00 U	5.00 U	5.00 U	5.00 U	5.00 U	1.00 U	1.00 U	1.00 U	1.00 U	1.00 U	5.00 U	1.00 U	1.00 U	1.00 U
4/5/18	1.00 U	5.00 U	5.00 U	5.00 U	5.00 U	5.00 U	1.00 U	1.00 U	1.00 U	1.00 U	1.00 U	5.00 U	1.00 U	1.00 U	1.00 U
9/11/18	1.00 U	5.00 U	5.00 U	5.00 U	5.00 U	5.00 U	1.00 U	1.00 U	1.00 U	1.00 U	1.00 U	5.00 U	1.00 U	1.00 U	1.00 U
4/19/19	1.00 U	5.00 U	5.00 U	5.00 U	5.00 U	5.00 U	1.00 U	1.00 U	1.00 U	1.00 U	1.00 U	1.00 U	1.00 U	1.00 U	1.00 U
8/9/19	1.00 U	5.00 U	5.00 U	5.00 U	5.00 U	5.00 U	1.00 U	1.00 U	1.00 U	1.00 U	1.00 U	1.00 U	1.00 U	1.00 U	1.00 U
3/4/20	1.00 U	5.00 U	5.00 U	5.00 U	5.00 U	5.00 U	1.00 U	1.00 U	1.00 U	1.00 U	1.00 U	1.00 U	1.00 U	1.00 U	1.00 U

Gude Landfill
Monitoring Location MW-1B - Volatile Organic Compounds

Printed 12/10/21

	2,2-Dichloropropane (ug/L)	2-Butanone (ug/L)	2-Hexanone (ug/L)	4-Methyl-2-Pentanone (ug/L)	Acetone (ug/L)	Acrylonitrile (ug/L)	Benzene (ug/L)	Bromochloromethane (ug/L)	Bromodichloromethane (ug/L)	Bromoform (ug/L)	Bromomethane (ug/L)	Carbon Disulfide (ug/L)	Carbon Tetrachloride (ug/L)	Chlorobenzene (ug/L)	Chloroethane (ug/L)
7/30/20	1.00 U	5.00 U	5.00 U	5.00 U	5.00 U	5.00 U	1.00 U	1.00 U	1.00 U	1.00 U	1.00 U	1.00 U	1.00 U	1.00 U	1.00 U
3/23/21	1.00 U	5.00 U	5.00 U	5.00 U	5.00 U	5.00 U	1.00 U	1.00 U	1.00 U	1.00 U	1.00 U	1.00 U	1.00 U	1.00 U	1.00 U
9/2/21	1.00 U	5.00 U	5.00 U	5.00 U	5.00 U	5.00 U	1.00 U	1.00 U	1.00 U	1.00 U	1.00 U	1.00 U	1.00 U	1.00 U	1.00 U

Gude Landfill

Printed 12/10/21

Monitoring Location MW-1B - Volatile Organic Compounds

	Chloroform (ug/L)	Chloromethane (ug/L)	cis-1,2-Dichloroethene (ug/L)	cis-1,3-Dichloropropene (ug/L)	Dibromochloromethane (ug/L)	Ethylbenzene (ug/L)	m&p-Xylene (ug/L)	Methyl Iodide (ug/L)	Methyl Tertiary Butyl Ether (ug/L)	Methylene Bromide (ug/L)	Methylene Chloride (ug/L)	o-Xylene (ug/L)	Styrene (ug/L)	Tetrachloroethene (ug/L)	Toluene (ug/L)
MCL/ GWPS	80		70		80	700	10000				5	10000	100	5	1000
7/28/10	1.00 U	1.00 U	1.00 U	1.00 U	1.00 U	1.00 U	2.00 U	20.00 U	--	1.00 U	1.00 U	1.00 U	1.00 U	1.00 U	1.00 U
4/19/11	1.00 U	1.00 U	1.00 U	1.00 U	1.00 U	1.00 U	--	1.00 U	2.00 U	1.00 U	1.00 U	--	1.00 U	1.00 U	1.00 U
9/12/11	1.00 U	1.00 U	1.00 U	1.00 U	1.00 U	1.00 U	--	1.00 U	2.00 U	1.00 U	1.00 U	--	1.00 U	1.00 U	1.00 U
3/12/12	1.00 U	1.00 U	1.00 U	1.00 U	1.00 U	1.00 U	--	1.00 U	1.00 U	1.00 U	1.00 U	--	1.00 U	1.00 U	1.00 U
9/18/12	1.00 U	1.00 U	1.00 U	1.00 U	1.00 U	1.00 U	2.00 U	5.00 U	5.00 U	1.00 U	1.00 U	1.00 U	1.00 U	1.00 U	1.00 U
4/1/13	1.00 U	1.00 U	1.00 U	1.00 U	1.00 U	1.00 U	2.00 U	5.00 U	5.00 U	1.00 U	1.00 U	1.00 U	1.00 U	1.00 U	1.00 U
9/23/13	1.00 U	1.00 U	1.00 U	1.00 U	1.00 U	1.00 U	2.00 U	5.00 U	5.00 U	1.00 U	1.00 U	1.00 U	1.00 U	1.00 U	1.00 U
3/24/14	1.00 U	1.00 U	1.00 U	1.00 U	1.00 U	1.00 U	2.00 U	5.00 U	5.00 U	1.00 U	1.00 U	1.00 U	1.00 U	1.00 U	1.00 U
9/3/14	1.00 U	1.00 U	1.00 U	1.00 U	1.00 U	1.00 U	2.00 U	5.00 U	5.00 U	1.00 U	1.00 U	1.00 U	1.00 U	1.00 U	1.00 U
3/17/15	1.00 U	1.00 U	1.00 U	1.00 U	1.00 U	1.00 U	2.00 U	5.00 U	5.00 U	1.00 U	1.00 U	1.00 U	1.00 U	1.00 U	1.00 U
9/2/15	1.00 U	1.00 U	1.00 U	1.00 U	1.00 U	1.00 U	2.00 U	5.00 U	5.00 U	1.00 U	1.00 U	1.00 U	1.00 U	1.00 U	1.00 U
3/22/16	1.00 U	1.00 U	1.00 U	1.00 U	1.00 U	1.00 U	2.00 U	5.00 U	5.00 U	1.00 U	1.00 U	1.00 U	1.00 U	1.00 U	1.00 U
9/6/16	1.00 U	1.00 U	1.00 U	1.00 U	1.00 U	1.00 U	2.00 U	5.00 U	5.00 U	1.00 U	1.00 U	1.00 U	1.00 U	1.00 U	1.00 U
3/9/17	1.00 U	1.00 U	1.00 U	1.00 U	1.00 U	1.00 U	2.00 U	5.00 U	5.00 U	1.00 U	1.00 U	1.00 U	1.00 U	1.00 U	1.00 U
9/11/17	1.00 U	1.00 U	1.00 U	1.00 U	1.00 U	1.00 U	2.00 U	5.00 U	5.00 U	1.00 U	1.00 U	1.00 U	1.00 U	1.00 U	1.00 U
4/5/18	1.00 U	1.00 U	1.00 U	1.00 U	1.00 U	1.00 U	2.00 U	5.00 U	5.00 U	1.00 U	1.00 U	1.00 U	1.00 U	1.00 U	1.00 U
9/11/18	1.00 U	1.00 U	1.00 U	1.00 U	1.00 U	1.00 U	2.00 U	5.00 U	5.00 U	1.00 U	1.00 U	1.00 U	1.00 U	1.00 U	1.00 U
4/19/19	1.00 U	1.00 U	1.00 U	1.00 U	1.00 U	1.00 U	1.00 U	1.00 U	1.00 U	1.00 U	1.00 U	1.00 U	1.00 U	1.00 U	1.00 U
8/9/19	1.00 U	1.00 U	1.00 U	1.00 U	1.00 U	1.00 U	1.00 U	1.00 U	1.00 U	1.00 U	1.00 U	1.00 U	1.00 U	1.00 U	1.00 U
3/4/20	1.00 U	1.00 U	1.00 U	1.00 U	1.00 U	1.00 U	1.00 U	1.00 U	1.00 U	1.00 U	1.00 U	1.00 U	1.00 U	1.00 U	1.00 U

Gude Landfill
Monitoring Location MW-1B - Volatile Organic Compounds

Printed 12/10/21

	Chloroform (ug/L)	Chloromethane (ug/L)	cis-1,2-Dichloroethene (ug/L)	cis-1,3-Dichloropropene (ug/L)	Dibromochloromethane (ug/L)	Ethylbenzene (ug/L)	m&p-Xylene (ug/L)	Methyl Iodide (ug/L)	Methyl Tertiary Butyl Ether (ug/L)	Methylene Bromide (ug/L)	Methylene Chloride (ug/L)	o-Xylene (ug/L)	Styrene (ug/L)	Tetrachloroethene (ug/L)	Toluene (ug/L)
7/30/20	1.00 U	1.00 U	1.00 U	1.00 U	1.00 U	1.00 U	1.00 U	1.00 U	1.00 U	1.00 U	1.00 U	1.00 U	1.00 U	1.00 U	1.00 U
3/23/21	1.00 U	1.00 U	1.00 U	1.00 U	1.00 U	1.00 U	1.00 U	1.00 U	1.00 U	1.00 U	1.00 U	1.00 U	1.00 U	1.00 U	1.00 U
9/2/21	1.00 U	1.00 U	1.00 U	1.00 U	1.00 U	1.00 U	1.00 U	1.00 U	1.00 U	1.00 U	1.00 U	1.00 U	1.00 U	1.00 U	1.00 U

Gude Landfill

Monitoring Location MW-1B - Volatile Organic Compounds

	trans-1,2-Dichloroethene (ug/L)	trans-1,3-Dichloropropene (ug/L)	trans-1,4-Dichloro-2-butene (ug/L)	Trichloroethene (ug/L)	Trichlorofluoromethane (ug/L)	Vinyl Acetate (ug/L)	Vinyl Chloride (ug/L)	Xylene (ug/L)
MCL/ GWPS	100			5			2	10000
7/28/10	1.00 U	1.00 U	5.00 U	1.00 U	1.00 U	1.00 U	1.00 U	--
4/19/11	1.00 U	1.00 U	5.00 U	1.00 U	1.00 U	1.00 U	1.00 U	1.00 U
9/12/11	1.00 U	1.00 U	5.00 U	1.00 U	1.00 U	1.00 U	1.00 U	1.00 U
3/12/12	1.00 U	1.00 U	5.00 U	1.00 U	1.00 U	1.00 U	1.00 U	1.00 U
9/18/12	1.00 U	1.00 U	5.00 U	1.00 U	1.00 U	5.00 U	1.00 U	--
4/1/13	1.00 U	1.00 U	5.00 U	1.00 U	1.00 U	5.00 U	1.00 U	--
9/23/13	1.00 U	1.00 U	5.00 U	1.00 U	1.00 U	5.00 U	1.00 U	--
3/24/14	1.00 U	1.00 U	5.00 U	1.00 U	1.00 U	5.00 U	1.00 U	--
9/3/14	1.00 U	1.00 U	5.00 U	1.00 U	1.00 U	5.00 U	1.00 U	--
3/17/15	1.00 U	1.00 U	5.00 U	1.00 U	1.00 U	5.00 U	1.00 U	--
9/2/15	1.00 U	1.00 U	5.00 U	1.00 U	1.00 U	5.00 U	1.00 U	--
3/22/16	1.00 U	1.00 U	5.00 U	1.00 U	1.00 U	5.00 U	1.00 U	--
9/6/16	1.00 U	1.00 U	5.00 U	1.00 U	1.00 U	5.00 U	1.00 U	--
3/9/17	1.00 U	1.00 U	5.00 U	1.00 U	1.00 U	5.00 U	1.00 U	--
9/11/17	1.00 U	1.00 U	5.00 U	1.00 U	1.00 U	5.00 U	1.00 U	--
4/5/18	1.00 U	1.00 U	5.00 U	1.00 U	1.00 U	5.00 U	1.00 U	--
9/11/18	1.00 U	1.00 U	5.00 U	1.00 U	1.00 U	5.00 U	1.00 U	--
4/19/19	1.00 U	1.00 U	1.00 U	1.00 U	1.00 U	1.00 U	1.00 U	--
8/9/19	1.00 U	1.00 U	1.00 U	1.00 U	1.00 U	1.00 U	1.00 U	--
3/4/20	1.00 U	1.00 U	1.00 U	1.00 U	1.00 U	1.00 U	1.00 U	--

Gude Landfill

Monitoring Location MW-1B - Volatile Organic Compounds

	trans-1,2-Dichloroethene (ug/L)	trans-1,3-Dichloropropene (ug/L)	trans-1,4-Dichloro-2-butene (ug/L)	Trichloroethene (ug/L)	Trichlorofluoromethane (ug/L)	Vinyl Acetate (ug/L)	Vinyl Chloride (ug/L)	Xylene (ug/L)
7/30/20	1.00 U	1.00 U	1.00 U	1.00 U	1.00 U	1.00 U	1.00 U	--
3/23/21	1.00 U	1.00 U	1.00 U	1.00 U	1.00 U	1.00 U	1.00 U	--
9/2/21	1.00 U	1.00 U	1.00 U	1.00 U	1.00 U	1.00 U	1.00 U	--

Gude Landfill
Monitoring Location MW-2A - General Parameters

Printed 12/10/21

	Alkalinity (mg/L)	Ammonia Nitrogen (mg/L)	Chemical Oxygen Demand (mg/L)	Chloride (mg/L)	Cyanide, Total (mg/L)	Dissolved Oxygen, Field (mg/L)	Hardness (mg/L)	Nitrate (mg/L)	Nitrate+Nitrite (mg/L)	Nitrite (mg/L)	ORP, Field (mV)	pH, Field (SU)	pH, Lab (SU)	Specific Conductivity, Field (uS/cm)
MCL/ GWPS					0.2			10		1				
7/27/10	--	--	--	--	0.050 U	--	--	--	--	--	--	--	--	--
9/30/10	30.0	0.20 U	10.0 U	2.5000 U	--	--	19.0	0.2000 U	0.20 U	0.05 U	--	--	--	--
4/19/11	40.0	0.20 U	7.5	2.7400	--	--	25.0	0.2000 U	0.20 U	0.05 U	--	--	--	--
9/7/11	35.0	0.20 U	10.0 U	2.6900	--	--	22.0	0.2000 U	0.20 U	0.05 U	--	--	--	--
3/6/12	46.0	0.20 U	10.0 U	2.6500	--	--	32.0	0.2000 U	0.20 U	0.05 U	--	--	--	--
9/11/12	54.0	0.20 U	10.0 U	2.6300	--	--	32.0	0.2000 U	0.20 U	0.05 U	--	--	--	--
9/11/13	56.0	0.20 U	10.0 U	5.7600	--	0.52	48.0	0.2000 U	0.20 U	0.05 U	270.0	5.31	--	104.3
3/24/14	49.0	0.20 U	10.0 U	3.3900	--	--	46.0	0.2000 U	--	--	--	--	--	--
9/2/14	28.0	0.20 U	10.0 U	3.7300	--	3.50	30.0	0.2000 J	0.25	0.05 U	--	6.56	--	55.7
3/17/15	30.0	0.20 U	10.0 U	2.6900	--	2.95	34.0	0.2000 U	0.21	0.05 U	349.0	5.72	--	54.2
9/3/15	34.0	0.20 U	10.0 U	3.4600	--	4.44	130.0	0.2000 U	0.20 U	0.05 U	340.0	5.17	--	62.5
3/17/16	39.0	0.20 U	10.0 U	4.7700	--	3.37	100.0	0.2000 U	0.20 U	0.05 U	389.0	5.43	--	86.4
8/31/16	51.0	0.20 U	10.0 U	3.3200	--	4.91	40.0	0.2000 U	0.20 U	0.05 U	412.0	5.44	--	71.8
3/7/17	65.0	0.20 U	10.0 U	4.3100	--	6.81	40.0	0.2000 U	0.20 U	0.05 U	332.0	5.65	--	84.3
9/11/17	--	--	--	--	--	5.54	--	--	--	--	333.0	6.01	--	109.8
4/15/19	19.5	0.10 U	5.0	2.9000	--	8.15	14.9	0.2000 U	--	--	182.2	5.37	5.65	65.5
8/5/19	19.0	0.37	3.0 U	2.5000	--	7.62	16.9	0.2000 U	--	--	284.5	4.28	5.49	0.0
3/2/20	20.8	0.10 U	3.0 U	2.4000	--	5.85	16.1	0.3500	--	--	302.4	5.17	5.65	52.6
7/30/20	14.6	0.10 U	3.6	3.2000	--	2.81	17.8	0.2000 U	--	--	262.1	5.17	5.51	59.1

Gude Landfill
Monitoring Location MW-2A - General Parameters

Printed 12/10/21

	Alkalinity (mg/L)	Ammonia Nitrogen (mg/L)	Chemical Oxygen Demand (mg/L)	Chloride (mg/L)	Cyanide, Total (mg/L)	Dissolved Oxygen, Field (mg/L)	Hardness (mg/L)	Nitrate (mg/L)	Nitrate+Nitrite (mg/L)	Nitrite (mg/L)	ORP, Field (mV)	pH, Field (SU)	pH, Lab (SU)	Specific Conductivity, Field (uS/cm)
3/25/21	18.1	0.10 U	3.0 U	3.2200	--	3.12	16.3	0.0830	--	--	211.1	5.26	5.49	56.1
9/7/21	27.1	0.05 U	15.7	2.0900 B	--	0.66	18.8	0.0220	--	--	243.4	5.60	5.36	56.8

Gude Landfill
Monitoring Location MW-2A - General Parameters

Printed 12/10/21

	Specific Conductivity, Lab (umhos/cm)	Sulfate, total (mg/L)	Sulfide (mg/L)	Temperature, field (°C)	Total Dissolved Solids (mg/L)	Total Suspended Solids (mg/L)	Turbidity (NTU)	Turbidity, Field (NTU)
MCL/ GWPS								
7/27/10	--	--	3.0 U	--	--	--	--	--
9/30/10	--	4.00 U	--	--	465.0	--	58.900	--
4/19/11	--	4.00 U	--	--	112.0	--	117.600	--
9/7/11	--	4.00 U	--	--	108.0	--	--	--
3/6/12	--	4.00 U	--	--	84.0	--	--	--
9/11/12	--	4.00 U	--	--	100.0	--	--	--
9/11/13	--	4.00 U	--	16.4	4.0	--	--	11.30
3/24/14	--	4.00 U	--	--	70.0	--	--	--
9/2/14	--	4.00 U	--	19.7	84.0	--	--	--
3/17/15	--	4.00 U	--	16.9	72.0	--	--	2.70
9/3/15	--	4.00 U	--	19.1	1.0 U	--	--	65.50
3/17/16	--	4.00 U	--	15.6	215.0	--	--	0.90
8/31/16	--	4.00 U	--	18.9	65.0	--	--	0.00
3/7/17	--	4.00 U	--	12.7	120.0	--	--	4.60
9/11/17	--	--	--	15.4	--	--	--	1016.00
4/15/19	54.5	1.90	--	15.6	17.0	5.3	7.010	9.80
8/5/19	47.5	1.00 U	--	16.5	45.0	109.0	104.000	115.80
3/2/20	53.1	0.56 J	--	17.3	43.0	2.5 U	0.500 U	38.00
7/30/20	53.9	0.56 J	--	18.9	53.0	16.2	3.560	119.30

Gude Landfill
Monitoring Location MW-2A - General Parameters

Printed 12/10/21

	Specific Conductivity, Lab (umhos/cm)	Sulfate, total (mg/L)	Sulfide (mg/L)	Temperature, field (°C)	Total Dissolved Solids (mg/L)	Total Suspended Solids (mg/L)	Turbidity (NTU)	Turbidity, Field (NTU)
3/25/21	54.1	1.60	--	18.1	42.0	66.8	1.710	9.80
9/7/21	60.5	0.30 U	--	8.1	43.3	25.7	3.700	7.70

Gude Landfill
Monitoring Location MW-2A - Dissolved Metals

Printed 12/10/21

	Antimony, dissolved (mg/L)	Arsenic, dissolved (mg/L)	Barium, dissolved (mg/L)	Beryllium, dissolved (mg/L)	Cadmium, dissolved (mg/L)	Calcium, dissolved (mg/L)	Chromium, dissolved (mg/L)	Cobalt, dissolved (mg/L)	Copper, dissolved (mg/L)	Iron, dissolved (mg/L)	Lead, dissolved (mg/L)	Magnesium, dissolved (mg/L)	Manganese, dissolved (mg/L)	Mercury, dissolved (mg/L)
MCL/ GWPS	0.006	0.01	2	0.004	0.005		0.1				0.015			0.002
4/19/11	0.005 U	0.005 U	0.013	0.005 U	0.005 U	7.2	0.01 U	0.01 U	0.005 U	0.5 U	0.005 U	3.1	0.104	0.0002 U
9/7/11	--	--	--	--	--	--	--	--	--	--	--	--	--	--
3/6/12	--	--	--	--	--	--	--	--	--	--	--	--	--	--
9/11/12	--	--	--	--	--	--	--	--	--	--	--	--	--	--
9/11/13	0.005 U	0.005 U	0.016	0.005 U	0.005 U	10.5	0.01 U	0.01 U	0.006	0.5	0.005 U	4.4	0.234	0.0002 U
9/2/14	0.005 U	0.005 U	0.026	0.005 U	0.005 U	5.7	0.01 U	0.01	0.005 U	0.2 U	0.005 U	3.2	0.401	0.0002 U
3/17/15	0.002 U	0.002 U	0.011	0.002 U	0.004 U	5.0	0.01 U	0.01 U	0.010 U	0.0 U	0.002 U	2.9	0.180	0.0002 U
9/3/15	0.001 U	0.001 U	0.011	0.001 U	0.001 U	4.9	0.01 U	0.00 J	0.003 J	0.1	0.001 U	2.9	0.300	0.0002 U
3/17/16	0.002 U	0.002 U	0.010	0.002 U	0.002 U	6.5	0.00 U	0.00 U	0.002 U	0.2 U	0.002 U	3.3	0.041	0.0002 U
8/31/16	0.002 U	0.002 U	0.010	0.002 U	0.002 U	9.0	0.00 U	0.00 U	0.005	0.2 U	0.002 U	4.6	0.034	0.0002 U
3/7/17	0.002 U	0.002 U	0.014	0.002 U	0.002 U	8.5	0.00	0.00 U	0.005	0.3	0.002 U	3.7	0.193	0.0002 U

Gude Landfill

Printed 12/10/21

Monitoring Location MW-2A - Dissolved Metals

	Nickel, dissolved (mg/L)	Potassium, dissolved (mg/L)	Selenium, dissolved (mg/L)	Silver, dissolved (mg/L)	Sodium, dissolved (mg/L)	Thallium, dissolved (mg/L)	Vanadium, dissolved (mg/L)	Zinc, dissolved (mg/L)
MCL/ GWPS			0.05			0.002		
4/19/11	0.01	1.7	0.005 U	0.01 U	6.7	0.005 U	0.01 U	0.015
9/7/11	0.01	--	--	--	--	--	--	--
3/6/12	0.03	--	--	--	--	--	--	--
9/11/12	0.03	--	--	--	--	--	--	--
9/11/13	0.03	2.0	0.005 U	0.01 U	7.5	0.005 U	0.01 U	0.031
9/2/14	0.01 U	1.6	0.005 U	0.01 U	4.2	0.005 U	0.01 U	0.028
3/17/15	0.01 U	1.6	0.035 U	0.01 U	4.7	0.002 U	0.01 U	0.006 J
9/3/15	0.04	1.7	0.005 U	0.00 U	4.6	0.001 U	0.01 U	0.013
3/17/16	0.00 U	1.5	0.002 U	0.00 U	6.2	0.001 U	0.00 U	0.003
8/31/16	0.00	2.1	0.002 U	0.00 U	8.6	0.001 U	0.00 U	0.010
3/7/17	0.01	1.7	0.002 U	0.00 U	6.6	0.001 U	0.00 U	0.030

Gude Landfill
Monitoring Location MW-2A - Total Metals

Printed 12/10/21

	Antimony, total (mg/L)	Arsenic, total (mg/L)	Barium, total (mg/L)	Beryllium, total (mg/L)	Cadmium, total (mg/L)	Calcium, total (mg/L)	Chromium, total (mg/L)	Cobalt, total (mg/L)	Copper, total (mg/L)	Iron, total (mg/L)	Lead, total (mg/L)	Magnesium, total (mg/L)
MCL/ GWPS	0.006	0.01	2	0.004	0.005		0.1				0.015	
7/27/10	0.0010 U	0.0022	0.0310	0.0010 U	0.0010 U	--	0.0210	0.0079	0.0160	--	0.00680	--
9/30/10	0.0050 U	0.0050 U	0.0155	0.0050 U	0.0050 U	4.89	0.0084	0.0050 U	0.0080	1.3800	0.00500 U	2.150
4/19/11	0.0050 U	0.0050 U	0.0299	0.0050 U	0.0050 U	7.78	0.0085	0.0050 U	0.0118	3.1400	0.00550	3.750
9/7/11	0.0050 U	0.0050 U	0.0206	0.0050 U	0.0050 U	8.86	0.0050 U	0.0050 U	0.0069	0.6800	0.00500 U	3.250
3/6/12	0.0050 U	0.0050 U	0.0209	0.0050 U	0.0050 U	10.50	0.0404	0.0140	0.0280	1.2700	0.00500 U	3.590
9/11/12	0.0050 U	0.0050 U	0.0181	0.0050 U	0.0050 U	11.10	0.0220	0.0050 U	0.0163	0.7250	0.00500 U	4.810
9/11/13	0.0050 U	0.0050 U	0.0172	0.0050 U	0.0050 U	13.20	0.0050 U	0.0052	0.0106	1.4600	0.00500 U	5.720
3/24/14	0.0050 U	0.0050 U	0.0247	0.0050 U	0.0050 U	10.20	0.0184	0.0050 U	0.0543	2.2000	0.00500 U	4.580
9/2/14	0.0050 U	0.0050 U	0.1420	0.0050 U	0.0050 U	6.29	0.0355	0.0174	0.0411	17.3000	0.02210	6.910
3/17/15	0.0020 U	0.0020 U	0.0120	0.0020 U	0.0040 U	4.60	0.0100 U	0.0100 U	0.0100 U	0.0590	0.00200 U	2.800
9/3/15	0.0010 U	0.0014	0.0270	0.0010 U	0.0005 U	5.70	0.2700	0.0160	0.0370	6.2000	0.00530	3.700
3/17/16	0.0020 U	0.0020 U	0.0112	0.0020 U	0.0020 U	6.29	0.0020 U	0.0020 U	0.0020 U	0.2000 U	0.00200 U	2.680
8/31/16	0.0020 U	0.0020 U	0.0098	0.0020 U	0.0020 U	6.71	0.0020 U	0.0020 U	0.0020 U	0.2000 U	0.00200 U	3.390
3/7/17	0.0050 U	0.0050 U	0.0231	0.0050 U	0.0050 U	9.17	0.0092	0.0050 U	0.0124	1.6100	0.00500 U	4.210
4/15/19	0.0010 U	0.0010 U	0.0097	0.0010 U	0.0010 U	2.71	0.0083	0.0011	0.0032	0.1670	0.00100 U	1.970
8/5/19	0.0010 U	0.0013	0.0326	0.0010 U	0.0010 U	2.25	0.0140	0.0029	0.0074 B	4.6100	0.00406	2.740
3/2/20	0.0010 U	0.0010 U	0.0092	0.0010 U	0.0010 U	2.69	0.0022	0.0010 U	0.0010 U	0.0279 J	0.00100 U	2.270
7/30/20	0.0010 U	0.0010 U	0.0113	0.0010 U	0.0010 U	3.10	0.0035	0.0010 U	0.0011	0.1800	0.00100 U	2.440
3/25/21	0.0010 U	0.0010 U	0.0092	0.0010 U	0.0010 U	2.96	0.0034	0.0010 U	0.0024	0.2430	0.00100 U	2.150
9/7/21	0.0010 U	0.0010 U	0.0125	0.0010 U	0.0010 U	3.23	0.0042	0.0010 U	0.0010 U	0.2540	0.00100 U	2.610

Gude Landfill
Monitoring Location MW-2A - Total Metals

Printed 12/10/21

	Manganese, total (mg/L)	Mercury, total (mg/L)	Nickel, total (mg/L)	Potassium, total (mg/L)	Selenium, total (mg/L)	Silver, total (mg/L)	Sodium, total (mg/L)	Thallium, total (mg/L)	Tin, total (mg/L)	Vanadium, total (mg/L)	Zinc, total (mg/L)
MCL/ GWPS		0.002			0.05			0.002			
7/27/10	--	0.000100 J	0.0180	--	0.00100 U	0.0010 U	--	0.0010 U	0.0050 U	0.00730	0.03100
9/30/10	0.12000	0.000200 U	0.0102	1.940	0.00500 U	0.0050 U	7.15	0.0050 U	--	0.00500 U	0.01140
4/19/11	0.17300	0.000200 U	0.0092	2.320	0.00500 U	0.0050 U	7.07	0.0050 U	--	0.00500 U	0.02290
9/7/11	0.20400	0.000200 U	--	1.800	0.00500 U	0.0050 U	6.09	0.0050 U	--	0.00500 U	0.01870
3/6/12	0.14800	0.000590	--	2.120	0.00500 U	0.0050 U	10.40	0.0050 U	--	0.00500 U	0.03690
9/11/12	0.15100	0.000759	--	2.140	0.00500 U	0.0050 U	8.38	0.0050 U	--	0.00500 U	0.02470
9/11/13	0.60200	0.000294	0.0083	2.270	0.00500 U	0.0050 U	9.54	0.0050 U	--	0.00500 U	0.03220
3/24/14	0.42000	0.000996	0.0165	2.120	0.00500 U	0.0050 U	7.47	0.0050 U	--	0.00500 U	0.04010
9/2/14	0.59500	0.000715	0.0244	5.830	0.00500 U	0.0050 U	5.02	0.0050 U	--	0.01920	0.08560
3/17/15	0.17000	0.000200 U	0.0110 U	1.400	0.03500 U	0.0100 U	4.20	0.0020 U	--	0.01000 U	0.01000 U
9/3/15	0.17000	0.000430	0.2200	2.600	0.00500 U	0.0023	4.80	0.0010 U	--	0.00520	0.03600
3/17/16	0.05530	0.000200 U	0.0021	1.210	0.00200 U	0.0001 U	5.56	0.0010 U	--	0.00200 U	0.00448
8/31/16	0.03610	0.000200 U	0.0047	1.540	0.00200 U	0.0020 U	6.28	0.0010 U	--	0.00200 U	0.00712
3/7/17	0.24700	0.000200 U	0.0245	1.940	0.00500 U	0.0050 U	7.01	0.0050 U	--	0.00500 U	0.03680
4/15/19	0.07100	0.000100 U	0.0182	1.290	0.00100 U	0.0010 U	4.20 B	0.0010 U	--	0.00100 U	0.00600
8/5/19	0.14300	0.000117	0.0093	2.220	0.00132	0.0010 U	3.50	0.0010 U	--	0.00422	0.01990 B
3/2/20	0.01360	0.000100 U	0.0020	1.370	0.00100 U	0.0010 U	3.81	0.0010 U	--	0.00100 U	0.00400 U
7/30/20	0.03440	0.000347	0.0024	1.430	0.00100 U	0.0010 U	4.13	0.0010 U	--	0.00100 U	0.00400 U
3/25/21	0.04330	0.000207	0.0034	1.310	0.00100 U	0.0010 U	3.55	0.0010 U	--	0.00100 U	0.01520
9/7/21	0.14400	0.002360	0.0058	1.540	0.00100 U	0.0010 U	3.69	0.0010 U	--	0.00100 U	0.00400 U

Gude Landfill

Printed 12/10/21

Monitoring Location MW-2A - Volatile Organic Compounds

	1,1,1,2-Tetrachloroethane (ug/L)	1,1,1-Trichloroethane (ug/L)	1,1,2,2-Tetrachloroethane (ug/L)	1,1,1,2-Trichloroethane (ug/L)	1,1-Dichloroethane (ug/L)	1,1-Dichloroethene (ug/L)	1,1-Dichloropropene (ug/L)	1,2,3-Trichloropropane (ug/L)	1,2-Dibromo-3-chloropropane (ug/L)	1,2-Dibromoethane (ug/L)	1,2-Dichlorobenzene (ug/L)	1,2-Dichloroethane (ug/L)	1,2-Dichloropropane (ug/L)	1,3-Dichloropropane (ug/L)	1,4-Dichlorobenzene (ug/L)
MCL/ GWPS	200			5		7			0.2	0.05	600		5	5	75
7/27/10	1.00 U	1.00 U	1.00 U	1.00 U	1.00 U	1.00 U	1.00 U	1.00 U	10.00 U	1.00 U	1.00 U	1.00 U	1.00 U	1.00 U	1.00 U
4/19/11	1.00 U	1.00 U	1.00 U	1.00 U	1.00 U	1.00 U	--	1.00 U	1.00 U	1.00 U	1.00 U	1.00 U	1.00 U	--	1.00 U
9/7/11	1.00 U	1.00 U	1.00 U	1.00 U	1.00 U	1.00 U	--	1.00 U	1.00 U	1.00 U	1.00 U	1.00 U	1.00 U	--	1.00 U
3/6/12	1.00 U	1.00 U	1.00 U	1.00 U	1.00 U	1.00 U	--	1.00 U	1.00 U	1.00 U	1.00 U	1.00 U	1.00 U	--	1.00 U
9/11/12	1.00 U	1.00 U	1.00 U	1.00 U	1.00 U	1.00 U	1.00 U	1.00 U	1.00 U	1.00 U	1.00 U	1.00 U	1.00 U	1.00 U	1.00 U
3/21/13	1.00 U	1.00 U	1.00 U	1.00 U	1.00 U	1.00 U	1.00 U	1.00 U	1.00 U	1.00 U	1.00 U	1.00 U	1.00 U	1.00 U	1.00 U
9/11/13	1.00 U	1.00 U	1.00 U	1.00 U	1.00 U	1.00 U	1.00 U	1.00 U	1.00 U	1.00 U	1.00 U	1.00 U	1.00 U	1.00 U	1.00 U
3/24/14	1.00 U	1.00 U	1.00 U	1.00 U	1.00 U	1.00 U	1.00 U	1.00 U	1.00 U	1.00 U	--	1.00 U	1.00 U	1.00 U	1.00 U
9/2/14	1.00 U	1.00 U	1.00 U	1.00 U	1.00 U	1.00 U	1.00 U	1.00 U	1.00 U	1.00 U	1.00 U	1.00 U	1.00 U	1.00 U	1.00 U
3/17/15	1.00 U	1.00 U	1.00 U	1.00 U	1.00 U	1.00 U	1.00 U	1.00 U	1.00 U	1.00 U	1.00 U	1.00 U	1.00 U	1.00 U	1.00 U
9/3/15	1.00 U	1.00 U	1.00 U	1.00 U	1.00 U	1.00 U	1.00 U	1.00 U	1.00 U	1.00 U	1.00 U	1.00 U	1.00 U	1.00 U	1.00 U
3/17/16	1.00 U	1.00 U	1.00 U	1.00 U	1.00 U	1.00 U	1.00 U	1.00 U	1.00 U	1.00 U	1.00 U	1.00 U	1.00 U	1.00 U	1.00 U
8/31/16	1.00 U	1.00 U	1.00 U	1.00 U	1.00 U	1.00 U	1.00 U	1.00 U	1.00 U	1.00 U	1.00 U	1.00 U	1.00 U	1.00 U	1.00 U
3/7/17	1.00 U	1.00 U	1.00 U	1.00 U	1.00 U	1.00 U	1.00 U	1.00 U	1.00 U	1.00 U	1.00 U	1.00 U	1.00 U	1.00 U	1.00 U
9/11/17	1.00 U	1.00 U	1.00 U	1.00 U	1.00 U	1.00 U	1.00 U	1.00 U	1.00 U	1.00 U	1.00 U	1.00 U	1.00 U	1.00 U	1.00 U
4/15/19	1.00 U	1.00 U	1.00 U	1.00 U	1.00 U	1.00 U	1.00 U	1.00 U	1.00 U	1.00 U	1.00 U	1.00 U	1.00 U	1.00 U	1.00 U
8/5/19	1.00 U	1.00 U	1.00 U	1.00 U	1.00 U	1.00 U	1.00 U	1.00 U	1.00 U	1.00 U	1.00 U	1.00 U	1.00 U	1.00 U	1.00 U
3/2/20	1.00 U	1.00 U	1.00 U	1.00 U	1.00 U	1.00 U	1.00 U	1.00 U	1.00 U	1.00 U	1.00 U	1.00 U	1.00 U	1.00 U	1.00 U
7/30/20	1.00 U	1.00 U	1.00 U	1.00 U	1.00 U	1.00 U	1.00 U	1.00 U	0.05 U	0.02 U	1.00 U	1.00 U	1.00 U	1.00 U	1.00 U
3/25/21	1.00 U	1.00 U	1.00 U	1.00 U	1.00 U	1.00 U	1.00 U	1.00 U	0.05 U	0.02 U	1.00 U	1.00 U	1.00 U	1.00 U	1.00 U

Gude Landfill
Monitoring Location MW-2A - Volatile Organic Compounds

Printed 12/10/21

	1,1,1,2-Tetrachloroethane (ug/L)	1,1,1-Trichloroethane (ug/L)	1,1,1,2,2-Tetrachloroethane (ug/L)	1,1,2-Trichloroethane (ug/L)	1,1-Dichloroethane (ug/L)	1,1-Dichloroethene (ug/L)	1,1-Dichloropropene (ug/L)	1,2,3-Trichloropropane (ug/L)	1,2-Dibromo-3-chloropropane (ug/L)	1,2-Dibromoethane (ug/L)	1,2-Dichlorobenzene (ug/L)	1,2-Dichloroethane (ug/L)	1,2-Dichloropropane (ug/L)	1,3-Dichloropropane (ug/L)	1,4-Dichlorobenzene (ug/L)
9/7/21	1.00 U	1.00 U	1.00 U	1.00 U	1.00 U	1.00 U	1.00 U	1.00 U	0.05 U	0.02 U	1.00 U	1.00 U	1.00 U	1.00 U	1.00 U

Gude Landfill
Monitoring Location MW-2A - Volatile Organic Compounds

Printed 12/10/21

	2,2-Dichloropropane (ug/L)	2-Butanone (ug/L)	2-Hexanone (ug/L)	4-Methyl-2-Pentanone (ug/L)	Acetone (ug/L)	Acrylonitrile (ug/L)	Benzene (ug/L)	Bromochloromethane (ug/L)	Bromodichloromethane (ug/L)	Bromoform (ug/L)	Bromomethane (ug/L)	Carbon Disulfide (ug/L)	Carbon Tetrachloride (ug/L)	Chlorobenzene (ug/L)	Chloroethane (ug/L)
MCL/ GWPS							5		80	80			5	100	
7/27/10	1.00 U	10.00 U	5.00 U	5.00 U	5.00 U	10.00 U	1.00 U	1.00 U	1.00 U	5.00 U	1.00 U	1.00 U	1.00 U	1.00 U	1.00 U
4/19/11	--	5.00 U	5.00 U	5.00 U	5.00 U	5.00 U	1.00 U	1.00 U	1.00 U	1.00 U	1.00 U	1.00 U	1.00 U	1.00 U	1.00 U
9/7/11	--	5.00 U	5.00 U	5.00 U	5.00 U	5.00 U	1.00 U	1.00 U	1.00 U	1.00 U	1.00 U	1.00 U	1.00 U	1.00 U	1.00 U
3/6/12	--	5.00 U	5.00 U	5.00 U	5.00 U	5.00 U	1.00 U	1.00 U	1.00 U	1.00 U	1.00 U	1.00 U	1.00 U	1.00 U	1.00 U
9/11/12	1.00 U	5.00 U	5.00 U	5.00 U	5.00 U	5.00 U	1.00 U	1.00 U	1.00 U	1.00 U	1.00 U	5.00 U	1.00 U	1.00 U	1.00 U
3/21/13	1.00 U	5.00 U	5.00 U	5.00 U	40.80	5.00 U	1.00 U	1.00 U	1.00 U	1.00 U	1.00 U	5.00 U	1.00 U	1.00 U	1.00 U
9/11/13	1.00 U	5.00 U	5.00 U	5.00 U	5.00 U	5.00 U	1.00 U	1.00 U	1.00 U	1.00 U	1.00 U	5.00 U	1.00 U	1.00 U	1.00 U
3/24/14	1.00 U	5.00 U	5.00 U	5.00 U	5.00 U	5.00 U	1.00 U	--	1.00 U	1.00 U	1.00 U	5.00 U	1.00 U	1.00 U	1.00 U
9/2/14	1.00 U	5.00 U	5.00 U	5.00 U	5.00 U	5.00 U	1.00 U	1.00 U	1.00 U	1.00 U	1.00 U	5.00 U	1.00 U	1.00 U	1.00 U
3/17/15	1.00 U	5.00 U	5.00 U	5.00 U	5.00 U	5.00 U	1.00 U	1.00 U	1.00 U	1.00 U	1.00 U	5.00 U	1.00 U	1.00 U	1.00 U
9/3/15	1.00 U	5.00 U	5.00 U	5.00 U	5.00 U	5.00 U	1.00 U	1.00 U	1.00 U	1.00 U	1.00 U	5.00 U	1.00 U	1.00 U	1.00 U
3/17/16	1.00 U	5.00 U	5.00 U	5.00 U	5.00 U	5.00 U	1.00 U	1.00 U	1.00 U	1.00 U	1.00 U	5.00 U	1.00 U	1.00 U	1.00 U
8/31/16	1.00 U	5.00 U	5.00 U	5.00 U	5.00 U	5.00 U	1.00 U	1.00 U	1.00 U	1.00 U	1.00 U	5.00 U	1.00 U	1.00 U	1.00 U
3/7/17	1.00 U	5.00 U	5.00 U	5.00 U	5.00 U	5.00 U	1.00 U	1.00 U	1.00 U	1.00 U	1.00 U	5.00 U	1.00 U	1.00 U	1.00 U
9/11/17	1.00 U	5.00 U	5.00 U	5.00 U	5.00 U	5.00 U	1.00 U	1.00 U	1.00 U	1.00 U	1.00 U	5.00 U	1.00 U	1.00 U	1.00 U
4/15/19	1.00 U	5.00 U	5.00 U	5.00 U	7.70 B	5.00 U	1.00 U	1.00 U	1.00 U	1.00 U	1.00 U	1.00 U	1.00 U	1.00 U	1.00 U
8/5/19	1.00 U	5.00 U	5.00 U	5.00 U	5.00 U	5.00 U	1.00 U	1.00 U	1.00 U	1.00 U	1.00 U	1.00 U	1.00 U	1.00 U	1.00 U
3/2/20	1.00 U	5.00 U	5.00 U	5.00 U	5.00 U	5.00 U	1.00 U	1.00 U	1.00 U	1.00 U	1.00 U	1.00 U	1.00 U	1.00 U	1.00 U
7/30/20	1.00 U	5.00 U	5.00 U	5.00 U	5.00 U	5.00 U	1.00 U	1.00 U	1.00 U	1.00 U	1.00 U	1.00 U	1.00 U	1.00 U	1.00 U
3/25/21	1.00 U	5.00 U	5.00 U	5.00 U	5.00 U	5.00 U	1.00 U	1.00 U	1.00 U	1.00 U	1.00 U	1.00 U	1.00 U	1.00 U	1.00 U

Shaded concentrations represent MCL/GWPS exceedances

Printed on Recycled Paper

Gude Landfill
Monitoring Location MW-2A - Volatile Organic Compounds

Printed 12/10/21

	2,2-Dichloropropane (ug/L)	2-Butanone (ug/L)	2-Hexanone (ug/L)	4-Methyl-2-Pentanone (ug/L)	Acetone (ug/L)	Acrylonitrile (ug/L)	Benzene (ug/L)	Bromochloromethane (ug/L)	Bromodichloromethane (ug/L)	Bromoform (ug/L)	Bromomethane (ug/L)	Carbon Disulfide (ug/L)	Carbon Tetrachloride (ug/L)	Chlorobenzene (ug/L)	Chloroethane (ug/L)
9/7/21	1.00 U	5.00 U	5.00 U	5.00 U	5.00 U	5.00 U	1.00 U	1.00 U	1.00 U	1.00 U	1.00 U	1.00 U	1.00 U	1.00 U	1.00 U

Gude Landfill
Monitoring Location MW-2A - Volatile Organic Compounds

Printed 12/10/21

	Chloroform (ug/L)	Chloromethane (ug/L)	cis-1,2-Dichloroethene (ug/L)	cis-1,3-Dichloropropene (ug/L)	Dibromochloromethane (ug/L)	Ethylbenzene (ug/L)	m&p-Xylene (ug/L)	Methyl Iodide (ug/L)	Methyl Tertiary Butyl Ether (ug/L)	Methylene Bromide (ug/L)	Methylene Chloride (ug/L)	o-Xylene (ug/L)	Styrene (ug/L)	Tetrachloroethene (ug/L)	Toluene (ug/L)
MCL/ GWPS	80		70		80	700	10000				5	10000	100	5	1000
7/27/10	1.00 U	1.00 U	1.00 U	1.00 U	1.00 U	1.00 U	2.00 U	20.00 U	--	1.00 U	1.00 U	1.00 U	1.00 U	3.00	1.00 U
4/19/11	1.00 U	1.00 U	1.00 U	1.00 U	1.00 U	1.00 U	--	1.00 U	2.00 U	1.00 U	1.00 U	--	1.00 U	4.00	1.00 U
9/7/11	1.00 U	1.00 U	1.00 U	1.00 U	1.00 U	1.00 U	--	1.00 U	2.00 U	1.00 U	1.00 U	--	1.00 U	2.50	1.00 U
3/6/12	1.00 U	1.00 U	1.00 U	1.00 U	1.00 U	1.00 U	--	1.00 U	1.00 U	1.00 U	1.00 U	--	1.00 U	2.20	1.00 U
9/11/12	1.00 U	1.00 U	1.00 U	1.00 U	1.00 U	1.00 U	2.00 U	5.00 U	5.00 U	1.00 U	1.00 U	1.00 U	1.00 U	3.30	1.00 U
3/21/13	1.00 U	1.00 U	1.00 U	1.00 U	1.00 U	1.00 U	2.00 U	5.00 U	5.00 U	1.00 U	1.00 U	1.00 U	1.00 U	1.00 U	1.00 U
9/11/13	1.00 U	1.00 U	1.00 U	1.00 U	1.00 U	1.00 U	2.00 U	5.00 U	5.00 U	1.00 U	1.00 U	1.00 U	1.00 U	2.45	1.00 U
3/24/14	1.00 U	1.00 U	1.00 U	1.00 U	1.00 U	1.00 U	2.00 U	5.00 U	5.00 U	1.00 U	1.00 U	1.00 U	1.00 U	3.84	1.00 U
9/2/14	1.00 U	1.00 U	1.00 U	1.00 U	1.00 U	1.00 U	2.00 U	5.00 U	5.00 U	1.00 U	1.00 U	1.00 U	1.00 U	2.02	1.00 U
3/17/15	1.00 U	1.00 U	1.00 U	1.00 U	1.00 U	1.00 U	2.00 U	5.00 U	5.00 U	1.00 U	1.00 U	1.00 U	1.00 U	1.85	1.00 U
9/3/15	1.00 U	1.00 U	1.00 U	1.00 U	1.00 U	1.00 U	2.00 U	5.00 U	5.00 U	1.00 U	1.00 U	1.00 U	1.00 U	2.02	1.00 U
3/17/16	1.00 U	1.00 U	1.00 U	1.00 U	1.00 U	1.00 U	2.00 U	5.00 U	5.00 U	1.00 U	1.00 U	1.00 U	1.00 U	2.79	1.00 U
8/31/16	1.00 U	1.00 U	1.00 U	1.00 U	1.00 U	1.00 U	2.00 U	5.00 U	5.00 U	1.00 U	1.00 U	1.00 U	1.00 U	2.04	1.00 U
3/7/17	1.00 U	1.00 U	1.00 U	1.00 U	1.00 U	1.00 U	2.00 U	5.00 U	5.00 U	1.00 U	1.00 U	1.00 U	1.00 U	2.22	1.00 U
9/11/17	1.00 U	1.00 U	1.00 U	1.00 U	1.00 U	1.00 U	2.00 U	5.00 U	5.00 U	1.00 U	1.00 U	1.00 U	1.00 U	1.62	1.00 U
4/15/19	1.00 U	1.00 U	1.00 U	1.00 U	1.00 U	1.00 U	1.00 U	1.00 U	1.00 U	1.00 U	1.00 U	1.00 U	1.00 U	1.00 U	1.00 U
8/5/19	1.00 U	1.00 U	1.00 U	1.00 U	1.00 U	1.00 U	1.00 U	1.00 U	1.00 U	1.00 U	1.00 U	1.00 U	1.00 U	1.00 U	1.00 U
3/2/20	1.00 U	1.00 U	1.00 U	1.00 U	1.00 U	1.00 U	1.00 U	1.00 U	1.00 U	1.00 U	1.00 U	1.00 U	1.00 U	1.10	1.00 U
7/30/20	1.00 U	1.00 U	1.00 U	1.00 U	1.00 U	1.00 U	1.00 U	1.00 U	1.00 U	1.00 U	1.00 U	1.00 U	1.00 U	1.20	1.00 U
3/25/21	1.00 U	1.00 U	1.00 U	1.00 U	1.00 U	1.00 U	1.00 U	1.00 U	1.00 U	1.00 U	1.00 U	1.00 U	1.00 U	1.00 U	1.00 U

Gude Landfill
Monitoring Location MW-2A - Volatile Organic Compounds

Printed 12/10/21

	Chloroform (ug/L)	Chloromethane (ug/L)	cis-1,2-Dichloroethene (ug/L)	cis-1,3-Dichloropropene (ug/L)	Dibromochloromethane (ug/L)	Ethylbenzene (ug/L)	m&p-Xylene (ug/L)	Methyl Iodide (ug/L)	Methyl Tertiary Butyl Ether (ug/L)	Methylene Bromide (ug/L)	Methylene Chloride (ug/L)	o-Xylene (ug/L)	Styrene (ug/L)	Tetrachloroethene (ug/L)	Toluene (ug/L)
9/7/21	1.00 U	1.00 U	1.00 U	1.00 U	1.00 U	1.00 U	1.00 U	1.00 U	1.00 U	1.00 U	1.00 U	1.00 U	1.00 U	1.10	1.00 U

Gude Landfill

Monitoring Location MW-2A - Volatile Organic Compounds

	trans-1,2-Dichloroethene (ug/L)	trans-1,3-Dichloropropene (ug/L)	trans-1,4-Dichloro-2-butene (ug/L)	Trichloroethene (ug/L)	Trichlorofluoromethane (ug/L)	Vinyl Acetate (ug/L)	Vinyl Chloride (ug/L)	Xylene (ug/L)
MCL/ GWPS	100			5			2	10000
7/27/10	1.00 U	1.00 U	5.00 U	1.00 U	1.00 U	1.00 U	1.00 U	--
4/19/11	1.00 U	1.00 U	5.00 U	1.00 U	1.00 U	1.00 U	1.00 U	1.00 U
9/7/11	1.00 U	1.00 U	5.00 U	1.00 U	1.00 U	1.00 U	1.00 U	1.00 U
3/6/12	1.00 U	1.00 U	5.00 U	1.00 U	1.00 U	1.00 U	1.00 U	1.00 U
9/11/12	1.00 U	1.00 U	5.00 U	1.00 U	1.00 U	5.00 U	1.00 U	--
3/21/13	1.00 U	1.00 U	5.00 U	1.00 U	1.00 U	5.00 U	1.00 U	--
9/11/13	1.00 U	1.00 U	5.00 U	1.00 U	1.00 U	5.00 U	1.00 U	--
3/24/14	1.00 U	1.00 U	5.00 U	1.51	1.00 U	5.00 U	1.00 U	--
9/2/14	1.00 U	1.00 U	5.00 U	1.00 U	1.00 U	5.00 U	1.00 U	--
3/17/15	1.00 U	1.00 U	5.00 U	1.00 U	1.00 U	5.00 U	1.00 U	--
9/3/15	1.00 U	1.00 U	5.00 U	1.00 U	1.00 U	5.00 U	1.00 U	--
3/17/16	1.00 U	1.00 U	5.00 U	1.00 U	1.00 U	5.00 U	1.00 U	--
8/31/16	1.00 U	1.00 U	5.00 U	1.00 U	1.00 U	5.00 U	1.00 U	--
3/7/17	1.00 U	1.00 U	5.00 U	1.00 U	1.00 U	5.00 U	1.00 U	--
9/11/17	1.00 U	1.00 U	5.00 U	1.00 U	1.00 U	5.00 U	1.00 U	--
4/15/19	1.00 U	1.00 U	1.00 U	1.00 U	1.00 U	1.00 U	1.00 U	--
8/5/19	1.00 U	1.00 U	1.00 U	1.00 U	1.00 U	1.00 U	1.00 U	--
3/2/20	1.00 U	1.00 U	1.00 U	1.00 U	1.00 U	1.00 U	1.00 U	--
7/30/20	1.00 U	1.00 U	1.00 U	1.00 U	1.00 U	1.00 U	1.00 U	--
3/25/21	1.00 U	1.00 U	1.00 U	1.00 U	1.00 U	1.00 U	1.00 U	--

Gude Landfill

Printed 12/10/21

Monitoring Location MW-2A - Volatile Organic Compounds

	trans-1,2-Dichloroethene (ug/L)	trans-1,3-Dichloropropene (ug/L)	trans-1,4-Dichloro-2-butene (ug/L)	Trichloroethene (ug/L)	Trichlorofluoromethane (ug/L)	Vinyl Acetate (ug/L)	Vinyl Chloride (ug/L)	Xylene (ug/L)
9/7/21	1.00 U	1.00 U	1.00 U	1.00 U	1.00 U	1.00 U	1.00 U	--

Gude Landfill
Monitoring Location MW-2B - General Parameters

Printed 12/10/21

	Alkalinity (mg/L)	Ammonia Nitrogen (mg/L)	Chemical Oxygen Demand (mg/L)	Chloride (mg/L)	Cyanide, Total (mg/L)	Dissolved Oxygen, Field (mg/L)	Hardness (mg/L)	Nitrate (mg/L)	Nitrate+Nitrite (mg/L)	Nitrite (mg/L)	ORP, Field (mV)	pH, Field (SU)	pH, Lab (SU)	Specific Conductivity, Field (uS/cm)
MCL/ GWPS					0.2			10		1				
7/27/10	--	--	--	--	0.050 U	--	--	--	--	--	--	--	--	--
9/30/10	29.0	0.20 U	10.0 U	2.5000 U	--	--	18.0	0.2000 U	0.20 U	0.05 U	--	--	--	--
4/19/11	37.0	0.20 U	10.0 U	2.5000 U	--	--	24.0	0.2000 U	0.20 U	0.05 U	--	--	--	--
9/7/11	33.0	0.20 U	10.0 U	2.5000 U	--	--	35.0	0.2000 U	0.20 U	0.05 U	--	--	--	--
3/6/12	40.0	0.20 U	10.0 U	2.5000 U	--	--	30.0	0.2000 U	0.20 U	0.05 U	--	--	--	--
9/11/12	36.0	0.20 U	10.0 U	2.5500	--	--	34.0	0.2000 U	0.20 U	0.05 U	--	--	--	--
3/21/13	41.0	0.20 U	12.6	2.5000 U	--	0.92	34.0	0.2000 U	0.20 U	0.05 U	457.0	5.61	--	94.8
9/11/13	34.0	0.20 U	10.0 U	2.5000 U	--	2.54	30.0	0.2000 U	0.20 U	0.05 U	413.0	5.13	--	74.0
3/24/14	37.0	0.20 U	10.0 U	2.5800	--	2.31	56.0	0.2000 U	--	--	458.0	5.31	--	78.2
9/2/14	23.0	0.20 U	10.0 U	4.0600	--	4.77	28.0	0.2000 U	0.20 U	0.05 U	463.0	5.22	--	55.1
3/17/15	31.0	0.20 U	10.0 U	3.1800	--	3.85	34.0	0.2000 U	0.20 U	0.05 U	349.0	5.70	--	29.4
9/3/15	28.0	0.20 U	10.0 U	2.5000 U	--	--	30.0	0.2000 U	0.20 U	0.05 U	426.0	5.22	--	64.1
3/17/16	42.0	0.20 U	10.0 U	2.5000 U	--	0.00	62.0	0.2000 U	0.20	0.05 U	400.0	5.67	--	84.0
8/31/16	38.0	0.20 U	10.0 U	2.5000 U	--	5.21	42.0	0.2000 U	0.20 U	0.05 U	412.0	5.13	--	66.7
3/7/17	57.0	0.20 U	10.0 U	2.6600	--	--	40.0	0.2000 U	0.20 U	0.05 U	419.0	5.19	--	72.1
9/11/17	42.0	0.20 U	10.0 U	2.5000 U	--	4.31	100.0	0.2000 U	0.20 U	0.05 U	503.0	5.57	--	77.0
4/4/18	34.1	0.20 U	10.0 U	2.8400	--	--	29.9	0.2000 U	0.20 U	0.05 U	283.0	5.43	--	73.1
9/4/18	31.7	0.20 U	10.0 U	3.0200	--	--	28.6	0.2000 U	0.20 U	0.05 U	229.0	5.25	--	67.3
4/15/19	1.0 U	0.10 U	3.0 U	30.2000	--	9.37	13.5	0.2000 U	--	--	243.0	5.22	5.50	55.5

Gude Landfill
Monitoring Location MW-2B - General Parameters

Printed 12/10/21

	Alkalinity (mg/L)	Ammonia Nitrogen (mg/L)	Chemical Oxygen Demand (mg/L)	Chloride (mg/L)	Cyanide, Total (mg/L)	Dissolved Oxygen, Field (mg/L)	Hardness (mg/L)	Nitrate (mg/L)	Nitrate+Nitrite (mg/L)	Nitrite (mg/L)	ORP, Field (mV)	pH, Field (SU)	pH, Lab (SU)	Specific Conductivity, Field (uS/cm)
8/5/19	17.4	0.10 U	3.0 U	4.0000	--	8.69	13.6	0.2000 U	--	--	243.2	5.04	5.50	0.1
3/3/20	22.0	0.10 U	3.0 U	3.4000	--	5.92	18.0	0.1100 J	--	--	306.1	5.26	5.64	55.7
7/30/20	16.6	0.10 U	11.2	4.1000	--	3.19	19.2	0.2000 U	--	--	270.5	4.38	5.39	69.6
3/25/21	17.7	0.10 U	3.0 U	3.5900	--	2.73	16.2	0.2500	--	--	243.1	5.28	5.46	52.7
9/7/21	25.8	0.05 U	18.5	4.5800 B	--	0.95	21.4	0.0320	--	--	258.4	5.67	5.35	64.9

Gude Landfill

Printed 12/10/21

Monitoring Location MW-2B - General Parameters

	Specific Conductivity, Lab (umhos/cm)	Sulfate, total (mg/L)	Sulfide (mg/L)	Temperature, field (°C)	Total Dissolved Solids (mg/L)	Total Suspended Solids (mg/L)	Turbidity (NTU)	Turbidity, Field (NTU)
MCL/ GWPS								
7/27/10	--	--	3.0 U	--	--	--	--	--
9/30/10	--	4.00 U	--	--	648.0	--	2.430	--
4/19/11	--	4.00 U	--	--	56.0	--	1.290	--
9/7/11	--	4.00 U	--	--	44.0	--	--	--
3/6/12	--	4.00 U	--	--	92.0	--	--	--
9/11/12	--	4.00 U	--	--	84.0	--	--	--
3/21/13	--	4.00 U	--	14.3	4.0	--	--	0.57
9/11/13	--	4.00 U	--	17.4	72.0	--	--	0.00
3/24/14	--	4.00 U	--	14.6	66.0	--	--	0.90
9/2/14	--	4.00 U	--	16.6	1164.0	--	--	0.70
3/17/15	--	4.00 U	--	14.4	80.0	--	--	0.40
9/3/15	--	4.00 U	--	17.5	21.0	--	--	0.69
3/17/16	--	4.00 U	--	17.3	186.0	--	--	0.00
8/31/16	--	4.00 U	--	16.1	44.0	--	--	4.60
3/7/17	--	4.00 U	--	11.8	49.0	--	--	1.10
9/11/17	--	4.00 U	--	15.5	60.0	--	--	0.90
4/4/18	--	4.00 U	--	15.5	58.0	--	--	1.70
9/4/18	--	4.00 U	--	18.1	45.0	--	--	0.00
4/15/19	227.0	1.50	--	15.7	42.0	2.6 U	0.794	2.90

Gude Landfill

Monitoring Location MW-2B - General Parameters

	Specific Conductivity, Lab (umhos/cm)	Sulfate, total (mg/L)	Sulfide (mg/L)	Temperature, field (°C)	Total Dissolved Solids (mg/L)	Total Suspended Solids (mg/L)	Turbidity (NTU)	Turbidity, Field (NTU)
8/5/19	48.5	1.00 U	--	16.2	40.0	4.7	1.690	0.05
3/3/20	55.6	0.59 J	--	15.9	32.0	2.4 U	0.500 U	0.00
7/30/20	59.5	1.00 U	--	20.4	51.5	3.9	1.110	46.70
3/25/21	53.3	1.80	--	16.7	40.0	10.2	0.500 U	8.03
9/7/21	66.6	0.30 U	--	18.9	45.5	88.6	6.100	8.70

Gude Landfill
Monitoring Location MW-2B - Dissolved Metals

Printed 12/10/21

	Antimony, dissolved (mg/L)	Arsenic, dissolved (mg/L)	Barium, dissolved (mg/L)	Beryllium, dissolved (mg/L)	Cadmium, dissolved (mg/L)	Calcium, dissolved (mg/L)	Chromium, dissolved (mg/L)	Cobalt, dissolved (mg/L)	Copper, dissolved (mg/L)	Iron, dissolved (mg/L)	Lead, dissolved (mg/L)	Magnesium, dissolved (mg/L)	Manganese, dissolved (mg/L)	Mercury, dissolved (mg/L)
MCL/ GWPS	0.006	0.01	2	0.004	0.005		0.1				0.015			0.002
4/19/11	0.005 U	0.005 U	0.009	0.005 U	0.005 U	8.3	0.01 U	0.01 U	0.005 U	0.5 U	0.005 U	2.5	0.059	0.0002 U
9/7/11	--	--	--	--	--	--	--	--	--	--	--	--	--	--
3/6/12	0.005 U	0.005 U	0.006	0.005 U	0.005 U	9.8	0.01 U	0.01 U	0.006	0.2 U	0.005 U	2.6	0.042	0.0002 U
9/11/12	0.005 U	0.005 U	0.007	0.005 U	0.005 U	11.5	0.01 U	0.01 U	0.005 U	0.2 U	0.005 U	3.0	0.029	0.0004
3/21/13	0.005 U	0.005 U	0.008	0.005 U	0.005 U	11.4	0.01 U	0.01 U	0.005 U	0.2 U	0.005 U	2.7	0.031	0.0002 U
9/11/13	0.005 U	0.005 U	0.007	0.005 U	0.005 U	10.3	0.01 U	0.01 U	0.005 U	0.2 U	0.005 U	2.4	0.024	0.0002 U
3/24/14	0.005 U	0.005 U	0.007	0.005 U	0.005 U	10.2	0.01 U	0.01 U	0.005 U	0.2 U	0.005 U	2.6	0.020	0.0002 U
9/2/14	0.005 U	0.005 U	0.020	0.005 U	0.005 U	5.5	0.01 U	0.01 U	0.005 U	0.2 U	0.005 U	3.1	0.062	0.0002 U
3/17/15	0.002 U	0.002 U	0.012	0.002 U	0.004 U	5.8	0.01 U	0.01 U	0.010 U	0.0	0.002 U	3.2	0.052	0.0002 U
9/3/15	0.001 U	0.001 U	0.013	0.001 U	0.001 U	4.8	0.01 U	0.01 U	0.005 U	0.0 U	0.001 U	2.7	0.030	0.0002 U
3/17/16	0.002 U	0.002 U	0.011	0.002 U	0.002 U	8.1	0.00 U	0.00 U	0.002 U	0.2 U	0.002 U	3.5	0.047	0.0002 U
8/31/16	0.002 U	0.002 U	0.008	0.002 U	0.002 U	5.7	0.00 U	0.00 U	0.003	0.2 U	0.002 U	2.3	0.035	0.0002 U
3/7/17	0.002 U	0.002 U	0.008	0.002 U	0.002 U	7.6	0.00	0.00 U	0.004	0.2 U	0.002 U	2.9	0.048	0.0002 U
9/11/17	0.002 U	0.002 U	0.007	0.002 U	0.002 U	8.0	0.00 U	0.00 U	0.002 U	0.2 U	0.002 U	2.9	0.027	0.0002 U
4/4/18	0.002 U	0.002 U	0.006	0.002 U	0.002 U	7.7	0.00	0.00 U	0.002 U	0.1 U	0.002 U	2.7	0.031	0.0002 U
9/4/18	0.002 U	0.002 U	0.005	0.002 U	0.002 U	7.3	0.00 U	0.00 U	0.002 U	0.1 U	0.002 U	2.5	0.022	0.0002 U

Gude Landfill

Printed 12/10/21

Monitoring Location MW-2B - Dissolved Metals

	Nickel, dissolved (mg/L)	Potassium, dissolved (mg/L)	Selenium, dissolved (mg/L)	Silver, dissolved (mg/L)	Sodium, dissolved (mg/L)	Thallium, dissolved (mg/L)	Vanadium, dissolved (mg/L)	Zinc, dissolved (mg/L)
MCL/ GWPS			0.05			0.002		
4/19/11	0.01 U	1.5	0.005 U	0.01 U	5.2	0.005 U	0.01 U	0.009
9/7/11	0.01 U	--	--	--	--	--	--	--
3/6/12	0.01	1.7	0.005 U	0.01 U	9.7	0.005 U	0.01 U	0.008
9/11/12	0.01	1.7	0.005 U	0.01 U	4.9	0.005 U	0.01 U	0.007
3/21/13	0.01 U	1.8	0.005 U	0.01 U	5.0	0.005 U	0.01 U	0.008
9/11/13	0.01 U	1.4	0.005 U	0.01 U	3.9	0.005 U	0.01 U	0.007
3/24/14	0.01 U	1.6	0.005 U	0.01 U	4.6	0.005 U	0.01 U	0.009
9/2/14	0.01 U	1.4	0.005 U	0.01 U	4.2	0.005 U	0.01 U	0.012
3/17/15	0.01 U	1.5	0.035 U	0.01 U	5.1	0.002 U	0.01 U	0.010 U
9/3/15	0.01 U	1.4	0.005 U	0.00 U	4.3	0.001 U	0.01 U	0.003 J
3/17/16	0.00 U	1.6	0.002 U	0.00 U	5.3	0.001 U	0.00 U	0.004
8/31/16	0.00	1.3	0.002 U	0.00 U	3.6	0.001 U	0.00 U	0.005
3/7/17	0.00	1.5	0.002 U	0.00 U	4.6	0.001 U	0.00 U	0.014
9/11/17	0.00	1.4	0.002 U	0.00 U	4.4	0.001 U	0.00 U	0.010
4/4/18	0.00	1.5	0.002 U	0.00 U	4.4	0.001 U	0.00 U	0.012
9/4/18	0.00	1.4	0.002 U	0.00 U	4.1	0.001 U	0.00 U	0.004

Gude Landfill
Monitoring Location MW-2B - Total Metals

Printed 12/10/21

	Antimony, total (mg/L)	Arsenic, total (mg/L)	Barium, total (mg/L)	Beryllium, total (mg/L)	Cadmium, total (mg/L)	Calcium, total (mg/L)	Chromium, total (mg/L)	Cobalt, total (mg/L)	Copper, total (mg/L)	Iron, total (mg/L)	Lead, total (mg/L)	Magnesium, total (mg/L)
MCL/ GWPS	0.006	0.01	2	0.004	0.005		0.1				0.015	
7/27/10	0.0010 U	0.0008 J	0.0088	0.0010 U	0.0010 U	--	0.0012	0.0022	0.0015	--	0.00050 J	--
9/30/10	0.0050 U	0.0050 U	0.0113	0.0050 U	0.0050 U	4.92	0.0050 U	0.0050 U	0.0054	0.5000 U	0.00500 U	1.940
4/19/11	0.0050 U	0.0050 U	0.0095	0.0050 U	0.0050 U	8.72	0.0050 U	0.0050 U	0.0050 U	0.5000 U	0.00500 U	2.840
9/7/11	0.0050 U	0.0050 U	0.0123	0.0050 U	0.0050 U	7.20	0.0050 U	0.0050 U	0.0050 U	0.5000 U	0.00500 U	2.850
3/6/12	0.0050 U	0.0050 U	0.0064	0.0050 U	0.0050 U	9.89	0.0050 U	0.0050 U	0.0061	0.2000 U	0.00500 U	2.440
9/11/12	0.0050 U	0.0050 U	0.0080	0.0050 U	0.0050 U	11.70	0.0050 U	0.0050 U	0.0050 U	0.2000 U	0.00500 U	3.040
3/21/13	0.0050 U	0.0050 U	0.0071	0.0050 U	0.0050 U	10.70	0.0050 U	0.0050 U	0.0050 U	0.2000 U	0.00500 U	2.580
9/11/13	0.0050 U	0.0050 U	0.0070	0.0050 U	0.0050 U	10.10	0.0050 U	0.0050 U	0.0050 U	0.2000 U	0.00500 U	2.560
3/24/14	0.0050 U	0.0050 U	0.0071	0.0050 U	0.0050 U	11.00	0.0050 U	0.0050 U	0.0050 U	0.2000 U	0.00500 U	2.740
9/2/14	0.0050 U	0.0050 U	0.0192	0.0050 U	0.0050 U	5.48	0.0050 U	0.0050 U	0.0050 U	0.2000 U	0.00500 U	3.140
3/17/15	0.0020 U	0.0020 U	0.0120	0.0020 U	0.0040 U	5.70	0.0100 U	0.0100 U	0.0100 U	0.0170	0.00200 U	3.000
9/3/15	0.0010 U	0.0010 U	0.0130	0.0010 U	0.0005 U	4.90	0.0050 U	0.0050 U	0.0050 U	0.0640	0.00100 U	2.700
3/17/16	0.0020 U	0.0020 U	0.0112	0.0020 U	0.0020 U	6.78	0.0020 U	0.0020 U	0.0020 U	0.2000 U	0.00200 U	3.380
8/31/16	0.0020 U	0.0020 U	0.0081	0.0020 U	0.0020 U	6.03	0.0020 U	0.0020 U	0.0020 U	0.2000 U	0.00200 U	2.470
3/7/17	0.0020 U	0.0020 U	0.0086	0.0020 U	0.0020 U	8.39	0.0020 U	0.0020 U	0.0023	0.2000 U	0.00200 U	2.900
9/11/17	0.0020 U	0.0020 U	0.0076	0.0020 U	0.0020 U	8.24	0.0020 U	0.0020 U	0.0020 U	0.2000 U	0.00200 U	2.980
4/4/18	0.0020 U	0.0020 U	0.0064	0.0020 U	0.0020 U	7.61	0.0024	0.0020 U	0.0020 U	0.0500 U	0.00200 U	2.650
9/4/18	0.0020 U	0.0020 U	0.0054	0.0020 U	0.0020 U	7.39	0.0020 U	0.0020 U	0.0020 U	0.0500 U	0.00200 U	2.470
4/15/19	0.0010 U	0.0010 U	0.0087	0.0010 U	0.0010 U	2.26	0.0036	0.0010 U	0.0016	0.1000 U	0.00100 U	1.910
8/5/19	0.0010 U	0.0010 U	0.0078	0.0010 U	0.0010 U	2.42	0.0069	0.0010 U	0.0010 U	0.1000 U	0.00100 U	1.840
3/3/20	0.0010 U	0.0010 U	0.0104	0.0010 U	0.0010 U	3.29	0.0017	0.0010 U	0.0010 U	0.0558 J	0.00100 U	2.360
7/30/20	0.0010 U	0.0010 U	0.0126	0.0010 U	0.0010 U	3.39	0.0027	0.0010 U	0.0010 U	0.0498 J	0.00100 U	2.620
3/25/21	0.0010 U	0.0010 U	0.0103	0.0010 U	0.0010 U	2.93	0.0021	0.0010 U	0.0024	0.0398 J	0.00100 U	2.170

Gude Landfill
Monitoring Location MW-2B - Total Metals

Printed 12/10/21

	Antimony, total (mg/L)	Arsenic, total (mg/L)	Barium, total (mg/L)	Beryllium, total (mg/L)	Cadmium, total (mg/L)	Calcium, total (mg/L)	Chromium, total (mg/L)	Cobalt, total (mg/L)	Copper, total (mg/L)	Iron, total (mg/L)	Lead, total (mg/L)	Magnesium, total (mg/L)
9/7/21	0.0010 U	0.0010 U	0.0159	0.0010 U	0.0010 U	3.82	0.0113	0.0030	0.0016	0.6810	0.00229	2.890

Gude Landfill
Monitoring Location MW-2B - Total Metals

Printed 12/10/21

	Manganese, total (mg/L)	Mercury, total (mg/L)	Nickel, total (mg/L)	Potassium, total (mg/L)	Selenium, total (mg/L)	Silver, total (mg/L)	Sodium, total (mg/L)	Thallium, total (mg/L)	Tin, total (mg/L)	Vanadium, total (mg/L)	Zinc, total (mg/L)
MCL/ GWPS		0.002			0.05			0.002			
7/27/10	--	0.000200 U	0.0038	--	0.00100 U	0.0010 U	--	0.0010 U	0.0050 U	0.00500 U	0.01300
9/30/10	0.08680	0.000200 U	0.0050 U	1.360	0.00500 U	0.0050 U	6.99	0.0050 U	--	0.00500 U	0.00606
4/19/11	0.06300	0.000200 U	0.0050 U	1.580	0.00500 U	0.0050 U	5.22	0.0050 U	--	0.00500 U	0.00800
9/7/11	0.04400	0.000200 U	--	1.390	0.00500 U	0.0050 U	4.88	0.0050 U	--	0.00500 U	0.00794
3/6/12	0.03930	0.000200 U	0.0070	1.660	0.00500 U	0.0050 U	8.64	0.0050 U	--	0.00500 U	0.00753
9/11/12	0.03020	0.000582	0.0050 U	1.740	0.00500 U	0.0050 U	4.89	0.0050 U	--	0.00500 U	0.00694
3/21/13	0.03420	0.000200 U	0.0050 U	1.830	0.00500 U	0.0050 U	4.66	0.0050 U	--	0.00500 U	0.00721
9/11/13	0.02300	0.000200 U	0.0050 U	1.470	0.00500 U	0.0050 U	4.17	0.0050 U	--	0.00500 U	0.00981
3/24/14	0.02110	0.000200 U	0.0050 U	1.590	0.00500 U	0.0050 U	4.62	0.0050 U	--	0.00500 U	0.00716
9/2/14	0.06290	0.000200 U	0.0050 U	1.470	0.00500 U	0.0050 U	4.25	0.0050 U	--	0.00500 U	0.01130
3/17/15	0.05200	0.000200 U	0.0110 U	1.400	0.03500 U	0.0100 U	4.80	0.0020 U	--	0.01000 U	0.01000 U
9/3/15	0.02800	0.000200 U	0.0100 U	1.500	0.00500 U	0.0010 U	4.30	0.0010 U	--	0.00500 U	0.00500 U
3/17/16	0.04180	0.000200 U	0.0020 U	1.520	0.00200 U	0.0001 U	6.50	0.0010 U	--	0.00200 U	0.00374
8/31/16	0.03930	0.000200 U	0.0020 U	1.320	0.00200 U	0.0020 U	3.81	0.0010 U	--	0.00200 U	0.00381
3/7/17	0.06090	0.000200 U	0.0049	1.500	0.00200 U	0.0020 U	4.59	0.0010 U	--	0.00200 U	0.01430
9/11/17	0.02840	0.000200 U	0.0028	1.430	0.00200 U	0.0020 U	4.54	0.0010 U	--	0.00200 U	0.01050
4/4/18	0.03490	0.000200 U	0.0034	1.430	0.00200 U	0.0020 U	4.21	0.0010 U	--	0.00200 U	0.01180
9/4/18	0.02560	0.000200 U	0.0022	1.440	0.00200 U	0.0020 U	4.18	0.0010 U	--	0.00200 U	0.00397
4/15/19	0.02330	0.000100 U	0.0039	1.150	0.00100 U	0.0010 U	3.44 B	0.0010 U	--	0.00100 U	0.00400 U
8/5/19	0.03590	0.000100 U	0.0050	1.150	0.00100 U	0.0010 U	3.41	0.0010 U	--	0.00100 U	0.00630 B
3/3/20	0.01780	0.000100 U	0.0015	1.370	0.00100 U	0.0010 U	4.12	0.0010 U	--	0.00100 U	0.00644
7/30/20	0.05360	0.000523	0.0010 U	1.400	0.00100 U	0.0010 U	4.36	0.0010 U	--	0.00100 U	0.00400 U
3/25/21	0.04900	0.000341	0.0023	1.240	0.00100 U	0.0010 U	3.43	0.0010 U	--	0.00100 U	0.02300

Gude Landfill
Monitoring Location MW-2B - Total Metals

Printed 12/10/21

	Manganese, total (mg/L)	Mercury, total (mg/L)	Nickel, total (mg/L)	Potassium, total (mg/L)	Selenium, total (mg/L)	Silver, total (mg/L)	Sodium, total (mg/L)	Thallium, total (mg/L)	Tin, total (mg/L)	Vanadium, total (mg/L)	Zinc, total (mg/L)
9/7/21	0.22700	0.000481	0.0110	1.570	0.00100 U	0.0010 U	4.10	0.0010 U	--	0.00100 U	0.00715

Gude Landfill

Printed 12/10/21

Monitoring Location MW-2B - Volatile Organic Compounds

	1,1,1,2-Tetrachloroethane (ug/L)	1,1,1-Trichloroethane (ug/L)	1,1,2,2-Tetrachloroethane (ug/L)	1,1,1,2-Trichloroethane (ug/L)	1,1-Dichloroethane (ug/L)	1,1-Dichloroethene (ug/L)	1,1-Dichloropropene (ug/L)	1,2,3-Trichloropropane (ug/L)	1,2-Dibromo-3-chloropropane (ug/L)	1,2-Dibromoethane (ug/L)	1,2-Dichlorobenzene (ug/L)	1,2-Dichloroethane (ug/L)	1,2-Dichloropropane (ug/L)	1,3-Dichloropropane (ug/L)	1,4-Dichlorobenzene (ug/L)
MCL/ GWPS	200			5		7			0.2	0.05	600		5	5	75
7/27/10	1.00 U	1.00 U	1.00 U	1.00 U	1.00 U	1.00 U	1.00 U	1.00 U	10.00 U	1.00 U	1.00 U	1.00 U	1.00 U	1.00 U	1.00 U
4/19/11	1.00 U	1.00 U	1.00 U	1.00 U	1.00 U	1.00 U	--	1.00 U	1.00 U	1.00 U	1.00 U	1.00 U	1.00 U	--	1.00 U
9/7/11	1.00 U	1.00 U	1.00 U	1.00 U	1.00 U	1.00 U	--	1.00 U	1.00 U	1.00 U	1.00 U	1.00 U	1.00 U	--	1.00 U
3/6/12	1.00 U	1.00 U	1.00 U	1.00 U	1.00 U	1.00 U	--	1.00 U	1.00 U	1.00 U	1.00 U	1.00 U	1.00 U	--	1.00 U
9/11/12	1.00 U	1.00 U	1.00 U	1.00 U	1.00 U	1.00 U	1.00 U	1.00 U	1.00 U	1.00 U	1.00 U	1.00 U	1.00 U	1.00 U	1.00 U
3/21/13	1.00 U	1.00 U	1.00 U	1.00 U	1.00 U	1.00 U	1.00 U	1.00 U	1.00 U	1.00 U	1.00 U	1.00 U	1.00 U	1.00 U	1.00 U
9/11/13	1.00 U	1.00 U	1.00 U	1.00 U	1.00 U	1.00 U	1.00 U	1.00 U	1.00 U	1.00 U	1.00 U	1.00 U	1.00 U	1.00 U	1.00 U
3/24/14	1.00 U	1.00 U	1.00 U	1.00 U	1.00 U	1.00 U	1.00 U	1.00 U	1.00 U	1.00 U	--	1.00 U	1.00 U	1.00 U	1.00 U
9/2/14	1.00 U	1.00 U	1.00 U	1.00 U	1.00 U	1.00 U	1.00 U	1.00 U	1.00 U	1.00 U	1.00 U	1.00 U	1.00 U	1.00 U	1.00 U
3/17/15	1.00 U	1.00 U	1.00 U	1.00 U	1.00 U	1.00 U	1.00 U	1.00 U	1.00 U	1.00 U	1.00 U	1.00 U	1.00 U	1.00 U	1.00 U
9/3/15	1.00 U	1.00 U	1.00 U	1.00 U	1.00 U	1.00 U	1.00 U	1.00 U	1.00 U	1.00 U	1.00 U	1.00 U	1.00 U	1.00 U	1.00 U
3/17/16	1.00 U	1.00 U	1.00 U	1.00 U	1.00 U	1.00 U	1.00 U	1.00 U	1.00 U	1.00 U	1.00 U	1.00 U	1.00 U	1.00 U	1.00 U
8/31/16	1.00 U	1.00 U	1.00 U	1.00 U	1.00 U	1.00 U	1.00 U	1.00 U	1.00 U	1.00 U	1.00 U	1.00 U	1.00 U	1.00 U	1.00 U
3/7/17	1.00 U	1.00 U	1.00 U	1.00 U	1.00 U	1.00 U	1.00 U	1.00 U	1.00 U	1.00 U	1.00 U	1.00 U	1.00 U	1.00 U	1.00 U
9/11/17	1.00 U	1.00 U	1.00 U	1.00 U	1.00 U	1.00 U	1.00 U	1.00 U	1.00 U	1.00 U	1.00 U	1.00 U	1.00 U	1.00 U	1.00 U
4/4/18	1.00 U	1.00 U	1.00 U	1.00 U	1.00 U	1.00 U	1.00 U	1.00 U	1.00 U	1.00 U	1.00 U	1.00 U	1.00 U	1.00 U	1.00 U
9/4/18	1.00 U	1.00 U	1.00 U	1.00 U	1.00 U	1.00 U	1.00 U	1.00 U	1.00 U	1.00 U	1.00 U	1.00 U	1.00 U	1.00 U	1.00 U
4/15/19	1.00 U	1.00 U	1.00 U	1.00 U	1.00 U	1.00 U	1.00 U	1.00 U	1.00 U	1.00 U	1.00 U	1.00 U	1.00 U	1.00 U	1.00 U
8/5/19	1.00 U	1.00 U	1.00 U	1.00 U	1.00 U	1.00 U	1.00 U	1.00 U	1.00 U	1.00 U	1.00 U	1.00 U	1.00 U	1.00 U	1.00 U
3/3/20	1.00 U	1.00 U	1.00 U	1.00 U	1.00 U	1.00 U	1.00 U	1.00 U	1.00 U	1.00 U	1.00 U	1.00 U	1.00 U	1.00 U	1.00 U

Gude Landfill
Monitoring Location MW-2B - Volatile Organic Compounds

Printed 12/10/21

	1,1,1,2-Tetrachloroethane (ug/L)	1,1,1-Trichloroethane (ug/L)	1,1,2,2-Tetrachloroethane (ug/L)	1,1,2-Trichloroethane (ug/L)	1,1-Dichloroethane (ug/L)	1,1-Dichloroethene (ug/L)	1,1-Dichloropropene (ug/L)	1,2,3-Trichloropropane (ug/L)	1,2-Dibromo-3-chloropropane (ug/L)	1,2-Dibromoethane (ug/L)	1,2-Dichlorobenzene (ug/L)	1,2-Dichloroethane (ug/L)	1,2-Dichloropropane (ug/L)	1,3-Dichloropropane (ug/L)	1,4-Dichlorobenzene (ug/L)
7/30/20	1.00 U	1.00 U	1.00 U	1.00 U	1.00 U	1.00 U	1.00 U	1.00 U	0.05 U	0.02 U	1.00 U	1.00 U	1.00 U	1.00 U	1.00 U
3/25/21	1.00 U	1.00 U	1.00 U	1.00 U	1.00 U	1.00 U	1.00 U	1.00 U	0.05 U	0.02 U	1.00 U	1.00 U	1.00 U	1.00 U	1.00 U
9/7/21	1.00 U	1.00 U	1.00 U	1.00 U	1.00 U	1.00 U	1.00 U	1.00 U	0.05 U	0.02 U	1.00 U	1.00 U	1.00 U	1.00 U	1.00 U

Gude Landfill

Printed 12/10/21

Monitoring Location MW-2B - Volatile Organic Compounds

	2,2-Dichloropropane (ug/L)	2-Butanone (ug/L)	2-Hexanone (ug/L)	4-Methyl-2-Pentanone (ug/L)	Acetone (ug/L)	Acrylonitrile (ug/L)	Benzene (ug/L)	Bromochloromethane (ug/L)	Bromodichloromethane (ug/L)	Bromoform (ug/L)	Bromomethane (ug/L)	Carbon Disulfide (ug/L)	Carbon Tetrachloride (ug/L)	Chlorobenzene (ug/L)	Chloroethane (ug/L)
MCL/ GWPS							5		80	80			5	100	
7/27/10	1.00 U	10.00 U	5.00 U	5.00 U	5.00 U	10.00 U	1.00 U	1.00 U	1.00 U	5.00 U	1.00 U	1.00 U	1.00 U	1.00 U	1.00 U
4/19/11	--	5.00 U	5.00 U	5.00 U	5.00 U	5.00 U	1.00 U	1.00 U	1.00 U	1.00 U	1.00 U	1.00 U	1.00 U	1.00 U	1.00 U
9/7/11	--	5.00 U	5.00 U	5.00 U	5.00 U	5.00 U	1.00 U	1.00 U	1.00 U	1.00 U	1.00 U	1.00 U	1.00 U	1.00 U	1.00 U
3/6/12	--	5.00 U	5.00 U	5.00 U	5.00 U	5.00 U	1.00 U	1.00 U	1.00 U	1.00 U	1.00 U	1.00 U	1.00 U	1.00 U	1.00 U
9/11/12	1.00 U	5.00 U	5.00 U	5.00 U	5.00 U	5.00 U	1.00 U	1.00 U	1.00 U	1.00 U	1.00 U	5.00 U	1.00 U	1.00 U	1.00 U
3/21/13	1.00 U	5.00 U	5.00 U	5.00 U	5.00 U	5.00 U	1.00 U	1.00 U	1.00 U	1.00 U	1.00 U	5.00 U	1.00 U	1.00 U	1.00 U
9/11/13	1.00 U	5.00 U	5.00 U	5.00 U	5.00 U	5.00 U	1.00 U	1.00 U	1.00 U	1.00 U	1.00 U	5.00 U	1.00 U	1.00 U	1.00 U
3/24/14	1.00 U	5.00 U	5.00 U	5.00 U	5.00 U	5.00 U	1.00 U	--	1.00 U	1.00 U	1.00 U	5.00 U	1.00 U	1.00 U	1.00 U
9/2/14	1.00 U	5.00 U	5.00 U	5.00 U	5.00 U	5.00 U	1.00 U	1.00 U	1.00 U	1.00 U	1.00 U	5.00 U	1.00 U	1.00 U	1.00 U
3/17/15	1.00 U	5.00 U	5.00 U	5.00 U	5.00 U	5.00 U	1.00 U	1.00 U	1.00 U	1.00 U	1.00 U	5.00 U	1.00 U	1.00 U	1.00 U
9/3/15	1.00 U	5.00 U	5.00 U	5.00 U	5.00 U	5.00 U	1.00 U	1.00 U	1.00 U	1.00 U	1.00 U	5.00 U	1.00 U	1.00 U	1.00 U
3/17/16	1.00 U	5.00 U	5.00 U	5.00 U	5.00 U	5.00 U	1.00 U	1.00 U	1.00 U	1.00 U	1.00 U	5.00 U	1.00 U	1.00 U	1.00 U
8/31/16	1.00 U	5.00 U	5.00 U	5.00 U	5.00 U	5.00 U	1.00 U	1.00 U	1.00 U	1.00 U	1.00 U	5.00 U	1.00 U	1.00 U	1.00 U
3/7/17	1.00 U	5.00 U	5.00 U	5.00 U	5.00 U	5.00 U	1.00 U	1.00 U	1.00 U	1.00 U	1.00 U	5.00 U	1.00 U	1.00 U	1.00 U
9/11/17	1.00 U	5.00 U	5.00 U	5.00 U	5.00 U	5.00 U	1.00 U	1.00 U	1.00 U	1.00 U	1.00 U	5.00 U	1.00 U	1.00 U	1.00 U
4/4/18	1.00 U	5.00 U	5.00 U	5.00 U	5.00 U	5.00 U	1.00 U	1.00 U	1.00 U	1.00 U	1.00 U	5.00 U	1.00 U	1.00 U	1.00 U
9/4/18	1.00 U	5.00 U	5.00 U	5.00 U	5.00 U	5.00 U	1.00 U	1.00 U	1.00 U	1.00 U	1.00 U	5.00 U	1.00 U	1.00 U	1.00 U
4/15/19	1.00 U	5.00 U	5.00 U	5.00 U	7.70 B	5.00 U	1.00 U	1.00 U	1.00 U	1.00 U	1.00 U	1.00 U	1.00 U	1.00 U	1.00 U
8/5/19	1.00 U	5.00 U	5.00 U	5.00 U	5.00 U	5.00 U	1.00 U	1.00 U	1.00 U	1.00 U	1.00 U	1.00 U	1.00 U	1.00 U	1.00 U
3/3/20	1.00 U	5.00 U	5.00 U	5.00 U	5.00 U	5.00 U	1.00 U	1.00 U	1.00 U	1.00 U	1.00 U	1.00 U	1.00 U	1.00 U	1.00 U

Gude Landfill
Monitoring Location MW-2B - Volatile Organic Compounds

Printed 12/10/21

	2,2-Dichloropropane (ug/L)	2-Butanone (ug/L)	2-Hexanone (ug/L)	4-Methyl-2-Pentanone (ug/L)	Acetone (ug/L)	Acrylonitrile (ug/L)	Benzene (ug/L)	Bromochloromethane (ug/L)	Bromodichloromethane (ug/L)	Bromoform (ug/L)	Bromomethane (ug/L)	Carbon Disulfide (ug/L)	Carbon Tetrachloride (ug/L)	Chlorobenzene (ug/L)	Chloroethane (ug/L)
7/30/20	1.00 U	5.00 U	5.00 U	5.00 U	5.00 U	5.00 U	1.00 U	1.00 U	1.00 U	1.00 U	1.00 U	1.00 U	1.00 U	1.00 U	1.00 U
3/25/21	1.00 U	5.00 U	5.00 U	5.00 U	5.00 U	5.00 U	1.00 U	1.00 U	1.00 U	1.00 U	1.00 U	1.00 U	1.00 U	1.00 U	1.00 U
9/7/21	1.00 U	5.00 U	5.00 U	5.00 U	5.00 U	5.00 U	1.00 U	1.00 U	1.00 U	1.00 U	1.00 U	1.00 U	1.00 U	1.00 U	1.00 U

Gude Landfill

Printed 12/10/21

Monitoring Location MW-2B - Volatile Organic Compounds

	Chloroform (ug/L)	Chloromethane (ug/L)	cis-1,2-Dichloroethene (ug/L)	cis-1,3-Dichloropropene (ug/L)	Dibromochloromethane (ug/L)	Ethylbenzene (ug/L)	m&p-Xylene (ug/L)	Methyl Iodide (ug/L)	Methyl Tertiary Butyl Ether (ug/L)	Methylene Bromide (ug/L)	Methylene Chloride (ug/L)	o-Xylene (ug/L)	Styrene (ug/L)	Tetrachloroethene (ug/L)	Toluene (ug/L)
MCL/ GWPS	80		70		80	700	10000				5	10000	100	5	1000
7/27/10	1.00 U	1.00 U	1.00 U	1.00 U	1.00 U	1.00 U	2.00 U	20.00 U	--	1.00 U	1.00 U	1.00 U	1.00 U	3.00	1.00 U
4/19/11	1.00 U	1.00 U	1.00 U	1.00 U	1.00 U	1.00 U	--	1.00 U	2.00 U	1.00 U	1.00 U	--	1.00 U	1.90	1.00 U
9/7/11	1.00 U	1.00 U	1.00 U	1.00 U	1.00 U	1.00 U	--	1.00 U	2.00 U	1.00 U	1.00 U	--	1.00 U	3.00	1.00 U
3/6/12	1.00 U	1.00 U	1.00 U	1.00 U	1.00 U	1.00 U	--	1.00 U	1.00 U	1.00 U	1.00 U	--	1.00 U	3.20	1.00 U
9/11/12	1.00 U	1.00 U	1.00 U	1.00 U	1.00 U	1.00 U	2.00 U	5.00 U	5.00 U	1.00 U	1.00 U	1.00 U	1.00 U	3.27	1.00 U
3/21/13	1.00 U	1.00 U	1.00 U	1.00 U	1.00 U	1.00 U	2.00 U	5.00 U	5.00 U	1.00 U	1.00 U	1.00 U	1.00 U	1.00 U	1.00 U
9/11/13	1.00 U	1.00 U	1.00 U	1.00 U	1.00 U	1.00 U	2.00 U	5.00 U	5.00 U	1.00 U	1.00 U	1.00 U	1.00 U	2.57	1.00 U
3/24/14	1.00 U	1.00 U	1.00 U	1.00 U	1.00 U	1.00 U	2.00 U	5.00 U	5.00 U	1.00 U	1.00 U	1.00 U	1.00 U	3.93	1.00 U
9/2/14	1.00 U	1.00 U	1.00 U	1.00 U	1.00 U	1.00 U	2.00 U	5.00 U	5.00 U	1.00 U	1.00 U	1.00 U	1.00 U	2.32	1.00 U
3/17/15	1.00 U	1.00 U	1.00 U	1.00 U	1.00 U	1.00 U	2.00 U	5.00 U	5.00 U	1.00 U	1.00 U	1.00 U	1.00 U	2.18	1.00 U
9/3/15	1.00 U	1.00 U	1.00 U	1.00 U	1.00 U	1.00 U	2.00 U	5.00 U	5.00 U	1.00 U	1.00 U	1.00 U	1.00 U	2.28	1.00 U
3/17/16	1.00 U	1.00 U	1.00 U	1.00 U	1.00 U	1.00 U	2.00 U	5.00 U	5.00 U	1.00 U	1.00 U	1.00 U	1.00 U	2.51	1.00 U
8/31/16	1.00 U	1.00 U	1.00 U	1.00 U	1.00 U	1.00 U	2.00 U	5.00 U	5.00 U	1.00 U	1.00 U	1.00 U	1.00 U	1.28	1.00 U
3/7/17	1.00 U	1.00 U	1.00 U	1.00 U	1.00 U	1.00 U	2.00 U	5.00 U	5.00 U	1.00 U	1.00 U	1.00 U	1.00 U	1.77	1.00 U
9/11/17	1.00 U	1.00 U	1.00 U	1.00 U	1.00 U	1.00 U	2.00 U	5.00 U	5.00 U	1.00 U	1.00 U	1.00 U	1.00 U	2.35	1.00 U
4/4/18	1.00 U	1.00 U	1.00 U	1.00 U	1.00 U	1.00 U	2.00 U	5.00 U	5.00 U	1.00 U	1.00 U	1.00 U	1.00 U	2.10	1.00 U
9/4/18	1.00 U	1.00 U	1.00 U	1.00 U	1.00 U	1.00 U	2.00 U	5.00 U	5.00 U	1.00 U	1.00 U	1.00 U	1.00 U	1.71	1.00 U
4/15/19	1.00 U	1.00 U	1.00 U	1.00 U	1.00 U	1.00 U	1.00 U	1.00 U	1.00 U	1.00 U	1.00 U	1.00 U	1.00 U	1.00 U	1.00 U
8/5/19	1.00 U	1.00 U	1.00 U	1.00 U	1.00 U	1.00 U	1.00 U	1.00 U	1.00 U	1.00 U	1.00 U	1.00 U	1.00 U	1.00 U	1.00 U
3/3/20	1.00 U	1.00 U	1.00 U	1.00 U	1.00 U	1.00 U	1.00 U	1.00 U	1.00 U	1.00 U	1.00 U	1.00 U	1.00 U	1.20	1.00 U

Gude Landfill
Monitoring Location MW-2B - Volatile Organic Compounds

Printed 12/10/21

	Chloroform (ug/L)	Chloromethane (ug/L)	cis-1,2-Dichloroethene (ug/L)	cis-1,3-Dichloropropene (ug/L)	Dibromochloromethane (ug/L)	Ethylbenzene (ug/L)	m&p-Xylene (ug/L)	Methyl Iodide (ug/L)	Methyl Tertiary Butyl Ether (ug/L)	Methylene Bromide (ug/L)	Methylene Chloride (ug/L)	o-Xylene (ug/L)	Styrene (ug/L)	Tetrachloroethene (ug/L)	Toluene (ug/L)
7/30/20	1.00 U	1.00 U	1.00 U	1.00 U	1.00 U	1.00 U	1.00 U	1.00 U	1.00 U	1.00 U	1.00 U	1.00 U	1.00 U	1.40	1.00 U
3/25/21	1.00 U	1.00 U	1.00 U	1.00 U	1.00 U	1.00 U	1.00 U	1.00 U	1.00 U	1.00 U	1.00 U	1.00 U	1.00 U	1.00 U	1.00 U
9/7/21	1.00 U	1.00 U	1.00 U	1.00 U	1.00 U	1.00 U	1.00 U	1.00 U	1.00 U	1.00 U	1.00 U	1.00 U	1.00 U	1.20	1.00 U

Gude Landfill

Monitoring Location MW-2B - Volatile Organic Compounds

	trans-1,2-Dichloroethene (ug/L)	trans-1,3-Dichloropropene (ug/L)	trans-1,4-Dichloro-2-butene (ug/L)	Trichloroethene (ug/L)	Trichlorofluoromethane (ug/L)	Vinyl Acetate (ug/L)	Vinyl Chloride (ug/L)	Xylene (ug/L)
MCL/ GWPS	100			5			2	10000
7/27/10	1.00 U	1.00 U	5.00 U	1.00 U	1.00 U	1.00 U	1.00 U	--
4/19/11	1.00 U	1.00 U	5.00 U	1.00 U	1.00 U	1.00 U	1.00 U	1.00 U
9/7/11	1.00 U	1.00 U	5.00 U	1.00 U	1.00 U	1.00 U	1.00 U	1.00 U
3/6/12	1.00 U	1.00 U	5.00 U	1.00 U	1.00 U	1.00 U	1.00 U	1.00 U
9/11/12	1.00 U	1.00 U	5.00 U	1.00 U	1.00 U	5.00 U	1.00 U	--
3/21/13	1.00 U	1.00 U	5.00 U	1.00 U	1.00 U	5.00 U	1.00 U	--
9/11/13	1.00 U	1.00 U	5.00 U	1.00 U	1.00 U	5.00 U	1.00 U	--
3/24/14	1.00 U	1.00 U	5.00 U	1.00 U	1.00 U	5.00 U	1.00 U	--
9/2/14	1.00 U	1.00 U	5.00 U	1.00 U	1.00 U	5.00 U	1.00 U	--
3/17/15	1.00 U	1.00 U	5.00 U	1.00 U	1.00 U	5.00 U	1.00 U	--
9/3/15	1.00 U	1.00 U	5.00 U	1.00 U	1.00 U	5.00 U	1.00 U	--
3/17/16	1.00 U	1.00 U	5.00 U	1.00 U	1.00 U	5.00 U	1.00 U	--
8/31/16	1.00 U	1.00 U	5.00 U	1.00 U	1.00 U	5.00 U	1.00 U	--
3/7/17	1.00 U	1.00 U	5.00 U	1.00 U	1.00 U	5.00 U	1.00 U	--
9/11/17	1.00 U	1.00 U	5.00 U	1.00 U	1.00 U	5.00 U	1.00 U	--
4/4/18	1.00 U	1.00 U	5.00 U	1.00 U	1.00 U	5.00 U	1.00 U	--
9/4/18	1.00 U	1.00 U	5.00 U	1.00 U	1.00 U	5.00 U	1.00 U	--
4/15/19	1.00 U	1.00 U	1.00 U	1.00 U	1.00 U	1.00 U	1.00 U	--
8/5/19	1.00 U	1.00 U	1.00 U	1.00 U	1.00 U	1.00 U	1.00 U	--
3/3/20	1.00 U	1.00 U	1.00 U	1.00 U	1.00 U	1.00 U	1.00 U	--

Gude Landfill

Printed 12/10/21

Monitoring Location MW-2B - Volatile Organic Compounds

	trans-1,2-Dichloroethene (ug/L)	trans-1,3-Dichloropropene (ug/L)	trans-1,4-Dichloro-2-butene (ug/L)	Trichloroethene (ug/L)	Trichlorofluoromethane (ug/L)	Vinyl Acetate (ug/L)	Vinyl Chloride (ug/L)	Xylene (ug/L)
7/30/20	1.00 U	1.00 U	1.00 U	1.00 U	1.00 U	1.00 U	1.00 U	--
3/25/21	1.00 U	1.00 U	1.00 U	1.00 U	1.00 U	1.00 U	1.00 U	--
9/7/21	1.00 U	1.00 U	1.00 U	1.00 U	1.00 U	1.00 U	1.00 U	--

Gude Landfill
Monitoring Location MW-3A - General Parameters

Printed 12/10/21

	Alkalinity (mg/L)	Ammonia Nitrogen (mg/L)	Chemical Oxygen Demand (mg/L)	Chloride (mg/L)	Cyanide, Total (mg/L)	Dissolved Oxygen, Field (mg/L)	Hardness (mg/L)	Nitrate (mg/L)	Nitrate+Nitrite (mg/L)	Nitrite (mg/L)	ORP, Field (mV)	pH, Field (SU)	pH, Lab (SU)	Specific Conductivity, Field (uS/cm)
MCL/ GWPS					0.2			10		1				
7/29/10	--	--	--	--	0.050 U	--	--	--	--	--	--	--	--	--
9/20/10	40.0	0.20 U	10.0 U	2.5000 U	--	--	130.0	0.2000 U	0.20 U	0.05 U	--	--	--	--
4/20/11	24.0	0.20 U	10.0 U	2.9400	--	--	14.0	0.2000 U	0.20 U	0.05 U	--	--	--	--
9/15/11	21.0	0.20 U	10.0 U	2.8900	--	--	22.0	0.2000 U	0.20 U	0.05 U	--	--	--	--
3/12/12	24.0	0.20 U	6.3	5.2800	--	--	50.0	0.2000 U	0.20 U	0.05 U	--	--	--	--
9/10/12	21.0	0.20 U	10.0 U	2.7600	--	--	44.0	0.2000 U	0.20 U	0.05 U	--	--	--	--
3/21/13	17.2	0.20 U	10.0 U	2.6000	--	8.34	34.0	0.2000 U	0.20 U	0.05 U	425.0	5.99	--	43.7
9/16/13	16.0	0.20 U	10.0 U	2.5000 U	--	8.81	16.0	0.2000 U	0.20 U	0.05 U	378.0	5.49	--	37.1
3/11/14	17.0	0.20 U	10.0 U	2.9100	--	8.89	78.0	0.2000 U	--	--	404.0	5.40	--	30.3
9/3/14	13.5	0.20 U	10.0 U	3.1000	--	9.20	38.0	0.2000 U	0.20 U	0.05 U	398.0	6.13	--	33.1
3/23/15	17.0	0.20 U	10.0 U	2.5000 U	--	9.36	30.0	0.2000 U	0.20 U	0.05 U	397.0	5.98	--	33.4
9/2/15	18.0	0.20 U	10.0 U	2.5000 U	--	5.75	20.0	0.2000 U	0.20 U	0.05 U	374.0	5.51	--	36.0
3/22/16	15.2	0.20 U	10.0 U	2.5000 U	--	0.00	16.0	0.2000 U	0.20 U	0.05 U	388.0	6.02	--	35.0
9/1/16	26.0	0.20 U	10.0 U	2.5800	--	8.59	20.0	0.2000 U	0.20 U	0.05 U	400.0	5.68	--	31.5
3/9/17	13.6	0.20 U	10.0 U	2.5000 U	--	--	34.0	0.2000 U	0.20 U	0.05 U	429.0	5.70	--	28.9
9/13/17	13.8	0.20 U	10.0 U	2.5000 U	--	8.62	40.0	0.2000 U	0.20 U	0.05 U	411.0	5.66	--	34.2
4/2/18	15.5	0.20 U	10.0 U	2.5000 U	--	--	10.8	0.2000 U	0.20 U	0.05 U	214.0	5.95	--	33.3
9/5/18	15.6	0.20 U	10.0 U	2.5200	--	--	11.8	0.2000 U	0.20 U	0.05 U	259.0	5.68	--	31.4
4/11/19	34.3	0.10 U	3.0 U	3.2000	--	8.57	20.4 B	0.2000 U	--	--	175.9	5.96	6.27	72.0

Gude Landfill
Monitoring Location MW-3A - General Parameters

Printed 12/10/21

	Alkalinity (mg/L)	Ammonia Nitrogen (mg/L)	Chemical Oxygen Demand (mg/L)	Chloride (mg/L)	Cyanide, Total (mg/L)	Dissolved Oxygen, Field (mg/L)	Hardness (mg/L)	Nitrate (mg/L)	Nitrate+Nitrite (mg/L)	Nitrite (mg/L)	ORP, Field (mV)	pH, Field (SU)	pH, Lab (SU)	Specific Conductivity, Field (uS/cm)
7/31/19	36.0	0.10 U	9.7	3.0000	--	8.87	18.1	0.2000 U	--	--	202.6	5.40	6.31	37.8
3/4/20	28.9	0.10 U	3.0 U	2.7000	--	8.43	23.2	0.2000 U	--	--	260.0	5.93	6.29	57.1
7/28/20	13.3	0.10 U	8.1	2.7000	--	8.68	13.9	0.2000 U	--	--	223.2	5.65	6.03	46.0
3/23/21	22.7	0.10 U	3.0 U	2.8200	--	9.05	22.8	0.0540	--	--	238.2	5.66	6.06	46.7
9/2/21	15.2	0.05 U	10.3	2.5700	--	8.85	20.4	0.0110 U	--	--	287.1	5.90	5.85	39.1

Gude Landfill

Monitoring Location MW-3A - General Parameters

	Specific Conductivity, Lab (umhos/cm)	Sulfate, total (mg/L)	Sulfide (mg/L)	Temperature, field (°C)	Total Dissolved Solids (mg/L)	Total Suspended Solids (mg/L)	Turbidity (NTU)	Turbidity, Field (NTU)
MCL/ GWPS								
7/29/10	--	--	3.0 U	--	--	--	--	--
9/20/10	--	4.00 U	--	--	100.0	--	1535.000	--
4/20/11	--	4.00 U	--	--	60.0	--	151.500	--
9/15/11	--	4.00 U	--	--	144.0	--	--	--
3/12/12	--	4.00 U	--	--	112.0	--	--	--
9/10/12	--	4.00 U	--	--	60.0	--	--	--
3/21/13	--	4.00 U	--	12.1	16.0	--	--	982.00
9/16/13	--	4.00 U	--	14.4	126.0	--	--	982.00
3/11/14	--	4.00 U	--	13.1	10.0	--	--	--
9/3/14	--	4.00 U	--	13.7	74.0	--	--	1.80
3/23/15	--	4.00 U	--	10.4	74.0	--	--	38.00
9/2/15	--	4.00 U	--	20.2	1.0 U	--	--	11.10
3/22/16	--	4.00 U	--	14.1	10.0 U	--	--	0.00
9/1/16	--	4.00 U	--	18.2	43.0	--	--	11.70
3/9/17	--	4.00 U	--	19.1	10.0 U	--	--	4.90
9/13/17	--	4.00 U	--	15.2	53.0	--	--	10.70
4/2/18	--	4.00 U	--	11.9	32.0	--	--	7.80
9/5/18	--	4.00 U	--	16.3	26.0	--	--	8.30
4/11/19	77.7	2.00	--	13.6	44.0	18.7	10.300	9.40

Gude Landfill
Monitoring Location MW-3A - General Parameters

Printed 12/10/21

	Specific Conductivity, Lab (umhos/cm)	Sulfate, total (mg/L)	Sulfide (mg/L)	Temperature, field (°C)	Total Dissolved Solids (mg/L)	Total Suspended Solids (mg/L)	Turbidity (NTU)	Turbidity, Field (NTU)
7/31/19	76.9	1.10	--	14.8	61.0	20.2	14.000	9.80
3/4/20	65.3	1.22	--	14.9	55.0	18.8	4.110	6.20
7/28/20	41.6	0.58 J	--	17.5	49.3	246.0	20.100	1209.10
3/23/21	58.7	1.30	--	19.2	50.5	92.9	50.400	106.90
9/2/21	43.8	0.30 U	--	16.3	20.0 B	1110.0	64.800	16.50

Gude Landfill
Monitoring Location MW-3A - Dissolved Metals

Printed 12/10/21

	Antimony, dissolved (mg/L)	Arsenic, dissolved (mg/L)	Barium, dissolved (mg/L)	Beryllium, dissolved (mg/L)	Cadmium, dissolved (mg/L)	Calcium, dissolved (mg/L)	Chromium, dissolved (mg/L)	Cobalt, dissolved (mg/L)	Copper, dissolved (mg/L)	Iron, dissolved (mg/L)	Lead, dissolved (mg/L)	Magnesium, dissolved (mg/L)	Manganese, dissolved (mg/L)	Mercury, dissolved (mg/L)
MCL/ GWPS	0.006	0.01	2	0.004	0.005		0.1				0.015			0.002
4/20/11	0.005 U	0.005 U	0.007	0.005 U	0.005 U	4.3	0.01 U	0.01 U	0.005	0.5 U	0.005 U	1.7	0.008	0.0002 U
9/15/11	--	--	--	--	--	--	--	--	--	--	--	--	--	--
3/12/12	0.005 U	0.005 U	0.008	0.005 U	0.005 U	4.4	0.01 U	0.01 U	0.005 U	0.2 U	0.005 U	1.8	--	0.0002 U
9/10/12	0.005 U	0.005 U	0.007	0.005 U	0.005 U	4.6	0.01 U	0.01 U	0.005 U	0.2 U	0.005 U	1.9	0.005 U	0.0002 U
3/21/13	0.005 U	0.005 U	0.007	0.005 U	0.005 U	4.1	0.01 U	0.01 U	0.005 U	0.2 U	0.005 U	1.9	0.005 U	0.0002 U
9/16/13	0.005 U	0.005 U	0.007	0.005 U	0.005 U	4.3	0.01 U	0.01 U	0.005 U	0.2 U	0.005 U	1.7	0.005 U	0.0002 U
3/11/14	0.005 U	0.005 U	0.007	0.005 U	0.005 U	4.0	0.01 U	0.01 U	0.005 U	0.2 U	0.005 U	1.8	0.005 U	0.0002 U
9/3/14	0.005 U	0.005 U	0.007	0.005 U	0.005 U	3.8	0.01 U	0.01 U	0.005 U	0.2 U	0.005 U	1.6	0.005 U	0.0002 U
3/23/15	0.002 U	0.002 U	0.010 U	0.002 U	0.004 U	2.8	0.01 U	0.01 U	0.011	0.1	0.002 U	1.3	0.005 U	0.0002 U
9/2/15	0.001 U	0.001 U	0.005 U	0.001 U	0.001 U	2.5	0.01 U	0.01 U	0.005 U	0.0 U	0.001 U	1.2	0.079	0.0002 U
3/22/16	0.002 U	0.002 U	0.002 U	0.002 U	0.002 U	3.5	0.00 U	0.00 U	0.002 U	0.2 U	0.002 U	1.6	0.002 U	0.0002 U
9/1/16	0.002 U	0.002 U	0.002 U	0.002 U	0.002 U	2.6	0.00	0.00 U	0.002 U	0.2 U	0.002 U	1.2	0.002 U	0.0002 U
3/9/17	0.002 U	0.002 U	0.002 U	0.002 U	0.002 U	2.5	0.00 U	0.00 U	0.002 U	0.2 U	0.002 U	1.1	0.002	0.0002 U
9/13/17	0.002 U	0.002 U	0.002 U	0.002 U	0.002 U	2.5	0.00 U	0.00 U	0.002 U	0.2 U	0.002 U	1.2	0.002 U	0.0002 U
4/2/18	0.002 U	0.002 U	0.002 U	0.002 U	0.002 U	2.8	0.00 U	0.00 U	0.002 U	0.1 U	0.002 U	1.2	0.002 U	0.0002 U
9/5/18	0.002 U	0.002 U	0.002 U	0.002 U	0.002 U	2.5	0.00	0.00 U	0.002 U	0.1 U	0.002 U	1.2	0.004	0.0002 U

Gude Landfill

Printed 12/10/21

Monitoring Location MW-3A - Dissolved Metals

	Nickel, dissolved (mg/L)	Potassium, dissolved (mg/L)	Selenium, dissolved (mg/L)	Silver, dissolved (mg/L)	Sodium, dissolved (mg/L)	Thallium, dissolved (mg/L)	Vanadium, dissolved (mg/L)	Zinc, dissolved (mg/L)
MCL/ GWPS			0.05			0.002		
4/20/11	0.01 U	0.9	0.005 U	0.01 U	4.1	0.005 U	0.01 U	0.007
9/15/11	0.01	--	--	--	--	--	--	--
3/12/12	0.08	0.9	0.005 U	0.01 U	3.8	0.005 U	0.01 U	0.007
9/10/12	0.05	1.0	0.005 U	0.01 U	4.2	0.005 U	0.01 U	0.005 U
3/21/13	0.02	1.1	0.005 U	0.01 U	3.7	0.005 U	0.01 U	0.005 U
9/16/13	0.01	1.0	0.005 U	0.01 U	3.9	0.005 U	0.01 U	0.005 U
3/11/14	0.01 U	1.0	0.005 U	0.01 U	4.0	0.005 U	0.01 U	0.005 U
9/3/14	0.01 U	0.9	--	0.01 U	3.4	0.005 U	0.01 U	0.007
3/23/15	0.01 U	0.9	0.035 U	0.01 U	3.3	0.002 U	0.01 U	0.008 J
9/2/15	0.01 U	0.9	0.005 U	0.00 U	3.2	0.001 U	0.01 U	0.005 U
3/22/16	0.00 U	1.1	0.002 U	0.00 U	4.1	0.001 U	0.00 U	0.002 U
9/1/16	0.00 U	0.8	0.002 U	0.00 U	3.2	0.001 U	0.00 U	0.002 U
3/9/17	0.00 U	0.8	0.002 U	0.00 U	3.1	0.001 U	0.00 U	0.002 U
9/13/17	0.00 U	0.7	0.002 U	0.00 U	3.1	0.001 U	0.00 U	0.002 U
4/2/18	0.00 U	0.8	0.002 U	0.00 U	3.5	0.001 U	0.00 U	0.002 U
9/5/18	0.00 U	0.8	0.002 U	0.00 U	3.3	0.001 U	0.00 U	0.002 U

Gude Landfill
Monitoring Location MW-3A - Total Metals

Printed 12/10/21

	Antimony, total (mg/L)	Arsenic, total (mg/L)	Barium, total (mg/L)	Beryllium, total (mg/L)	Cadmium, total (mg/L)	Calcium, total (mg/L)	Chromium, total (mg/L)	Cobalt, total (mg/L)	Copper, total (mg/L)	Iron, total (mg/L)	Lead, total (mg/L)	Magnesium, total (mg/L)
MCL/ GWPS	0.006	0.01	2	0.004	0.005		0.1				0.015	
7/29/10	0.0010 U	0.0026	0.0610	0.0006 J	0.0010 U	--	0.0470	0.0160	0.0480	--	0.01300	--
9/20/10	0.0050 U	0.0050 U	0.1440	0.0050 U	0.0050 U	6.89	0.0530	0.0410	0.1180	61.7000	0.02590	20.900
4/20/11	0.0050 U	0.0050 U	0.0519	0.0050 U	0.0050 U	6.10	0.0067	0.0108	0.0180	5.9900	0.00890	3.680
9/15/11	0.0050 U	0.0050 U	0.1110	0.0050 U	0.0050 U	11.10	0.0075	0.0188	0.0273	6.6700	0.02300	7.040
3/12/12	0.0050 U	0.0050 U	0.2230	0.0050 U	0.0050 U	17.20	0.0815	0.0397	0.1220	86.1000	0.04350	28.100
9/10/12	0.0050 U	0.0050 U	0.1130	0.0250 U	0.0050 U	10.10	0.0500	0.0267	0.0773	44.4000	0.02000	15.600
3/21/13	0.0050 U	0.0050 U	0.0487	0.0050 U	0.0050 U	7.11	0.0277	0.0094	0.0332	17.0000	0.00880	6.680
9/16/13	0.0050 U	0.0050 U	0.0332	0.0050 U	0.0050 U	5.41	0.0133	0.0051	0.0196	11.7000	0.00500 U	5.370
3/11/14	0.0050 U	0.0050 U	0.0367	0.0050 U	0.0050 U	4.52	0.0121	0.0056	0.0288	10.1000	0.00520	5.740
9/3/14	0.0050 U	0.0050 U	0.0580	0.0050 U	0.0050 U	5.50	0.0206	0.0108	0.0280	15.8000	0.00963	6.120
3/23/15	0.0020 U	0.0020 U	0.0100 U	0.0020 U	0.0040 U	3.10	0.0100 U	0.0100 U	0.0028 J	2.2000	0.00200 U	1.800
9/2/15	0.0010 U	0.0010 U	0.0100	0.0010 U	0.0005 U	3.00	0.0050 U	0.0050 U	0.0050 U	2.3000	0.00100 J	1.900
3/22/16	0.0020 U	0.0020 U	0.0020 U	0.0020 U	0.0020 U	2.48	0.0020 U	0.0020 U	0.0020 U	0.2000 U	0.00200 U	1.100
9/1/16	0.0020 U	0.0020 U	0.0037	0.0020 U	0.0020 U	2.53	0.0021	0.0020 U	0.0020 U	0.3430	0.00200 U	1.290
3/9/17	0.0050 U	0.0050 U	0.0094	0.0050 U	0.0050 U	4.17	0.0050 U	0.0050 U	0.0050 U	0.4110	0.00500 U	1.830
9/13/17	0.0050 U	0.0050 U	0.0075	0.0050 U	0.0050 U	3.79	0.0050 U	0.0050 U	0.0050 U	0.2000 U	0.00500 U	1.740
4/2/18	0.0020 U	0.0020 U	0.0020 U	0.0020 U	0.0020 U	2.47	0.0020 U	0.0020 U	0.0020 U	0.0580	0.00200 U	1.130
9/5/18	0.0050 U	0.0050 U	0.0050 U	0.0050 U	0.0050 U	2.54	0.0050 U	0.0050 U	0.0050 U	0.5090	0.00500 U	1.320
4/11/19	0.0010 U	0.0010 U	0.0042	0.0010 U	0.0010 U	5.51 B	0.0029	0.0010 U	0.0010 U	0.2810	0.00100 U	1.610
7/31/19	0.0010 U	0.0015	0.0152	0.0010 U	0.0010 U	3.11	0.0533	0.0044	0.0139	7.4700	0.00166	2.510
3/4/20	0.0010 U	0.0010 U	0.0040	0.0010 U	0.0010 U	6.63	0.0020	0.0010 U	0.0010 U	0.2350	0.00100 U	1.610
7/28/20	0.0010 U	0.0010 U	0.0075	0.0010 U	0.0010 U	2.46	0.0063	0.0011	0.0032	1.7000	0.00100 U	1.900
3/23/21	0.0010 U	0.0010 U	0.0114	0.0010 U	0.0010 U	5.34	0.0047	0.0018	0.0062	2.9100	0.00148	2.300

Shaded concentrations represent MCL/GWPS exceedances

Printed on Recycled Paper

Gude Landfill
Monitoring Location MW-3A - Total Metals

Printed 12/10/21

	Antimony, total (mg/L)	Arsenic, total (mg/L)	Barium, total (mg/L)	Beryllium, total (mg/L)	Cadmium, total (mg/L)	Calcium, total (mg/L)	Chromium, total (mg/L)	Cobalt, total (mg/L)	Copper, total (mg/L)	Iron, total (mg/L)	Lead, total (mg/L)	Magnesium, total (mg/L)
9/2/21	0.0010 U	0.0010 U	0.0227	0.0010 U	0.0010 U	2.93	0.0073	0.0046	0.0113	6.2300	0.00306	3.170

Gude Landfill
Monitoring Location MW-3A - Total Metals

Printed 12/10/21

	Manganese, total (mg/L)	Mercury, total (mg/L)	Nickel, total (mg/L)	Potassium, total (mg/L)	Selenium, total (mg/L)	Silver, total (mg/L)	Sodium, total (mg/L)	Thallium, total (mg/L)	Tin, total (mg/L)	Vanadium, total (mg/L)	Zinc, total (mg/L)
MCL/ GWPS		0.002			0.05			0.002			
7/29/10	--	0.000200 U	0.0390	--	0.00100 U	0.0010 U	--	0.0005 J	0.0050 U	0.03500	0.09000
9/20/10	1.08000	0.000200 U	0.0816	13.000	0.00500 U	0.0050 U	7.66	0.0050 U	--	0.05290	0.22700
4/20/11	0.34300	0.000200 U	0.0067	1.980	0.00500 U	0.0050 U	4.12	0.0050 U	--	0.01000	0.02750
9/15/11	0.62900	0.000200 U	--	2.860	0.00500 U	0.0050 U	4.19	0.0050 U	--	0.01240	0.04590
3/12/12	1.17000	0.000200 U	0.0050 U	15.000	0.00500 U	0.0050 U	4.33	0.0050 U	--	0.10000	0.23500
9/10/12	0.71500	0.000200 U	0.0050 U	9.800	0.00500 U	0.0050 U	3.88	0.0050 U	--	0.05800	0.15900
3/21/13	0.24000	0.000200 U	0.0050 U	3.990	0.00500 U	0.0050 U	4.10	0.0050 U	--	0.02200	0.06000
9/16/13	0.14100	0.000200 U	0.0050 U	3.030	0.00500 U	0.0050 U	3.81	0.0050 U	--	0.01340	0.03720
3/11/14	0.17200	0.000200 U	0.0126	2.770	0.00500 U	0.0050 U	4.24	0.0050 U	--	0.01320	0.04100
9/3/14	0.41600	0.000200 U	0.0202	3.560	0.00500 U	0.0050 U	3.28	0.0050 U	--	0.02120	0.06390
3/23/15	0.05900	0.000200 U	0.0110 U	1.300	0.03500 U	0.0100 U	3.30	0.0020 U	--	0.01000 U	0.00780 J
9/2/15	0.01000 U	0.000200 U	0.0100 U	1.400	0.00500 U	0.0010 U	3.40	0.0010 U	--	0.00500 U	0.00840
3/22/16	0.00200 U	0.000200 U	0.0020 U	0.765	0.00200 U	0.0020 U	2.93	0.0010 U	--	0.00200 U	0.00200 U
9/1/16	0.01760	0.000200 U	0.0020 U	0.876	0.00200 U	0.0020 U	3.08	0.0010 U	--	0.00200 U	0.00289
3/9/17	0.02130	0.000200 U	0.0050 U	1.000	0.00500 U	0.0050 U	3.84	0.0050 U	--	0.00500 U	0.00500 U
9/13/17	0.00729	0.000200 U	0.0050 U	0.832	0.00500 U	0.0050 U	3.54	0.0050 U	--	0.00500 U	0.01530
4/2/18	0.00219	0.000200 U	0.0020 U	0.846	0.00200 U	0.0020 U	3.32	0.0010 U	--	0.00200 U	0.00200 U
9/5/18	0.01350	0.000200 U	0.0050 U	0.965	0.00500 U	0.0050 U	3.36	0.0050 U	--	0.00500 U	0.01530
4/11/19	0.00947	0.000100 U	0.0019	1.040	0.00100 U	0.0010 U	3.69	0.0010 U	--	0.00100 U	0.00400 U
7/31/19	0.28100	0.000100 U	0.0351	1.670	0.00100 U	0.0010 U	3.47	0.0010 U	--	0.00618	0.01730 B
3/4/20	0.01320	0.000100 U	0.0013	1.060	0.00100 U	0.0010 U	3.31	0.0010 U	--	0.00100 U	0.00400 U
7/28/20	0.04680	0.000100 U	0.0060	1.300	0.00100 U	0.0010 U	3.76	0.0010 U	--	0.00261	0.00539
3/23/21	0.07650	0.000100 U	0.0038	1.520	0.00100 U	0.0010 U	3.38	0.0010 U	--	0.00383	0.01400

Gude Landfill
Monitoring Location MW-3A - Total Metals

Printed 12/10/21

	Manganese, total (mg/L)	Mercury, total (mg/L)	Nickel, total (mg/L)	Potassium, total (mg/L)	Selenium, total (mg/L)	Silver, total (mg/L)	Sodium, total (mg/L)	Thallium, total (mg/L)	Tin, total (mg/L)	Vanadium, total (mg/L)	Zinc, total (mg/L)
9/2/21	0.32300	0.000100 U	0.0067	2.450	0.00100 U	0.0010 U	3.51	0.0010 U	--	0.00985	0.02270

Gude Landfill

Printed 12/10/21

Monitoring Location MW-3A - Volatile Organic Compounds

	1,1,1,2-Tetrachloroethane (ug/L)	1,1,1-Trichloroethane (ug/L)	1,1,1,2,2-Tetrachloroethane (ug/L)	1,1,1,2-Trichloroethane (ug/L)	1,1-Dichloroethane (ug/L)	1,1-Dichloroethene (ug/L)	1,1-Dichloropropene (ug/L)	1,2,3-Trichloropropane (ug/L)	1,2-Dibromo-3-chloropropane (ug/L)	1,2-Dibromoethane (ug/L)	1,2-Dichlorobenzene (ug/L)	1,2-Dichloroethane (ug/L)	1,2-Dichloropropane (ug/L)	1,3-Dichloropropane (ug/L)	1,4-Dichlorobenzene (ug/L)
MCL/ GWPS	200			5		7			0.2	0.05	600		5	5	75
7/29/10	1.00 U	1.00 U	1.00 U	1.00 U	1.00 U	1.00 U	1.00 U	1.00 U	10.00 U	1.00 U	1.00 U	1.00 U	1.00 U	1.00 U	1.00 U
9/20/10	2.00 U	2.00 U	2.00 U	2.00 U	2.00 U	2.00 U	2.00 U	2.00 U	2.00 U	2.00 U	2.00 U	2.00 U	2.00 U	2.00 U	2.00 U
4/20/11	1.00 U	1.00 U	1.00 U	1.00 U	1.00 U	1.00 U	--	1.00 U	1.00 U	1.00 U	1.00 U	1.00 U	1.00 U	--	1.00 U
9/15/11	1.00 U	1.00 U	1.00 U	1.00 U	1.00 U	1.00 U	--	1.00 U	1.00 U	1.00 U	1.00 U	1.00 U	1.00 U	--	1.00 U
3/12/12	1.00 U	1.00 U	1.00 U	1.00 U	1.00 U	1.00 U	--	1.00 U	1.00 U	1.00 U	1.00 U	1.00 U	1.00 U	--	1.00 U
9/10/12	1.00 U	1.00 U	1.00 U	1.00 U	1.00 U	1.00 U	1.00 U	1.00 U	1.00 U	1.00 U	1.00 U	1.00 U	1.00 U	1.00 U	1.00 U
3/21/13	1.00 U	1.00 U	1.00 U	1.00 U	1.00 U	1.00 U	1.00 U	1.00 U	1.00 U	1.00 U	1.00 U	1.00 U	1.00 U	1.00 U	1.00 U
9/16/13	1.00 U	1.00 U	1.00 U	1.00 U	1.00 U	1.00 U	1.00 U	1.00 U	1.00 U	1.00 U	1.00 U	1.00 U	1.00 U	1.00 U	1.00 U
3/11/14	1.00 U	1.00 U	1.00 U	1.00 U	1.00 U	1.00 U	1.00 U	1.00 U	1.00 U	1.00 U	--	1.00 U	1.00 U	1.00 U	1.00 U
9/3/14	1.00 U	1.00 U	1.00 U	1.00 U	1.00 U	1.00 U	1.00 U	1.00 U	1.00 U	1.00 U	1.00 U	1.00 U	1.00 U	1.00 U	1.00 U
3/23/15	1.00 U	1.00 U	1.00 U	1.00 U	1.00 U	1.00 U	1.00 U	1.00 U	1.00 U	1.00 U	1.00 U	1.00 U	1.00 U	1.00 U	1.00 U
9/2/15	1.00 U	1.00 U	1.00 U	1.00 U	1.00 U	1.00 U	1.00 U	1.00 U	1.00 U	1.00 U	1.00 U	1.00 U	1.00 U	1.00 U	1.00 U
3/22/16	1.00 U	1.00 U	1.00 U	1.00 U	1.00 U	1.00 U	1.00 U	1.00 U	1.00 U	1.00 U	1.00 U	1.00 U	1.00 U	1.00 U	1.00 U
9/1/16	1.00 U	1.00 U	1.00 U	1.00 U	1.00 U	1.00 U	1.00 U	1.00 U	1.00 U	1.00 U	1.00 U	1.00 U	1.00 U	1.00 U	1.00 U
3/9/17	1.00 U	1.00 U	1.00 U	1.00 U	1.00 U	1.00 U	1.00 U	1.00 U	1.00 U	1.00 U	1.00 U	1.00 U	1.00 U	1.00 U	1.00 U
9/13/17	1.00 U	1.00 U	1.00 U	1.00 U	1.00 U	1.00 U	1.00 U	1.00 U	1.00 U	1.00 U	1.00 U	1.00 U	1.00 U	1.00 U	1.00 U
4/2/18	1.00 U	1.00 U	1.00 U	1.00 U	1.00 U	1.00 U	1.00 U	1.00 U	1.00 U	1.00 U	1.00 U	1.00 U	1.00 U	1.00 U	1.00 U
9/5/18	1.00 U	1.00 U	1.00 U	1.00 U	1.00 U	1.00 U	1.00 U	1.00 U	1.00 U	1.00 U	1.00 U	1.00 U	1.00 U	1.00 U	1.00 U
4/11/19	1.00 U	1.00 U	1.00 U	1.00 U	1.00 U	1.00 U	1.00 U	1.00 U	1.00 U	1.00 U	1.00 U	1.00 U	1.00 U	1.00 U	1.00 U
7/31/19	1.00 U	1.00 U	1.00 U	1.00 U	1.00 U	1.00 U	1.00 U	1.00 U	1.00 U	1.00 U	1.00 U	1.00 U	1.00 U	1.00 U	1.00 U

Gude Landfill

Printed 12/10/21

Monitoring Location MW-3A - Volatile Organic Compounds

	1,1,1,2-Tetrachloroethane (ug/L)	1,1,1-Trichloroethane (ug/L)	1,1,1,2,2-Tetrachloroethane (ug/L)	1,1,2-Trichloroethane (ug/L)	1,1-Dichloroethane (ug/L)	1,1-Dichloroethane (ug/L)	1,1-Dichloropropene (ug/L)	1,2,3-Trichloropropane (ug/L)	1,2-Dibromo-3-chloropropane (ug/L)	1,2-Dibromoethane (ug/L)	1,2-Dichlorobenzene (ug/L)	1,2-Dichloroethane (ug/L)	1,2-Dichloropropane (ug/L)	1,3-Dichloropropane (ug/L)	1,4-Dichlorobenzene (ug/L)
3/4/20	1.00 U	1.00 U	1.00 U	1.00 U	1.00 U	1.00 U	1.00 U	1.00 U	1.00 U	1.00 U	1.00 U	1.00 U	1.00 U	1.00 U	1.00 U
7/28/20	1.00 U	1.00 U	1.00 U	1.00 U	1.00 U	1.00 U	1.00 U	1.00 U	0.05 U	0.02 U	1.00 U	1.00 U	1.00 U	1.00 U	1.00 U
3/23/21	1.00 U	1.00 U	1.00 U	1.00 U	1.00 U	1.00 U	1.00 U	1.00 U	0.05 U	0.02 U	1.00 U	1.00 U	1.00 U	1.00 U	1.00 U
9/2/21	1.00 U	1.00 U	1.00 U	1.00 U	1.00 U	1.00 U	1.00 U	1.00 U	0.05 U	0.02 U	1.00 U	1.00 U	1.00 U	1.00 U	1.00 U

Gude Landfill
Monitoring Location MW-3A - Volatile Organic Compounds

Printed 12/10/21

	2,2-Dichloropropane (ug/L)	2-Butanone (ug/L)	2-Hexanone (ug/L)	4-Methyl-2-Pentanone (ug/L)	Acetone (ug/L)	Acrylonitrile (ug/L)	Benzene (ug/L)	Bromochloromethane (ug/L)	Bromodichloromethane (ug/L)	Bromoform (ug/L)	Bromomethane (ug/L)	Carbon Disulfide (ug/L)	Carbon Tetrachloride (ug/L)	Chlorobenzene (ug/L)	Chloroethane (ug/L)
MCL/ GWPS							5		80	80			5	100	
7/29/10	1.00 U	10.00 U	5.00 U	5.00 U	5.00 U	10.00 U	1.00 U	1.00 U	1.00 U	5.00 U	1.00 U	1.00 U	1.00 U	1.00 U	1.00 U
9/20/10	2.00 U	2.00 U	2.00 U	2.00 U	2.00 U	2.00 U	2.00 U	2.00 U	2.00 U	2.00 U	2.00 U	5.00 U	2.00 U	2.00 U	2.00 U
4/20/11	--	5.00 U	5.00 U	5.00 U	5.00 U	5.00 U	1.00 U	1.00 U	1.00 U	1.00 U	1.00 U	1.00 U	1.00 U	1.00 U	1.00 U
9/15/11	--	5.00 U	5.00 U	5.00 U	5.00 U	5.00 U	1.00 U	1.00 U	1.00 U	1.00 U	1.00 U	1.00 U	1.00 U	1.00 U	1.00 U
3/12/12	--	5.00 U	5.00 U	5.00 U	5.00 U	5.00 U	1.00 U	1.00 U	1.00 U	1.00 U	1.00 U	1.00 U	1.00 U	1.00 U	1.00 U
9/10/12	1.00 U	5.00 U	5.00 U	5.00 U	5.00 U	5.00 U	1.00 U	1.00 U	1.00 U	1.00 U	1.00 U	5.00 U	1.00 U	1.00 U	1.00 U
3/21/13	1.00 U	5.00 U	5.00 U	5.00 U	5.00 U	5.00 U	1.00 U	1.00 U	1.00 U	1.00 U	1.00 U	5.00 U	1.00 U	1.00 U	1.00 U
9/16/13	1.00 U	5.00 U	5.00 U	5.00 U	5.00 U	5.00 U	1.00 U	1.00 U	1.00 U	1.00 U	1.00 U	5.00 U	1.00 U	1.00 U	1.00 U
3/11/14	1.00 U	5.00 U	5.00 U	5.00 U	5.00 U	5.00 U	1.00 U	--	1.00 U	1.00 U	1.00 U	5.00 U	1.00 U	1.00 U	1.00 U
9/3/14	1.00 U	5.00 U	5.00 U	5.00 U	5.00 U	5.00 U	1.00 U	1.00 U	1.00 U	1.00 U	1.00 U	5.00 U	1.00 U	1.00 U	1.00 U
3/23/15	1.00 U	5.00 U	5.00 U	5.00 U	5.00 U	5.00 U	1.00 U	1.00 U	1.00 U	1.00 U	1.00 U	5.00 U	1.00 U	1.00 U	1.00 U
9/2/15	1.00 U	5.00 U	5.00 U	5.00 U	5.00 U	5.00 U	1.00 U	1.00 U	1.00 U	1.00 U	1.00 U	5.00 U	1.00 U	1.00 U	1.00 U
3/22/16	1.00 U	5.00 U	5.00 U	5.00 U	5.00 U	5.00 U	1.00 U	1.00 U	1.00 U	1.00 U	1.00 U	5.00 U	1.00 U	1.00 U	1.00 U
9/1/16	1.00 U	5.00 U	5.00 U	5.00 U	5.00 U	5.00 U	1.00 U	1.00 U	1.00 U	1.00 U	1.00 U	5.00 U	1.00 U	1.00 U	1.00 U
3/9/17	1.00 U	5.00 U	5.00 U	5.00 U	5.00 U	5.00 U	1.00 U	1.00 U	1.00 U	1.00 U	1.00 U	5.00 U	1.00 U	1.00 U	1.00 U
9/13/17	1.00 U	5.00 U	5.00 U	5.00 U	5.00 U	5.00 U	1.00 U	1.00 U	1.00 U	1.00 U	1.00 U	5.00 U	1.00 U	1.00 U	1.00 U
4/2/18	1.00 U	5.00 U	5.00 U	5.00 U	5.00 U	5.00 U	1.00 U	1.00 U	1.00 U	1.00 U	1.00 U	5.00 U	1.00 U	1.00 U	1.00 U
9/5/18	1.00 U	5.00 U	5.00 U	5.00 U	5.00 U	5.00 U	1.00 U	1.00 U	1.00 U	1.00 U	1.00 U	5.00 U	1.00 U	1.00 U	1.00 U
4/11/19	1.00 U	5.00 U	5.00 U	5.00 U	5.30 B	5.00 U	1.00 U	1.00 U	1.00 U	1.00 U	1.00 U	1.00 U	1.00 U	1.00 U	1.00 U
7/31/19	1.00 U	5.00 U	5.00 U	5.00 U	5.00 U	5.00 U	1.00 U	1.00 U	1.00 U	1.00 U	1.00 U	1.00 U	1.00 U	1.00 U	1.00 U

Shaded concentrations represent MCL/GWPS exceedances

Printed on Recycled Paper

Gude Landfill
Monitoring Location MW-3A - Volatile Organic Compounds

Printed 12/10/21

	2,2-Dichloropropane (ug/L)	2-Butanone (ug/L)	2-Hexanone (ug/L)	4-Methyl-2-Pentanone (ug/L)	Acetone (ug/L)	Acrylonitrile (ug/L)	Benzene (ug/L)	Bromochloromethane (ug/L)	Bromodichloromethane (ug/L)	Bromoform (ug/L)	Bromomethane (ug/L)	Carbon Disulfide (ug/L)	Carbon Tetrachloride (ug/L)	Chlorobenzene (ug/L)	Chloroethane (ug/L)
3/4/20	1.00 U	5.00 U	5.00 U	5.00 U	5.00 U	5.00 U	1.00 U	1.00 U	1.00 U	1.00 U	1.00 U	1.00 U	1.00 U	1.00 U	1.00 U
7/28/20	1.00 U	5.00 U	5.00 U	5.00 U	5.00 U	5.00 U	1.00 U	1.00 U	1.00 U	1.00 U	1.00 U	1.00 U	1.00 U	1.00 U	1.00 U
3/23/21	1.00 U	5.00 U	5.00 U	5.00 U	5.00 U	5.00 U	1.00 U	1.00 U	1.00 U	1.00 U	1.00 U	1.00 U	1.00 U	1.00 U	1.00 U
9/2/21	1.00 U	5.00 U	5.00 U	5.00 U	5.00 U	5.00 U	1.00 U	1.00 U	1.00 U	1.00 U	1.00 U	1.00 U	1.00 U	1.00 U	1.00 U

Gude Landfill

Printed 12/10/21

Monitoring Location MW-3A - Volatile Organic Compounds

	Chloroform (ug/L)	Chloromethane (ug/L)	cis-1,2-Dichloroethene (ug/L)	cis-1,3-Dichloropropene (ug/L)	Dibromochloromethane (ug/L)	Ethylbenzene (ug/L)	m&p-Xylene (ug/L)	Methyl Iodide (ug/L)	Methyl Tertiary Butyl Ether (ug/L)	Methylene Bromide (ug/L)	Methylene Chloride (ug/L)	o-Xylene (ug/L)	Styrene (ug/L)	Tetrachloroethene (ug/L)	Toluene (ug/L)
MCL/ GWPS	80		70		80	700	10000				5	10000	100	5	1000
7/29/10	1.00	1.00 U	1.00 U	1.00 U	1.00 U	1.00 U	2.00 U	20.00 U	--	1.00 U	1.00 U	1.00 U	1.00 U	1.00 U	1.00 U
9/20/10	1.46 J	2.00 U	2.00 U	2.00 U	2.00 U	2.00 U	4.00 U	2.00 U	2.00 U	2.00 U	2.00 U	2.00 U	2.00 U	2.00 U	2.00 U
4/20/11	1.50	1.00 U	1.00 U	1.00 U	1.00 U	1.00 U	--	1.00 U	2.00 U	1.00 U	1.00 U	--	1.00 U	1.00 U	1.00 U
9/15/11	1.60	1.00 U	1.00 U	1.00 U	1.00 U	1.00 U	--	1.00 U	2.00 U	1.00 U	1.00 U	--	1.00 U	1.00 U	1.00 U
3/12/12	1.80	1.00 U	1.00 U	1.00 U	1.00 U	1.00 U	--	1.00 U	1.00 U	1.00 U	1.00 U	--	1.00 U	1.00 U	1.00 U
9/10/12	1.00 U	1.00 U	1.00 U	1.00 U	1.00 U	1.00 U	2.00 U	5.00 U	5.00 U	1.00 U	1.00 U	1.00 U	1.00 U	1.00 U	1.00 U
3/21/13	1.15	1.00 U	1.00 U	1.00 U	1.00 U	1.00 U	2.00 U	5.00 U	5.00 U	1.00 U	1.00 U	1.00 U	1.00 U	1.00 U	1.00 U
9/16/13	1.64	1.00 U	1.00 U	1.00 U	1.00 U	1.00 U	2.00 U	5.00 U	5.00 U	1.00 U	1.00 U	1.00 U	1.00 U	1.00 U	1.00 U
3/11/14	2.50	1.00 U	1.00 U	1.00 U	1.00 U	1.00 U	2.00 U	5.00 U	5.00 U	1.00 U	1.00 U	1.00 U	1.00 U	1.00 U	1.00 U
9/3/14	2.19	1.00 U	1.00 U	1.00 U	1.00 U	1.00 U	2.00 U	5.00 U	5.00 U	1.00 U	1.00 U	1.00 U	1.00 U	1.00 U	1.00 U
3/23/15	1.44	1.00 U	1.00 U	1.00 U	1.00 U	1.00 U	2.00 U	5.00 U	5.00 U	1.00 U	1.00 U	1.00 U	1.00 U	1.00 U	1.00 U
9/2/15	1.28	1.00 U	1.00 U	1.00 U	1.00 U	1.00 U	2.00 U	5.00 U	5.00 U	1.00 U	1.00 U	1.00 U	1.00 U	1.00 U	1.00 U
3/22/16	1.00 U	1.00 U	1.00 U	1.00 U	1.00 U	1.00 U	2.00 U	5.00 U	5.00 U	1.00 U	1.00 U	1.00 U	1.00 U	1.00 U	1.00 U
9/1/16	1.14	1.00 U	1.00 U	1.00 U	1.00 U	1.00 U	2.00 U	5.00 U	5.00 U	1.00 U	1.00 U	1.00 U	1.00 U	1.00 U	1.00 U
3/9/17	1.01	1.00 U	1.00 U	1.00 U	1.00 U	1.00 U	2.00 U	5.00 U	5.00 U	1.00 U	1.00 U	1.00 U	1.00 U	1.00 U	1.00 U
9/13/17	1.00 U	1.00 U	1.00 U	1.00 U	1.00 U	1.00 U	2.00 U	5.00 U	5.00 U	1.00 U	1.00 U	1.00 U	1.00 U	1.00 U	1.00 U
4/2/18	1.00 U	1.00 U	1.00 U	1.00 U	1.00 U	1.00 U	2.00 U	5.00 U	5.00 U	1.00 U	1.00 U	1.00 U	1.00 U	1.00 U	1.00 U
9/5/18	1.12	1.00 U	1.00 U	1.00 U	1.00 U	1.00 U	2.00 U	5.00 U	5.00 U	1.00 U	1.00 U	1.00 U	1.00 U	1.00 U	1.00 U
4/11/19	2.30	1.00 U	1.00 U	1.00 U	1.00 U	1.00 U	1.00 U	1.00 U	1.00 U	1.00 U	1.00 U	1.00 U	1.00 U	1.00 U	1.00 U
7/31/19	2.00	1.00 U	1.00 U	1.00 U	1.00 U	1.00 U	1.00 U	1.00 U	1.00 U	1.00 U	1.00 U	1.00 U	1.00 U	1.00 U	1.00 U

Shaded concentrations represent MCL/GWPS exceedances

Printed on Recycled Paper

Gude Landfill
Monitoring Location MW-3A - Volatile Organic Compounds

Printed 12/10/21

	Chloroform (ug/L)	Chloromethane (ug/L)	cis-1,2-Dichloroethene (ug/L)	cis-1,3-Dichloropropene (ug/L)	Dibromochloromethane (ug/L)	Ethylbenzene (ug/L)	m&p-Xylene (ug/L)	Methyl Iodide (ug/L)	Methyl Tertiary Butyl Ether (ug/L)	Methylene Bromide (ug/L)	Methylene Chloride (ug/L)	o-Xylene (ug/L)	Styrene (ug/L)	Tetrachloroethene (ug/L)	Toluene (ug/L)
3/4/20	2.00	1.00 U	1.00 U	1.00 U	1.00 U	1.00 U	1.00 U	1.00 U	1.00 U	1.00 U	1.00 U	1.00 U	1.00 U	1.00 U	1.00 U
7/28/20	2.20	1.00 U	1.00 U	1.00 U	1.00 U	1.00 U	1.00 U	1.00 U	1.00 U	1.00 U	1.00 U	1.00 U	1.00 U	1.00 U	1.00 U
3/23/21	1.70	1.00 U	1.00 U	1.00 U	1.00 U	1.00 U	1.00 U	1.00 U	1.00 U	1.00 U	1.00 U	1.00 U	1.00 U	1.00 U	1.00 U
9/2/21	1.60	1.00 U	1.00 U	1.00 U	1.00 U	1.00 U	1.00 U	1.00 U	1.00 U	1.00 U	1.00 U	1.00 U	1.00 U	1.00 U	1.00 U

Gude Landfill

Printed 12/10/21

Monitoring Location MW-3A - Volatile Organic Compounds

	trans-1,2-Dichloroethene (ug/L)	trans-1,3-Dichloropropene (ug/L)	trans-1,4-Dichloro-2-butene (ug/L)	Trichloroethene (ug/L)	Trichlorofluoromethane (ug/L)	Vinyl Acetate (ug/L)	Vinyl Chloride (ug/L)	Xylene (ug/L)
MCL/ GWPS	100			5			2	10000
7/29/10	1.00 U	1.00 U	5.00 U	1.00 U	1.00 U	1.00 U	1.00 U	--
9/20/10	2.00 U	2.00 U	2.00 U	2.00 U	2.00 U	2.00 U	2.00 U	--
4/20/11	1.00 U	1.00 U	5.00 U	1.00 U	1.00 U	1.00 U	1.00 U	1.00 U
9/15/11	1.00 U	1.00 U	5.00 U	1.00 U	1.00 U	1.00 U	1.00 U	1.00 U
3/12/12	1.00 U	1.00 U	5.00 U	1.00 U	1.00 U	1.00 U	1.00 U	1.00 U
9/10/12	1.00 U	1.00 U	5.00 U	1.00 U	1.00 U	5.00 U	1.00 U	--
3/21/13	1.00 U	1.00 U	5.00 U	1.00 U	1.00 U	5.00 U	1.00 U	--
9/16/13	1.00 U	1.00 U	5.00 U	1.00 U	1.00 U	5.00 U	1.00 U	--
3/11/14	1.00 U	1.00 U	5.00 U	1.00 U	1.00 U	5.00 U	1.00 U	--
9/3/14	1.00 U	1.00 U	5.00 U	1.00 U	1.00 U	5.00 U	1.00 U	--
3/23/15	1.00 U	1.00 U	5.00 U	1.00 U	1.00 U	5.00 U	1.00 U	--
9/2/15	1.00 U	1.00 U	5.00 U	1.00 U	1.00 U	5.00 U	1.00 U	--
3/22/16	1.00 U	1.00 U	5.00 U	1.00 U	1.00 U	5.00 U	1.00 U	--
9/1/16	1.00 U	1.00 U	5.00 U	1.00 U	1.00 U	5.00 U	1.00 U	--
3/9/17	1.00 U	1.00 U	5.00 U	1.00 U	1.00 U	5.00 U	1.00 U	--
9/13/17	1.00 U	1.00 U	5.00 U	1.00 U	1.00 U	5.00 U	1.00 U	--
4/2/18	1.00 U	1.00 U	5.00 U	1.00 U	1.00 U	5.00 U	1.00 U	--
9/5/18	1.00 U	1.00 U	5.00 U	1.00 U	1.00 U	5.00 U	1.00 U	--
4/11/19	1.00 U	1.00 U	1.00 U	1.00 U	1.00 U	1.00 U	1.00 U	--
7/31/19	1.00 U	1.00 U	1.00 U	1.00 U	1.00 U	1.00 U	1.00 U	--

Gude Landfill

Printed 12/10/21

Monitoring Location MW-3A - Volatile Organic Compounds

	trans-1,2-Dichloroethene (ug/L)	trans-1,3-Dichloropropene (ug/L)	trans-1,4-Dichloro-2-butene (ug/L)	Trichloroethene (ug/L)	Trichlorofluoromethane (ug/L)	Vinyl Acetate (ug/L)	Vinyl Chloride (ug/L)	Xylene (ug/L)
3/4/20	1.00 U	1.00 U	1.00 U	1.00 U	1.00 U	1.00 U	1.00 U	--
7/28/20	1.00 U	1.00 U	1.00 U	1.00 U	1.00 U	1.00 U	1.00 U	--
3/23/21	1.00 U	1.00 U	1.00 U	1.00 U	1.00 U	1.00 U	1.00 U	--
9/2/21	1.00 U	1.00 U	1.00 U	1.00 U	1.00 U	1.00 U	1.00 U	--

Gude Landfill
Monitoring Location MW-3B - General Parameters

Printed 12/10/21

	Alkalinity (mg/L)	Ammonia Nitrogen (mg/L)	Chemical Oxygen Demand (mg/L)	Chloride (mg/L)	Cyanide, Total (mg/L)	Dissolved Oxygen, Field (mg/L)	Hardness (mg/L)	Nitrate (mg/L)	Nitrate+Nitrite (mg/L)	Nitrite (mg/L)	ORP, Field (mV)	pH, Field (SU)	pH, Lab (SU)	Specific Conductivity, Field (uS/cm)
MCL/ GWPS					0.2			10		1				
7/29/10	--	--	--	--	0.050 U	--	--	--	--	--	--	--	--	--
9/20/10	160.0	0.20 U	10.0 U	2.5000 U	--	--	100.0	0.2000 U	0.20 U	0.05 U	--	--	--	--
4/20/11	110.0	0.20 U	22.4	4.5900	--	--	66.0	0.2000 U	0.25	0.07	--	--	--	--
9/15/11	80.0	0.20 U	7.6	2.5700	--	--	45.0	0.2000 U	0.20 U	0.05 U	--	--	--	--
3/12/12	111.0	0.20 U	6.7	3.4900	--	--	114.0	0.2000 U	0.20 U	0.05 U	--	--	--	--
9/10/12	137.0	0.20 U	10.0 U	3.4600	--	--	188.0	0.2000 U	0.20 U	0.05 U	--	--	--	--
3/21/13	118.0	0.20 U	10.0 U	2.7600	--	7.72	132.0	0.2000 U	0.20 U	0.05 U	433.0	8.03	--	161.1
9/16/13	123.0	0.20 U	10.0 U	3.0500	--	8.33	162.0	0.2000 U	0.20 U	0.05 U	311.0	7.59	--	221.9
3/11/14	112.0	0.20 U	10.0 U	2.6300	--	9.23	130.0	0.2000 U	--	--	269.0	7.11	--	214.0
9/3/14	105.0	0.20 U	10.0 U	2.5000 U	--	7.50	118.0	0.2000 U	0.20 U	0.05 U	311.0	7.32	--	146.9
3/23/15	94.0	0.20 U	10.0 U	2.5000 U	--	7.20	100.0	0.2000 U	0.20 U	0.05 U	390.0	7.49	--	184.6
9/2/15	81.0	0.20 U	10.0 U	2.5800	--	9.02	66.0	0.2000 U	0.20 U	0.05 U	286.0	7.00	--	184.0
3/22/16	86.0	0.20 U	10.0 U	2.5300	--	0.00	78.0	0.2000 U	0.20 U	0.05 U	333.0	7.42	--	191.6
9/1/16	234.0	0.20 U	10.0 U	479.0000	--	4.84	590.0	0.2000 U	0.20 U	0.05 U	360.0	6.81	--	153.0
3/9/17	91.0	0.20 U	10.0 U	2.5000 J	--	5.24	70.0	0.2000 U	0.20 U	0.05 U	410.0	6.97	--	197.7
9/13/17	65.0	0.20 U	10.0 U	2.7600	--	3.77	72.0	0.2000 U	0.20 U	0.05 U	310.0	6.94	--	157.6
4/2/18	78.0	0.20 U	10.0 U	2.9500	--	--	67.3	0.2000 U	0.20 U	0.05 U	178.0	7.36	--	151.5
9/5/18	75.7	0.20 U	10.0 U	2.5100	--	--	59.3	0.2000 U	0.20 U	0.05 U	239.0	6.84	--	177.4
4/11/19	60.5	0.10 U	6.0	3.1000	--	3.65	41.6 B	0.2000 J	--	--	84.7	6.87	6.93	197.5

Gude Landfill
Monitoring Location MW-3B - General Parameters

Printed 12/10/21

	Alkalinity (mg/L)	Ammonia Nitrogen (mg/L)	Chemical Oxygen Demand (mg/L)	Chloride (mg/L)	Cyanide, Total (mg/L)	Dissolved Oxygen, Field (mg/L)	Hardness (mg/L)	Nitrate (mg/L)	Nitrate+Nitrite (mg/L)	Nitrite (mg/L)	ORP, Field (mV)	pH, Field (SU)	pH, Lab (SU)	Specific Conductivity, Field (uS/cm)
7/31/19	42.2	0.10 U	11.5	3.6000	--	6.46	28.5	0.2000 U	--	--	106.2	6.43	2.14	86.0
3/4/20	21.0	0.10 U	3.0 U	2.7000	--	8.10	15.3	0.2000 U	--	--	262.2	5.78	6.25	44.6
7/28/20	22.2	0.10 U	17.0	2.9000	--	7.80	15.7	0.2000 U	--	--	156.1	6.45	6.51	100.1
3/23/21	21.1	0.10 U	3.0 U	2.8400	--	9.60	16.3	0.1430	--	--	154.2	6.67	6.53	56.1
9/2/21	134.0	0.05 U	10.6	2.0800	--	0.94	94.5	0.0170	--	--	-37.7	7.45	7.18	243.5

Gude Landfill
Monitoring Location MW-3B - General Parameters

	Specific Conductivity, Lab (umhos/cm)	Sulfate, total (mg/L)	Sulfide (mg/L)	Temperature, field (°C)	Total Dissolved Solids (mg/L)	Total Suspended Solids (mg/L)	Turbidity (NTU)	Turbidity, Field (NTU)
MCL/ GWPS								
7/29/10	--	--	3.0 U	--	--	--	--	--
9/20/10	--	13.50	--	--	332.0	--	42.000	--
4/20/11	--	165.00 J	--	--	472.0	--	2130.000	--
9/15/11	--	36.90	--	--	188.0	--	--	--
3/12/12	--	65.70	--	--	268.0	--	--	--
9/10/12	--	94.40	--	--	292.0	--	--	--
3/21/13	--	52.60	--	13.5	158.0	--	--	11.30
9/16/13	--	43.20	--	14.3	242.0	--	--	22.70
3/11/14	--	29.40	--	14.3	228.0	--	--	27.80
9/3/14	--	23.60	--	15.6	256.0	--	--	30.10
3/23/15	--	11.60	--	7.8	142.0	--	--	4.40
9/2/15	--	5.74	--	22.0	63.0	--	--	3.44
3/22/16	--	10.80	--	13.0	107.0	--	--	5.20
9/1/16	--	65.50	--	15.3	1240.0	--	--	0.00
3/9/17	--	16.40	--	14.6	40.0	--	--	4.00
9/13/17	--	7.33	--	15.0	104.0	--	--	2.00
4/2/18	--	11.70	--	9.2	125.0	--	--	11.50
9/5/18	--	11.50	--	13.6	118.0	--	--	1.40
4/11/19	145.0	47.50	--	12.7	100.0	37.9	8.630	12.80

Gude Landfill

Monitoring Location MW-3B - General Parameters

	Specific Conductivity, Lab (umhos/cm)	Sulfate, total (mg/L)	Sulfide (mg/L)	Temperature, field (°C)	Total Dissolved Solids (mg/L)	Total Suspended Solids (mg/L)	Turbidity (NTU)	Turbidity, Field (NTU)
7/31/19	91.4	2.90	--	20.0	73.0	9.2	9.260	16.50
3/4/20	47.7	1.00 U	--	14.4	48.0	6.8	3.250	0.70
7/28/20	53.6	1.66	--	17.2	54.3	7.1	4.800	9.00
3/23/21	54.1	0.90	--	14.3	46.5	9.1	4.880	2.13
9/2/21	251.0	12.20	--	15.1	166.0 B	186.0	16.200	29.50

Gude Landfill
Monitoring Location MW-3B - Dissolved Metals

Printed 12/10/21

	Antimony, dissolved (mg/L)	Arsenic, dissolved (mg/L)	Barium, dissolved (mg/L)	Beryllium, dissolved (mg/L)	Cadmium, dissolved (mg/L)	Calcium, dissolved (mg/L)	Chromium, dissolved (mg/L)	Cobalt, dissolved (mg/L)	Copper, dissolved (mg/L)	Iron, dissolved (mg/L)	Lead, dissolved (mg/L)	Magnesium, dissolved (mg/L)	Manganese, dissolved (mg/L)	Mercury, dissolved (mg/L)
MCL/ GWPS	0.006	0.01	2	0.004	0.005		0.1				0.015			0.002
4/20/11	0.005 U	0.005 U	0.013	0.005 U	0.005 U	18.6	0.01 U	0.01 U	0.005 U	0.5 U	0.005 U	3.5	0.029	0.0002 U
9/15/11	--	--	--	--	--	--	--	--	--	--	--	--	--	--
3/12/12	--	--	--	--	--	--	--	--	--	--	--	--	--	--
9/10/12	0.005 U	0.005 U	0.022	0.005 U	0.005 U	34.2	0.01 U	0.01 U	0.005 U	0.2	0.005 U	7.4	0.233	0.0002 U
3/21/13	0.005 U	0.005 U	0.015	0.005 U	0.005 U	26.3	0.01 U	0.01 U	0.005 U	0.2 U	0.005 U	4.0	0.013	0.0002 U
9/16/13	0.005 U	0.005 U	0.014	0.005 U	0.005 U	31.0	0.01 U	0.01 U	0.005 U	0.2 U	0.005 U	4.4	0.026	0.0002 U
3/11/14	0.005 U	0.005 U	0.016	0.005 U	0.005 U	28.1	0.01 U	0.01 U	0.005 U	0.2 U	0.005 U	4.5	0.012	0.0002 U
9/3/14	0.005 U	0.005 U	0.014	0.005 U	0.005 U	24.0	0.01 U	0.01 U	0.005 U	0.2 U	0.005 U	3.7	0.018	0.0002 U
3/23/15	0.002 U	0.002 U	0.010	0.002 U	0.004 U	26.0	0.01 U	0.01 U	0.010 U	0.0 U	0.002 U	3.6	0.005 U	0.0002 U
9/2/15	0.001 U	0.001 U	0.030	0.001 U	0.001 U	23.0	0.01 U	0.01 U	0.005 U	0.0 U	0.001 U	2.8	0.015	0.0002 U
3/22/16	0.002 U	0.002 U	0.015	0.002 U	0.002 U	22.9	0.00 U	0.00 U	0.002 U	0.2 U	0.002 U	3.4	0.002 U	0.0002 U
9/1/16	0.002 U	0.002 U	0.019	0.002 U	0.002 U	19.0	0.00	0.00 U	0.002 U	0.2 U	0.002 U	2.8	0.002	0.0002 U
3/9/17	0.002 U	0.002 U	0.009	0.002 U	0.002 U	19.1	0.00 U	0.00 U	0.002 U	0.2 U	0.002 U	2.9	0.005	0.0002 U
9/13/17	0.002 U	0.002 U	0.016	0.002 U	0.002 U	15.4	0.00 U	0.00 U	0.002 U	0.2 U	0.002 U	2.5	0.002 U	0.0002 U
4/2/18	0.002 U	0.002 U	0.007	0.002 U	0.002 U	20.0	0.00 U	0.00 U	0.002 U	0.1 U	0.002 U	2.9	0.005	0.0002 U
9/5/18	0.002 U	0.002 U	0.009	0.002 U	0.002 U	16.3	0.00 U	0.00 U	0.002 U	0.1 U	0.002 U	2.6	0.002 U	0.0002 U

Gude Landfill

Printed 12/10/21

Monitoring Location MW-3B - Dissolved Metals

	Nickel, dissolved (mg/L)	Potassium, dissolved (mg/L)	Selenium, dissolved (mg/L)	Silver, dissolved (mg/L)	Sodium, dissolved (mg/L)	Thallium, dissolved (mg/L)	Vanadium, dissolved (mg/L)	Zinc, dissolved (mg/L)
MCL/ GWPS			0.05			0.002		
4/20/11	0.01 U	6.4	0.005 U	0.01 U	103.0	0.005 U	0.01	0.005 U
9/15/11	0.01	--	--	--	--	--	--	--
3/12/12	0.04	--	--	--	--	--	--	--
9/10/12	0.28	5.1	0.005 U	0.01 U	53.8	0.005 U	0.01 U	0.005 U
3/21/13	0.04	2.6	0.005 U	0.01 U	34.6	0.005 U	0.01 U	0.005 U
9/16/13	0.11	2.6	0.005 U	0.01 U	30.9	0.005 U	0.01 U	0.005 U
3/11/14	0.01 U	2.2	0.005 U	0.01 U	18.5	0.005 U	0.01 U	0.006
9/3/14	0.01 U	2.0	0.005 U	0.01 U	17.6	0.005 U	0.01 U	0.008
3/23/15	0.01 U	1.3	0.035 U	0.01 U	10.0	0.002 U	0.01 U	0.010 U
9/2/15	0.01 U	1.3	0.005 U	0.00 U	9.0	0.001 U	0.01 U	0.005 U
3/22/16	0.00 U	1.4	0.002 U	0.00 U	10.4	0.001 U	0.00 U	0.002 U
9/1/16	0.00 U	1.2	0.002 U	0.00 U	9.3	0.001 U	0.00 U	0.002
3/9/17	0.00 U	1.2	0.002 U	0.00 U	17.4	0.001 U	0.00 U	0.003
9/13/17	0.00 U	1.0	0.002 U	0.00 U	8.4	0.001 U	0.00 U	0.003
4/2/18	0.00 U	1.3	0.002 U	0.00 U	14.6	0.001 U	0.00 U	0.006
9/5/18	0.00 U	1.2	0.002 U	0.00 U	11.3	0.001 U	0.00 U	0.003

Gude Landfill
Monitoring Location MW-3B - Total Metals

Printed 12/10/21

	Antimony, total (mg/L)	Arsenic, total (mg/L)	Barium, total (mg/L)	Beryllium, total (mg/L)	Cadmium, total (mg/L)	Calcium, total (mg/L)	Chromium, total (mg/L)	Cobalt, total (mg/L)	Copper, total (mg/L)	Iron, total (mg/L)	Lead, total (mg/L)	Magnesium, total (mg/L)
MCL/ GWPS	0.006	0.01	2	0.004	0.005		0.1				0.015	
7/29/10	0.0006 J	0.0091	0.2100	0.0020	0.0010 U	--	0.0740	0.0270	0.0860	--	0.04900	--
9/20/10	0.0050 U	0.0050 U	0.0943	0.0050 U	0.0050 U	10.70	0.0246	0.0050 U	0.0125	1.3300	0.00500 U	0.715
4/20/11	0.0050 U	0.0050 U	0.2370	0.0050 U	0.0050 U	63.00	0.0180	0.0270	0.0533	9.6200	0.04100	10.600
9/15/11	0.0050 U	0.0050 U	0.1750	0.0100 U	0.0050 U	57.40	0.0129	0.0064	0.0184	3.8900	0.01100	5.360
3/12/12	0.0050 U	0.0050 U	0.0994	0.0050 U	0.0050 U	42.30	0.0409	0.0120	0.0403	19.4000	0.01380	11.700
9/10/12	0.0050 U	0.0050 U	0.1300	0.0050 U	0.0050 U	61.80	0.1840	0.0243	0.1050	19.1500	0.01630	11.300
3/21/13	0.0050 U	0.0050 U	0.0643	0.0050 U	0.0050 U	44.40	0.0478	0.0093	0.0308	8.8900	0.00869	7.410
9/16/13	0.0050 U	0.0050 U	0.1200	0.0050 U	0.0050 U	54.50	0.1240	0.0157	0.0540	24.9000	0.01710	12.000
3/11/14	0.0050 U	0.0050 U	0.0491	0.0050 U	0.0050 U	34.30	0.0530	0.0058	0.0258	5.6800	0.00773	6.810
9/3/14	0.0050 U	0.0050 U	0.0808	0.0050 U	0.0050 U	33.30	0.0655	0.0113	0.0467	11.4000	0.01340	7.090
3/23/15	0.0020 U	0.0020 U	0.0100 U	0.0020 U	0.0040 U	26.00	0.0100 U	0.0100 U	0.0100 U	0.2400	0.00200 U	3.600
9/2/15	0.0010 U	0.0010 U	0.0300	0.0010 U	0.0005 U	23.00	0.0050 U	0.0050 U	0.0050 U	0.1300	0.00100 U	2.800
3/22/16	0.0020 U	0.0020 U	0.0135	0.0020 U	0.0020 U	24.50	0.0020 U	0.0020 U	0.0020 U	0.2550	0.00200 U	3.950
9/1/16	0.0020 U	0.0026	0.3040	0.0020 U	0.0020 U	106.00	0.0061	0.7460	0.0092	3.9200	0.00200 U	77.400
3/9/17	0.0050 U	0.0050 U	0.0146	0.0050 U	0.0050 U	22.80	0.0050 U	0.0050 U	0.0050 U	0.2400	0.00500 U	3.730
9/13/17	0.0050 U	0.0050 U	0.0209	0.0050 U	0.0050 U	19.40	0.0050 U	0.0050 U	0.0050 U	0.2710	0.00500 U	3.340
4/2/18	0.0050 U	0.0050 U	0.0193	0.0050 U	0.0050 U	21.30	0.0050 U	0.0050 U	0.0050	1.2500	0.00500 U	3.440
9/5/18	0.0020 U	0.0020 U	0.0079	0.0020 U	0.0020 U	18.80	0.0041	0.0020 U	0.0020 U	0.4940	0.00200 U	2.960
4/11/19	0.0010 U	0.0010 U	0.0105	0.0010 U	0.0010 U	12.10 B	0.0053	0.0010 U	0.0014	0.6140	0.00100 U	2.770
7/31/19	0.0010 U	0.0010 U	0.0117	0.0010 U	0.0010 U	7.87	0.0185	0.0012	0.0221	0.5840	0.00100 U	2.160
3/4/20	0.0010 U	0.0010 U	0.0046	0.0010 U	0.0010 U	3.47	0.0020	0.0010 U	0.0014	0.2180	0.00100 U	1.620
7/28/20	0.0010 U	0.0010 U	0.0062	0.0010 U	0.0010 U	3.44	0.0065	0.0010 U	0.0038	0.2420	0.00100 U	1.720
3/23/21	0.0010 U	0.0010 U	0.0070	0.0010 U	0.0010 U	3.68	0.0011	0.0010 U	0.0028	0.2340	0.00100 U	1.740

Shaded concentrations represent MCL/GWPS exceedances

Printed on Recycled Paper

Gude Landfill
Monitoring Location MW-3B - Total Metals

Printed 12/10/21

	Antimony, total (mg/L)	Arsenic, total (mg/L)	Barium, total (mg/L)	Beryllium, total (mg/L)	Cadmium, total (mg/L)	Calcium, total (mg/L)	Chromium, total (mg/L)	Cobalt, total (mg/L)	Copper, total (mg/L)	Iron, total (mg/L)	Lead, total (mg/L)	Magnesium, total (mg/L)
9/2/21	0.0010 U	0.0010 U	0.0126	0.0010 U	0.0010 U	30.20	0.0056	0.0012	0.0044	1.3800	0.00209	4.630

**Gude Landfill
Monitoring Location MW-3B - Total Metals**

Printed 12/10/21

	Manganese, total (mg/L)	Mercury, total (mg/L)	Nickel, total (mg/L)	Potassium, total (mg/L)	Selenium, total (mg/L)	Silver, total (mg/L)	Sodium, total (mg/L)	Thallium, total (mg/L)	Tin, total (mg/L)	Vanadium, total (mg/L)	Zinc, total (mg/L)
MCL/ GWPS		0.002			0.05			0.002			
7/29/10	--	0.000200 U	0.0640	--	0.00160	0.0010 U	--	0.0008 J	0.0056	0.05600	0.19000
9/20/10	0.03950	0.000200 U	0.0266	26.000	0.00500 U	0.0050 U	56.70	0.0050 U	--	0.00470 J	0.01230
4/20/11	1.26000	0.000200 U	0.0310	9.540	0.00500 U	0.0050 U	107.00 J	0.0050 U	--	0.02790	0.10800
9/15/11	0.27600	0.000200 U	--	9.110	0.00500 U	0.0050 U	41.00	0.0050 U	--	0.00980	0.03590
3/12/12	0.37100	0.000200 U	--	7.830	0.00500 U	0.0050 U	48.60	0.0050 U	--	0.02200	0.07240
9/10/12	0.58400	0.000200 U	0.0050 U	7.260	0.00500 U	0.0050 U	51.10	0.0050 U	--	0.02160	0.09880
3/21/13	0.33000	0.000200 U	0.0050 U	4.180	0.00500 U	0.0050 U	36.00	0.0050 U	--	0.01120	0.04290
9/16/13	0.46500	0.000308	0.0061	6.490	0.00500 U	0.0050 U	30.10	0.0050 U	--	0.02330	0.08010
3/11/14	0.22100	0.000200 U	0.0605	3.190	0.00500 U	0.0050 U	19.40	0.0050 U	--	0.00683	0.03000
9/3/14	0.38500	0.000200 U	0.0648	3.550	0.00500 U	0.0050 U	17.00	0.0050 U	--	0.01360	0.06120
3/23/15	0.01100	0.000200 U	0.0110 U	1.500	0.03500 U	0.0100 U	12.00	0.0020 U	--	0.01000 U	0.01000 U
9/2/15	0.01000 U	0.000200 U	0.0100 U	1.300	0.00500 U	0.0010 U	9.10	0.0010 U	--	0.00500 U	0.00500 U
3/22/16	0.01150	0.000200 U	0.0020 U	1.670	0.00200 U	0.0020 U	11.40	0.0010 U	--	0.00200 U	0.00200 U
9/1/16	60.10000	0.000200 U	0.0820	4.250	0.00249	0.0020 U	114.00	0.0010 U	--	0.00228	0.04150
3/9/17	0.01430	0.000200 U	0.0050 U	1.420	0.00500 U	0.0050 U	22.40	0.0050 U	--	0.00500 U	0.00554
9/13/17	0.02120	0.000200 U	0.0050 U	1.210	0.00500 U	0.0050 U	11.20	0.0050 U	--	0.00500 U	0.03010
4/2/18	0.07160	0.000200 U	0.0052	1.670	0.00500 U	0.0050 U	14.80	0.0050 U	--	0.00500 U	0.03360
9/5/18	0.01400	0.000200 U	0.0020 U	1.270	0.00200 U	0.0020 U	15.10	0.0010 U	--	0.00200 U	0.00470
4/11/19	0.03220	0.000100 U	0.0036	1.260	0.00100 U	0.0010 U	13.50	0.0010 U	--	0.00119	0.01040
7/31/19	0.02160	0.000100 U	0.0114	1.190	0.00100 U	0.0010 U	6.37	0.0010 U	--	0.00100 U	0.01540 B
3/4/20	0.01020	0.000100 U	0.0012	0.931	0.00100 U	0.0010 U	3.21	0.0010 U	--	0.00100 U	0.01130
7/28/20	0.01180	0.000100 U	0.0055	0.905	0.00100 U	0.0010 U	5.36	0.0010 U	--	0.00100 U	0.00978
3/23/21	0.01690	0.000100 U	0.0015	0.957	0.00100 U	0.0010 U	4.53	0.0010 U	--	0.00100 U	0.01370

Shaded concentrations represent MCL/GWPS exceedances

Printed on Recycled Paper

Gude Landfill
Monitoring Location MW-3B - Total Metals

Printed 12/10/21

	Manganese, total (mg/L)	Mercury, total (mg/L)	Nickel, total (mg/L)	Potassium, total (mg/L)	Selenium, total (mg/L)	Silver, total (mg/L)	Sodium, total (mg/L)	Thallium, total (mg/L)	Tin, total (mg/L)	Vanadium, total (mg/L)	Zinc, total (mg/L)
9/2/21	0.07960	0.000100 U	0.0051	2.380	0.00100 U	0.0010 U	16.80	0.0010 U	--	0.00279	0.00647

Gude Landfill

Printed 12/10/21

Monitoring Location MW-3B - Volatile Organic Compounds

	1,1,1,2-Tetrachloroethane (ug/L)	1,1,1-Trichloroethane (ug/L)	1,1,1,2,2-Tetrachloroethane (ug/L)	1,1,1,2-Trichloroethane (ug/L)	1,1-Dichloroethane (ug/L)	1,1-Dichloroethene (ug/L)	1,1-Dichloropropene (ug/L)	1,2,3-Trichloropropane (ug/L)	1,2-Dibromo-3-chloropropane (ug/L)	1,2-Dibromoethane (ug/L)	1,2-Dichlorobenzene (ug/L)	1,2-Dichloroethane (ug/L)	1,2-Dichloropropane (ug/L)	1,3-Dichloropropane (ug/L)	1,4-Dichlorobenzene (ug/L)
MCL/ GWPS	200			5		7			0.2	0.05	600		5	5	75
7/29/10	1.00 U	1.00 U	1.00 U	1.00 U	1.00 U	1.00 U	1.00 U	1.00 U	10.00 U	1.00 U	1.00 U	1.00 U	1.00 U	1.00 U	1.00 U
9/20/10	2.00 U	2.00 U	2.00 U	2.00 U	2.00 U	2.00 U	2.00 U	2.00 U	2.00 U	2.00 U	2.00 U	2.00 U	2.00 U	2.00 U	2.00 U
4/20/11	1.00 U	1.00 U	1.00 U	1.00 U	1.00 U	1.00 U	--	1.00 U	1.00 U	1.00 U	1.00 U	1.00 U	1.00 U	--	1.00 U
9/15/11	1.00 U	1.00 U	1.00 U	1.00 U	1.00 U	1.00 U	--	1.00 U	1.00 U	1.00 U	1.00 U	1.00 U	1.00 U	--	1.00 U
3/12/12	1.00 U	1.00 U	1.00 U	1.00 U	1.00 U	1.00 U	--	1.00 U	1.00 U	1.00 U	1.00 U	1.00 U	1.00 U	--	1.00 U
9/10/12	1.00 U	1.00 U	1.00 U	1.00 U	1.00 U	1.00 U	1.00 U	1.00 U	1.00 U	1.00 U	1.00 U	1.00 U	1.00 U	1.00 U	1.00 U
3/21/13	1.00 U	1.00 U	1.00 U	1.00 U	1.00 U	1.00 U	1.00 U	1.00 U	1.00 U	1.00 U	1.00 U	1.00 U	1.00 U	1.00 U	1.00 U
9/16/13	1.00 U	1.00 U	1.00 U	1.00 U	1.00 U	1.00 U	1.00 U	1.00 U	1.00 U	1.00 U	1.00 U	1.00 U	1.00 U	1.00 U	1.00 U
3/11/14	1.00 U	1.00 U	1.00 U	1.00 U	1.00 U	1.00 U	1.00 U	1.00 U	1.00 U	1.00 U	--	1.00 U	1.00 U	1.00 U	1.32
9/3/14	1.00 U	1.00 U	1.00 U	1.00 U	1.00 U	1.00 U	1.00 U	1.00 U	1.00 U	1.00 U	1.00 U	1.00 U	1.00 U	1.00 U	1.00 U
3/23/15	1.00 U	1.00 U	1.00 U	1.00 U	1.00 U	1.00 U	1.00 U	1.00 U	1.00 U	1.00 U	1.00 U	1.00 U	1.00 U	1.00 U	1.00 U
9/2/15	1.00 U	1.00 U	1.00 U	1.00 U	1.00 U	1.00 U	1.00 U	1.00 U	1.00 U	1.00 U	1.00 U	1.00 U	1.00 U	1.00 U	1.00 U
3/22/16	1.00 U	1.00 U	1.00 U	1.00 U	1.00 U	1.00 U	1.00 U	1.00 U	1.00 U	1.00 U	1.00 U	1.00 U	1.00 U	1.00 U	1.00 U
9/1/16	1.00 U	1.00 U	1.00 U	1.00 U	1.00 U	1.00 U	1.00 U	1.00 U	1.00 U	1.00 U	1.00 U	1.00 U	1.00 U	1.00 U	1.00 U
3/9/17	1.00 U	1.00 U	1.00 U	1.00 U	1.00 U	1.00 U	1.00 U	1.00 U	1.00 U	1.00 U	1.00 U	1.00 U	1.00 U	1.00 U	1.00 U
9/13/17	1.00 U	1.00 U	1.00 U	1.00 U	1.00 U	1.00 U	1.00 U	1.00 U	1.00 U	1.00 U	1.00 U	1.00 U	1.00 U	1.00 U	1.00 U
4/2/18	1.00 U	1.00 U	1.00 U	1.00 U	1.00 U	1.00 U	1.00 U	1.00 U	1.00 U	1.00 U	1.00 U	1.00 U	1.00 U	1.00 U	1.00 U
9/5/18	1.00 U	1.00 U	1.00 U	1.00 U	1.00 U	1.00 U	1.00 U	1.00 U	1.00 U	1.00 U	1.00 U	1.00 U	1.00 U	1.00 U	1.00 U
4/11/19	1.00 U	1.00 U	1.00 U	1.00 U	1.00 U	1.00 U	1.00 U	1.00 U	1.00 U	1.00 U	1.00 U	1.00 U	1.00 U	1.00 U	1.00 U
7/31/19	1.00 U	1.00 U	1.00 U	1.00 U	1.00 U	1.00 U	1.00 U	1.00 U	1.00 U	1.00 U	1.00 U	1.00 U	1.00 U	1.00 U	1.00 U

Gude Landfill

Printed 12/10/21

Monitoring Location MW-3B - Volatile Organic Compounds

	1,1,1,2-Tetrachloroethane (ug/L)	1,1,1-Trichloroethane (ug/L)	1,1,1,2,2-Tetrachloroethane (ug/L)	1,1,2-Trichloroethane (ug/L)	1,1-Dichloroethane (ug/L)	1,1-Dichloroethane (ug/L)	1,1-Dichloropropene (ug/L)	1,2,3-Trichloropropane (ug/L)	1,2-Dibromo-3-chloropropane (ug/L)	1,2-Dibromoethane (ug/L)	1,2-Dichlorobenzene (ug/L)	1,2-Dichloroethane (ug/L)	1,2-Dichloropropane (ug/L)	1,3-Dichloropropane (ug/L)	1,4-Dichlorobenzene (ug/L)
3/4/20	1.00 U	1.00 U	1.00 U	1.00 U	1.00 U	1.00 U	1.00 U	1.00 U	1.00 U	1.00 U	1.00 U	1.00 U	1.00 U	1.00 U	1.00 U
7/28/20	1.00 U	1.00 U	1.00 U	1.00 U	1.00 U	1.00 U	1.00 U	1.00 U	0.05 U	0.02 U	1.00 U	1.00 U	1.00 U	1.00 U	1.00 U
3/23/21	1.00 U	1.00 U	1.00 U	1.00 U	1.00 U	1.00 U	1.00 U	1.00 U	0.05 U	0.02 U	1.00 U	1.00 U	1.00 U	1.00 U	1.00 U
9/2/21	1.00 U	1.00 U	1.00 U	1.00 U	1.00 U	1.00 U	1.00 U	1.00 U	0.05 U	0.02 U	1.00 U	1.00 U	1.00 U	1.00 U	1.00 U

Gude Landfill

Printed 12/10/21

Monitoring Location MW-3B - Volatile Organic Compounds

	2,2-Dichloropropane (ug/L)	2-Butanone (ug/L)	2-Hexanone (ug/L)	4-Methyl-2-Pentanone (ug/L)	Acetone (ug/L)	Acrylonitrile (ug/L)	Benzene (ug/L)	Bromochloromethane (ug/L)	Bromodichloromethane (ug/L)	Bromoform (ug/L)	Bromomethane (ug/L)	Carbon Disulfide (ug/L)	Carbon Tetrachloride (ug/L)	Chlorobenzene (ug/L)	Chloroethane (ug/L)
MCL/ GWPS							5		80	80			5	100	
7/29/10	1.00 U	10.00 U	5.00 U	5.00 U	5.00 U	10.00 U	1.00 U	1.00 U	1.00 U	5.00 U	1.00 U	1.00 U	1.00 U	1.00 U	1.00 U
9/20/10	2.00 U	2.00 U	2.00 U	2.00 U	2.00 U	2.00 U	2.00 U	2.00 U	2.00 U	2.00 U	2.00 U	5.00 U	2.00 U	2.00 U	2.00 U
4/20/11	--	5.00 U	5.00 U	5.00 U	5.00 U	5.00 U	1.00 U	1.00 U	1.00 U	1.00 U	1.00 U	1.00 U	1.00 U	1.00 U	1.00 U
9/15/11	--	5.00 U	5.00 U	5.00 U	5.00 U	5.00 U	1.00 U	1.00 U	1.00 U	1.00 U	1.00 U	1.00 U	1.00 U	1.00 U	1.00 U
3/12/12	--	5.00 U	5.00 U	5.00 U	5.00 U	5.00 U	1.00 U	1.00 U	1.00 U	1.00 U	1.00 U	1.00 U	1.00 U	1.00 U	1.00 U
9/10/12	1.00 U	5.00 U	5.00 U	5.00 U	5.00 U	5.00 U	1.00 U	1.00 U	1.00 U	1.00 U	1.00 U	5.00 U	1.00 U	1.00 U	1.00 U
3/21/13	1.00 U	5.00 U	5.00 U	5.00 U	5.00 U	5.00 U	1.00 U	1.00 U	1.00 U	1.00 U	1.00 U	5.00 U	1.00 U	1.00 U	1.00 U
9/16/13	1.00 U	5.00 U	5.00 U	5.00 U	5.00 U	5.00 U	1.00 U	1.00 U	1.00 U	1.00 U	1.00 U	5.00 U	1.00 U	1.00 U	1.00 U
3/11/14	1.00 U	5.00 U	5.00 U	5.00 U	5.00 U	5.00 U	1.00 U	--	1.00 U	1.00 U	1.00 U	5.00 U	1.00 U	1.08	1.00 U
9/3/14	1.00 U	5.00 U	5.00 U	5.00 U	5.00 U	5.00 U	1.00 U	1.00 U	1.00 U	1.00 U	1.00 U	5.00 U	1.00 U	1.00 U	1.00 U
3/23/15	1.00 U	5.00 U	5.00 U	5.00 U	5.00 U	5.00 U	1.00 U	1.00 U	1.00 U	1.00 U	1.00 U	5.00 U	1.00 U	1.00 U	1.00 U
9/2/15	1.00 U	5.00 U	5.00 U	5.00 U	5.00 U	5.00 U	1.00 U	1.00 U	1.00 U	1.00 U	1.00 U	5.00 U	1.00 U	1.00 U	1.00 U
3/22/16	1.00 U	5.00 U	5.00 U	5.00 U	6.17	5.00 U	1.00 U	1.00 U	1.00 U	1.00 U	1.00 U	5.00 U	1.00 U	1.00 U	1.00 U
9/1/16	1.00 U	5.00 U	5.00 U	5.00 U	5.00 U	5.00 U	1.00 U	1.00 U	1.00 U	1.00 U	1.00 U	5.00 U	1.00 U	1.00 U	1.00 U
3/9/17	1.00 U	5.00 U	5.00 U	5.00 U	5.00 U	5.00 U	1.00 U	1.00 U	1.00 U	1.00 U	1.00 U	5.00 U	1.00 U	1.00 U	1.00 U
9/13/17	1.00 U	5.00 U	5.00 U	5.00 U	5.00 U	5.00 U	1.00 U	1.00 U	1.00 U	1.00 U	1.00 U	5.00 U	1.00 U	1.00 U	1.00 U
4/2/18	1.00 U	5.00 U	5.00 U	5.00 U	5.00 U	5.00 U	1.00 U	1.00 U	1.00 U	1.00 U	1.00 U	5.00 U	1.00 U	1.00 U	1.00 U
9/5/18	1.00 U	5.00 U	5.00 U	5.00 U	5.00 U	5.00 U	1.00 U	1.00 U	1.00 U	1.00 U	1.00 U	5.00 U	1.00 U	1.00 U	1.00 U
4/11/19	1.00 U	5.00 U	5.00 U	5.00 U	7.20 B	5.00 U	1.00 U	1.00 U	1.00 U	1.00 U	1.00 U	1.00 U	1.00 U	1.00 U	1.00 U
7/31/19	1.00 U	5.00 U	5.00 U	5.00 U	5.00 U	5.00 U	1.00 U	1.00 U	1.00 U	1.00 U	1.00 U	1.00 U	1.00 U	1.00 U	1.00 U

Shaded concentrations represent MCL/GWPS exceedances

Printed on Recycled Paper

Gude Landfill
Monitoring Location MW-3B - Volatile Organic Compounds

Printed 12/10/21

	2,2-Dichloropropane (ug/L)	2-Butanone (ug/L)	2-Hexanone (ug/L)	4-Methyl-2-Pentanone (ug/L)	Acetone (ug/L)	Acrylonitrile (ug/L)	Benzene (ug/L)	Bromochloromethane (ug/L)	Bromodichloromethane (ug/L)	Bromoform (ug/L)	Bromomethane (ug/L)	Carbon Disulfide (ug/L)	Carbon Tetrachloride (ug/L)	Chlorobenzene (ug/L)	Chloroethane (ug/L)
3/4/20	1.00 U	5.00 U	5.00 U	5.00 U	5.00 U	5.00 U	1.00 U	1.00 U	1.00 U	1.00 U	1.00 U	1.00 U	1.00 U	1.00 U	1.00 U
7/28/20	1.00 U	5.00 U	5.00 U	5.00 U	5.00 U	5.00 U	1.00 U	1.00 U	1.00 U	1.00 U	1.00 U	1.00 U	1.00 U	1.00 U	1.00 U
3/23/21	1.00 U	5.00 U	5.00 U	5.00 U	5.00 U	5.00 U	1.00 U	1.00 U	1.00 U	1.00 U	1.00 U	1.00 U	1.00 U	1.00 U	1.00 U
9/2/21	1.00 U	5.00 U	5.00 U	5.00 U	5.00 U	5.00 U	1.00 U	1.00 U	1.00 U	1.00 U	1.00 U	1.00 U	1.00 U	1.00 U	1.00 U

Gude Landfill

Printed 12/10/21

Monitoring Location MW-3B - Volatile Organic Compounds

	Chloroform (ug/L)	Chloromethane (ug/L)	cis-1,2-Dichloroethene (ug/L)	cis-1,3-Dichloropropene (ug/L)	Dibromochloromethane (ug/L)	Ethylbenzene (ug/L)	m&p-Xylene (ug/L)	Methyl Iodide (ug/L)	Methyl Tertiary Butyl Ether (ug/L)	Methylene Bromide (ug/L)	Methylene Chloride (ug/L)	o-Xylene (ug/L)	Styrene (ug/L)	Tetrachloroethene (ug/L)	Toluene (ug/L)
MCL/ GWPS	80		70		80	700	10000				5	10000	100	5	1000
7/29/10	1.00 U	1.00 U	0.90 J	1.00 U	1.00 U	1.00 U	2.00 U	20.00 U	--	1.00 U	1.00 U	1.00 U	1.00 U	1.00 U	1.00 U
9/20/10	2.00 U	2.00 U	1.11 J	2.00 U	2.00 U	2.00 U	4.00 U	2.00 U	2.00 U	2.00 U	2.00 U	2.00 U	2.00 U	2.00 U	2.00 U
4/20/11	1.00 U	1.00 U	1.00 U	1.00 U	1.00 U	1.00 U	--	1.00 U	2.00 U	1.00 U	1.00 U	--	1.00 U	1.00 U	1.00 U
9/15/11	1.00 U	1.00 U	1.00 U	1.00 U	1.00 U	1.00 U	--	1.00 U	2.00 U	1.00 U	1.00 U	--	1.00 U	1.00 U	1.00 U
3/12/12	1.00 U	1.00 U	1.00 U	1.00 U	1.00 U	1.00 U	--	1.00 U	1.00 U	1.00 U	1.00 U	--	1.00 U	1.00 U	1.00 U
9/10/12	1.00 U	1.00 U	1.00 U	1.00 U	1.00 U	1.00 U	2.00 U	5.00 U	5.00 U	1.00 U	1.00 U	1.00 U	1.00 U	1.00 U	1.00 U
3/21/13	1.00 U	1.00 U	1.00 U	1.00 U	1.00 U	1.00 U	2.00 U	5.00 U	5.00 U	1.00 U	1.00 U	1.00 U	1.00 U	1.00 U	1.00 U
9/16/13	1.00 U	1.00 U	1.00 U	1.00 U	1.00 U	1.00 U	2.00 U	5.00 U	5.00 U	1.00 U	1.00 U	1.00 U	1.00 U	1.00 U	1.00 U
3/11/14	1.00 U	1.00 U	1.00 U	1.00 U	1.00 U	1.00 U	2.00 U	5.00 U	5.00 U	1.00 U	1.00 U	1.00 U	1.00 U	1.44	1.00 U
9/3/14	1.00 U	1.00 U	1.00 U	1.00 U	1.00 U	1.00 U	2.00 U	5.00 U	5.00 U	1.00 U	1.00 U	1.00 U	1.00 U	1.00 U	1.00 U
3/23/15	1.00 U	1.00 U	1.02	1.00 U	1.00 U	1.00 U	2.00 U	5.00 U	5.00 U	1.00 U	1.00 U	1.00 U	1.00 U	1.00 U	1.00 U
9/2/15	1.00 U	1.00 U	1.00 U	1.00 U	1.00 U	1.00 U	2.00 U	5.00 U	5.00 U	1.00 U	1.00 U	1.00 U	1.00 U	1.00 U	1.00 U
3/22/16	1.00 U	1.00 U	1.00 U	1.00 U	1.00 U	1.00 U	2.00 U	5.00 U	5.00 U	1.00 U	1.00 U	1.00 U	1.00 U	1.00 U	1.00 U
9/1/16	1.00 U	1.00 U	1.00 U	1.00 U	1.00 U	1.00 U	2.00 U	5.00 U	5.00 U	1.00 U	1.00 U	1.00 U	1.00 U	1.00 U	1.00 U
3/9/17	1.00 U	1.00 U	1.00 U	1.00 U	1.00 U	1.00 U	2.00 U	5.00 U	5.00 U	1.00 U	1.00 U	1.00 U	1.00 U	1.00 U	1.00 U
9/13/17	1.00 U	1.00 U	1.00 U	1.00 U	1.00 U	1.00 U	2.00 U	5.00 U	5.00 U	1.00 U	1.00 U	1.00 U	1.00 U	1.00 U	1.00 U
4/2/18	1.00 U	1.00 U	1.00 U	1.00 U	1.00 U	1.00 U	2.00 U	5.00 U	5.00 U	1.00 U	1.00 U	1.00 U	1.00 U	1.00 U	1.00 U
9/5/18	1.00 U	1.00 U	1.00 U	1.00 U	1.00 U	1.00 U	2.00 U	5.00 U	5.00 U	1.00 U	1.00 U	1.00 U	1.00 U	1.00 U	1.00 U
4/11/19	1.00 U	1.00 U	1.00 U	1.00 U	1.00 U	1.00 U	1.00 U	1.00 U	1.00 U	1.00 U	1.00 U	1.00 U	1.00 U	1.00 U	1.00 U
7/31/19	1.10	1.00 U	1.00 U	1.00 U	1.00 U	1.00 U	1.00 U	1.00 U	1.00 U	1.00 U	1.00 U	1.00 U	1.00 U	1.00 U	1.00 U

Shaded concentrations represent MCL/GWPS exceedances

Printed on Recycled Paper

Gude Landfill
Monitoring Location MW-3B - Volatile Organic Compounds

Printed 12/10/21

	Chloroform (ug/L)	Chloromethane (ug/L)	cis-1,2-Dichloroethene (ug/L)	cis-1,3-Dichloropropene (ug/L)	Dibromochloromethane (ug/L)	Ethylbenzene (ug/L)	m&p-Xylene (ug/L)	Methyl Iodide (ug/L)	Methyl Tertiary Butyl Ether (ug/L)	Methylene Bromide (ug/L)	Methylene Chloride (ug/L)	o-Xylene (ug/L)	Styrene (ug/L)	Tetrachloroethene (ug/L)	Toluene (ug/L)
3/4/20	2.00	1.00 U	1.00 U	1.00 U	1.00 U	1.00 U	1.00 U	1.00 U	1.00 U	1.00 U	1.00 U	1.00 U	1.00 U	1.00 U	1.00 U
7/28/20	1.80	1.00 U	1.00 U	1.00 U	1.00 U	1.00 U	1.00 U	1.00 U	1.00 U	1.00 U	1.00 U	1.00 U	1.00 U	1.00 U	1.00 U
3/23/21	1.20	1.00 U	1.00 U	1.00 U	1.00 U	1.00 U	1.00 U	1.00 U	1.00 U	1.00 U	1.00 U	1.00 U	1.00 U	1.00 U	1.00 U
9/2/21	1.00 U	1.00 U	1.00 U	1.00 U	1.00 U	1.00 U	1.00 U	1.00 U	1.00 U	1.00 U	1.00 U	1.00 U	1.00 U	1.00 U	1.00 U

Gude Landfill

Monitoring Location MW-3B - Volatile Organic Compounds

	trans-1,2-Dichloroethene (ug/L)	trans-1,3-Dichloropropene (ug/L)	trans-1,4-Dichloro-2-butene (ug/L)	Trichloroethene (ug/L)	Trichlorofluoromethane (ug/L)	Vinyl Acetate (ug/L)	Vinyl Chloride (ug/L)	Xylene (ug/L)
MCL/ GWPS	100			5			2	10000
7/29/10	1.00 U	1.00 U	5.00 U	1.00 U	1.00 U	1.00 U	1.00 U	--
9/20/10	2.00 U	2.00 U	2.00 U	2.00 U	2.00 U	2.00 U	2.00 U	--
4/20/11	1.00 U	1.00 U	5.00 U	1.00 U	1.00 U	1.00 U	1.00 U	1.00 U
9/15/11	1.00 U	1.00 U	5.00 U	1.00 U	1.00 U	1.00 U	1.00 U	1.00 U
3/12/12	1.00 U	1.00 U	5.00 U	1.00 U	1.00 U	1.00 U	1.00 U	1.00 U
9/10/12	1.00 U	1.00 U	5.00 U	1.00 U	1.00 U	5.00 U	1.00 U	--
3/21/13	1.00 U	1.00 U	5.00 U	1.00 U	1.00 U	5.00 U	1.00 U	--
9/16/13	1.00 U	1.00 U	5.00 U	1.00 U	1.00 U	5.00 U	1.00 U	--
3/11/14	1.00 U	1.00 U	5.00 U	1.00 U	1.00 U	5.00 U	1.00 U	--
9/3/14	1.00 U	1.00 U	5.00 U	1.00 U	1.00 U	5.00 U	1.00 U	--
3/23/15	1.00 U	1.00 U	5.00 U	1.00 U	1.00 U	5.00 U	1.00 U	--
9/2/15	1.00 U	1.00 U	5.00 U	1.00 U	1.00 U	5.00 U	1.00 U	--
3/22/16	1.00 U	1.00 U	5.00 U	1.00 U	1.00 U	5.00 U	1.00 U	--
9/1/16	1.00 U	1.00 U	5.00 U	1.00 U	1.00 U	5.00 U	1.00 U	--
3/9/17	1.00 U	1.00 U	5.00 U	1.00 U	1.00 U	5.00 U	1.00 U	--
9/13/17	1.00 U	1.00 U	5.00 U	1.00 U	1.00 U	5.00 U	1.00 U	--
4/2/18	1.00 U	1.00 U	5.00 U	1.00 U	1.00 U	5.00 U	1.00 U	--
9/5/18	1.00 U	1.00 U	5.00 U	1.00 U	1.00 U	5.00 U	1.00 U	--
4/11/19	1.00 U	1.00 U	1.00 U	1.00 U	1.00 U	1.00 U	1.00 U	--
7/31/19	1.00 U	1.00 U	1.00 U	1.00 U	1.00 U	1.00 U	1.00 U	--

Gude Landfill

Monitoring Location MW-3B - Volatile Organic Compounds

	trans-1,2-Dichloroethene (ug/L)	trans-1,3-Dichloropropene (ug/L)	trans-1,4-Dichloro-2-butene (ug/L)	Trichloroethene (ug/L)	Trichlorofluoromethane (ug/L)	Vinyl Acetate (ug/L)	Vinyl Chloride (ug/L)	Xylene (ug/L)
3/4/20	1.00 U	1.00 U	1.00 U	1.00 U	1.00 U	1.00 U	1.00 U	--
7/28/20	1.00 U	1.00 U	1.00 U	1.00 U	1.00 U	1.00 U	1.00 U	--
3/23/21	1.00 U	1.00 U	1.00 U	1.00 U	1.00 U	1.00 U	1.00 U	--
9/2/21	1.00 U	1.00 U	1.00 U	1.00 U	1.00 U	1.00 U	1.00 U	--

Gude Landfill
Monitoring Location MW-4 - General Parameters

Printed 12/10/21

	Alkalinity (mg/L)	Ammonia Nitrogen (mg/L)	Chemical Oxygen Demand (mg/L)	Chloride (mg/L)	Cyanide, Total (mg/L)	Dissolved Oxygen, Field (mg/L)	Hardness (mg/L)	Nitrate (mg/L)	Nitrate+Nitrite (mg/L)	Nitrite (mg/L)	ORP, Field (mV)	pH, Field (SU)	pH, Lab (SU)	Specific Conductivity, Field (uS/cm)
MCL/ GWPS					0.2			10		1				
7/30/10	--	--	--	--	0.050 U	--	--	--	--	--	--	--	--	--
9/21/10	70.0	0.20 U	10.0 U	106.0000	--	--	183.0	0.3756 HT	0.39 HT	0.01 J	--	--	--	--
4/26/11	60.0	0.20 U	10.0 U	138.0000 J	--	--	200.0	0.3780	0.39	0.05 U	--	--	--	--
9/15/11	52.0	0.20 U	10.0 U	120.0000	--	--	163.0	0.4060	0.42	0.05 U	--	--	--	--
3/8/12	56.0	0.20 U	3.1	145.0000	--	--	188.0	0.4700	0.48	0.05 U	--	--	--	--
9/18/12	51.0	0.20 U	10.0 U	125.0000	--	--	162.0	0.4440	0.49	0.05 U	--	--	--	--
4/1/13	55.0	0.20 U	10.0 U	141.0000	--	0.18	186.0	0.4650	0.52	0.05 U	364.0	6.11	--	620.9
9/23/13	55.0	0.20 U	10.0 U	128.0000	--	0.14	170.0	0.4890	0.50	0.05 U	300.0	6.05	--	485.6
3/6/14	65.0	0.20 U	10.0 U	147.0000	--	0.23	206.0	0.4630	--	--	284.0	6.03	--	548.7
9/4/14	51.0	0.20 U	10.0 U	139.0000	--	1.71	194.0	0.5660	0.58	0.05 U	253.0	6.24	--	498.8
3/19/15	50.0	0.20 U	10.0 U	143.0000	--	0.00	212.0	0.6210	0.67	0.05 U	356.0	5.96	--	487.3
9/3/15	60.0	0.20 U	10.0 U	152.0000	--	7.70	194.0	0.5070	0.56	0.05 U	221.0	5.92	--	574.2
3/21/16	54.0	0.20 U	10.0 U	154.0000	--	0.00	184.0	0.6510	0.70	0.05 U	327.0	5.99	--	524.6
8/30/16	47.0	0.20 U	10.0 U	138.0000	--	--	140.0	0.6550	0.67	0.05 U	330.0	5.86	--	502.0
3/8/17	47.0	0.20 U	10.0 U	148.0000	--	--	192.0	0.6680	0.72	0.05 U	370.0	5.71	--	499.4
9/13/17	54.0	0.20 U	10.0 U	148.0000	--	0.43	116.0	0.6580	0.67	0.05 U	392.0	6.03	--	589.9
4/3/18	43.2	0.20 U	10.0 U	145.0000	--	--	181.0	0.7870	0.80	0.05 U	180.0	5.82	--	497.2
9/11/18	43.5	0.20 U	10.0 U	148.0000	--	--	191.0	0.7880	0.80	0.05 U	219.0	5.67	--	550.8
4/8/19	45.6	0.10 U	12.4	156.0000	--	0.26	187.0 B	0.8000	--	--	160.3	5.76	5.95	718.0

Gude Landfill
Monitoring Location MW-4 - General Parameters

Printed 12/10/21

	Alkalinity (mg/L)	Ammonia Nitrogen (mg/L)	Chemical Oxygen Demand (mg/L)	Chloride (mg/L)	Cyanide, Total (mg/L)	Dissolved Oxygen, Field (mg/L)	Hardness (mg/L)	Nitrate (mg/L)	Nitrate+Nitrite (mg/L)	Nitrite (mg/L)	ORP, Field (mV)	pH, Field (SU)	pH, Lab (SU)	Specific Conductivity, Field (uS/cm)
7/30/19	43.8	0.10 U	11.5	157.0000	--	0.50	174.0 B	0.7000	--	--	199.9	5.77	5.93	529.0
3/16/20	45.2	0.10 U	11.7	150.0000	--	0.66	205.0	0.8200	--	--	135.8	5.60	6.07	739.0
8/3/20	43.0	0.10 U	26.6	158.0000	--	0.68	203.0	0.6800	--	--	184.7	5.74	5.83	574.0
3/29/21	48.0	0.10 U	3.0 U	170.0000	--	0.07	194.0	0.6620	--	--	172.1	5.71	5.92	580.0
9/7/21	55.9	0.05 U	4.8	170.0000	--	0.27	239.0	0.6770	--	--	128.0	5.64	5.82	654.0

Gude Landfill
Monitoring Location MW-4 - General Parameters

Printed 12/10/21

	Specific Conductivity, Lab (umhos/cm)	Sulfate, total (mg/L)	Sulfide (mg/L)	Temperature, field (°C)	Total Dissolved Solids (mg/L)	Total Suspended Solids (mg/L)	Turbidity (NTU)	Turbidity, Field (NTU)
MCL/ GWPS								
7/30/10	--	--	3.0 U	--	--	--	--	--
9/21/10	--	4.00 U	--	--	552.0	--	880.000	--
4/26/11	--	4.00 U	--	--	552.0	--	13.200	--
9/15/11	--	4.00 U	--	--	520.0	--	--	--
3/8/12	--	4.00 U	--	--	528.0	--	--	--
9/18/12	--	4.00 U	--	--	428.0	--	--	--
4/1/13	--	4.26	--	13.4	310.0	--	--	59.70
9/23/13	--	4.01	--	15.3	442.0	--	--	45.20
3/6/14	--	4.73	--	11.4	320.0	--	--	132.60
9/4/14	--	4.73	--	15.0	370.0	--	--	87.00
3/19/15	--	5.37	--	14.1	442.0	--	--	13.30
9/3/15	--	5.12	--	15.4	320.0	--	--	0.00
3/21/16	--	5.32	--	13.0	320.0	--	--	14.10
8/30/16	--	4.80	--	16.5	412.0	--	--	6.50
3/8/17	--	5.13	--	13.9	282.0	--	--	1.70
9/13/17	--	5.10	--	15.2	507.0	--	--	0.30
4/3/18	--	4.85	--	11.6	398.0	--	--	4.80
9/11/18	--	4.17	--	15.9	398.0	--	--	5.70
4/8/19	604.0	5.90	--	15.0	482.0	4.7 U	3.420	5.40

Gude Landfill
Monitoring Location MW-4 - General Parameters

Printed 12/10/21

	Specific Conductivity, Lab (umhos/cm)	Sulfate, total (mg/L)	Sulfide (mg/L)	Temperature, field (°C)	Total Dissolved Solids (mg/L)	Total Suspended Solids (mg/L)	Turbidity (NTU)	Turbidity, Field (NTU)
7/30/19	597.0	5.90	--	15.8	475.0	25.1	11.900	8.00
3/16/20	608.0	4.85	--	13.0	480.0	336.0	45.300	51.20
8/3/20	638.0	4.57	--	18.1	365.0	107.0	33.200 O-	53.80
3/29/21	663.0	5.50	--	14.8	366.0	151.0	16.600	106.90
9/7/21	664.0	3.80	--	20.4	254.0	7920.0	228.000	475.00

Gude Landfill
Monitoring Location MW-4 - Dissolved Metals

Printed 12/10/21

	Antimony, dissolved (mg/L)	Arsenic, dissolved (mg/L)	Barium, dissolved (mg/L)	Beryllium, dissolved (mg/L)	Cadmium, dissolved (mg/L)	Calcium, dissolved (mg/L)	Chromium, dissolved (mg/L)	Cobalt, dissolved (mg/L)	Copper, dissolved (mg/L)	Iron, dissolved (mg/L)	Lead, dissolved (mg/L)	Magnesium, dissolved (mg/L)	Manganese, dissolved (mg/L)	Mercury, dissolved (mg/L)
MCL/ GWPS	0.006	0.01	2	0.004	0.005		0.1				0.015			0.002
4/26/11	0.005 U	0.005 U	0.038	0.005 U	0.005 U	22.4	0.01 U	0.01 U	0.005 U	0.6	0.005 U	12.5	0.081	0.0002 U
9/15/11	--	--	--	--	--	--	--	--	--	--	--	--	--	--
3/8/12	0.005 U	0.005 U	0.039	0.005 U	0.005 U	38.6	0.01 U	0.01 U	0.005 U	0.3	0.005 U	23.3	0.122	0.0002 U
9/18/12	0.005 U	0.005 U	0.034	0.005 U	0.005 U	33.8	0.01 U	0.01 U	0.005 U	0.4	0.005 U	21.0	0.105	0.0002 U
4/1/13	0.005 U	0.005 U	0.048	0.005 U	0.005 U	8.7	0.01 U	0.01 U	0.012	0.2 U	0.005 U	5.9	0.189	0.0002 U
9/23/13	0.005 U	0.005 U	0.036	0.005 U	0.005 U	34.0	0.01 U	0.01 U	0.005 U	0.5	0.005 U	22.2	0.142	0.0002 U
3/6/14	0.005 U	0.005 U	0.039	0.005 U	0.005 U	43.7	0.01 U	0.01 U	0.005 U	0.5	0.005 U	24.5	0.156	0.0002 U
9/4/14	0.005 U	0.005 U	0.037	0.005 U	0.005 U	33.9	0.01 U	0.01 U	0.005 U	0.3	0.005 U	20.4	0.066	0.0002 U
3/19/15	0.002 U	0.002 U	0.031	0.002 U	0.004 U	40.0	0.01 U	0.01 U	0.010 U	0.0 U	0.002 U	24.0	0.055	0.0002 U
9/3/15	0.001 U	0.001 U	0.034	0.001 U	0.001 U	37.0	0.01 U	0.01 U	0.005 U	0.1	0.001 U	23.0	0.180	0.0002 U
3/21/16	0.002 U	0.002 U	0.032	0.002 U	0.002 U	37.7	0.00 U	0.00 U	0.002 U	0.2	0.002 U	22.0	0.055	0.0002 U
8/30/16	0.002 U	0.002 U	0.032	0.002 U	0.002 U	35.0	0.00 U	0.00 U	0.002 U	0.2 U	0.002 U	20.7	0.045	0.0002 U
3/8/17	0.002 U	0.002 U	0.033	0.002 U	0.002 U	36.6	0.00 U	0.00 U	0.002	0.2 U	0.002 U	21.6	0.043	0.0002 U
9/13/17	0.002 U	0.002 U	0.033	0.002 U	0.002 U	38.3	0.00 U	0.00 U	0.002 U	0.2	0.002 U	22.8	0.070	0.0002 U
4/3/18	0.002 U	0.002 U	0.031	0.002 U	0.002 U	37.9	0.00	0.00 U	0.002 U	0.1 U	0.002 U	21.8	0.022	0.0002 U
9/11/18	0.002 U	0.002 U	0.031	0.002 U	0.002 U	41.0	0.00	0.00 U	0.002 U	0.1 U	0.002 U	23.1	0.020	0.0002 U

Gude Landfill

Printed 12/10/21

Monitoring Location MW-4 - Dissolved Metals

	Nickel, dissolved (mg/L)	Potassium, dissolved (mg/L)	Selenium, dissolved (mg/L)	Silver, dissolved (mg/L)	Sodium, dissolved (mg/L)	Thallium, dissolved (mg/L)	Vanadium, dissolved (mg/L)	Zinc, dissolved (mg/L)
MCL/ GWPS			0.05			0.002		
4/26/11	0.01	2.6	0.005 U	0.01 U	15.0	0.005 U	0.01 U	0.005
9/15/11	0.01	--	--	--	--	--	--	--
3/8/12	0.02	2.9	0.005 U	0.01 U	29.1	0.005 U	0.01 U	0.007
9/18/12	0.01	2.9	0.005 U	0.01 U	27.8	0.005 U	0.01 U	0.014
4/1/13	0.01	1.3	0.005 U	0.01 U	7.5	0.005 U	0.01 U	0.011
9/23/13	0.01	2.6	0.005 U	0.01 U	28.5	0.005 U	0.01 U	0.007
3/6/14	0.01	2.8	0.005 U	0.01 U	30.2	0.005 U	0.01 U	0.006
9/4/14	0.01	2.6	0.005 U	0.01 U	27.3	0.005 U	0.01 U	0.008
3/19/15	0.01 U	2.9	0.035 U	0.01 U	31.0	0.002 U	0.01 U	0.010 U
9/3/15	0.01 U	2.8	0.005 U	0.00 U	32.0	0.001 U	0.01 U	0.005 U
3/21/16	0.00 U	2.6	0.002 U	0.00 U	28.8	0.001 U	0.00 U	0.002
8/30/16	0.00 U	2.6	0.002 U	0.00 U	28.5	0.001 U	0.00 U	0.002
3/8/17	0.00	2.6	0.002 U	0.00 U	29.0	0.001 U	0.00	0.004
9/13/17	0.00	2.6	0.002 U	0.00 U	31.5	0.001 U	0.00 U	0.002 U
4/3/18	0.00	2.7	0.002 U	0.00 U	29.4	0.001 U	0.00 U	0.004
9/11/18	0.00	2.8	0.002 U	0.00 U	27.0	0.001 U	0.00 U	0.003

Gude Landfill
Monitoring Location MW-4 - Total Metals

Printed 12/10/21

	Antimony, total (mg/L)	Arsenic, total (mg/L)	Barium, total (mg/L)	Beryllium, total (mg/L)	Cadmium, total (mg/L)	Calcium, total (mg/L)	Chromium, total (mg/L)	Cobalt, total (mg/L)	Copper, total (mg/L)	Iron, total (mg/L)	Lead, total (mg/L)	Magnesium, total (mg/L)
MCL/ GWPS	0.006	0.01	2	0.004	0.005		0.1				0.015	
7/30/10	0.0010 U	0.0006 J	0.0270	0.0010 U	0.0010 U	--	0.0008 J	0.0011	0.0010 U	--	0.00100 U	--
9/21/10	0.0050 U	0.0050 U	0.2280	0.0050 U	0.0050 U	34.40	0.0261	0.0264	0.0370	37.6000	0.02200	30.900
4/26/11	0.0050 U	0.0050 U	0.0431	0.0050 U	0.0050 U	35.50 J	0.0050 U	0.0050 U	0.0050 U	1.2100	0.00500 U	25.800 J
9/15/11	0.0050 U	0.0050 U	0.0409	0.0050 U	0.0050 U	34.50	0.0050 U	0.0050 U	0.0050 U	1.0600	0.00500 U	22.900
3/8/12	0.0050 U	0.0050 U	0.0721	0.0050 U	0.0050 U	40.40	0.0076	0.0050 U	0.0145	7.6900	0.00500 U	25.500
9/18/12	0.0050 U	0.0050 U	0.0383	0.0050 U	0.0050 U	33.40	0.0050 U	0.0050 U	0.0050 U	0.8890	0.00500 U	19.600
4/1/13	0.0050 U	0.0050 U	0.0383	0.0050 U	0.0050 U	39.60	0.0050 U	0.0050 U	0.0133	0.9700	0.00500 U	22.600
9/23/13	0.0050 U	0.0050 U	0.0417	0.0050 U	0.0050 U	35.10	0.0050 U	0.0050 U	0.0050 U	0.7860	0.00500 U	23.200
3/6/14	0.0050 U	0.0050 U	0.0483	0.0050 U	0.0050 U	45.60	0.0050 U	0.0050 U	0.0050 U	1.9200	0.00500 U	25.000
9/4/14	0.0050 U	0.0050 U	0.0420	0.0050 U	0.0050 U	35.00	0.0050 U	0.0050 U	0.0050 U	1.0200	0.00500 U	21.100
3/19/15	0.0020 U	0.0020 U	0.0340	0.0020 U	0.0040 U	40.00	0.0100 U	0.0100 U	0.0100 U	0.7000	0.00200 U	25.000
9/3/15	0.0010 U	0.0010 U	0.0320	0.0010 U	0.0005 U	39.00	0.0050 U	0.0050 U	0.0050 U	0.2200	0.00100 U	25.000
3/21/16	0.0050 U	0.0050 U	0.0410	0.0050 U	0.0050 U	43.80	0.0050 U	0.0050 U	0.0050 U	0.7260	0.00500 U	25.300
8/30/16	0.0020 U	0.0020 U	0.0323	0.0020 U	0.0020 U	34.50	0.0020 U	0.0020 U	0.0020 U	0.3800	0.00200 U	20.500
3/8/17	0.0020 U	0.0020 U	0.0326	0.0020 U	0.0020 U	35.40	0.0021	0.0020 U	0.0023	0.2340	0.00200 U	20.900
9/13/17	0.0020 U	0.0020 U	0.0333	0.0020 U	0.0020 U	38.80	0.0020 U	0.0020 U	0.0020 U	0.2520	0.00200 U	23.200
4/3/18	0.0020 U	0.0020 U	0.0318	0.0020 U	0.0020 U	37.30	0.0020 U	0.0020 U	0.0032	0.1770	0.00200 U	21.400
9/11/18	0.0050 U	0.0050 U	0.0326	0.0050 U	0.0050 U	39.40	0.0050 U	0.0050 U	0.0050 U	0.1190	0.00500 U	22.600
4/8/19	0.0010 U	0.0010 U	0.0334	0.0010 U	0.0010 U	33.00	0.0027	0.0010 U	0.0012	0.5660	0.00100 U	25.400
7/30/19	0.0010 U	0.0010 U	0.0357	0.0010 U	0.0010 U	32.00 B	0.0036	0.0010 U	0.0114	1.4800	0.00100 U	23.000
3/16/20	0.0010 U	0.0010 U	0.0451	0.0010 U	0.0010 U	37.40	0.0065	0.0010	0.0010 U	2.7600	0.00124	27.100
8/3/20	0.0010 U	0.0010 U	0.0463	0.0010 U	0.0010 U	36.10	0.0055	0.0012	0.0024	3.4100	0.00123	27.300
3/29/21	0.0010 U	0.0010 U	0.0474	0.0010 U	0.0010 U	35.80	0.0052	0.0014	0.0025	3.0000	0.00165	25.400

Shaded concentrations represent MCL/GWPS exceedances

Printed on Recycled Paper

Gude Landfill
Monitoring Location MW-4 - Total Metals

Printed 12/10/21

	Antimony, total (mg/L)	Arsenic, total (mg/L)	Barium, total (mg/L)	Beryllium, total (mg/L)	Cadmium, total (mg/L)	Calcium, total (mg/L)	Chromium, total (mg/L)	Cobalt, total (mg/L)	Copper, total (mg/L)	Iron, total (mg/L)	Lead, total (mg/L)	Magnesium, total (mg/L)
9/7/21	0.0010 U	0.0025	0.1800	0.0016	0.0010 U	40.60	0.0257	0.0136	0.0204	25.6000	0.01520	33.500

Shaded concentrations represent MCL/GWPS exceedances

Printed on Recycled Paper

Gude Landfill
Monitoring Location MW-4 - Total Metals

Printed 12/10/21

	Manganese, total (mg/L)	Mercury, total (mg/L)	Nickel, total (mg/L)	Potassium, total (mg/L)	Selenium, total (mg/L)	Silver, total (mg/L)	Sodium, total (mg/L)	Thallium, total (mg/L)	Tin, total (mg/L)	Vanadium, total (mg/L)	Zinc, total (mg/L)
MCL/ GWPS		0.002			0.05			0.002			
7/30/10	--	0.000200 U	0.0200	--	0.00100 U	0.0010 U	--	0.0010 U	0.0050 U	0.00500 U	0.01300
9/21/10	2.87000	0.000200 U	0.0758	12.200	0.00500 U	0.0050 U	29.40	0.0050 U	--	0.02130	0.13800
4/26/11	0.13800	0.000200 U	0.0108	3.560	0.00500 U	0.0050 U	30.20 J	0.0050 U	--	0.00500 U	0.00782
9/15/11	0.10400	0.000200 U	--	2.760	0.00500 U	0.0050 U	29.40	0.0050 U	--	0.00500 U	0.00755
3/8/12	0.54900	0.000200 U	0.0085	4.510	0.00500 U	0.0050 U	29.70	0.0050 U	--	0.00500 U	0.03130
9/18/12	0.11500	0.000200 U	0.0108	3.010	0.00500 U	0.0050 U	24.90	0.0050 U	--	0.00500 U	0.00689
4/1/13	0.17500	0.000200 U	0.0059	3.470	0.00500 U	0.0050 U	30.90	0.0050 U	--	0.00500 U	0.00903
9/23/13	0.14200	0.000200 U	0.0096	2.530	0.00500 U	0.0050 U	29.60	0.0050 U	--	0.00500 U	0.00733
3/6/14	0.25700	0.000200 U	0.0130	3.030	0.00500 U	0.0050 U	30.30	0.0050 U	--	0.00500 U	0.01030
9/4/14	0.12300	0.000200 U	0.0076	2.790	0.00500 U	0.0050 U	28.30	0.0050 U	--	0.00500 U	0.01080
3/19/15	0.09100	0.000200 U	0.0110 U	3.000	0.03500 U	0.0100 U	30.00	0.0020 U	--	0.01000 U	0.00560 J
9/3/15	0.12000	0.000200 U	0.0100 U	2.900	0.00500 U	0.0010 U	35.00	0.0010 U	--	0.00500 U	0.00500 U
3/21/16	0.07260	0.000200 U	0.0050 U	3.440	0.00500 U	0.0050 U	33.30	0.0050 U	--	0.00500 U	0.00648
8/30/16	0.05280	0.000200 U	0.0020 U	2.530	0.00200 U	0.0020 U	27.50	0.0010 U	--	0.00200 U	0.00223
3/8/17	0.04480	0.000200 U	0.0021	2.470	0.00200 U	0.0020 U	28.00	0.0010 U	--	0.00200 U	0.00257
9/13/17	0.09240	0.000200 U	0.0049	2.540	0.00200 U	0.0020 U	32.10	0.0010 U	--	0.00200 U	0.00200 U
4/3/18	0.02140	0.000200 U	0.0020 U	2.640	0.00200 U	0.0020 U	28.90	0.0010 U	--	0.00200 U	0.00583
9/11/18	0.01850	0.000200 U	0.0050 U	2.740	0.00500 U	0.0050 U	29.50	0.0050 U	--	0.00500 U	0.00500 U
4/8/19	0.02270	0.000100 U	0.0017	2.860	0.00100 U	0.0010 U	34.40	0.0010 U	--	0.00100 U	0.00463
7/30/19	0.05790	0.000100 U	0.0022	2.850	0.00100 U	0.0010 U	29.70 B	0.0010 U	--	0.00100 U	0.00609
3/16/20	0.10600	0.000100 U	0.0050	3.500	0.00100 U	0.0010 U	32.90	0.0010 U	--	0.00100 U	0.00904 B
8/3/20	0.11500	0.000100 U	0.0044	3.450	0.00100 U	0.0010 U	33.00	0.0010 U	--	0.00187	0.01440
3/29/21	0.17700	0.000100 U	0.0018	3.360	0.00100 U	0.0010 U	30.40	0.0010 U	--	0.00190	0.01140

Gude Landfill
Monitoring Location MW-4 - Total Metals

Printed 12/10/21

	Manganese, total (mg/L)	Mercury, total (mg/L)	Nickel, total (mg/L)	Potassium, total (mg/L)	Selenium, total (mg/L)	Silver, total (mg/L)	Sodium, total (mg/L)	Thallium, total (mg/L)	Tin, total (mg/L)	Vanadium, total (mg/L)	Zinc, total (mg/L)
9/7/21	1.73000	0.000221	0.0314	8.800	0.00327	0.0010 U	31.10	0.0010 U	--	0.01530	0.09180

Gude Landfill

Printed 12/10/21

Monitoring Location MW-4 - Volatile Organic Compounds

	1,1,1,2-Tetrachloroethane (ug/L)	1,1,1-Trichloroethane (ug/L)	1,1,2,2-Tetrachloroethane (ug/L)	1,1,1,2-Trichloroethane (ug/L)	1,1-Dichloroethane (ug/L)	1,1-Dichloroethane (ug/L)	1,1-Dichloropropene (ug/L)	1,2,3-Trichloropropane (ug/L)	1,2-Dibromo-3-chloropropane (ug/L)	1,2-Dibromoethane (ug/L)	1,2-Dichlorobenzene (ug/L)	1,2-Dichloroethane (ug/L)	1,2-Dichloropropane (ug/L)	1,3-Dichloropropane (ug/L)	1,4-Dichlorobenzene (ug/L)
MCL/ GWPS	200			5		7			0.2	0.05	600		5	5	75
7/30/10	1.00 U	1.00 U	1.00 U	1.00 U	1.00 U	1.00 U	1.00 U	1.00 U	10.00 U	1.00 U	1.00 U	1.00 U	1.00 U	1.00 U	1.00 U
9/21/10	2.00 U	2.00 U	2.00 U	2.00 U	2.00 U	2.00 U	2.00 U	2.00 U	2.00 U	2.00 U	2.00 U	2.00 U	2.00 U	2.00 U	2.00 U
4/26/11	1.00 U	1.00 U	1.00 U	1.00 U	9.30	1.00 U	--	1.00 U	1.00 U	1.00 U	1.00 U	1.00 U	1.00 U	--	1.00 U
9/15/11	1.00 U	1.00 U	1.00 U	1.00 U	1.00 U	1.00 U	--	1.00 U	1.00 U	1.00 U	1.00 U	1.00 U	1.00 U	--	1.00 U
3/8/12	1.00 U	1.00 U	1.00 U	1.00 U	1.00 U	1.00 U	--	1.00 U	1.00 U	1.00 U	1.00 U	1.00 U	1.00 U	--	1.00 U
9/18/12	1.00 U	1.00 U	1.00 U	1.00 U	1.00 U	1.00 U	1.00 U	1.00 U	1.00 U	1.00 U	1.00 U	1.00 U	1.00 U	1.00 U	1.00 U
4/1/13	1.00 U	1.00 U	1.00 U	1.00 U	1.00 U	1.00 U	1.00 U	1.00 U	1.00 U	1.00 U	1.00 U	1.00 U	1.00 U	1.00 U	1.00 U
9/23/13	1.00 U	1.00 U	1.00 U	1.00 U	1.00 U	1.00 U	1.00 U	1.00 U	1.00 U	1.00 U	1.00 U	1.00 U	1.00 U	1.00 U	1.00 U
3/6/14	1.00 U	1.00 U	1.00 U	1.00 U	1.00 U	1.00 U	1.00 U	1.00 U	1.00 U	1.00 U	--	1.00 U	1.00 U	1.00 U	1.00 U
9/4/14	1.00 U	1.00 U	1.00 U	1.00 U	1.00 U	1.00 U	1.00 U	1.00 U	1.00 U	1.00 U	1.00 U	1.00 U	1.00 U	1.00 U	1.00 U
3/19/15	1.00 U	1.00 U	1.00 U	1.00 U	1.00 U	1.00 U	1.00 U	1.00 U	1.00 U	1.00 U	1.00 U	1.00 U	1.00 U	1.00 U	1.00 U
9/3/15	1.00 U	1.00 U	1.00 U	1.00 U	1.00 U	1.00 U	1.00 U	1.00 U	1.00 U	1.00 U	1.00 U	1.00 U	1.00 U	1.00 U	1.00 U
3/21/16	1.00 U	1.00 U	1.00 U	1.00 U	1.00 U	1.00 U	1.00 U	1.00 U	1.00 U	1.00 U	1.00 U	1.00 U	1.00 U	1.00 U	1.00 U
8/30/16	1.00 U	1.00 U	1.00 U	1.00 U	1.00 U	1.00 U	1.00 U	1.00 U	1.00 U	1.00 U	1.00 U	1.00 U	1.00 U	1.00 U	1.00 U
3/8/17	1.00 U	1.00 U	1.00 U	1.00 U	1.00 U	1.00 U	1.00 U	1.00 U	1.00 U	1.00 U	1.00 U	1.00 U	1.00 U	1.00 U	1.00 U
9/13/17	1.00 U	1.00 U	1.00 U	1.00 U	1.00 U	1.00 U	1.00 U	1.00 U	1.00 U	1.00 U	1.00 U	1.00 U	1.00 U	1.00 U	1.00 U
4/3/18	1.00 U	1.00 U	1.00 U	1.00 U	1.00 U	1.00 U	1.00 U	1.00 U	1.00 U	1.00 U	1.00 U	1.00 U	1.00 U	1.00 U	1.00 U
9/11/18	1.00 U	1.00 U	1.00 U	1.00 U	1.00 U	1.00 U	1.00 U	1.00 U	1.00 U	1.00 U	1.00 U	1.00 U	1.00 U	1.00 U	1.00 U
4/8/19	1.00 U	1.00 U	1.00 U	1.00 U	1.00 U	1.00 U	1.00 U	1.00 U	1.00 U	1.00 U	1.00 U	1.00 U	1.00 U	1.00 U	1.00 U
7/30/19	1.00 U	1.00 U	1.00 U	1.00 U	1.00 U	1.00 U	1.00 U	1.00 U	1.00 U	1.00 U	1.00 U	1.00 U	1.00 U	1.00 U	1.00 U

Gude Landfill
Monitoring Location MW-4 - Volatile Organic Compounds

Printed 12/10/21

	1,1,1,2-Tetrachloroethane (ug/L)	1,1,1-Trichloroethane (ug/L)	1,1,1,2,2-Tetrachloroethane (ug/L)	1,1,2-Trichloroethane (ug/L)	1,1-Dichloroethane (ug/L)	1,1-Dichloroethane (ug/L)	1,1-Dichloropropene (ug/L)	1,2,3-Trichloropropane (ug/L)	1,2-Dibromo-3-chloropropane (ug/L)	1,2-Dibromoethane (ug/L)	1,2-Dichlorobenzene (ug/L)	1,2-Dichloroethane (ug/L)	1,2-Dichloropropane (ug/L)	1,3-Dichloropropane (ug/L)	1,4-Dichlorobenzene (ug/L)
3/16/20	1.00 U	1.00 U	1.00 U	1.00 U	1.00 U	1.00 U	1.00 U	1.00 U	1.00 U	1.00 U	1.00 U	1.00 U	1.00 U	1.00 U	1.00 U
8/3/20	1.00 U	1.00 U	1.00 U	1.00 U	1.00 U	1.00 U	1.00 U	1.00 U	0.05 U	0.02 U	1.00 U	1.00 U	1.00 U	1.00 U	1.00 U
3/29/21	1.00 U	1.00 U	1.00 U	1.00 U	1.00 U	1.00 U	1.00 U	1.00 U	0.05 U	0.02 U	1.00 U	1.00 U	1.00 U	1.00 U	1.00 U
9/7/21	1.00 U	1.00 U	1.00 U	1.00 U	1.00 U	1.00 U	1.00 U	1.00 U	0.05 U	0.02 U	1.00 U	1.00 U	1.00 U	1.00 U	1.00 U

Gude Landfill

Printed 12/10/21

Monitoring Location MW-4 - Volatile Organic Compounds

	2,2-Dichloropropane (ug/L)	2-Butanone (ug/L)	2-Hexanone (ug/L)	4-Methyl-2-Pentanone (ug/L)	Acetone (ug/L)	Acrylonitrile (ug/L)	Benzene (ug/L)	Bromochloromethane (ug/L)	Bromodichloromethane (ug/L)	Bromoform (ug/L)	Bromomethane (ug/L)	Carbon Disulfide (ug/L)	Carbon Tetrachloride (ug/L)	Chlorobenzene (ug/L)	Chloroethane (ug/L)
MCL/ GWPS							5		80	80			5	100	
7/30/10	1.00 U	10.00 U	5.00 U	5.00 U	5.00 U	10.00 U	1.00 U	1.00 U	1.00 U	5.00 U	1.00 U	1.00 U	1.00 U	1.00 U	1.00 U
9/21/10	2.00 U	2.00 U	2.00 U	2.00 U	2.00 U	2.00 U	2.00 U	2.00 U	2.00 U	2.00 U	2.00 U	5.00 U	2.00 U	2.00 U	2.00 U
4/26/11	--	5.00 U	5.00 U	5.00 U	9.40	5.00 U	1.10	1.00 U	1.00 U	1.00 U	1.00 U	1.00 U	1.00 U	5.60	1.00 U
9/15/11	--	5.00 U	5.00 U	5.00 U	5.00 U	5.00 U	2.10	1.00 U	1.00 U	1.00 U	1.00 U	1.00 U	1.00 U	1.00 U	1.00 U
3/8/12	--	5.00 U	5.00 U	5.00 U	5.00 U	5.00 U	1.00 U	1.00 U	1.00 U	1.00 U	1.00 U	1.00 U	1.00 U	1.00 U	1.00 U
9/18/12	1.00 U	5.00 U	5.00 U	5.00 U	5.00 U	5.00 U	1.00 U	1.00 U	1.00 U	1.00 U	1.00 U	5.00 U	1.00 U	1.00 U	1.00 U
4/1/13	1.00 U	5.00 U	5.00 U	5.00 U	5.00 U	5.00 U	1.00 U	1.00 U	1.00 U	1.00 U	1.00 U	5.00 U	1.00 U	1.00 U	1.00 U
9/23/13	1.00 U	5.00 U	5.00 U	5.00 U	5.00 U	5.00 U	1.00 U	1.00 U	1.00 U	1.00 U	1.00 U	5.00 U	1.00 U	1.00 U	1.00 U
3/6/14	1.00 U	5.00 U	5.00 U	5.00 U	5.00 U	5.00 U	1.00 U	--	1.00 U	1.00 U	1.00 U	5.00 U	1.00 U	1.00 U	1.00 U
9/4/14	1.00 U	5.00 U	5.00 U	5.00 U	5.00 U	5.00 U	1.00 U	1.00 U	1.00 U	1.00 U	1.00 U	5.00 U	1.00 U	1.00 U	1.00 U
3/19/15	1.00 U	5.00 U	5.00 U	5.00 U	5.00 U	5.00 U	1.00 U	1.00 U	1.00 U	1.00 U	1.00 U	5.00 U	1.00 U	1.00 U	1.00 U
9/3/15	1.00 U	5.00 U	5.00 U	5.00 U	5.00 U	5.00 U	1.00 U	1.00 U	1.00 U	1.00 U	1.00 U	5.00 U	1.00 U	1.00 U	1.00 U
3/21/16	1.00 U	5.00 U	5.00 U	5.00 U	5.00 U	5.00 U	1.00 U	1.00 U	1.00 U	1.00 U	1.00 U	5.00 U	1.00 U	1.00 U	1.00 U
8/30/16	1.00 U	5.00 U	5.00 U	5.00 U	5.00 U	5.00 U	1.00 U	1.00 U	1.00 U	1.00 U	1.00 U	5.00 U	1.00 U	1.00 U	1.00 U
3/8/17	1.00 U	5.00 U	5.00 U	5.00 U	5.00 U	5.00 U	1.00 U	1.00 U	1.00 U	1.00 U	1.00 U	5.00 U	1.00 U	1.00 U	1.00 U
9/13/17	1.00 U	5.00 U	5.00 U	5.00 U	5.00 U	5.00 U	1.00 U	1.00 U	1.00 U	1.00 U	1.00 U	5.00 U	1.00 U	1.00 U	1.00 U
4/3/18	1.00 U	5.00 U	5.00 U	5.00 U	5.00 U	5.00 U	1.00 U	1.00 U	1.00 U	1.00 U	1.00 U	5.00 U	1.00 U	1.00 U	1.00 U
9/11/18	1.00 U	5.00 U	5.00 U	5.00 U	5.00 U	5.00 U	1.00 U	1.00 U	1.00 U	1.00 U	1.00 U	5.00 U	1.00 U	1.00 U	1.00 U
4/8/19	1.00 U	5.00 U	5.00 U	5.00 U	5.00 U	5.00 U	1.00 U	1.00 U	1.00 U	1.00 U	1.00 U	1.00 U	1.00 U	1.00 U	1.00 U
7/30/19	1.00 U	5.00 U	5.00 U	5.00 U	5.00 U	5.00 U	1.00 U	1.00 U	1.00 U	1.00 U	1.00 U	1.00 U	1.00 U	1.00 U	1.00 U

Shaded concentrations represent MCL/GWPS exceedances

Printed on Recycled Paper

Gude Landfill
Monitoring Location MW-4 - Volatile Organic Compounds

Printed 12/10/21

	2,2-Dichloropropane (ug/L)	2-Butanone (ug/L)	2-Hexanone (ug/L)	4-Methyl-2-Pentanone (ug/L)	Acetone (ug/L)	Acrylonitrile (ug/L)	Benzene (ug/L)	Bromochloromethane (ug/L)	Bromodichloromethane (ug/L)	Bromoform (ug/L)	Bromomethane (ug/L)	Carbon Disulfide (ug/L)	Carbon Tetrachloride (ug/L)	Chlorobenzene (ug/L)	Chloroethane (ug/L)
3/16/20	1.00 U	5.00 U	5.00 U	5.00 U	5.00 U	5.00 U	1.00 U	1.00 U	1.00 U	1.00 U	1.00 U	1.00 U	1.00 U	1.00 U	1.00 U
8/3/20	1.00 U	5.00 U	5.00 U	5.00 U	5.00 U	5.00 U	1.00 U	1.00 U	1.00 U	1.00 U	1.00 U	1.00 U	1.00 U	1.00 U	1.00 U
3/29/21	1.00 U	5.00 U	5.00 U	5.00 U	5.00 U	5.00 U	1.00 U	1.00 U	1.00 U	1.00 U	1.00 U	1.00 U	1.00 U	1.00 U	1.00 U
9/7/21	1.00 U	5.00 U	5.00 U	5.00 U	5.00 U	5.00 U	1.00 U	1.00 U	1.00 U	1.00 U	1.00 U	1.00 U	1.00 U	1.00 U	1.00 U

Gude Landfill
Monitoring Location MW-4 - Volatile Organic Compounds

Printed 12/10/21

	Chloroform (ug/L)	Chloromethane (ug/L)	cis-1,2-Dichloroethene (ug/L)	cis-1,3-Dichloropropene (ug/L)	Dibromochloromethane (ug/L)	Ethylbenzene (ug/L)	m&p-Xylene (ug/L)	Methyl Iodide (ug/L)	Methyl Tertiary Butyl Ether (ug/L)	Methylene Bromide (ug/L)	Methylene Chloride (ug/L)	o-Xylene (ug/L)	Styrene (ug/L)	Tetrachloroethene (ug/L)	Toluene (ug/L)
MCL/ GWPS	80		70		80	700	10000				5	10000	100	5	1000
7/30/10	1.00 U	1.00 U	0.50 J	1.00 U	1.00 U	1.00 U	2.00 U	20.00 U	--	1.00 U	1.00 U	1.00 U	1.00 U	1.00 U	1.00 U
9/21/10	2.00 U	2.00 U	2.00 U	2.00 U	2.00 U	2.00 U	4.00 U	2.00 U	2.00 U	2.00 U	2.00 U	2.00 U	2.00 U	2.00 U	2.00 U
4/26/11	1.00 U	2.90	13.00	1.00 U	1.00 U	1.00 U	--	1.00 U	2.00 U	1.00 U	1.00 U	--	1.00 U	1.00 U	1.00 U
9/15/11	1.00 U	1.00 U	1.00 U	1.00 U	1.00 U	1.00 U	--	1.00 U	2.00 U	1.00 U	2.00	--	1.00 U	1.50	1.00 U
3/8/12	1.00 U	1.00 U	1.00 U	1.00 U	1.00 U	1.00 U	--	1.00 U	1.00 U	1.00 U	1.00 U	--	1.00 U	1.00 U	1.00 U
9/18/12	1.00 U	1.00 U	1.00 U	1.00 U	1.00 U	1.00 U	2.00 U	5.00 U	5.00 U	1.00 U	1.00 U	1.00 U	1.00 U	1.00 U	1.00 U
4/1/13	1.00 U	1.00 U	1.00 U	1.00 U	1.00 U	1.00 U	2.00 U	5.00 U	5.00 U	1.00 U	1.00 U	1.00 U	1.00 U	1.00 U	1.00 U
9/23/13	1.00 U	1.00 U	1.70	1.00 U	1.00 U	1.00 U	2.00 U	5.00 U	5.00 U	1.00 U	1.00 U	1.00 U	1.00 U	1.00 U	1.00 U
3/6/14	1.00 U	1.00 U	1.00 U	1.00 U	1.00 U	1.00 U	2.00 U	5.00 U	5.00 U	1.00 U	1.00 U	1.00 U	1.00 U	1.00 U	1.00 U
9/4/14	1.00 U	1.00 U	1.00 U	1.00 U	1.00 U	1.00 U	2.00 U	5.00 U	5.00 U	1.00 U	1.00 U	1.00 U	1.00 U	1.00 U	1.00 U
3/19/15	1.00 U	1.00 U	1.25	1.00 U	1.00 U	1.00 U	2.00 U	5.00 U	5.00 U	1.00 U	1.00 U	1.00 U	1.00 U	1.00 U	1.00 U
9/3/15	1.00 U	1.00 U	1.00 U	1.00 U	1.00 U	1.00 U	2.00 U	5.00 U	6.07	1.00 U	1.00 U	1.00 U	1.00 U	1.00 U	1.00 U
3/21/16	1.00 U	1.00 U	1.18	1.00 U	1.00 U	1.00 U	2.00 U	5.00 U	5.00 U	1.00 U	1.00 U	1.00 U	1.00 U	1.00 U	1.00 U
8/30/16	1.00 U	1.00 U	1.04	1.00 U	1.00 U	1.00 U	2.00 U	5.00 U	5.00 U	1.00 U	1.00 U	1.00 U	1.00 U	1.00 U	1.00 U
3/8/17	1.00 U	1.00 U	1.22	1.00 U	1.00 U	1.00 U	2.00 U	5.00 U	5.00 U	1.00 U	1.00 U	1.00 U	1.00 U	1.00 U	1.00 U
9/13/17	1.00 U	1.00 U	1.00 U	1.00 U	1.00 U	1.00 U	2.00 U	5.00 U	5.10	1.00 U	1.00 U	1.00 U	1.00 U	1.00 U	1.00 U
4/3/18	1.00 U	1.00 U	1.00 U	1.00 U	1.00 U	1.00 U	2.00 U	5.00 U	5.00 U	1.00 U	1.00 U	1.00 U	1.00 U	1.00 U	1.00 U
9/11/18	1.00 U	1.00 U	1.00 U	1.00 U	1.00 U	1.00 U	2.00 U	5.00 U	5.00 U	1.00 U	1.00 U	1.00 U	1.00 U	1.00 U	1.00 U
4/8/19	1.00 U	1.00 U	1.00 U	1.00 U	1.00 U	1.00 U	1.00 U	1.00 U	1.00 U	1.00 U	1.00 U	1.00 U	1.00 U	1.00 U	1.00 U
7/30/19	1.00 U	1.00 U	1.10	1.00 U	1.00 U	1.00 U	1.00 U	1.00 U	1.00 U	1.00 U	1.00 U	1.00 U	1.00 U	1.00 U	1.00 U

Shaded concentrations represent MCL/GWPS exceedances

Printed on Recycled Paper

Gude Landfill
Monitoring Location MW-4 - Volatile Organic Compounds

Printed 12/10/21

	Chloroform (ug/L)	Chloromethane (ug/L)	cis-1,2-Dichloroethene (ug/L)	cis-1,3-Dichloropropene (ug/L)	Dibromochloromethane (ug/L)	Ethylbenzene (ug/L)	m&p-Xylene (ug/L)	Methyl Iodide (ug/L)	Methyl Tertiary Butyl Ether (ug/L)	Methylene Bromide (ug/L)	Methylene Chloride (ug/L)	o-Xylene (ug/L)	Styrene (ug/L)	Tetrachloroethene (ug/L)	Toluene (ug/L)
3/16/20	1.00 U	1.00 U	1.00 U	1.00 U	1.00 U	1.00 U	1.00 U	1.00 U	1.00 U	1.00 U	1.00 U	1.00 U	1.00 U	1.00 U	1.00 U
8/3/20	1.00 U	1.00 U	1.00 U	1.00 U	1.00 U	1.00 U	1.00 U	1.00 U	1.00 U	1.00 U	1.00 U	1.00 U	1.00 U	1.00 U	1.00 U
3/29/21	1.00 U	1.00 U	1.00 U	1.00 U	1.00 U	1.00 U	1.00 U	1.00 U	1.00 U	1.00 U	1.00 U	1.00 U	1.00 U	1.00 U	1.00 U
9/7/21	1.00 U	1.00 U	1.00 U	1.00 U	1.00 U	1.00 U	1.00 U	1.00 U	1.00 U	1.00 U	1.00 U	1.00 U	1.00 U	1.00 U	1.00 U

Gude Landfill

Monitoring Location MW-4 - Volatile Organic Compounds

	trans-1,2-Dichloroethene (ug/L)	trans-1,3-Dichloropropene (ug/L)	trans-1,4-Dichloro-2-butene (ug/L)	Trichloroethene (ug/L)	Trichlorofluoromethane (ug/L)	Vinyl Acetate (ug/L)	Vinyl Chloride (ug/L)	Xylene (ug/L)
MCL/ GWPS	100			5			2	10000
7/30/10	1.00 U	1.00 U	5.00 U	1.00 U	1.00 U	1.00 U	1.00 U	--
9/21/10	2.00 U	2.00 U	2.00 U	2.00 U	2.00 U	2.00 U	2.00 U	--
4/26/11	1.70	1.00 U	5.00 U	5.60	1.00 U	1.00 U	1.00 U	1.00 U
9/15/11	1.00 U	1.00 U	5.00 U	1.40	14.00	1.00 U	3.10	1.00 U
3/8/12	1.00 U	1.00 U	5.00 U	1.00 U	1.00 U	1.00 U	1.00 U	1.00 U
9/18/12	1.00 U	1.00 U	5.00 U	1.00 U	1.00 U	5.00 U	1.00 U	--
4/1/13	1.00 U	1.00 U	5.00 U	1.00 U	1.00 U	5.00 U	1.00 U	--
9/23/13	1.00 U	1.00 U	5.00 U	1.00 U	1.00 U	5.00 U	1.00 U	--
3/6/14	1.00 U	1.00 U	5.00 U	1.00 U	1.00 U	5.00 U	1.00 U	--
9/4/14	1.00 U	1.00 U	5.00 U	1.00 U	1.00 U	5.00 U	1.00 U	--
3/19/15	1.00 U	1.00 U	5.00 U	1.00 U	1.00 U	5.00 U	1.00 U	--
9/3/15	1.00 U	1.00 U	5.00 U	1.00 U	1.00 U	5.00 U	1.00 U	--
3/21/16	1.00 U	1.00 U	5.00 U	1.00 U	1.00 U	5.00 U	1.00 U	--
8/30/16	1.00 U	1.00 U	5.00 U	1.00 U	1.00 U	5.00 U	1.00 U	--
3/8/17	1.00 U	1.00 U	5.00 U	1.00 U	1.00 U	5.00 U	1.00 U	--
9/13/17	1.00 U	1.00 U	5.00 U	1.00 U	1.00 U	5.00 U	1.00 U	--
4/3/18	1.00 U	1.00 U	5.00 U	1.00 U	1.00 U	5.00 U	1.00 U	--
9/11/18	1.00 U	1.00 U	5.00 U	1.00 U	1.00 U	5.00 U	1.00 U	--
4/8/19	1.00 U	1.00 U	1.00 U	1.00 U	1.00 U	1.00 U	1.00 U	--
7/30/19	1.00 U	1.00 U	1.00 U	1.00 U	1.00 U	1.00 U	1.00 U	--

Gude Landfill

Monitoring Location MW-4 - Volatile Organic Compounds

	trans-1,2-Dichloroethene (ug/L)	trans-1,3-Dichloropropene (ug/L)	trans-1,4-Dichloro-2-butene (ug/L)	Trichloroethene (ug/L)	Trichlorofluoromethane (ug/L)	Vinyl Acetate (ug/L)	Vinyl Chloride (ug/L)	Xylene (ug/L)
3/16/20	1.00 U	1.00 U	1.00 U	1.00 U	1.00 U	1.00 U	1.00 U	--
8/3/20	1.00 U	1.00 U	1.00 U	1.00 U	1.00 U	1.00 U	1.00 U	--
3/29/21	1.00 U	1.00 U	1.00 U	1.00 U	1.00 U	1.00 U	1.00 U	--
9/7/21	1.00 U	1.00 U	1.00 U	1.00 U	1.00 U	1.00 U	1.00 U	--

Gude Landfill
Monitoring Location MW-6 - General Parameters

Printed 12/10/21

	Alkalinity (mg/L)	Ammonia Nitrogen (mg/L)	Chemical Oxygen Demand (mg/L)	Chloride (mg/L)	Cyanide, Total (mg/L)	Dissolved Oxygen, Field (mg/L)	Hardness (mg/L)	Nitrate (mg/L)	Nitrate+Nitrite (mg/L)	Nitrite (mg/L)	ORP, Field (mV)	pH, Field (SU)	pH, Lab (SU)
MCL/ GWPS					0.2			10		1			
7/28/10	--	--	--	--	0.050 U	--	--	--	--	--	--	--	--
9/21/10	260.0	0.20 U	10.0 U	222.0000	--	--	430.0	0.0757 J	0.11 J	0.03 J	--	--	--
4/20/11	264.0	0.20 U	17.3	200.0000	--	--	1720.0	0.2000 U	0.20 U	0.05 U	--	--	--
9/8/11	214.0	0.20 U	10.0 U	226.0000	--	--	430.0	0.2000 U	0.20 U	0.05 U	--	--	--
3/7/12	238.0	0.20 U	10.0 U	243.0000	--	--	470.0	0.2000 U	0.20 U	0.05 U	--	--	--
9/13/12	197.0	0.20 U	10.0 U	255.0000	--	--	452.0	0.2000 U	0.20 U	0.05 U	--	--	--
3/18/13	216.0	0.20 U	10.0 U	258.0000	--	0.13	472.0	0.2000 U	0.20 U	0.05 U	297.0	6.17	--
9/16/13	--	--	--	--	--	1.09	410.0	--	--	--	152.1	5.90	--
9/17/13	183.0	0.20 U	10.0 U	304.0000	--	0.19	500.0	0.2000 U	0.20 U	0.05 U	439.0	5.62	--
9/19/13	--	--	--	--	--	4.46	430.0	--	--	--	169.0	5.98	--
3/6/14	208.0	0.20 U	10.0 U	282.0000	--	4.05	500.0	0.2000 U	--	--	280.0	6.09	--
9/2/14	201.0	0.20 U	10.0 U	411.0000	--	1.13	632.0	0.2000 U	0.20 U	0.05 U	324.0	5.85	--
3/19/15	201.0	0.20 U	10.0 U	372.0000	--	0.00	104.0	0.2000 U	0.20 U	0.05 U	292.0	6.55	--
8/31/15	197.0	0.20 U	10.0 U	409.0000	--	--	800.0	0.2000 U	0.20 U	0.05 U	225.0	6.01	--
3/17/16	247.0	0.20 U	10.0 U	407.0000	--	2.98	710.0	0.2000 U	0.20 U	0.05 U	166.0	6.27	--
9/1/16	80.0	0.20 U	10.0 U	3.6100	--	--	70.0	0.2000 U	0.20 U	0.05 U	236.0	5.66	--
3/13/17	210.0	0.20 U	10.0 U	443.0000	--	--	630.0	0.2000 U	0.20 U	0.05 U	376.0	5.97	--
9/11/17	243.0	0.20 U	10.0 U	456.0000	--	--	1300.0	0.2000 U	0.20 U	0.05 U	349.0	5.99	--
4/4/18	250.0	0.20 U	10.4	533.0000	--	--	521.0	0.2000 U	0.20 U	0.05 U	68.0	6.00	--

Gude Landfill
Monitoring Location MW-6 - General Parameters

Printed 12/10/21

	Alkalinity (mg/L)	Ammonia Nitrogen (mg/L)	Chemical Oxygen Demand (mg/L)	Chloride (mg/L)	Cyanide, Total (mg/L)	Dissolved Oxygen, Field (mg/L)	Hardness (mg/L)	Nitrate (mg/L)	Nitrate+Nitrite (mg/L)	Nitrite (mg/L)	ORP, Field (mV)	pH, Field (SU)	pH, Lab (SU)
9/4/18	250.0	0.20 U	10.0 U	545.0000	--	--	545.0	0.2000 U	0.20 U	0.05 U	18.0	5.99	--
4/12/19	245.0	0.10 U	12.0	618.0000	--	0.08	653.0 B	0.2000 U	--	--	86.8	5.86	6.03
8/1/19	241.0	0.10 U	3.0 U	564.0000	--	0.19	470.0	1.7000	--	--	61.1	5.62	6.12
3/12/20	130.0	0.38	12.7	455.0000	--	0.47	484.0	0.2300	--	--	43.7	5.71	6.07
8/5/20	211.0	0.10 U	10.9	503.0000	--	0.57	525.0	0.2000 U	--	--	107.4	6.00	5.90
3/23/21	240.0	0.10 U	5.8	488.0000	--	0.03	462.0	0.0760	--	--	12.5	5.87	6.00
9/7/21	248.0	0.05 U	31.8	515.0000	--	0.27	504.0	0.0290	--	--	115.3	5.75	5.93

Gude Landfill

Monitoring Location MW-6 - General Parameters

	Specific Conductivity, Field (uS/cm)	Specific Conductivity, Lab (umhos/cm)	Sulfate, total (mg/L)	Sulfide (mg/L)	Temperature, field (°C)	Total Dissolved Solids (mg/L)	Total Suspended Solids (mg/L)	Turbidity (NTU)	Turbidity, Field (NTU)
MCL/ GWPS									
7/28/10	--	--	--	3.0 U	--	--	--	--	--
9/21/10	--	--	54.10	--	--	1080.0	--	5300.000	--
4/20/11	--	--	58.70	--	--	868.0	--	1540.000	--
9/8/11	--	--	45.20	--	--	1036.0	--	--	--
3/7/12	--	--	43.40	--	--	976.0	--	--	--
9/13/12	--	--	47.40	--	--	776.0	--	--	--
3/18/13	1.4	--	48.00	--	12.6	644.0	--	--	270.00
9/16/13	938.0	--	--	--	16.6	--	--	4.600	4.80
9/17/13	1248.0	--	50.00	--	16.2	878.0	--	--	2651.00
9/19/13	1.2	--	--	--	14.6	--	--	3400.000	114.00
3/6/14	1214.0	--	62.10	--	14.4	718.0	--	--	589.00
9/2/14	1557.0	--	70.60	--	17.0	96.0	--	--	129.60
3/19/15	1320.0	--	77.20	--	16.8	926.0	--	--	11.20
8/31/15	1004.0	--	70.70	--	19.3	1022.0	--	--	6.40
3/17/16	1730.0	--	70.10	--	15.3	978.0	--	--	2.20
9/1/16	1844.0	--	7.46	--	26.2	98.0	--	--	15.60
3/13/17	1667.0	--	53.80	--	15.3	1060.0	--	--	9.00
9/11/17	1849.0	--	57.40	--	17.8	1140.0	--	--	3.50
4/4/18	1898.0	--	40.20	--	14.8	1080.0	--	--	7.10

Gude Landfill
Monitoring Location MW-6 - General Parameters

Printed 12/10/21

	Specific Conductivity, Field (uS/cm)	Specific Conductivity, Lab (umhos/cm)	Sulfate, total (mg/L)	Sulfide (mg/L)	Temperature, field (°C)	Total Dissolved Solids (mg/L)	Total Suspended Solids (mg/L)	Turbidity (NTU)	Turbidity, Field (NTU)
9/4/18	2243.0	--	34.10	--	26.9	1140.0	--	--	0.00
4/12/19	2830.0	2390.0	41.40	--	17.3	1860.0	45.7	8.210	5.50
8/1/19	2.1	2110.0	41.10	--	19.2	1440.0	28.1	4.770	1.72
3/12/20	2554.0	1840.0	39.80	--	17.1	1180.0	23.4	45.700	17.10
8/5/20	1982.0	2160.0	37.20	--	20.9	1140.0	91.1	21.000	29.80
3/23/21	2111.0	2000.0	32.90	--	18.5	1130.0	135.0	16.900	36.70
9/7/21	2219.0	2040.0	30.80	--	25.4	1110.0	276.0	23.200	41.90

Gude Landfill
Monitoring Location MW-6 - Dissolved Metals

Printed 12/10/21

	Antimony, dissolved (mg/L)	Arsenic, dissolved (mg/L)	Barium, dissolved (mg/L)	Beryllium, dissolved (mg/L)	Cadmium, dissolved (mg/L)	Calcium, dissolved (mg/L)	Chromium, dissolved (mg/L)	Cobalt, dissolved (mg/L)	Copper, dissolved (mg/L)	Iron, dissolved (mg/L)	Lead, dissolved (mg/L)	Magnesium, dissolved (mg/L)	Manganese, dissolved (mg/L)	Mercury, dissolved (mg/L)
MCL/ GWPS	0.006	0.01	2	0.004	0.005		0.1				0.015			0.002
4/20/11	0.005 U	0.005 U	0.226	0.005 U	0.005 U	69.5	0.01 U	0.34	0.006	0.5 U	0.005 U	52.7	49.900	0.0002 U
9/8/11	--	--	--	--	--	--	--	--	--	--	--	--	--	--
3/7/12	0.005 U	0.005 U	0.267	0.005 U	0.005 U	83.7	0.01 U	0.36	0.006	0.4	0.005 U	57.8	47.700	0.0002 U
9/13/12	0.005 U	0.005 U	0.270	0.005 U	0.005 U	74.8	0.01 U	0.28	0.005	0.5	0.005 U	53.3	37.300	0.0002 U
3/18/13	0.005 U	0.005 U	0.249	0.005 U	0.005 U	75.7	0.01 U	0.32	0.006	1.0	0.005 U	54.7	46.500	0.0002 U
9/16/13	--	--	--	--	--	--	--	--	--	--	--	--	--	--
9/17/13	0.005 U	0.005 U	0.271	0.005 U	0.005 U	81.6	0.01 U	0.31	0.005 U	0.4	0.005 U	57.9	42.000	0.0002 U
9/19/13	--	--	--	--	--	--	--	--	--	--	--	--	--	--
3/6/14	0.005 U	0.005 U	0.261	0.005 U	0.005 U	82.3	0.01 U	0.32	0.005 U	0.9	0.005 U	58.1	47.100	0.0002 U
9/2/14	0.005 U	0.005 U	0.402	0.005 U	0.005 U	98.2	0.01 U	0.51	0.007	2.0 U	0.005 U	69.2	52.700	0.0002 U
3/19/15	0.002 U	0.002 U	0.310	0.002 U	0.004 U	85.0	0.25	0.59	0.009 J	6.5	0.002 U	60.0	50.000	0.0002 U
8/31/15	0.001 U	0.001 U	0.320	0.001 U	0.001 U	85.0	0.21	0.46	0.011	1.9	0.001 U	67.0	50.000	0.0002 U
3/17/16	0.002 U	0.002 U	0.315	0.002 U	0.002	97.1	0.00 U	0.58	0.002 U	34.3	0.002 U	72.8	59.400	0.0002 U
9/1/16	0.002 U	0.003	0.318	0.002 U	0.002 U	107.0	0.01	0.69	0.008	3.5	0.002 U	77.4	60.800	0.0002 U
3/13/17	0.002 U	0.003	0.309	0.002 U	0.002 U	100.0	0.00 U	0.56	0.014	0.7	0.002 U	71.1	43.800	0.0002 U
9/11/17	0.002 U	0.002 U	0.414	0.002 U	0.002	109.0	0.00	0.62	0.002	0.7	0.002 U	79.5	62.300	0.0002 U
4/4/18	0.002 U	0.020 U	0.366	0.002 U	0.002 U	96.5	0.02 U	0.59	0.020 U	5.4	0.002 U	71.9	73.600	0.0002 U
9/4/18	0.002 U	0.002 U	0.310	0.002 U	0.002 U	99.6	0.01	0.76	0.002 U	29.2	0.002 U	73.5	74.200	0.0002 U

Gude Landfill

Printed 12/10/21

Monitoring Location MW-6 - Dissolved Metals

	Nickel, dissolved (mg/L)	Potassium, dissolved (mg/L)	Selenium, dissolved (mg/L)	Silver, dissolved (mg/L)	Sodium, dissolved (mg/L)	Thallium, dissolved (mg/L)	Vanadium, dissolved (mg/L)	Zinc, dissolved (mg/L)
MCL/ GWPS			0.05			0.002		
4/20/11	0.03	3.1	0.005 U	0.01 U	62.2	0.005 U	0.01 U	0.043
9/8/11	0.03	--	--	--	--	--	--	--
3/7/12	0.04	3.7	0.005 U	0.01 U	77.8	0.005 U	0.01 U	0.033
9/13/12	0.06	4.1	0.007	0.01 U	64.0	0.005 U	0.01 U	0.039
3/18/13	0.05	3.4	0.007	0.01 U	64.3	0.005 U	0.01 U	0.037
9/16/13	0.03	--	--	--	--	--	--	--
9/17/13	0.04	3.7	0.008	0.01 U	68.4	0.005 U	0.01 U	0.035
9/19/13	0.06	--	--	--	--	--	--	--
3/6/14	0.03	3.3	0.005 U	0.01 U	67.5	0.005 U	0.01 U	0.043
9/2/14	0.06	4.3	0.007	0.01 U	98.0	0.005 U	0.01 U	0.045
3/19/15	0.49	3.7	0.350 U	0.01 U	97.0	0.002 U	0.01 U	0.044
8/31/15	0.35	4.0	0.005 U	0.00 U	97.0	0.001 U	0.01 U	0.044
3/17/16	0.05	3.2	0.005	0.00 U	102.0	0.001 U	0.00 U	0.023
9/1/16	0.08	4.2	0.002	0.00 U	114.0	0.001 U	0.00	0.040
3/13/17	0.07	4.0	0.002 U	0.00 U	112.0	0.001 U	0.00	0.040
9/11/17	0.07	4.3	0.006	0.00 U	123.0	0.001 U	0.00 U	0.033
4/4/18	0.06	5.0 U	0.020 U	0.00 U	115.0	0.001 U	0.02 U	0.027
9/4/18	0.07	2.3	0.002 U	0.00 U	107.0	0.001 U	0.00 U	0.030

Gude Landfill
Monitoring Location MW-6 - Total Metals

Printed 12/10/21

	Antimony, total (mg/L)	Arsenic, total (mg/L)	Barium, total (mg/L)	Beryllium, total (mg/L)	Cadmium, total (mg/L)	Calcium, total (mg/L)	Chromium, total (mg/L)	Cobalt, total (mg/L)	Copper, total (mg/L)	Iron, total (mg/L)	Lead, total (mg/L)	Magnesium, total (mg/L)
MCL/ GWPS	0.006	0.01	2	0.004	0.005		0.1				0.015	
7/28/10	0.0010 U	0.0031	0.2800	0.0010 U	0.0010 U	--	0.0085	0.2000	0.0110	--	0.00370	--
9/21/10	0.0050 U	0.0050 U	0.6750	0.0070	0.0082	62.60	0.0533	0.3300	0.1430	69.4000	0.05190	57.900
4/20/11	0.0050 U	0.0050 U	0.3030	0.0050 U	0.0050 U	73.90	0.0050 U	0.3220	0.0157	2.9000	0.01010	54.900
9/8/11	0.0050 U	0.0050 U	0.3190	0.0050 U	0.0066	70.30	0.0050 U	0.2160	0.0106	0.8970	0.01100	53.500
3/7/12	0.0050 U	0.0050 U	0.3650	0.0050 U	0.0062	78.70	0.0073	0.3740	0.0243	4.7600	0.01370	56.300
9/13/12	0.0050 U	0.0050 U	0.4330	0.0050 U	0.0089	72.80	0.0229	0.3430	0.0414	17.9000	0.00953	53.100
3/18/13	0.0050 U	0.0050 U	0.2590	0.0050 U	0.0050 U	76.30	0.0051	0.3880	0.0133	3.4700	0.00500 U	54.900
9/16/13	0.0050 U	0.0025	0.3000	0.0010 U	0.0010 U	76.00	0.0010 U	0.3400	0.0026	10.0000 U	0.00100 U	54.000
9/17/13	0.0050 U	0.0050 U	0.3010	0.0050 U	0.0050 U	79.80	0.0064	0.2630	0.0149	7.6500	0.00541	56.700
9/19/13	0.0050 U	0.0320	0.3900	0.0013	0.0010 U	78.00	0.0120	0.3500	0.0540	17.0000	0.02500	58.000
3/6/14	0.0050 U	0.0050 U	0.3000	0.0050 U	0.0050 U	80.10	0.0118	0.2810	0.0157	8.6500	0.00552	56.300
9/2/14	0.0050 U	0.0050 U	0.3930	0.0050 U	0.0050 U	90.20	0.0050 U	0.4660	0.0091	2.3900	0.00500 U	65.000
3/19/15	0.0020 U	0.0020 U	0.3100	0.0020 U	0.0040 U	83.00	0.5700	0.5900	0.0170	8.3000	0.00200 U	60.000
8/31/15	0.0010 U	0.0011	0.3200	0.0010 U	0.0005 U	84.00	0.5300	0.4600	0.0110	3.3000	0.00100 U	59.000
3/17/16	0.0020 U	0.0020 U	0.3320	0.0020 U	0.0023	95.90	0.0020 U	0.5540	0.0033	27.3000	0.00200 U	71.500
9/1/16	0.0020 U	0.0020 U	0.0158	0.0020 U	0.0020 U	19.50	0.0031	0.0020 U	0.0020 U	0.2000 U	0.00200 U	2.820
3/13/17	0.0020 U	0.0031	0.3170	0.0020 U	0.0020 U	96.70	0.0034	0.5700	0.0216	0.7980	0.00200 U	66.900
9/11/17	0.0020 U	0.0020 U	0.4180	0.0020 U	0.0024	109.00	0.0032	0.5970	0.0031	0.7230	0.00200 U	79.300
4/4/18	0.0020 U	0.0200 U	0.3500	0.0020 U	0.0020 U	93.10	0.0200 U	0.5680	0.0200 U	3.8500	0.00200 U	70.200
9/4/18	0.0020 U	0.0020 U	0.3400	0.0020 U	0.0020 U	98.60	0.0037	0.7860	0.0337	22.7000	0.00200 U	72.600
4/12/19	0.0010 U	0.0010 U	0.4630	0.0010 U	0.0010 U	110.00	0.0059	0.8380	0.0072	4.7500 B	0.00100 U	91.700
8/1/19	0.0010 U	0.0010 U	0.3820	0.0010 U	0.0010 U	75.60	0.0066	0.7070	0.0029	3.6300	0.00100 U	68.400
3/12/20	0.0010 U	0.0010 U	0.3580	0.0010 U	0.0010 U	76.50	0.0018	0.7340	0.0050	14.1000	0.00100 U	71.200

Shaded concentrations represent MCL/GWPS exceedances

Printed on Recycled Paper

Gude Landfill
Monitoring Location MW-6 - Total Metals

Printed 12/10/21

	Antimony, total (mg/L)	Arsenic, total (mg/L)	Barium, total (mg/L)	Beryllium, total (mg/L)	Cadmium, total (mg/L)	Calcium, total (mg/L)	Chromium, total (mg/L)	Cobalt, total (mg/L)	Copper, total (mg/L)	Iron, total (mg/L)	Lead, total (mg/L)	Magnesium, total (mg/L)
8/5/20	0.0010 U	0.0010 U	0.4150	0.0010 U	0.0010 U	82.70	0.0035	0.7600	0.0034	3.6800	0.00100 U	77.300
3/23/21	0.0010 U	0.0010 U	0.3480	0.0010 U	0.0010 U	76.00	0.0016	0.5860	0.0073	1.8600	0.00100 U	66.200
9/7/21	0.0010 U	0.0010 U	0.4290	0.0010 U	0.0010 U	80.60	0.0030	0.6380	0.0062	4.8700	0.00100 U	73.400

Gude Landfill
Monitoring Location MW-6 - Total Metals

Printed 12/10/21

	Manganese, total (mg/L)	Mercury, total (mg/L)	Nickel, total (mg/L)	Potassium, total (mg/L)	Selenium, total (mg/L)	Silver, total (mg/L)	Sodium, total (mg/L)	Thallium, total (mg/L)	Tin, total (mg/L)	Vanadium, total (mg/L)	Zinc, total (mg/L)
MCL/ GWPS		0.002			0.05			0.002			
7/28/10	--	0.000200 U	0.0330	--	0.00120	0.0010 U	--	0.0010 U	0.0050 U	0.00670	0.06800
9/21/10	38.90000	0.000200 U	0.1540	4.920	0.04290	0.0050 U	56.20	0.0050 U	--	0.05310	0.50000
4/20/11	54.00000	0.000350	0.0339	2.940	0.01130	0.0050 U	63.10	0.0050 U	--	0.00500 U	0.05160
9/8/11	37.63000	0.000200 U	--	3.710	0.00983	0.0050 U	61.20	0.0001	--	0.00500 U	0.04870
3/7/12	44.40000	0.000200 U	0.0339	3.630	0.00963	0.0050 U	70.90	0.0050 U	--	0.00540	0.06160
9/13/12	37.60000	0.000200 U	0.0342	4.190	0.01510	0.0050 U	59.60	0.0050 U	--	0.01490	0.13600
3/18/13	48.00000	0.000200 U	0.0344	3.770	0.00839	0.0050 U	65.30	0.0050 U	--	0.00500 U	0.05150
9/16/13	40.00000	0.000200 U	--	3.500	0.00058 J	0.0010 U	65.00	0.0010 U	--	0.00500 U	2.00000 U
9/17/13	40.00000	0.000200 U	0.0349	4.000	0.01330	0.0050 U	66.00	0.0050 U	--	0.00500 U	0.05610
9/19/13	37.00000	0.000140 J	--	3.800	0.00380	0.0010 U	65.00	0.0010 U	--	0.01400	0.14000
3/6/14	44.70000	0.000200 U	0.0409	3.350	0.00843	0.0050 U	64.30	0.0050 U	--	0.00508	0.06270
9/2/14	54.30000	0.000200 U	0.0532	3.970	0.00837	0.0050 U	89.80	0.0050 U	--	0.00500 U	0.04560
3/19/15	48.00000	0.000200 U	0.5700	3.500	0.35000 U	0.0100 U	76.00	0.0020 U	--	0.01000 U	0.04800
8/31/15	50.00000	0.000200 U	0.5600	3.900	0.00500 U	0.0010 U	95.00	0.0010 U	--	0.00500 U	0.04500
3/17/16	58.10000	0.000200 U	0.0511	3.290	0.00568	0.0001 U	101.00	0.0010 U	--	0.00200 U	0.02530
9/1/16	0.01310	0.000200 U	0.0020 U	1.170	0.00200 U	0.0020 U	10.40	0.0010 U	--	0.00200 U	0.00357
3/13/17	45.50000	0.000200 U	0.0684	4.080	0.00205	0.0020 U	107.00	0.0010 U	--	0.00225	0.04240
9/11/17	61.20000	0.000200 U	0.0654	4.220	0.00572	0.0020 U	123.00	0.0010 U	--	0.00200 U	0.03370
4/4/18	65.60000	0.000200 U	0.0576	5.520	0.02000 U	0.0020 U	106.00	0.0010 U	--	0.02000 U	0.02790
9/4/18	3.47000	0.000200 U	0.0776	2.350	0.00200 U	0.0020 U	105.00	0.0010 U	--	0.00200 U	0.05010
4/12/19	75.00000	0.000132	0.1000	4.890	0.01180	0.0010 U	199.00	0.0010 U	--	0.00100 U	0.05740 B
8/1/19	64.80000	0.000100 U	0.0811	4.350	0.00969	0.0010 U	171.00	0.0010 U	--	0.00100 U	0.03810 B
3/12/20	52.40000	0.000100 U	0.0808	4.330	0.00547	0.0010 U	167.00	0.0010 U	--	0.00100 U	0.03850

Gude Landfill
Monitoring Location MW-6 - Total Metals

Printed 12/10/21

	Manganese, total (mg/L)	Mercury, total (mg/L)	Nickel, total (mg/L)	Potassium, total (mg/L)	Selenium, total (mg/L)	Silver, total (mg/L)	Sodium, total (mg/L)	Thallium, total (mg/L)	Tin, total (mg/L)	Vanadium, total (mg/L)	Zinc, total (mg/L)
8/5/20	56.90000	0.000100 U	0.0885	4.570	0.00692	0.0010 U	174.00	0.0010 U	--	0.00100 U	0.04500
3/23/21	41.30000	0.000100 U	0.0784	3.870	0.00532	0.0010 U	157.00	0.0010 U	--	0.00100 U	0.03910
9/7/21	42.90000	0.000100 U	0.0834	4.740	0.00603	0.0010 U	182.00	0.0010 U	--	0.00100 U	0.04290

Gude Landfill
Monitoring Location MW-6 - Volatile Organic Compounds

Printed 12/10/21

	1,1,1,2-Tetrachloroethane (ug/L)	1,1,1-Trichloroethane (ug/L)	1,1,1,2,2-Tetrachloroethane (ug/L)	1,1,2-Trichloroethane (ug/L)	1,1-Dichloroethane (ug/L)	1,1-Dichloroethene (ug/L)	1,1-Dichloropropene (ug/L)	1,2,3-Trichloropropane (ug/L)	1,2-Dibromo-3-chloropropane (ug/L)	1,2-Dibromoethane (ug/L)	1,2-Dichlorobenzene (ug/L)	1,2-Dichloroethane (ug/L)	1,2-Dichloropropane (ug/L)	1,3-Dichloropropane (ug/L)	1,4-Dichlorobenzene (ug/L)
MCL/ GWPS	200			5		7			0.2	0.05	600	5	5		75
7/28/10	1.00 U	1.00 U	1.00 U	1.00 U	7.00	1.00 U	1.00 U	1.00 U	10.00 U	1.00 U	1.00	2.00	1.00 U	1.00 U	10.00
9/21/10	2.00 U	2.00 U	2.00 U	2.00 U	6.86	2.00 U	2.00 U	2.00 U	2.00 U	2.00 U	2.00 U	1.84 J	2.37	2.00 U	6.64
4/20/11	1.00 U	1.00 U	1.00 U	1.00 U	1.00 U	1.00 U	--	1.00 U	1.00 U	1.00 U	1.00 U	1.00 U	1.00 U	--	1.00 U
9/8/11	1.00 U	1.00 U	1.00 U	1.00 U	1.00 U	1.00 U	--	1.00 U	1.00 U	1.00 U	1.00 U	1.00 U	1.00 U	--	1.00 U
3/7/12	1.00 U	1.00 U	1.00 U	1.00 U	3.30	1.00 U	--	1.00 U	1.00 U	1.00 U	0.85	1.00 U	1.00 U	--	7.00
9/13/12	1.00 U	1.00 U	1.00 U	1.00 U	1.00 U	1.00 U	1.00 U	1.00 U	1.00 U	1.00 U	1.00 U	1.00 U	1.00 U	1.00 U	6.24
3/18/13	1.00 U	1.00 U	1.00 U	1.00 U	2.79	1.00 U	1.00 U	1.00 U	1.00 U	1.00 U	1.00 U	1.00 U	1.15	1.00 U	4.53
9/17/13	1.00 U	1.00 U	1.00 U	1.00 U	1.00 U	1.00 U	1.00 U	1.00 U	1.00 U	1.00 U	1.00 U	1.00 U	1.00 U	1.00 U	3.99
3/6/14	1.00 U	1.00 U	1.00 U	1.00 U	2.03	1.00 U	1.00 U	1.00 U	1.00 U	1.00 U	--	1.00 U	1.00 U	1.00 U	4.99
9/2/14	1.00 U	1.00 U	1.00 U	1.00 U	1.68	1.00 U	1.00 U	1.00 U	1.00 U	1.00 U	1.00 U	1.00 U	1.00 U	1.00 U	4.42
3/19/15	1.00 U	1.00 U	1.00 U	1.00 U	1.24	1.00 U	1.00 U	1.00 U	1.00 U	1.00 U	1.00 U	1.00 U	1.00 U	1.00 U	3.27
8/31/15	1.00 U	1.00 U	1.00 U	1.00 U	1.15	1.00 U	1.00 U	1.00 U	1.00 U	1.00 U	1.00 U	1.00 U	1.00 U	1.00 U	3.92
3/17/16	1.00 U	1.00 U	1.00 U	1.00 U	1.00 J	1.00 U	1.00 U	1.00 U	1.00 U	1.00 U	1.00 U	1.00 U	1.00 U	1.00 U	4.43
9/1/16	1.00 U	1.00 U	1.00 U	1.00 U	1.00 U	1.00 U	1.00 U	1.00 U	1.00 U	1.00 U	1.00 U	1.00 U	1.00 U	1.00 U	1.34
3/13/17	1.00 U	1.00 U	1.00 U	1.00 U	1.00 U	1.00 U	1.00 U	1.00 U	1.00 U	1.00 U	1.00 U	1.00 U	1.00 U	1.00 U	3.63
9/11/17	1.00 U	1.00 U	1.00 U	1.00 U	1.00 U	1.00 U	1.00 U	1.00 U	1.00 U	1.00 U	1.00 U	1.00 U	1.00 U	1.00 U	3.38
4/4/18	1.00 U	1.00 U	1.00 U	1.00 U	1.00 U	1.00 U	1.00 U	1.00 U	1.00 U	1.00 U	1.00 U	1.00 U	1.00 U	1.00 U	2.78
9/4/18	1.00 U	1.00 U	1.00 U	1.00 U	1.00 U	1.00 U	1.00 U	1.00 U	1.00 U	1.00 U	1.00 U	1.00 U	1.00 U	1.00 U	2.40
4/12/19	1.00 U	1.00 U	1.00 U	1.00 U	1.00 U	1.00 U	1.00 U	1.00 U	1.00 U	1.00 U	1.00 U	1.00 U	1.00 U	1.00 U	4.30
8/1/19	1.00 U	1.00 U	1.00 U	1.00 U	1.00 U	1.00 U	1.00 U	1.00 U	1.00 U	1.00 U	1.00 U	1.00 U	1.00 U	1.00 U	4.80

Shaded concentrations represent MCL/GWPS exceedances

Printed on Recycled Paper

Gude Landfill
Monitoring Location MW-6 - Volatile Organic Compounds

Printed 12/10/21

	1,1,1,2-Tetrachloroethane (ug/L)	1,1,1-Trichloroethane (ug/L)	1,1,1,2,2-Tetrachloroethane (ug/L)	1,1,2-Trichloroethane (ug/L)	1,1-Dichloroethane (ug/L)	1,1-Dichloroethane (ug/L)	1,1-Dichloropropene (ug/L)	1,2,3-Trichloropropane (ug/L)	1,2-Dibromo-3-chloropropane (ug/L)	1,2-Dibromoethane (ug/L)	1,2-Dichlorobenzene (ug/L)	1,2-Dichloroethane (ug/L)	1,2-Dichloropropane (ug/L)	1,3-Dichloropropane (ug/L)	1,4-Dichlorobenzene (ug/L)
3/12/20	1.00 U	1.00 U	1.00 U	1.00 U	1.00 U	1.00 U	1.00 U	1.00 U	1.00 U	1.00 U	1.00 U	1.00 U	1.00 U	1.00 U	4.60
8/5/20	1.00 U	1.00 U	1.00 U	1.00 U	1.00 U	1.00 U	1.00 U	1.00 U	0.05 U	0.02 U	1.00 U	1.00 U	1.00 U	1.00 U	5.90
3/23/21	1.00 U	1.00 U	1.00 U	1.00 U	1.00 U	1.00 U	1.00 U	1.00 U	0.05 U	0.02 U	1.00 U	1.00 U	1.00 U	1.00 U	4.90
9/7/21	1.00 U	1.00 U	1.00 U	1.00 U	1.00 U	1.00 U	1.00 U	1.00 U	0.05 U	0.02 U	1.00 U	1.00 U	1.00 U	1.00 U	1.00 U

Gude Landfill
Monitoring Location MW-6 - Volatile Organic Compounds

Printed 12/10/21

	2,2-Dichloropropane (ug/L)	2-Butanone (ug/L)	2-Hexanone (ug/L)	4-Methyl-2-Pentanone (ug/L)	Acetone (ug/L)	Acrylonitrile (ug/L)	Benzene (ug/L)	Bromochloromethane (ug/L)	Bromodichloromethane (ug/L)	Bromoform (ug/L)	Bromomethane (ug/L)	Carbon Disulfide (ug/L)	Carbon Tetrachloride (ug/L)	Chlorobenzene (ug/L)	Chloroethane (ug/L)
MCL/ GWPS							5		80	80			5	100	
7/28/10	1.00 U	10.00 U	5.00 U	5.00 U	5.00 U	10.00 U	1.00	1.00 U	1.00 U	5.00 U	1.00 U	1.00 U	1.00 U	7.00	1.00
9/21/10	2.00 U	2.00 U	2.00 U	2.00 U	2.00 U	2.00 U	0.74 J	2.00 U	2.00 U	2.00 U	2.00 U	5.00 U	2.00 U	5.77	2.00 U
4/20/11	--	5.00 U	5.00 U	5.00 U	5.00 U	5.00 U	1.00 U	1.00 U	1.00 U	1.00 U	1.00 U	1.00 U	1.00 U	7.10	1.00 U
9/8/11	--	5.00 U	5.00 U	5.00 U	5.00 U	5.00 U	1.00 U	1.00 U	1.00 U	1.00 U	1.00 U	1.00 U	1.00 U	6.10	1.00 U
3/7/12	--	5.00 U	5.00 U	5.00 U	5.00 U	5.00 U	1.00 U	1.00 U	1.00 U	1.00 U	1.00 U	1.00 U	1.00 U	6.30	1.00 U
9/13/12	1.00 U	5.00 U	5.00 U	5.00 U	5.00 U	5.00 U	1.00 U	1.00 U	1.00 U	1.00 U	1.00 U	5.00 U	1.00 U	6.56	1.00 U
3/18/13	1.00 U	5.00 U	5.00 U	5.00 U	5.00 U	5.00 U	1.00 U	1.00 U	1.00 U	1.00 U	1.00 U	5.00 U	1.00 U	5.03	1.00 U
9/17/13	1.00 U	5.00 U	5.00 U	5.00 U	5.00 U	5.00 U	1.00 U	1.00 U	1.00 U	1.00 U	1.00 U	5.00 U	1.00 U	4.03	1.00 U
3/6/14	1.00 U	5.00 U	5.00 U	5.00 U	5.00 U	5.00 U	1.00 U	--	1.00 U	1.00 U	1.00 U	5.00 U	1.00 U	4.94	1.00 U
9/2/14	1.00 U	5.00 U	5.00 U	5.00 U	5.00 U	5.00 U	1.00 U	1.00 U	1.00 U	1.00 U	1.00 U	5.00 U	1.00 U	6.19	1.00 U
3/19/15	1.00 U	5.00 U	5.00 U	5.00 U	5.00 U	5.00 U	1.00 U	1.00 U	1.00 U	1.00 U	1.00 U	5.00 U	1.00 U	5.17	1.00 U
8/31/15	1.00 U	5.00 U	5.00 U	5.00 U	5.00 U	5.00 U	1.00 U	1.00 U	1.00 U	1.00 U	1.00 U	5.00 U	1.00 U	7.90	1.00 U
3/17/16	1.00 U	5.00 U	5.00 U	5.00 U	11.60	5.00 U	1.00 U	1.00 U	1.00 U	1.00 U	1.00 U	5.00 U	1.00 U	8.02	1.00 U
9/1/16	1.00 U	5.00 U	5.00 U	5.00 U	8.84	5.00 U	1.00 U	1.00 U	1.00 U	1.00 U	1.00 U	5.00 U	1.00 U	3.75	1.00 U
3/13/17	1.00 U	5.00 U	5.00 U	5.00 U	5.00 U	5.00 U	1.00 U	1.00 U	1.00 U	1.00 U	1.00 U	5.00 U	1.00 U	6.67	1.00 U
9/11/17	1.00 U	5.00 U	5.00 U	5.00 U	5.00 U	5.00 U	1.00 U	1.00 U	1.00 U	1.00 U	1.00 U	5.00 U	1.00 U	5.82	1.00 U
4/4/18	1.00 U	5.00 U	5.00 U	5.00 U	5.00 U	5.00 U	1.00 U	1.00 U	1.00 U	1.00 U	1.00 U	5.00 U	1.00 U	4.60	1.00 U
9/4/18	1.00 U	5.00 U	5.00 U	5.00 U	5.00 U	5.00 U	1.00 U	1.00 U	1.00 U	1.00 U	1.00 U	5.00 U	1.00 U	4.03	1.00 U
4/12/19	1.00 U	5.00 U	5.00 U	5.00 U	13.70	5.00 U	1.00 U	1.00 U	1.00 U	1.00 U	1.00 U	1.00 U	1.00 U	7.30	1.00 U
8/1/19	1.00 U	5.00 U	5.00 U	5.00 U	5.00 U	5.00 U	1.00 U	1.00 U	1.00 U	1.00 U	1.00 U	1.00 U	1.00 U	8.40	1.00 U

Gude Landfill
Monitoring Location MW-6 - Volatile Organic Compounds

Printed 12/10/21

	2,2-Dichloropropane (ug/L)	2-Butanone (ug/L)	2-Hexanone (ug/L)	4-Methyl-2-Pentanone (ug/L)	Acetone (ug/L)	Acrylonitrile (ug/L)	Benzene (ug/L)	Bromochloromethane (ug/L)	Bromodichloromethane (ug/L)	Bromoform (ug/L)	Bromomethane (ug/L)	Carbon Disulfide (ug/L)	Carbon Tetrachloride (ug/L)	Chlorobenzene (ug/L)	Chloroethane (ug/L)
3/12/20	1.00 U	5.00 U	5.00 U	5.00 U	5.00 U	5.00 U	1.00 U	1.00 U	1.00 U	1.00 U	1.00 U	1.00 U	1.00 U	9.20	1.00 U
8/5/20	1.00 U	5.00 U	5.00 U	5.00 U	5.00 U	5.00 U	1.00 U	1.00 U	1.00 U	1.00 U	1.00 U	1.00 U	1.00 U	9.50	1.00 U
3/23/21	1.00 U	5.00 U	5.00 U	5.00 U	5.00 U	5.00 U	1.00 U	1.00 U	1.00 U	1.00 U	1.00 U	1.00 U	1.00 U	8.10	1.00 U
9/7/21	1.00 U	5.00 U	5.00 U	5.00 U	5.00 U	5.00 U	1.00 U	1.00 U	1.00 U	1.00 U	1.00 U	1.00 U	1.00 U	10.10	1.00 U

Gude Landfill
Monitoring Location MW-6 - Volatile Organic Compounds

Printed 12/10/21

	Chloroform (ug/L)	Chloromethane (ug/L)	cis-1,2-Dichloroethene (ug/L)	cis-1,3-Dichloropropene (ug/L)	Dibromochloromethane (ug/L)	Ethylbenzene (ug/L)	m&p-Xylene (ug/L)	Methyl Iodide (ug/L)	Methyl Tertiary Butyl Ether (ug/L)	Methylene Bromide (ug/L)	Methylene Chloride (ug/L)	o-Xylene (ug/L)	Styrene (ug/L)	Tetrachloroethene (ug/L)	Toluene (ug/L)
MCL/ GWPS	80		70		80	700	10000				5	10000	100	5	1000
7/28/10	1.00 U	1.00 U	41.00	1.00 U	1.00 U	1.00 U	2.00 U	20.00 U	--	1.00 U	1.00 U	1.00 U	1.00 U	1.00 U	1.00 U
9/21/10	2.00 U	2.00 U	33.20	2.00 U	2.00 U	2.00 U	4.00 U	2.00 U	5.16	2.00 U	0.56 J	2.00 U	2.00 U	2.00 U	2.00 U
4/20/11	1.00 U	1.00 U	1.00 U	1.00 U	1.00 U	1.00 U	--	1.00 U	2.00 U	1.00 U	1.00 U	--	1.00 U	1.00 U	1.00 U
9/8/11	1.00 U	1.00 U	1.00 U	1.00 U	1.00 U	1.00 U	--	1.00 U	2.00 U	1.00 U	1.00 U	--	1.00 U	1.00 U	1.00 U
3/7/12	1.00 U	1.00 U	23.00	1.00 U	1.00 U	1.00 U	--	1.00 U	3.30	1.00 U	1.00 U	--	1.00 U	1.00 U	1.00 U
9/13/12	1.00 U	1.00 U	18.10	1.00 U	1.00 U	1.00 U	2.00 U	5.00 U	5.00 U	1.00 U	1.00 U	1.00 U	1.00 U	1.00 U	1.00 U
3/18/13	1.00 U	1.00 U	15.30	1.00 U	1.00 U	1.00 U	2.00 U	5.00 U	5.00 U	1.00 U	1.00 U	1.00 U	1.00 U	1.00 U	1.00 U
9/17/13	1.00 U	1.00 U	15.60	1.00 U	1.00 U	1.00 U	2.00 U	5.00 U	5.00 U	1.00 U	1.00 U	1.00 U	1.00 U	1.00 U	1.00 U
3/6/14	1.00 U	1.00 U	11.20	1.00 U	1.00 U	1.00 U	2.00 U	5.00 U	5.00 U	1.00 U	1.00 U	1.00 U	1.00 U	1.00 U	1.00 U
9/2/14	1.00 U	1.00 U	11.40	1.00 U	1.00 U	1.00 U	2.00 U	5.00 U	5.00 U	1.00 U	1.00 U	1.00 U	1.00 U	1.00 U	1.00 U
3/19/15	1.00 U	1.00 U	11.20	1.00 U	1.00 U	1.00 U	2.00 U	5.00 U	5.00 U	1.00 U	1.00 U	1.00 U	1.00 U	1.00 U	1.00 U
8/31/15	1.00 U	1.00 U	12.90	1.00 U	1.00 U	1.00 U	2.00 U	5.00 U	5.00 U	1.00 U	1.00 U	1.00 U	1.00 U	1.00 U	1.00 U
3/17/16	1.00 U	1.00 U	13.40	1.00 U	1.00 U	1.00 U	2.00 U	5.00 U	5.00 U	1.00 U	1.00 U	1.00 U	1.00 U	1.00 U	1.00 U
9/1/16	1.00 U	1.00 U	7.86	1.00 U	1.00 U	1.00 U	2.00 U	5.00 U	5.00 U	1.00 U	1.00 U	1.00 U	1.00 U	1.00 U	1.00 U
3/13/17	1.00 U	1.00 U	10.30	1.00 U	1.00 U	1.00 U	2.00 U	5.00 U	5.00 U	1.00 U	1.00 U	1.00 U	1.00 U	1.00 U	1.00 U
9/11/17	1.00 U	1.00 U	6.92	1.00 U	1.00 U	1.00 U	2.00 U	5.00 U	5.00 U	1.00 U	1.00 U	1.00 U	1.00 U	1.00 U	1.00 U
4/4/18	1.00 U	1.00 U	6.41	1.00 U	1.00 U	1.00 U	2.00 U	5.00 U	5.00 U	1.00 U	1.00 U	1.00 U	1.00 U	1.00 U	1.00 U
9/4/18	1.00 U	1.00 U	3.71	1.00 U	1.00 U	1.00 U	2.00 U	5.00 U	5.00 U	1.00 U	1.00 U	1.00 U	1.00 U	1.00 U	1.00 U
4/12/19	1.00 U	1.00 U	4.70	1.00 U	1.00 U	1.00 U	1.00 U	1.00 U	1.00 U	1.00 U	1.00 U	1.00 U	1.00 U	1.00 U	1.00 U
8/1/19	1.00 U	1.00 U	5.50	1.00 U	1.00 U	1.00 U	1.00 U	1.00 U	1.00 U	1.00 U	1.00 U	1.00 U	1.00 U	1.00 U	1.00 U

Gude Landfill
Monitoring Location MW-6 - Volatile Organic Compounds

Printed 12/10/21

	Chloroform (ug/L)	Chloromethane (ug/L)	cis-1,2-Dichloroethene (ug/L)	cis-1,3-Dichloropropene (ug/L)	Dibromochloromethane (ug/L)	Ethylbenzene (ug/L)	m&p-Xylene (ug/L)	Methyl Iodide (ug/L)	Methyl Tertiary Butyl Ether (ug/L)	Methylene Bromide (ug/L)	Methylene Chloride (ug/L)	o-Xylene (ug/L)	Styrene (ug/L)	Tetrachloroethene (ug/L)	Toluene (ug/L)
3/12/20	1.00 U	1.00 U	4.90	1.00 U	1.00 U	1.00 U	1.00 U	1.00 U	1.00 U	1.00 U	1.00 U	1.00 U	1.00 U	1.00 U	1.00 U
8/5/20	1.00 U	1.00 U	4.10	1.00 U	1.00 U	1.00 U	1.00 U	1.00 U	1.00 U	1.00 U	1.00 U	1.00 U	1.00 U	1.00 U	1.00 U
3/23/21	1.00 U	1.00 U	2.80	1.00 U	1.00 U	1.00 U	1.00 U	1.00 U	1.00 U	1.00 U	1.00 U	1.00 U	1.00 U	1.00 U	1.00 U
9/7/21	1.00 U	1.00 U	2.30	1.00 U	1.00 U	1.00 U	1.00 U	1.00 U	1.00 U	1.00 U	1.00 U	1.00 U	1.00 U	1.00 U	1.00 U

Gude Landfill

Monitoring Location MW-6 - Volatile Organic Compounds

	trans-1,2-Dichloroethene (ug/L)	trans-1,3-Dichloropropene (ug/L)	trans-1,4-Dichloro-2-butene (ug/L)	Trichloroethene (ug/L)	Trichlorofluoromethane (ug/L)	Vinyl Acetate (ug/L)	Vinyl Chloride (ug/L)	Xylene (ug/L)
MCL/ GWPS	100			5			2	10000
7/28/10	3.00	1.00 U	5.00 U	2.00	1.00 U	1.00 U	7.00	--
9/21/10	2.63	2.00 U	2.00 U	1.19 J	2.00 U	2.00 U	2.00 U	--
4/20/11	1.00 U	1.00 U	5.00 U	1.00 U	1.00 U	1.00 U	1.00 U	1.00 U
9/8/11	2.20	1.00 U	5.00 U	1.00 U	1.00 U	1.00 U	1.00 U	1.00 U
3/7/12	1.20	1.00 U	5.00 U	1.00	1.00 U	1.00 U	2.00	1.00 U
9/13/12	1.00 U	1.00 U	5.00 U	1.00 U	1.00 U	5.00 U	1.00 U	--
3/18/13	1.01	1.00 U	5.00 U	1.00 U	1.00 U	5.00 U	1.65	--
9/17/13	1.00 U	1.00 U	5.00 U	1.26	1.00 U	5.00 U	1.00 U	--
3/6/14	1.00 U	1.00 U	5.00 U	1.00 U	1.00 U	5.00 U	1.00 U	--
9/2/14	1.00 U	1.00 U	5.00 U	1.00 U	1.00 U	5.00 U	1.62	--
3/19/15	1.00 U	1.00 U	5.00 U	1.00 U	1.00 U	5.00 U	1.38	--
8/31/15	1.00 U	1.00 U	5.00 U	1.00 U	1.00 U	5.00 U	1.42	--
3/17/16	1.00 U	1.00 U	5.00 U	1.00 U	1.00 U	5.00 U	1.41	--
9/1/16	1.00 U	1.00 U	5.00 U	1.00 U	1.00 U	5.00 U	1.00 U	--
3/13/17	1.00 U	1.00 U	5.00 U	1.00 U	1.00 U	5.00 U	1.00 U	--
9/11/17	1.00 U	1.00 U	5.00 U	1.00 U	1.00 U	5.00 U	1.00 U	--
4/4/18	1.00 U	1.00 U	5.00 U	1.00 U	1.00 U	5.00 U	1.00 U	--
9/4/18	1.00 U	1.00 U	5.00 U	1.00 U	1.00 U	5.00 U	1.00 U	--
4/12/19	1.00 U	1.00 U	1.00 U	1.00 U	1.00 U	1.00 U	1.00 U	--
8/1/19	1.00 U	1.00 U	1.00 U	1.00 U	1.00 U	1.00 U	1.30	--

Gude Landfill

Printed 12/10/21

Monitoring Location MW-6 - Volatile Organic Compounds

	trans-1,2-Dichloroethene (ug/L)	trans-1,3-Dichloropropene (ug/L)	trans-1,4-Dichloro-2-butene (ug/L)	Trichloroethene (ug/L)	Trichlorofluoromethane (ug/L)	Vinyl Acetate (ug/L)	Vinyl Chloride (ug/L)	Xylene (ug/L)
3/12/20	1.00 U	1.00 U	1.00 U	1.00 U	1.00 U	1.00 U	1.00 U	--
8/5/20	1.00 U	1.00 U	1.00 U	1.00 U	1.00 U	1.00 U	1.00 U	--
3/23/21	1.00 U	1.00 U	1.00 U	1.00 U	1.00 U	1.00 U	1.00 U	--
9/7/21	1.00 U	1.00 U	1.00 U	1.00 U	1.00 U	1.00 U	1.00 U	--

Gude Landfill
Monitoring Location MW-7 - General Parameters

Printed 12/10/21

	Alkalinity (mg/L)	Ammonia Nitrogen (mg/L)	Chemical Oxygen Demand (mg/L)	Chloride (mg/L)	Cyanide, Total (mg/L)	Dissolved Oxygen, Field (mg/L)	Hardness (mg/L)	Nitrate (mg/L)	Nitrate+Nitrite (mg/L)	Nitrite (mg/L)	ORP, Field (mV)	pH, Field (SU)	pH, Lab (SU)
MCL/ GWPS					0.2			10		1			
8/2/10	--	--	--	--	0.050 U	--	--	--	--	--	--	--	--
9/15/10	90.0	0.20 U	12.6	131.0000	--	--	650.0	10.3500	10.40	0.05 U	--	--	--
4/26/11	42.0	0.20 U	15.0	119.0000 J	--	--	219.0	14.5900	14.60	0.05 U	--	--	--
9/20/11	69.0	0.20 U	15.1	117.0000	--	--	241.0	18.4500	18.50	0.05 U	--	--	--
3/13/12	42.0	0.20 U	14.6	70.3000	--	--	198.0	29.0900	29.10	0.05 U	--	--	--
9/17/12	31.0	0.20 U	10.0 U	108.0000	--	--	216.0	22.6500	22.70	0.05 U	--	--	--
3/28/13	68.0	0.20 U	21.2	118.0000	--	0.17	238.0	15.0122	15.10	0.09	461.0	5.79	--
9/23/13	48.0	0.20 U	10.0 U	117.0000	--	0.46	212.0	15.7500	15.80	0.05 U	375.0	5.57	--
3/12/14	139.0	0.27	23.7	123.0000	--	0.05	294.0	6.2060	--	--	234.0	5.55	--
9/8/14	259.0	0.38	35.8	166.0000	--	1.25	418.0	2.1700	2.22	0.05 U	75.0	6.27	--
3/18/15	62.0	0.20 U	10.0 U	124.0000	--	2.59	210.0	4.2000	4.25	0.05 U	387.0	5.81	--
8/31/15	128.0	0.20 U	25.2	128.0000	--	2.24	266.0	5.3800	5.39	0.05 U	318.0	5.93	--
3/23/16	254.0	0.20 U	34.4	194.0000	--	0.00	440.0	1.0400	1.09	0.05 U	154.0	5.95	--
9/6/16	105.0	0.20 U	10.0 U	85.1000	--	--	114.0	1.8400	1.85	0.05 U	249.0	5.41	--
3/6/17	290.0	0.20 U	25.0	189.0000	--	--	126.0	0.2540	0.26	0.05 U	249.0	5.95	--
9/12/17	384.0	1.32	40.8	222.0000	--	0.04	450.0	0.3170	0.33	0.05 U	95.0	6.15	--
3/27/18	395.0	0.32	37.6	235.0000	--	--	700.0	0.3670	0.38	0.05 U	31.0	6.07	--
9/11/18	260.0	0.46	27.2	167.0000	--	--	416.0	0.2000 U	0.20 U	0.05 U	-35.0	5.87	--
4/16/19	284.0	1.05	48.0	118.0000	--	0.23	284.0	0.2000 U	--	--	-80.8	5.96	6.31

Shaded concentrations represent MCL/GWPS exceedances

Printed on Recycled Paper

Gude Landfill
Monitoring Location MW-7 - General Parameters

Printed 12/10/21

	Alkalinity (mg/L)	Ammonia Nitrogen (mg/L)	Chemical Oxygen Demand (mg/L)	Chloride (mg/L)	Cyanide, Total (mg/L)	Dissolved Oxygen, Field (mg/L)	Hardness (mg/L)	Nitrate (mg/L)	Nitrate+Nitrite (mg/L)	Nitrite (mg/L)	ORP, Field (mV)	pH, Field (SU)	pH, Lab (SU)
8/5/19	344.0	1.24	51.9	188.0000	--	0.09	400.0	0.2000 U	--	--	-35.5	5.70	6.14
3/3/20	131.0	0.30	18.7	69.4000	--	0.44	199.0	2.4200	--	--	214.3	5.71	5.90
8/5/20	200.0	0.97	56.6	162.0000	--	0.57	360.0	0.2000 U	--	--	103.4	6.03	6.10
3/24/21	279.0	0.22	30.0	85.8000	--	2.97	289.0	2.9100	--	--	53.1	6.30	6.46
8/31/21	198.0	0.44	29.5	101.0000	--	0.58	252.0	0.4890	--	--	91.5	6.20	6.04

Gude Landfill

Monitoring Location MW-7 - General Parameters

	Specific Conductivity, Field (uS/cm)	Specific Conductivity, Lab (umhos/cm)	Sulfate, total (mg/L)	Sulfide (mg/L)	Temperature, field (°C)	Total Dissolved Solids (mg/L)	Total Suspended Solids (mg/L)	Turbidity (NTU)	Turbidity, Field (NTU)
MCL/ GWPS									
8/2/10	--	--	--	0.0 U	--	--	--	--	--
9/15/10	--	--	13.10	--	--	648.0	--	11.100	--
4/26/11	--	--	12.40 J	--	--	552.0	--	6.060	--
9/20/11	--	--	11.70	--	--	788.0	--	--	--
3/13/12	--	--	5.60	--	--	528.0	--	--	--
9/17/12	--	--	11.00	--	--	560.0	--	--	--
3/28/13	693.4	--	5.66	--	13.9	420.0	--	--	0.80
9/23/13	580.1	--	7.76	--	17.0	524.0	--	--	3.70
3/12/14	667.6	--	10.50	--	16.7	442.0	--	--	6.09
9/8/14	1005.0	--	21.00	--	16.6	650.0	--	--	10.10
3/18/15	174.4	--	21.40	--	11.9	398.0	--	--	0.00
8/31/15	640.3	--	26.80	--	27.5	392.0	--	--	0.00
3/23/16	979.3	--	21.20	--	17.0	600.0	--	--	0.00
9/6/16	540.4	--	34.90	--	23.2	358.0	--	--	0.00
3/6/17	920.7	--	23.80	--	15.4	578.0	--	--	1.60
9/12/17	1417.0	--	19.20	--	18.2	779.0	--	--	8.70
3/27/18	1293.0	--	22.10	--	14.6	779.0	--	--	8.20
9/11/18	1025.0	--	27.30	--	18.5	582.0	--	--	7.70
4/16/19	1109.0	863.0	21.80	--	19.7	572.0	5.7	18.100	9.80

Gude Landfill

Monitoring Location MW-7 - General Parameters

	Specific Conductivity, Field (uS/cm)	Specific Conductivity, Lab (umhos/cm)	Sulfate, total (mg/L)	Sulfide (mg/L)	Temperature, field (°C)	Total Dissolved Solids (mg/L)	Total Suspended Solids (mg/L)	Turbidity (NTU)	Turbidity, Field (NTU)
8/5/19	1.2	1210.0	34.10	--	17.7	800.0	6.2	10.100	0.10
3/3/20	641.0	610.0	66.00	--	18.9	362.0	2.4	1.420	1.90
8/5/20	933.0	1120.0	54.30	--	20.6	646.0	20.4	10.900	43.80
3/24/21	847.0	884.0	46.40	--	18.2	519.0	64.2	8.370	30.70
8/31/21	771.0	760.0	90.30	--	21.1	309.0	6.6	3.130	7.40

Gude Landfill
Monitoring Location MW-7 - Dissolved Metals

Printed 12/10/21

	Antimony, dissolved (mg/L)	Arsenic, dissolved (mg/L)	Barium, dissolved (mg/L)	Beryllium, dissolved (mg/L)	Cadmium, dissolved (mg/L)	Calcium, dissolved (mg/L)	Chromium, dissolved (mg/L)	Cobalt, dissolved (mg/L)	Copper, dissolved (mg/L)	Iron, dissolved (mg/L)	Lead, dissolved (mg/L)	Magnesium, dissolved (mg/L)	Manganese, dissolved (mg/L)	Mercury, dissolved (mg/L)
MCL/ GWPS	0.006	0.01	2	0.004	0.005		0.1				0.015			0.002
4/26/11	0.005 U	0.005 U	0.066	0.005 U	0.005 U	48.6	0.01 U	0.01 U	0.008	0.5 J	0.005 U	25.9	0.721	0.0002 U
9/20/11	--	--	--	--	--	--	--	--	--	--	--	--	--	--
3/13/12	0.005 U	0.005 U	0.060	0.005 U	0.005 U	41.3	0.01 U	0.01	0.009	0.5	0.005 U	26.0	0.647	0.0002 U
9/17/12	0.005 U	0.005 U	0.067	0.005 U	0.005 U	47.8	0.01 U	0.01	0.010	0.3	0.005 U	27.3	0.439	0.0002 U
3/28/13	0.005 U	0.005 U	0.062	0.005 U	0.005 U	47.1	0.01 U	0.01 U	0.017	0.4	0.005 U	26.5	1.280	0.0002 U
9/23/13	0.005 U	0.005 U	0.069	0.005 U	0.005 U	43.7	0.01 U	0.01 U	0.011	0.3	0.005 U	26.4	1.190	0.0002 U
3/12/14	0.005 U	0.005 U	0.067	0.005 U	0.005 U	55.5	0.01 U	0.01	0.005 U	2.5	0.005 U	29.2	1.700	0.0002 U
9/8/14	0.005 U	0.005 U	0.101	0.005 U	0.005 U	84.0	0.01 U	0.01	0.007	2.0	0.005 U	45.1	5.740	0.0002 U
3/18/15	0.002 U	0.002 U	0.057	0.002 U	0.004 U	41.0	0.01 U	0.01 U	0.007 J	0.0 U	0.002 U	23.0	0.930	0.0002 U
8/31/15	0.001 U	0.001 U	0.063	0.001 U	0.001 U	50.0	0.01 U	0.01 J	0.007	0.0 U	0.001 U	25.0	2.800	0.0002 U
3/23/16	0.002 U	0.002 U	0.091	0.002 U	0.002 U	90.1	0.00	0.01	0.003	3.1	0.002 U	46.4	1.800	0.0002 U
9/6/16	0.002 U	0.002 U	0.061	0.002 U	0.002 U	40.2	0.00	0.01	0.003	1.3	0.002 U	22.1	1.450	0.0002 U
3/6/17	0.002 U	0.002	0.092	0.002 U	0.002 U	98.4	0.01	0.01	0.012	1.8	0.002 U	50.8	1.850	0.0002 U
9/12/17	0.002 U	0.002 U	0.109	0.002 U	0.002 U	125.0	0.00	0.01	0.003	4.4	0.002 U	62.2	3.550	0.0002 U
3/27/18	0.002 U	0.002	0.105	0.002 U	0.002 U	138.0	0.02	0.01	0.003	1.4	0.002 U	67.3	3.260	0.0002 U
9/11/18	0.002 U	0.002	0.083	0.002 U	0.002 U	92.2	0.02	0.01	0.002 U	2.7	0.002 U	42.0	2.620	0.0002 U

Gude Landfill

Monitoring Location MW-7 - Dissolved Metals

	Nickel, dissolved (mg/L)	Potassium, dissolved (mg/L)	Selenium, dissolved (mg/L)	Silver, dissolved (mg/L)	Sodium, dissolved (mg/L)	Thallium, dissolved (mg/L)	Vanadium, dissolved (mg/L)	Zinc, dissolved (mg/L)
MCL/ GWPS			0.05			0.002		
4/26/11	0.01	3.3	0.005 U	0.01 U	31.3	0.005 U	0.01 U	0.009
9/20/11	0.01	--	--	--	--	--	--	--
3/13/12	0.01	3.1	0.005 U	0.01 U	22.8	0.005 U	0.01 U	0.012
9/17/12	0.01	3.6	0.005 U	0.01 U	24.8	0.005 U	0.01 U	0.010
3/28/13	0.01	4.1	0.005 U	0.01 U	22.8	0.005 U	0.01 U	0.011
9/23/13	0.01	2.9	0.005 U	0.01 U	23.5	0.005 U	0.01 U	0.010
3/12/14	0.01	3.6	0.005 U	0.01 U	25.8	0.005 U	0.01 U	0.009
9/8/14	0.01	4.2	0.005 U	0.01 U	49.2	0.005 U	0.01 U	0.010
3/18/15	0.01 U	2.9	0.035 U	0.01 U	29.0	0.002 U	0.01 U	0.010 U
8/31/15	0.01 U	3.5	0.005 U	0.00 U	40.0	0.001 U	0.01 U	0.007
3/23/16	0.01	3.9	0.008	0.00 U	48.0	0.001 U	0.00 U	0.003
9/6/16	0.01	2.9	0.002 U	0.00 U	33.3	0.001 U	0.00 U	0.007
3/6/17	0.01	4.1	0.004	0.00 U	49.4	0.001 U	0.00 U	0.019
9/12/17	0.01	4.4	0.003	0.00 U	52.6	0.001 U	0.00 U	0.005
3/27/18	0.01	4.7	0.005	0.00 U	51.8	0.001 U	0.00	0.005
9/11/18	0.01	4.0	0.004	0.00 U	42.9	0.001 U	0.00	0.003

Gude Landfill
Monitoring Location MW-7 - Total Metals

Printed 12/10/21

	Antimony, total (mg/L)	Arsenic, total (mg/L)	Barium, total (mg/L)	Beryllium, total (mg/L)	Cadmium, total (mg/L)	Calcium, total (mg/L)	Chromium, total (mg/L)	Cobalt, total (mg/L)	Copper, total (mg/L)	Iron, total (mg/L)	Lead, total (mg/L)	Magnesium, total (mg/L)
MCL/ GWPS	0.006	0.01	2	0.004	0.005		0.1				0.015	
8/2/10	0.0010 U	0.0012	0.0800	0.0010 U	0.0010 U	--	0.0018	0.0160	0.0180	--	0.00100 U	--
9/15/10	0.0050 U	0.0050 U	0.0666	0.0050 U	0.0050 U	46.70	0.0050 U	0.0066	0.0160	0.6900	0.00500 U	23.200
4/26/11	0.0050 U	0.0050 U	0.0674	0.0050 U	0.0050 U	46.50 J	0.0050 U	0.0050 U	0.0100	0.5170	0.00500 U	28.100 J
9/20/11	0.0050 U	0.0050 U	0.0636	0.0100 U	0.0050 U	55.20	0.0050 U	0.0050 U	0.0084	0.5000 U	0.00500 U	31.500
3/13/12	0.0050 U	0.0050 U	0.0580	0.0050 U	0.0050 U	41.70	0.0050 U	0.0065	0.0115	0.4780	0.00500 U	25.700
9/17/12	0.0050 U	0.0050 U	0.0631	0.0050 U	0.0050 U	44.50	0.0050 U	0.0073	0.0130	0.4130	0.00500 U	24.700
3/28/13	0.0050 U	0.0050 U	0.0635	0.0050 U	0.0050 U	48.90	0.0050 U	0.0050 U	0.0172	0.3910	0.00500 U	27.600
9/23/13	0.0050 U	0.0050 U	0.0732	0.0050 U	0.0050 U	45.40	0.0050 U	0.0050 U	0.0110	0.2900	0.00500 U	27.700
3/12/14	0.0050 U	0.0050 U	0.0659	0.0050 U	0.0050 U	55.60	0.0050 U	0.0100	0.0111	3.3100	0.00500 U	28.700
9/8/14	0.0050 U	0.0050 U	0.1020	0.0050 U	0.0050 U	81.60	0.0050 U	0.0103	0.0148	2.2300	0.00500 U	44.100
3/18/15	0.0020 U	0.0020 U	0.0580	0.0020 U	0.0040 U	40.00	0.0100 U	0.0100 U	0.0068 J	0.0050 U	0.00200 U	23.000
8/31/15	0.0010 U	0.0010 U	0.0690	0.0010 U	0.0005 U	57.00	0.0050 U	0.0094	0.0096	0.1300	0.00100 U	29.000
3/23/16	0.0050 U	0.0050 U	0.1030	0.0050 U	0.0050 U	98.00	0.0050 U	0.0136	0.0121	3.8300	0.00500 U	53.400
9/6/16	0.0020 U	0.0020 U	0.0599	0.0020 U	0.0020 U	40.20	0.0020 U	0.0121	0.0051	1.6000	0.00200 U	21.900
3/6/17	0.0020 U	0.0025	0.0921	0.0020 U	0.0020 U	98.10	0.0068	0.0159	0.0129	2.3600	0.00200 U	50.600
9/12/17	0.0050 U	0.0050 U	0.1100	0.0050 U	0.0050 U	127.00	0.0050 U	0.0132	0.0100	6.3100	0.00500 U	64.700
3/27/18	0.0050 U	0.0050 U	0.1110	0.0050 U	0.0050 U	148.00	0.0050 U	0.0114	0.0071	1.9800	0.00500 U	70.800
9/11/18	0.0050 U	0.0050 U	0.0918	0.0050 U	0.0050 U	93.20	0.0050 U	0.0153	0.0095	4.1000	0.00500 U	44.500
4/16/19	0.0010 U	0.0010 U	0.2250	0.0010 U	0.0010 U	52.00	0.0035	0.0443	0.0082	19.5000	0.00100 U	37.400
8/5/19	0.0010 U	0.0010 U	0.1460	0.0010 U	0.0010 U	73.60	0.0012	0.0764	0.0264	4.3100	0.00100 U	52.400
3/3/20	0.0010 U	0.0010 U	0.0669	0.0010 U	0.0010 U	38.20	0.0047	0.0235	0.0038	0.1810	0.00100 U	25.200
8/5/20	0.0010 U	0.0010 U	0.1060	0.0010 U	0.0010 U	69.00	0.0037	0.0886	0.0219	1.7500	0.00100 U	45.500
3/24/21	0.0010 U	0.0010 U	0.0842	0.0010 U	0.0010 U	56.40	0.0052	0.0080	0.0264	0.7450	0.00100 U	36.000

Gude Landfill
Monitoring Location MW-7 - Total Metals

Printed 12/10/21

	Antimony, total (mg/L)	Arsenic, total (mg/L)	Barium, total (mg/L)	Beryllium, total (mg/L)	Cadmium, total (mg/L)	Calcium, total (mg/L)	Chromium, total (mg/L)	Cobalt, total (mg/L)	Copper, total (mg/L)	Iron, total (mg/L)	Lead, total (mg/L)	Magnesium, total (mg/L)
8/31/21	0.0010 U	0.0010 U	0.0824	0.0010 U	0.0010 U	50.10	0.0030	0.0112	0.0059	0.9990	0.00100 U	30.900

Gude Landfill
Monitoring Location MW-7 - Total Metals

Printed 12/10/21

	Manganese, total (mg/L)	Mercury, total (mg/L)	Nickel, total (mg/L)	Potassium, total (mg/L)	Selenium, total (mg/L)	Silver, total (mg/L)	Sodium, total (mg/L)	Thallium, total (mg/L)	Tin, total (mg/L)	Vanadium, total (mg/L)	Zinc, total (mg/L)
MCL/ GWPS		0.002			0.05			0.002			
8/2/10	--	0.000200 U	0.0099	--	0.00100 U	0.0010 U	--	0.0010 U	0.0050 U	0.00500 U	0.01300
9/15/10	2.01000	0.000200 U	0.0157	3.160	0.00500 U	0.0050 U	33.40	0.0050 U	--	0.00500 U	0.02460
4/26/11	0.76100	0.000200 U	0.0064	3.810	0.00500 U	0.0050 U	32.60 J	0.0050 U	--	0.00500 U	0.01190
9/20/11	0.56200	0.000200 U	--	3.360	0.00500 U	0.0050 U	31.70	0.0050 U	--	0.00500 U	0.01060
3/13/12	0.68100	0.000200 U	0.0059	3.090	0.00500 U	0.0050 U	22.70	0.0050 U	--	0.00500 U	0.01480
9/17/12	0.34000	0.000200 U	0.0077	3.800	0.00500 U	0.0050 U	23.10	0.0050 U	--	0.00500 U	0.01400
3/28/13	1.30000	0.000200 U	0.0069	4.230	0.00500 U	0.0050 U	24.10	0.0050 U	--	0.00500 U	0.00977
9/23/13	1.22000	0.000200 U	0.0068	2.820	0.00500 U	0.0050 U	24.70	0.0050 U	--	0.00500 U	0.00991
3/12/14	1.88000	0.000200 U	0.0077	3.810	0.00500 U	0.0050 U	25.70	0.0050 U	--	0.00500 U	0.00955
9/8/14	5.81000	0.000200 U	0.0089	4.170	0.00500 U	0.0050 U	48.20	0.0050 U	--	0.00500 U	0.01180
3/18/15	0.95000	0.000200 U	0.0110 U	2.800	0.03500 U	0.0100 U	28.00	0.0020 U	--	0.01000 U	0.01000 U
8/31/15	2.20000	0.000200 U	0.0100 U	3.800	0.00500 U	0.0010 U	43.00	0.0010 U	--	0.00500 U	0.01100
3/23/16	1.83000	0.000200 U	0.0086	5.690	0.00500 U	0.0050 U	56.10	0.0050 U	--	0.00500 U	0.00708
9/6/16	1.49000	0.000200 U	0.0052	2.940	0.00200 U	0.0020 U	33.10	0.0010 U	--	0.00200 U	0.00711
3/6/17	1.92000	0.000200 U	0.0099	4.080	0.00407	0.0020 U	49.40	0.0010 U	--	0.00200 U	0.01470
9/12/17	3.40000	0.000200 U	0.0072	4.620	0.00500 U	0.0050 U	55.10	0.0050 U	--	0.00500 U	0.02460
3/27/18	3.18000	0.000200 U	0.0102	5.220	0.00500 U	0.0050 U	55.90	0.0050 U	--	0.00500 U	0.03080
9/11/18	2.71000	0.000200 U	0.0115	4.110	0.00500 U	0.0050 U	43.10	0.0050 U	--	0.00500 U	0.04090
4/16/19	20.10000 J	0.000100 U	0.0082	3.990	0.00100 U	0.0010 U	56.00 B	0.0010 U	--	0.00125	0.00564
8/5/19	19.60000	0.000100 U	0.0111	4.330	0.00100 U	0.0010 U	67.00	0.0010 U	--	0.00100 U	0.00793 B
3/3/20	2.28000	0.000100 U	0.0096	3.220	0.00100 U	0.0010 U	45.00	0.0010 U	--	0.00100 U	0.00650
8/5/20	6.51000	0.000100 U	0.0171	4.580	0.00100 U	0.0010 U	65.30	0.0010 U	--	0.00330	0.01520
3/24/21	0.08500	0.000100 U	0.0067	3.890	0.00100 U	0.0010 U	59.10	0.0010 U	--	0.00239	0.00948 B

Gude Landfill
Monitoring Location MW-7 - Total Metals

Printed 12/10/21

	Manganese, total (mg/L)	Mercury, total (mg/L)	Nickel, total (mg/L)	Potassium, total (mg/L)	Selenium, total (mg/L)	Silver, total (mg/L)	Sodium, total (mg/L)	Thallium, total (mg/L)	Tin, total (mg/L)	Vanadium, total (mg/L)	Zinc, total (mg/L)
8/31/21	2.35000	0.000100 U	0.0068	3.710	0.00100 U	0.0010 U	52.50	0.0010 U	--	0.00168	0.00577

Gude Landfill
Monitoring Location MW-7 - Volatile Organic Compounds

Printed 12/10/21

	1,1,1,2-Tetrachloroethane (ug/L)	1,1,1-Trichloroethane (ug/L)	1,1,1,2,2-Tetrachloroethane (ug/L)	1,1,2-Trichloroethane (ug/L)	1,1-Dichloroethane (ug/L)	1,1-Dichloroethene (ug/L)	1,1-Dichloropropene (ug/L)	1,2,3-Trichloropropane (ug/L)	1,2-Dibromo-3-chloropropane (ug/L)	1,2-Dibromoethane (ug/L)	1,2-Dichlorobenzene (ug/L)	1,2-Dichloroethane (ug/L)	1,2-Dichloropropane (ug/L)	1,3-Dichloropropane (ug/L)	1,4-Dichlorobenzene (ug/L)
MCL/ GWPS	200			5		7			0.2	0.05	600	5	5		75
8/2/10	1.00 U	1.00 U	1.00 U	1.00 U	2.00	1.00 U	1.00 U	1.00 U	10.00 U	1.00 U	1.00 U	1.00	1.00 U	1.00 U	9.00
9/15/10	2.00 U	2.00 U	2.00 U	2.00 U	2.00 U	2.00 U	2.00 U	2.00 U	2.00 U	2.00 U	2.00 U	2.00 U	2.00 U	2.00 U	2.00 U
4/26/11	1.00 U	1.00 U	1.00 U	1.00 U	1.00 U	1.00 U	--	1.00 U	1.00 U	1.00 U	1.00 U	1.00 U	1.00 U	--	1.00 U
9/20/11	1.00 U	1.00 U	1.00 U	1.00 U	1.00 U	1.00 U	--	1.00 U	1.00 U	1.00 U	1.00 U	1.00 U	1.00 U	--	1.00 U
3/13/12	1.00 U	1.00 U	1.00 U	1.00 U	1.00 U	1.00 U	--	1.00 U	1.00 U	1.00 U	1.00 U	1.00 U	1.00 U	--	1.00 U
9/17/12	1.00 U	1.00 U	1.00 U	1.00 U	1.00 U	1.00 U	1.00 U	1.00 U	1.00 U	1.00 U	1.00 U	1.00 U	1.00 U	1.00 U	1.00 U
3/28/13	1.00 U	1.00 U	1.00 U	1.00 U	1.00 U	1.00 U	1.00 U	1.00 U	1.00 U	1.00 U	1.00 U	1.00 U	1.00 U	1.00 U	1.69
9/23/13	1.00 U	1.00 U	1.00 U	1.00 U	1.00 U	1.00 U	1.00 U	1.00 U	1.00 U	1.00 U	1.00 U	1.00 U	1.00 U	1.00 U	1.00 U
3/12/14	1.00 U	1.00 U	1.00 U	1.00 U	1.00 U	1.00 U	1.00 U	1.00 U	1.00 U	1.00 U	--	1.00 U	1.00 U	1.00 U	7.54
9/8/14	1.00 U	1.00 U	1.00 U	1.00 U	1.00 U	1.00 U	1.00 U	1.00 U	1.00 U	1.00 U	1.00 U	1.00 U	1.00 U	1.00 U	10.60
3/18/15	1.00 U	1.00 U	1.00 U	1.00 U	1.00 U	1.00 U	1.00 U	1.00 U	1.00 U	1.00 U	1.00 U	1.00 U	1.00 U	1.00 U	1.22
8/31/15	1.00 U	1.00 U	1.00 U	1.00 U	1.00 U	1.00 U	1.00 U	1.00 U	1.00 U	1.00 U	1.00 U	1.00 U	1.00 U	1.00 U	3.39
3/23/16	1.00 U	1.00 U	1.00 U	1.00 U	1.37	1.00 U	1.00 U	1.00 U	1.00 U	1.00 U	1.00 U	1.00 U	1.00 U	1.00 U	18.20
9/6/16	1.00 U	1.00 U	1.00 U	1.00 U	1.00 U	1.00 U	1.00 U	1.00 U	1.00 U	1.00 U	1.00 U	1.00 U	1.00 U	1.00 U	2.94
3/6/17	1.00 U	1.00 U	1.00 U	1.00 U	1.27	1.00 U	1.00 U	1.00 U	1.00 U	1.00 U	1.00 U	1.00 U	1.00 U	1.00 U	14.50
9/12/17	1.00 U	1.00 U	1.00 U	1.00 U	1.74	1.00 U	1.00 U	1.00 U	1.00 U	1.00 U	1.00 U	1.00 U	1.00 U	1.00 U	20.00
3/27/18	1.00 U	1.00 U	1.00 U	1.00 U	1.56	1.00 U	1.00 U	1.00 U	1.00 U	1.00 U	1.00 U	1.00 U	1.00 U	1.00 U	18.40
9/11/18	1.00 U	1.00 U	1.00 U	1.00 U	1.00 U	1.00 U	1.00 U	1.00 U	1.00 U	1.00 U	1.00 U	1.00 U	1.00 U	1.00 U	8.50
4/16/19	1.00 U	1.00 U	1.00 U	1.00 U	1.00 U	1.00 U	1.00 U	1.00 U	1.00 U	1.00 U	1.00 U	1.00 U	1.00 U	1.00 U	9.40
8/5/19	1.00 U	1.00 U	1.00 U	1.00 U	1.00 U	1.00 U	1.00 U	1.00 U	1.00 U	1.00 U	1.00 U	1.00 U	1.00 U	1.00 U	12.30

Gude Landfill
Monitoring Location MW-7 - Volatile Organic Compounds

Printed 12/10/21

	1,1,1,2-Tetrachloroethane (ug/L)	1,1,1-Trichloroethane (ug/L)	1,1,1,2,2-Tetrachloroethane (ug/L)	1,1,2-Trichloroethane (ug/L)	1,1,1-Dichloroethane (ug/L)	1,1-Dichloroethene (ug/L)	1,1-Dichloropropene (ug/L)	1,2,3-Trichloropropane (ug/L)	1,2-Dibromo-3-chloropropane (ug/L)	1,2-Dibromoethane (ug/L)	1,2-Dichlorobenzene (ug/L)	1,2-Dichloroethane (ug/L)	1,2-Dichloropropane (ug/L)	1,3-Dichloropropane (ug/L)	1,4-Dichlorobenzene (ug/L)
3/3/20	1.00 U	1.00 U	1.00 U	1.00 U	1.00 U	1.00 U	1.00 U	1.00 U	1.00 U	1.00 U	1.00 U	1.00 U	1.00 U	1.00 U	2.90
8/5/20	1.00 U	1.00 U	1.00 U	1.00 U	1.00 U	1.00 U	1.00 U	1.00 U	0.05 U	0.02 U	1.00 U	1.00 U	1.00 U	1.00 U	7.60
3/24/21	1.00 U	1.00 U	1.00 U	1.00 U	1.00 U	1.00 U	1.00 U	1.00 U	0.05 U	0.02 U	1.00 U	1.00 U	1.00 U	1.00 U	1.00 U
8/31/21	1.00 U	1.00 U	1.00 U	1.00 U	1.00 U	1.00 U	1.00 U	1.00 U	0.05 U	0.02 U	1.00 U	1.00 U	1.00 U	1.00 U	1.70

Gude Landfill
Monitoring Location MW-7 - Volatile Organic Compounds

Printed 12/10/21

	2,2-Dichloropropane (ug/L)	2-Butanone (ug/L)	2-Hexanone (ug/L)	4-Methyl-2-Pentanone (ug/L)	Acetone (ug/L)	Acrylonitrile (ug/L)	Benzene (ug/L)	Bromochloromethane (ug/L)	Bromodichloromethane (ug/L)	Bromoform (ug/L)	Bromomethane (ug/L)	Carbon Disulfide (ug/L)	Carbon Tetrachloride (ug/L)	Chlorobenzene (ug/L)	Chloroethane (ug/L)
MCL/ GWPS							5		80	80			5	100	
8/2/10	1.00 U	10.00 U	5.00 U	5.00 U	5.00 U	10.00 U	2.00	1.00 U	1.00 U	5.00 U	1.00 U	1.00 U	1.00 U	3.00	1.00 U
9/15/10	2.00 U	0.73 J	2.00 U	2.00 U	4.74	2.00 U	2.00 U	2.00 U	2.00 U	2.00 U	2.00 U	2.00 U	2.00 U	2.00 U	2.00 U
4/26/11	--	5.00 U	5.00 U	5.00 U	5.00 U	5.00 U	1.00 U	1.00 U	1.00 U	1.00 U	1.00 U	1.00 U	1.00 U	1.00 U	1.00 U
9/20/11	--	5.00 U	5.00 U	5.00 U	5.00 U	5.00 U	1.00 U	1.00 U	1.00 U	1.00 U	1.00 U	1.00 U	1.00 U	1.00 U	1.00 U
3/13/12	--	5.00 U	5.00 U	5.00 U	5.00 U	5.00 U	1.00 U	1.00 U	1.00 U	1.00 U	1.00 U	1.00 U	1.00 U	1.00 U	1.00 U
9/17/12	1.00 U	5.00 U	5.00 U	5.00 U	5.00 U	5.00 U	1.00 U	1.00 U	1.00 U	1.00 U	1.00 U	1.00 U	5.00 U	1.00 U	1.00 U
3/28/13	1.00 U	5.00 U	5.00 U	5.00 U	5.00 U	5.00 U	1.00 U	1.00 U	1.00 U	1.00 U	1.00 U	1.00 U	5.00 U	1.00 U	1.00 U
9/23/13	1.00 U	5.00 U	5.00 U	5.00 U	5.00 U	5.00 U	1.00 U	1.00 U	1.00 U	1.00 U	1.00 U	1.00 U	5.00 U	1.00 U	1.00 U
3/12/14	1.00 U	5.00 U	5.00 U	5.00 U	5.00 U	5.00 U	1.00 U	--	1.00 U	1.00 U	1.00 U	1.00 U	5.00 U	1.00 U	1.00 U
9/8/14	1.00 U	5.00 U	5.00 U	5.00 U	5.00 U	5.00 U	1.10	1.00 U	1.00 U	1.00 U	1.00 U	1.00 U	5.00 U	1.00 U	3.35
3/18/15	1.00 U	5.00 U	5.00 U	5.00 U	5.00 U	5.00 U	1.00 U	1.00 U	1.00 U	1.00 U	1.00 U	1.00 U	5.00 U	1.00 U	1.00 U
8/31/15	1.00 U	5.00 U	5.00 U	5.00 U	5.00 U	5.00 U	1.00 U	1.00 U	1.00 U	1.00 U	1.00 U	1.00 U	5.00 U	1.00 U	1.00 U
3/23/16	1.00 U	5.00 U	5.00 U	5.00 U	28.40	5.00 U	1.29	1.00 U	1.00 U	1.00 U	1.00 U	1.00 U	5.00 U	1.00 U	4.31
9/6/16	1.00 U	5.00 U	5.00 U	5.00 U	5.00 U	5.00 U	1.00 U	1.00 U	1.00 U	1.00 U	1.00 U	1.00 U	5.00 U	1.00 U	1.00 U
3/6/17	1.00 U	5.00 U	5.00 U	5.00 U	5.00 U	5.00 U	1.00 U	1.00 U	1.00 U	1.00 U	1.00 U	1.00 U	5.00 U	1.00 U	4.06
9/12/17	1.00 U	5.00 U	5.00 U	5.00 U	5.00 U	5.00 U	1.05	1.00 U	1.00 U	1.00 U	1.00 U	1.00 U	5.00 U	1.00 U	5.49
3/27/18	1.00 U	5.00 U	5.00 U	5.00 U	5.00 U	5.00 U	1.07	1.00 U	1.00 U	1.00 U	1.00 U	1.00 U	5.00 U	1.00 U	6.24
9/11/18	1.00 U	5.00 U	5.00 U	5.00 U	5.00 U	5.00 U	1.00 U	1.00 U	1.00 U	1.00 U	1.00 U	1.00 U	5.00 U	1.00 U	2.11
4/16/19	1.00 U	5.00 U	5.00 U	5.00 U	39.00	5.00 U	1.10	1.00 U	1.00 U	1.00 U	1.00 U	1.00 U	1.00 U	1.00 U	2.60
8/5/19	1.00 U	5.00 U	5.00 U	5.00 U	12.70	5.00 U	1.20	1.00 U	1.00 U	1.00 U	1.00 U	1.00 U	1.00 U	1.00 U	4.20

Shaded concentrations represent MCL/GWPS exceedances

Printed on Recycled Paper

Gude Landfill
Monitoring Location MW-7 - Volatile Organic Compounds

Printed 12/10/21

	2,2-Dichloropropane (ug/L)	2-Butanone (ug/L)	2-Hexanone (ug/L)	4-Methyl-2-Pentanone (ug/L)	Acetone (ug/L)	Acrylonitrile (ug/L)	Benzene (ug/L)	Bromochloromethane (ug/L)	Bromodichloromethane (ug/L)	Bromoform (ug/L)	Bromomethane (ug/L)	Carbon Disulfide (ug/L)	Carbon Tetrachloride (ug/L)	Chlorobenzene (ug/L)	Chloroethane (ug/L)
3/3/20	1.00 U	5.00 U	5.00 U	5.00 U	5.00 U	5.00 U	1.00 U	1.00 U	1.00 U	1.00 U	1.00 U	1.00 U	1.00 U	1.00 U	1.00 U
8/5/20	1.00 U	5.00 U	5.00 U	5.00 U	5.00 U	5.00 U	1.00 U	1.00 U	1.00 U	1.00 U	1.00 U	1.00 U	1.00 U	2.20	1.00 U
3/24/21	1.00 U	5.00 U	5.00 U	5.00 U	5.00 U	5.00 U	1.00 U	1.00 U	1.00 U	1.00 U	1.00 U	1.00 U	1.00 U	1.00 U	1.00 U
8/31/21	1.00 U	5.00 U	5.00 U	5.00 U	5.00 U	5.00 U	1.00 U	1.00 U	1.00 U	1.00 U	1.00 U	1.00 U	1.00 U	1.00 U	1.00 U

Gude Landfill
Monitoring Location MW-7 - Volatile Organic Compounds

Printed 12/10/21

	Chloroform (ug/L)	Chloromethane (ug/L)	cis-1,2-Dichloroethene (ug/L)	cis-1,3-Dichloropropene (ug/L)	Dibromochloromethane (ug/L)	Ethylbenzene (ug/L)	m&p-Xylene (ug/L)	Methyl Iodide (ug/L)	Methyl Tertiary Butyl Ether (ug/L)	Methylene Bromide (ug/L)	Methylene Chloride (ug/L)	o-Xylene (ug/L)	Styrene (ug/L)	Tetrachloroethene (ug/L)
MCL/ GWPS	80		70		80	700	10000				5	10000	100	5
8/2/10	1.00 U	1.00 U	31.00	1.00 U	1.00 U	1.00 U	2.00 U	20.00 U	--	1.00 U	1.00 U	1.00 U	1.00 U	1.00
9/15/10	2.00 U	0.58 J	2.00 U	2.00 U	2.00 U	2.00 U	4.00 U	2.00 U	2.00 U	2.00 U	2.00 U	2.00 U	2.00 U	0.54 J
4/26/11	1.00 U	1.00 U	1.00 U	1.00 U	1.00 U	1.00 U	--	1.00 U	2.00 U	1.00 U	1.00 U	--	1.00 U	1.00 U
9/20/11	1.00 U	1.00 U	1.00 U	1.00 U	1.00 U	1.00 U	--	1.00 U	2.00 U	1.00 U	1.70	--	1.00 U	3.00
3/13/12	1.00 U	1.00 U	1.00 U	1.00 U	1.00 U	1.00 U	--	1.00 U	1.00 U	1.00 U	1.00 U	--	1.00 U	3.20
9/17/12	1.00 U	1.00 U	5.12	1.00 U	1.00 U	1.00 U	2.00 U	5.00 U	5.00 U	1.00 U	1.00 U	1.00 U	1.00 U	3.56
3/28/13	1.00 U	1.00 U	3.38	1.00 U	1.00 U	1.00 U	2.00 U	5.00 U	5.00 U	1.00 U	1.00 U	1.00 U	1.00 U	5.26
9/23/13	1.00 U	1.00 U	3.45	1.00 U	1.00 U	1.00 U	2.00 U	5.00 U	5.00 U	1.00 U	1.00 U	1.00 U	1.00 U	4.39
3/12/14	1.00 U	1.00 U	6.65	1.00 U	1.00 U	1.00 U	2.00 U	5.00 U	5.00 U	1.00 U	1.00 U	1.00 U	1.00 U	4.64
9/8/14	1.00 U	1.00 U	5.18	1.00 U	1.00 U	1.00 U	2.00 U	5.00 U	5.00 U	1.00 U	1.00 U	1.00 U	1.00 U	1.97
3/18/15	1.00 U	1.00 U	2.05	1.00 U	1.00 U	1.00 U	2.00 U	5.00 U	5.00 U	1.00 U	1.00 U	1.00 U	1.00 U	3.79
8/31/15	1.00 U	1.00 U	1.54	1.00 U	1.00 U	1.00 U	2.00 U	5.00 U	5.00 U	1.00 U	1.00 U	1.00 U	1.00 U	2.22
3/23/16	1.00 U	1.00 U	8.40	1.00 U	1.00 U	1.00 U	2.00 U	5.00 U	5.00 U	1.00 U	1.79	1.00 U	1.00 U	2.34
9/6/16	1.00 U	1.00 U	7.77	1.00 U	1.00 U	1.00 U	2.00 U	5.00 U	5.00 U	1.00 U	1.00 U	1.00 U	1.00 U	1.02
3/6/17	1.00 U	1.00 U	8.46	1.00 U	1.00 U	1.00 U	2.00 U	5.00 U	5.00 U	1.00 U	2.36	1.00 U	1.00 U	2.02
9/12/17	1.00 U	1.00 U	9.23	1.00 U	1.00 U	1.00 U	2.00 U	5.00 U	5.00 U	1.00 U	2.98	1.00 U	1.00 U	2.54
3/27/18	1.00 U	1.00 U	9.76	1.00 U	1.00 U	1.00 U	2.00 U	5.00 U	5.00 U	1.00 U	2.84	1.00 U	1.00 U	2.07
9/11/18	1.00 U	1.00 U	7.71	1.00 U	1.00 U	1.00 U	2.00 U	5.00 U	5.00 U	1.00 U	1.00 U	1.00 U	1.00 U	1.00 U
4/16/19	1.00 U	1.00 U	8.80	1.00 U	1.00 U	1.00 U	1.00 U	1.00 U	1.00 U	1.00 U	1.00 U	1.00 U	1.00 U	1.00 U
8/5/19	1.00 U	1.00 U	6.00	1.00 U	1.00 U	1.00 U	1.00 U	1.00 U	1.00 U	1.00 U	1.00 U	1.00 U	1.00 U	1.00 U

Shaded concentrations represent MCL/GWPS exceedances

Printed on Recycled Paper

Gude Landfill
Monitoring Location MW-7 - Volatile Organic Compounds

Printed 12/10/21

	Chloroform (ug/L)	Chloromethane (ug/L)	cis-1,2-Dichloroethene (ug/L)	cis-1,3-Dichloropropene (ug/L)	Dibromochloromethane (ug/L)	Ethylbenzene (ug/L)	m&p-Xylene (ug/L)	Methyl Iodide (ug/L)	Methyl Tertiary Butyl Ether (ug/L)	Methylene Bromide (ug/L)	Methylene Chloride (ug/L)	o-Xylene (ug/L)	Styrene (ug/L)	Tetrachloroethene (ug/L)
3/3/20	1.00 U	1.00 U	4.90	1.00 U	1.00 U	1.00 U	1.00 U	1.00 U	1.00 U	1.00 U	1.00 U	1.00 U	1.00 U	1.00 U
8/5/20	1.00 U	1.00 U	2.00	1.00 U	1.00 U	1.00 U	1.00 U	1.00 U	1.00 U	1.00 U	1.00 U	1.00 U	1.00 U	1.00 U
3/24/21	1.00 U	1.00 U	1.00 U	1.00 U	1.00 U	1.00 U	1.00 U	1.00 U	1.00 U	1.00 U	1.00 U	1.00 U	1.00 U	1.00 U
8/31/21	1.00 U	1.00 U	2.20	1.00 U	1.00 U	1.00 U	1.00 U	1.00 U	1.00 U	1.00 U	1.00 U	1.00 U	1.00 U	1.00 U

Gude Landfill

Monitoring Location MW-7 - Volatile Organic Compounds

	Toluene (ug/L)	trans-1,2-Dichloroethene (ug/L)	trans-1,3-Dichloropropene (ug/L)	trans-1,4-Dichloro-2-butene (ug/L)	Trichloroethene (ug/L)	Trichlorofluoromethane (ug/L)	Vinyl Acetate (ug/L)	Vinyl Chloride (ug/L)	Xylene (ug/L)
MCL/ GWPS	1000	100			5			2	10000
8/2/10	1.00 U	1.00 U	1.00 U	5.00 U	2.00	1.00 U	1.00 U	5.00	--
9/15/10	2.00 U	2.00 U	2.00 U	2.00 U	0.52 J	2.00 U	2.00 U	2.00 U	--
4/26/11	1.00 U	1.00 U	1.00 U	5.00 U	11.00	1.00 U	1.00 U	1.00 U	1.00 U
9/20/11	1.00 U	1.00 U	1.00 U	5.00 U	3.00	1.00 U	1.00 U	1.00 U	1.00 U
3/13/12	1.00 U	1.00 U	1.00 U	5.00 U	1.30	1.00 U	1.00 U	1.00 U	1.00 U
9/17/12	1.00 U	1.00 U	1.00 U	5.00 U	3.58	1.00 U	5.00 U	1.00 U	--
3/28/13	1.00 U	1.00 U	1.00 U	5.00 U	2.21	1.00 U	5.00 U	1.00 U	--
9/23/13	1.00 U	1.00 U	1.00 U	5.00 U	2.62	1.00 U	5.00 U	1.00 U	--
3/12/14	1.00 U	1.00 U	1.00 U	5.00 U	2.37	1.00 U	5.00 U	1.00 U	--
9/8/14	1.00 U	1.00 U	1.00 U	5.00 U	1.00 U	1.00 U	5.00 U	1.09	--
3/18/15	1.00 U	1.00 U	1.00 U	5.00 U	1.37	1.00 U	5.00 U	1.00 U	--
8/31/15	1.00 U	1.00 U	1.00 U	5.00 U	1.00 U	1.00 U	5.00 U	1.00 U	--
3/23/16	1.00 U	1.00 U	1.00 U	5.00 U	2.17	1.00 U	5.00 U	1.25	--
9/6/16	1.00 U	1.00 U	1.00 U	5.00 U	1.00 U	1.00 U	5.00 U	1.00 U	--
3/6/17	1.00 U	1.00 U	1.00 U	5.00 U	2.10	1.00 U	5.00 U	1.00 U	--
9/12/17	42.40	1.00 U	1.00 U	5.00 U	2.85	1.00 U	5.00 U	1.24	--
3/27/18	1.00 U	1.00 U	1.00 U	5.00 U	2.49	1.00 U	5.00 U	1.07	--
9/11/18	1.00 U	1.00 U	1.00 U	5.00 U	1.31	1.00 U	5.00 U	1.05	--
4/16/19	1.00 U	1.00 U	1.00 U	1.00 U	1.00 U	1.00 U	1.00 U	1.90	--
8/5/19	1.00 U	1.00 U	1.00 U	1.00 U	1.00 U	1.00 U	1.00 U	2.40	--

Gude Landfill

Printed 12/10/21

Monitoring Location MW-7 - Volatile Organic Compounds

	Toluene (ug/L)	trans-1,2-Dichloroethene (ug/L)	trans-1,3-Dichloropropene (ug/L)	trans-1,4-Dichloro-2-butene (ug/L)	Trichloroethene (ug/L)	Trichlorofluoromethane (ug/L)	Vinyl Acetate (ug/L)	Vinyl Chloride (ug/L)	Xylene (ug/L)
3/3/20	1.00 U	1.00 U	1.00 U	1.00 U	1.00 U	1.00 U	1.00 U	1.00 U	--
8/5/20	1.00 U	1.00 U	1.00 U	1.00 U	1.00 U	1.00 U	1.00 U	1.00 U	--
3/24/21	1.00 U	1.00 U	1.00 U	1.00 U	1.00 U	1.00 U	1.00 U	1.00 U	--
8/31/21	1.00 U	1.00 U	1.00 U	1.00 U	1.00 U	1.00 U	1.00 U	1.00 U	--

Gude Landfill
Monitoring Location MW-8 - General Parameters

Printed 12/10/21

	Alkalinity (mg/L)	Ammonia Nitrogen (mg/L)	Chemical Oxygen Demand (mg/L)	Chloride (mg/L)	Cyanide, Total (mg/L)	Dissolved Oxygen, Field (mg/L)	Hardness (mg/L)	Nitrate (mg/L)	Nitrate+Nitrite (mg/L)	Nitrite (mg/L)	ORP, Field (mV)	pH, Field (SU)	pH, Lab (SU)
MCL/ GWPS					0.2			10		1			
7/30/10	--	--	--	--	0.050 U	--	--	--	--	--	--	--	--
9/14/10	190.0	0.73	10.0 U	190.0000	--	--	270.0	7.6300	7.68	0.05 U	--	--	--
4/25/11	480.0	1.94	26.3	207.0000	--	--	600.0	13.8500	13.90	0.05 U	--	--	--
9/19/11	209.0	0.20 U	6.2	210.0000	--	--	99.0	5.6500	5.66	0.05 U	--	--	--
3/8/12	166.0	0.20 U	11.5	198.0000	--	--	332.0	14.7900	14.80	0.05 U	--	--	--
9/17/12	178.0	0.20 U	10.0 U	223.0000	--	--	344.0	9.6100	9.66	0.05 U	--	--	--
3/28/13	175.0	0.20 U	10.0 U	172.0000	--	1.07	302.0	4.7500	4.80	0.05 U	306.0	6.57	--
9/23/13	89.0	0.20 U	10.0 U	197.0000	--	1.00	218.0	5.2100	5.26	0.05 U	264.0	6.39	--
3/12/14	233.0	0.20 U	16.0	142.0000	--	8.14	412.0	14.5500	--	--	290.0	6.61	--
9/8/14	187.0	0.20 U	11.8	160.0000	--	0.96	316.0	9.4300	9.44	0.05 U	262.0	6.81	--
3/18/15	266.0	0.20 U	12.5	134.0000	--	10.47	444.0	11.5900	11.60	0.05 U	312.0	7.83	--
8/31/15	144.0	0.20 U	10.2	151.0000	--	2.70	276.0	9.5300	9.54	0.05 U	315.0	6.55	--
3/23/16	289.0	0.20 U	10.0 U	133.0000	--	0.00	468.0	6.7500	6.80	0.05 U	206.0	7.14	--
8/29/16	157.0	0.20 U	13.2	102.0000	--	--	298.0	8.2200	8.23	0.05 U	284.0	6.64	--
3/6/17	216.0	0.20 U	10.0 U	135.0000	--	--	400.0	6.8400	6.85	0.05 U	253.0	6.90	--
9/18/17	128.0	0.20 U	10.0 U	128.0000	--	--	260.0	6.8200	6.87	0.05 U	322.0	7.03	--
3/27/18	45.4	0.20 U	10.0 U	125.0000	--	--	170.0	7.4700	7.48	0.05 U	148.0	7.18	--
9/11/18	346.0	0.20 U	14.6	91.7000	--	--	412.0	5.8100	5.82	0.05 U	89.0	6.75	--
4/16/19	660.0	1.99	38.0	112.0000	--	0.08	670.0	0.2000 U	--	--	39.2	6.88	7.05

Gude Landfill
Monitoring Location MW-8 - General Parameters

Printed 12/10/21

	Alkalinity (mg/L)	Ammonia Nitrogen (mg/L)	Chemical Oxygen Demand (mg/L)	Chloride (mg/L)	Cyanide, Total (mg/L)	Dissolved Oxygen, Field (mg/L)	Hardness (mg/L)	Nitrate (mg/L)	Nitrate+Nitrite (mg/L)	Nitrite (mg/L)	ORP, Field (mV)	pH, Field (SU)	pH, Lab (SU)
8/2/19	612.0	1.05	18.9	126.0000	--	0.11	596.0	0.2000 U	--	--	28.5	6.45	6.96
3/10/20	423.0	0.10 U	16.9	88.7000	--	2.96	526.0	14.1000	--	--	109.5	6.87	6.99
8/5/20	257.0	0.10 U	29.8	19.9000	--	0.51	517.0	3.2500	--	--	70.9	6.96	6.91
3/22/21	170.0	0.10 U	20.2	99.0000	--	0.77	643.0	3.4200	--	--	59.9	6.92	7.03
8/31/21	653.0	0.05 U	34.6	105.0000	--	0.87	566.0	1.9900	--	--	23.4	7.00	6.99

Gude Landfill

Monitoring Location MW-8 - General Parameters

	Specific Conductivity, Field (uS/cm)	Specific Conductivity, Lab (umhos/cm)	Sulfate, total (mg/L)	Sulfide (mg/L)	Temperature, field (°C)	Total Dissolved Solids (mg/L)	Total Suspended Solids (mg/L)	Turbidity (NTU)	Turbidity, Field (NTU)
MCL/ GWPS									
7/30/10	--	--	--	3.0 U	--	--	--	--	--
9/14/10	--	--	55.00	--	--	696.0	--	1227.000	--
4/25/11	--	--	68.50	--	--	1136.0	--	22.700	--
9/19/11	--	--	72.60	--	--	1016.0	--	--	--
3/8/12	--	--	67.40	--	--	776.0	--	--	--
9/17/12	--	--	69.00	--	--	712.0	--	--	--
3/28/13	1.2	--	95.10	--	14.6	642.0	--	--	8.70
9/23/13	907.6	--	57.60	--	16.8	520.0	--	--	--
3/12/14	1121.0	--	136.00	--	14.3	740.0	--	--	35.20
9/8/14	964.7	--	92.70	--	15.6	624.0	--	--	11.60
3/18/15	951.2	--	120.00	--	8.5	656.0	--	--	7.50
8/31/15	879.0	--	69.30	--	17.3	483.0	--	--	2.87
3/23/16	1123.0	--	169.00	--	14.8	742.0	--	--	0.00
8/29/16	895.0	--	111.00	--	19.0	588.0	--	--	1.50
3/6/17	932.0	--	130.00	--	12.9	643.0	--	--	19.40
9/18/17	733.2	--	84.60	--	18.8	528.0	--	--	410.00
3/27/18	617.9	--	53.30	--	14.3	417.0	--	--	11.80
9/11/18	1111.0	--	103.00	--	16.9	684.0	--	--	0.00
4/16/19	1814.0	1480.0	60.80	--	10.8	917.0	2.7	3.180	3.10

Gude Landfill
Monitoring Location MW-8 - General Parameters

Printed 12/10/21

	Specific Conductivity, Field (uS/cm)	Specific Conductivity, Lab (umhos/cm)	Sulfate, total (mg/L)	Sulfide (mg/L)	Temperature, field (°C)	Total Dissolved Solids (mg/L)	Total Suspended Solids (mg/L)	Turbidity (NTU)	Turbidity, Field (NTU)
8/2/19	1.4	1470.0	64.40	--	14.7	868.0	2.3 J	2.630	0.00
3/10/20	1195.0	1250.0	59.60	--	16.1	762.0	11.6	2.930	7.00
8/5/20	1183.0	1360.0	56.10	--	18.3	791.0	539.0	13.700	20.50
3/22/21	1454.0	1520.0	33.70	--	12.7	846.0	27.6	4.870	25.60
8/31/21	1432.0	1340.0	36.10	--	23.6	791.0	95.7	9.190	21.90

Gude Landfill
Monitoring Location MW-8 - Dissolved Metals

Printed 12/10/21

	Antimony, dissolved (mg/L)	Arsenic, dissolved (mg/L)	Barium, dissolved (mg/L)	Beryllium, dissolved (mg/L)	Cadmium, dissolved (mg/L)	Calcium, dissolved (mg/L)	Chromium, dissolved (mg/L)	Cobalt, dissolved (mg/L)	Copper, dissolved (mg/L)	Iron, dissolved (mg/L)	Lead, dissolved (mg/L)	Magnesium, dissolved (mg/L)	Manganese, dissolved (mg/L)	Mercury, dissolved (mg/L)
MCL/ GWPS	0.006	0.01	2	0.004	0.005		0.1				0.015			0.002
4/25/11	0.005 U	0.005 U	0.169	0.005 U	0.005 U	120.0	0.01 U	0.01 U	0.009	1.1	0.005 U	84.1	0.183	0.0002 U
9/19/11	--	--	--	--	--	--	--	--	--	--	--	--	--	--
3/8/12	0.005 U	0.005 U	0.124	0.005 U	0.005 U	71.7	0.01 U	0.01 U	0.005 U	0.4	0.005 U	42.8	0.005 U	0.0002 U
9/17/12	0.005 U	0.005 U	0.121	0.005 U	0.005 U	67.8	0.01 U	0.01 U	0.005 U	0.3	0.005 U	41.3	0.342	0.0002 U
3/28/13	0.005 U	0.005 U	0.118	0.005 U	0.005 U	64.7	0.01 U	0.01 U	0.013	0.5	0.005 U	31.4	0.032	0.0002 U
9/23/13	0.005 U	0.005 U	0.147	0.005 U	0.005 U	46.7	0.01 U	0.01 U	0.005	0.3	0.005 U	27.1	0.170	0.0002 U
3/12/14	0.005 U	0.005 U	0.110	0.005 U	0.005 U	86.4	0.01 U	0.01 U	0.005 U	0.5	0.005 U	47.5	0.005 U	0.0002 U
9/8/14	0.005 U	0.005 U	0.121	0.005 U	0.005 U	62.1	0.01 U	0.01 U	0.006	0.4	0.005 U	36.4	0.005 U	0.0002 U
3/18/15	0.002 U	0.002 U	0.089	0.002 U	0.004 U	88.0	0.01 J	0.01 U	0.002 J	0.0 U	0.002 U	48.0	0.005 U	0.0002 U
8/31/15	0.001 U	0.001 U	0.092	0.001 U	0.001 U	57.0	0.01 U	0.01 U	0.005 U	0.0 U	0.001 U	30.0	0.010 U	0.0002 U
3/23/16	0.002 U	0.002 U	0.084	0.002 U	0.002 U	98.5	0.00 U	0.00 U	0.002 U	0.7	0.002 U	53.4	0.004	0.0002 U
8/29/16	0.002 U	0.002 U	0.080	0.002 U	0.002 U	58.6	0.00 U	0.00 U	0.003	0.3	0.002 U	34.2	0.004	0.0002 U
3/6/17	0.002 U	0.002 U	0.078	0.002 U	0.002 U	78.6	0.00	0.00 U	0.007	0.5	0.002 U	42.7	0.105	0.0002 U
3/27/18	0.002 U	0.002 U	0.041	0.002 U	0.002 U	36.7	0.00	0.00 U	0.002 U	0.2 U	0.002 U	18.3	0.005	0.0002 U
9/11/18	0.002 U	0.002 U	0.096	0.002 U	0.002 U	93.3	0.01	0.00 U	0.002	0.1 U	0.002 U	45.9	0.006	0.0002 U

Gude Landfill

Monitoring Location MW-8 - Dissolved Metals

	Nickel, dissolved (mg/L)	Potassium, dissolved (mg/L)	Selenium, dissolved (mg/L)	Silver, dissolved (mg/L)	Sodium, dissolved (mg/L)	Thallium, dissolved (mg/L)	Vanadium, dissolved (mg/L)	Zinc, dissolved (mg/L)
MCL/ GWPS			0.05			0.002		
4/25/11	0.01	20.1	0.005 U	0.01 U	130.0	0.005 U	0.01 U	0.008
9/19/11	0.01	--	--	--	--	--	--	--
3/8/12	0.01	11.6	0.005 U	0.01 U	113.0	0.005 U	0.01 U	0.005 U
9/17/12	0.08	11.5	0.005	0.01 U	114.0	0.005 U	0.01 U	0.016
3/28/13	0.01 U	13.7	0.005 U	0.01 U	88.8	0.005 U	0.01 U	0.007
9/23/13	0.02	8.2	0.005 U	0.01 U	99.5	0.005 U	0.01 U	0.031
3/12/14	0.01	13.0	0.005 U	0.01 U	81.5	0.005 U	0.01 U	0.006
9/8/14	0.01 U	11.0	0.005 U	0.01 U	88.8	0.005 U	0.01 U	0.009
3/18/15	0.01 J	11.0	0.035 U	0.01 U	72.0	0.002 U	0.01 U	0.010 U
8/31/15	0.01 U	9.8	0.005 U	0.00 U	85.0	0.001 U	0.01 U	0.005 U
3/23/16	0.00	12.0	0.003	0.00 U	86.3	0.001 U	0.00 U	0.002 U
8/29/16	0.00	9.4	0.002	0.00 U	78.5	0.001 U	0.00 U	0.003
3/6/17	0.01	10.4	0.003	0.00 U	83.8	0.001 U	0.00	0.010
3/27/18	0.00	8.4	0.003	0.00 U	63.7	0.001 U	0.00 U	0.006
9/11/18	0.00	12.8	0.003	0.00 U	70.3	0.001 U	0.00	0.002

Gude Landfill
Monitoring Location MW-8 - Total Metals

Printed 12/10/21

	Antimony, total (mg/L)	Arsenic, total (mg/L)	Barium, total (mg/L)	Beryllium, total (mg/L)	Cadmium, total (mg/L)	Calcium, total (mg/L)	Chromium, total (mg/L)	Cobalt, total (mg/L)	Copper, total (mg/L)	Iron, total (mg/L)	Lead, total (mg/L)	Magnesium, total (mg/L)
MCL/ GWPS	0.006	0.01	2	0.004	0.005		0.1				0.015	
7/30/10	0.0010 U	0.0041	0.2900	0.0032	0.0010 U	--	0.0710	0.1100	0.0780	--	0.02700	--
9/14/10	0.0050 U	0.0050 U	0.2730	0.0050 U	0.0050 U	59.00	0.0215	0.0816	0.0540	15.1000	0.01000	36.900
4/25/11	0.0050 U	0.0050 U	0.1770	0.0050 U	0.0050 U	114.00 J	0.0050 U	0.0050 U	0.0145	1.6900	0.00500 U	90.900
9/19/11	0.0050 U	0.0050 U	0.1090	0.0050 U	0.0050 U	76.20	0.0050 U	0.0050 U	0.0067	0.6900	0.00500 U	50.200
3/8/12	0.0050 U	0.0050 U	0.1200	0.0050 U	0.0050 U	70.10	0.0050 U	0.0050 U	0.0081	1.1500	0.00500 U	40.500
9/17/12	0.0050 U	0.0050 U	0.4190	0.0050 U	0.0050 U	67.40	0.0654	0.0838	0.1310	46.3000	0.02700	39.600
3/28/13	0.0050 U	0.0050 U	0.1200	0.0050 U	0.0050 U	67.50	0.0050 U	0.0050 U	0.0134	0.4980	0.00500 U	33.900
9/23/13	0.0050 U	0.0050 U	0.1560	0.0050 U	0.0050 U	46.90	0.0221	0.0050 U	0.0107	1.6400	0.00500 U	27.100
3/12/14	0.0050 U	0.0050 U	0.1110	0.0050 U	0.0050 U	87.30	0.0050 U	0.0050 U	0.0069	1.2500	0.00500 U	46.000
9/8/14	0.0050 U	0.0050 U	0.1200	0.0050 U	0.0050 U	64.00	0.0050 U	0.0050 U	0.0061	0.4850	0.00500 U	37.700
3/18/15	0.0020 U	0.0020 U	0.0890	0.0020 U	0.0040 U	88.00	0.0140	0.0100 U	0.0029 J	0.0050 U	0.00200 U	48.000
8/31/15	0.0010 U	0.0010 U	0.0940	0.0010 U	0.0005 U	56.00	0.0050 U	0.0050 U	0.0050 U	0.0050 U	0.00100 U	32.000
3/23/16	0.0020 U	0.0020 U	0.0856	0.0020 U	0.0020 U	97.30	0.0020 U	0.0020 U	0.0023	0.6880	0.00200 U	52.600
8/29/16	0.0020 U	0.0020 U	0.0804	0.0020 U	0.0020 U	56.80	0.0020 U	0.0020 U	0.0026	0.3710	0.00200 U	32.800
3/6/17	0.0050 U	0.0050 U	0.0942	0.0050 U	0.0050 U	79.20	0.0050 U	0.0064	0.0179	2.1400	0.00500 U	41.800
9/18/17	0.0050 U	0.0050 U	0.1760	0.0050 U	0.0050 U	56.20	0.0290	0.0368	0.0574	22.5000	0.01070	32.200
3/27/18	0.0050 U	0.0050 U	0.0476	0.0050 U	0.0050 U	38.70	0.0050 U	0.0050 U	0.0050 U	0.2000 U	0.00500 U	18.800
9/11/18	0.0050 U	0.0050 U	0.0989	0.0050 U	0.0050 U	91.10	0.0050 U	0.0050 U	0.0050 U	0.1490	0.00500 U	44.800
4/16/19	0.0010 U	0.0010 U	0.1320	0.0010 U	0.0010 U	109.00	0.0021	0.0184	0.0054	1.0900	0.00100 U	96.700
8/2/19	0.0010 U	0.0010 U	0.1460	0.0010 U	0.0010 U	99.60	0.0010 U	0.0204	0.0034	0.4440	0.00100 U	84.200
3/10/20	0.0010 U	0.0010 U	0.1000	0.0010 U	0.0010 U	88.90	0.0036	0.0010 U	0.0012	0.1470	0.00100 U	73.800
8/5/20	0.0010 U	0.0010 U	0.1220	0.0010 U	0.0010 U	87.50	0.0026	0.0014	0.0040	0.4970	0.00100 U	72.600
3/22/21	0.0010 U	0.0010 U	0.1190	0.0010 U	0.0010 U	106.00	0.0011	0.0010 U	0.0022 B	0.1220	0.00100 U	91.700

Shaded concentrations represent MCL/GWPS exceedances

Printed on Recycled Paper

Gude Landfill
Monitoring Location MW-8 - Total Metals

Printed 12/10/21

	Antimony, total (mg/L)	Arsenic, total (mg/L)	Barium, total (mg/L)	Beryllium, total (mg/L)	Cadmium, total (mg/L)	Calcium, total (mg/L)	Chromium, total (mg/L)	Cobalt, total (mg/L)	Copper, total (mg/L)	Iron, total (mg/L)	Lead, total (mg/L)	Magnesium, total (mg/L)
8/31/21	0.0010 U	0.0010 U	0.1400	0.0010 U	0.0010 U	94.20	0.0132	0.0028	0.0061	0.7370	0.00100 U	80.300

Gude Landfill
Monitoring Location MW-8 - Total Metals

Printed 12/10/21

	Manganese, total (mg/L)	Mercury, total (mg/L)	Nickel, total (mg/L)	Potassium, total (mg/L)	Selenium, total (mg/L)	Silver, total (mg/L)	Sodium, total (mg/L)	Thallium, total (mg/L)	Tin, total (mg/L)	Vanadium, total (mg/L)	Zinc, total (mg/L)
MCL/ GWPS		0.002			0.05			0.002			
7/30/10	--	0.000200 U	0.1000	--	0.00070 J	0.0010 U	--	0.0010 U	0.0050 U	0.04700	0.28000
9/14/10	3.46000	0.000200 U	0.0534	10.400	0.00500 U	0.0050 U	104.00	0.0050 U	--	0.03660	0.16000
4/25/11	0.14400	0.000200 U	0.0082	19.100 J	0.00500 U	0.0050 U	139.00 J	0.0050 U	--	0.00500 U	0.01430
9/19/11	0.09020	0.000200 U	--	14.000	0.00500 U	0.0050 U	124.00	0.0050 U	--	0.00500 U	0.01090
3/8/12	0.01010	0.000200 U	0.0056	11.800	0.00500 U	0.0050 U	106.00	0.0050 U	--	0.00500 U	0.01040
9/17/12	2.36000	0.000200 U	0.0155	12.900	0.00760	0.0050 U	102.00	0.0100 U	--	0.08740	0.22000
3/28/13	0.03380	0.000200 U	0.0050 U	13.600	0.00500 U	0.0050 U	95.70	0.0050 U	--	0.00500 U	0.00708
9/23/13	0.18200	0.000200 U	0.0104	8.000	0.00500 U	0.0050 U	100.00	0.0050 U	--	0.00500 U	0.03110
3/12/14	0.01110	0.000200 U	0.0075	12.700	0.00500 U	0.0050 U	78.80	0.0050 U	--	0.00500 U	0.00846
9/8/14	0.01080	0.000200 U	0.0050 U	10.800	0.00500 U	0.0050 U	91.50	0.0050 U	--	0.00500 U	0.00925
3/18/15	0.00500 U	0.000200 U	0.0110 U	11.000	0.03500 U	0.0100 U	71.00	0.0020 U	--	0.01000 U	0.01000 U
8/31/15	0.01000 U	0.000200 U	0.0100 U	9.700	0.00500 U	0.0010 U	85.00	0.0010 U	--	0.00500 U	0.00500 U
3/23/16	0.00477	0.000200 U	0.0036	11.900	0.00227	0.0020 U	87.00	0.0010 U	--	0.00200 U	0.00200 U
8/29/16	0.02400	0.000200 U	0.0024	8.840	0.00200 U	0.0020 U	69.80	0.0010 U	--	0.00200 U	0.00324
3/6/17	0.19200	0.000200 U	0.0097	10.700	0.00500 U	0.0050 U	82.60	0.0050 U	--	0.00597	0.01800
9/18/17	1.16000	0.000200 U	0.0373	9.480	0.00500 U	0.0050 U	72.20	0.0050 U	--	0.03510	0.11200
3/27/18	0.01990	0.000200 U	0.0050 U	8.660	0.00500 U	0.0050 U	68.30	0.0050 U	--	0.00500 U	0.03260
9/11/18	0.00686	0.000200 U	0.0050 U	13.300	0.00500 U	0.0050 U	69.50	0.0050 U	--	0.00500 U	0.00500 U
4/16/19	1.34000	0.000100 U	0.0069	12.900	0.00100 U	0.0010 U	84.80 B	0.0010 U	--	0.00102	0.00611
8/2/19	1.27000	0.000100 U	0.0060	12.500	0.00100 U	0.0010 U	90.50	0.0010 U	--	0.00100 U	0.00400 U
3/10/20	0.00543	0.000100 U	0.0044	11.800	0.00100 U	0.0010 U	82.20	0.0010 U	--	0.00100 U	0.00400 U
8/5/20	0.03780	0.000100 U	0.0039	13.200	0.00100 U	0.0010 U	80.20	0.0010 U	--	0.00154	0.00400 U
3/22/21	0.01700	0.000100 U	0.0030	13.400	0.00100 U	0.0010 U	74.70	0.0010 U	--	0.00100 U	0.00400 U

Gude Landfill
Monitoring Location MW-8 - Total Metals

Printed 12/10/21

	Manganese, total (mg/L)	Mercury, total (mg/L)	Nickel, total (mg/L)	Potassium, total (mg/L)	Selenium, total (mg/L)	Silver, total (mg/L)	Sodium, total (mg/L)	Thallium, total (mg/L)	Tin, total (mg/L)	Vanadium, total (mg/L)	Zinc, total (mg/L)
8/31/21	0.05990	0.000100 U	0.0124	13.200	0.00100 U	0.0010 U	79.40	0.0010 U	--	0.00252	0.00400 U

Gude Landfill

Printed 12/10/21

Monitoring Location MW-8 - Volatile Organic Compounds

	1,1,1,2-Tetrachloroethane (ug/L)	1,1,1-Trichloroethane (ug/L)	1,1,1,2,2-Tetrachloroethane (ug/L)	1,1,1,2-Trichloroethane (ug/L)	1,1-Dichloroethane (ug/L)	1,1-Dichloroethene (ug/L)	1,1-Dichloropropene (ug/L)	1,2,3-Trichloropropane (ug/L)	1,2-Dibromo-3-chloropropane (ug/L)	1,2-Dibromoethane (ug/L)	1,2-Dichlorobenzene (ug/L)	1,2-Dichloroethane (ug/L)	1,2-Dichloropropane (ug/L)	1,3-Dichloropropane (ug/L)	1,4-Dichlorobenzene (ug/L)
MCL/ GWPS	200			5		7			0.2	0.05	600		5	5	75
7/30/10	1.00 U	1.00 U	1.00 U	1.00 U	1.00 U	1.00 U	1.00 U	1.00 U	10.00 U	1.00 U	1.00 U	1.00 U	1.00 U	1.00 U	1.00 U
9/14/10	2.00 U	2.00 U	2.00 U	2.00 U	2.00 U	2.00 U	2.00 U	2.00 U	2.00 U	2.00 U	2.00 U	2.00 U	2.00 U	2.00 U	2.00 U
4/25/11	1.00 U	1.00 U	1.00 U	1.00 U	1.00 U	1.00 U	--	1.00 U	1.00 U	1.00 U	1.00 U	1.00 U	1.00 U	--	1.00 U
9/19/11	1.00 U	1.00 U	1.00 U	1.00 U	1.00 U	1.00 U	--	1.00 U	1.00 U	1.00 U	1.00 U	1.00 U	1.00 U	--	1.00 U
3/8/12	1.00 U	1.00 U	1.00 U	1.00 U	1.00 U	1.00 U	--	1.00 U	1.00 U	1.00 U	1.00 U	1.00 U	1.00 U	--	1.00 U
9/17/12	1.00 U	1.00 U	1.00 U	1.00 U	1.00 U	1.00 U	1.00 U	1.00 U	1.00 U	1.00 U	1.00 U	1.00 U	1.00 U	1.00 U	4.03
3/28/13	1.00 U	1.00 U	1.00 U	1.00 U	1.00 U	1.00 U	1.00 U	1.00 U	1.00 U	1.00 U	1.00 U	1.00 U	1.00 U	1.00 U	1.45
9/23/13	1.00 U	1.00 U	1.00 U	1.00 U	1.00 U	1.00 U	1.00 U	1.00 U	1.00 U	1.00 U	1.00 U	1.00 U	1.00 U	1.00 U	1.00 U
3/12/14	1.00 U	1.00 U	1.00 U	1.00 U	1.00 U	1.00 U	1.00 U	1.00 U	1.00 U	1.00 U	--	1.00 U	1.00 U	1.00 U	1.00 U
9/8/14	1.00 U	1.00 U	1.00 U	1.00 U	1.00 U	1.00 U	1.00 U	1.00 U	1.00 U	1.00 U	1.00 U	1.00 U	1.00 U	1.00 U	1.00 U
3/18/15	1.00 U	1.00 U	1.00 U	1.00 U	1.00 U	1.00 U	1.00 U	1.00 U	1.00 U	1.00 U	1.00 U	1.00 U	1.00 U	1.00 U	1.00 U
8/31/15	1.00 U	1.00 U	1.00 U	1.00 U	1.00 U	1.00 U	1.00 U	1.00 U	1.00 U	1.00 U	1.00 U	1.00 U	1.00 U	1.00 U	1.00 U
3/23/16	1.00 U	1.00 U	1.00 U	1.00 U	1.00 U	1.00 U	1.00 U	1.00 U	1.00 U	1.00 U	1.00 U	1.00 U	1.00 U	1.00 U	1.00 U
8/29/16	1.00 U	1.00 U	1.00 U	1.00 U	1.00 U	1.00 U	1.00 U	1.00 U	1.00 U	1.00 U	1.00 U	1.00 U	1.00 U	1.00 U	1.00 U
3/6/17	1.00 U	1.00 U	1.00 U	1.00 U	1.00 U	1.00 U	1.00 U	1.00 U	1.00 U	1.00 U	1.00 U	1.00 U	1.00 U	1.00 U	1.90
9/18/17	1.00 U	1.00 U	1.00 U	1.00 U	1.00 U	1.00 U	1.00 U	1.00 U	1.00 U	1.00 U	1.00 U	1.00 U	1.00 U	1.00 U	1.00 U
3/27/18	1.00 U	1.00 U	1.00 U	1.00 U	1.00 U	1.00 U	1.00 U	1.00 U	1.00 U	1.00 U	1.00 U	1.00 U	1.00 U	1.00 U	1.00 U
9/11/18	1.00 U	1.00 U	1.00 U	1.00 U	1.00 U	1.00 U	1.00 U	1.00 U	1.00 U	1.00 U	1.00 U	1.00 U	1.00 U	1.00 U	1.00 U
4/16/19	1.00 U	1.00 U	1.00 U	1.00 U	1.00 U	1.00 U	1.00 U	1.00 U	1.00 U	1.00 U	1.00 U	1.00 U	1.00 U	1.00 U	1.00 U
8/2/19	1.00 U	1.00 U	1.00 U	1.00 U	1.00 U	1.00 U	1.00 U	1.00 U	1.00 U	1.00 U	1.00 U	1.00 U	1.00 U	1.00 U	1.60

Gude Landfill
Monitoring Location MW-8 - Volatile Organic Compounds

Printed 12/10/21

	1,1,1,2-Tetrachloroethane (ug/L)	1,1,1-Trichloroethane (ug/L)	1,1,1,2,2-Tetrachloroethane (ug/L)	1,1,2-Trichloroethane (ug/L)	1,1-Dichloroethane (ug/L)	1,1-Dichloroethane (ug/L)	1,1-Dichloropropene (ug/L)	1,2,3-Trichloropropane (ug/L)	1,2-Dibromo-3-chloropropane (ug/L)	1,2-Dibromoethane (ug/L)	1,2-Dichlorobenzene (ug/L)	1,2-Dichloroethane (ug/L)	1,2-Dichloropropane (ug/L)	1,3-Dichloropropane (ug/L)	1,4-Dichlorobenzene (ug/L)
3/10/20	1.00 U	1.00 U	1.00 U	1.00 U	1.00 U	1.00 U	1.00 U	1.00 U	1.00 U	1.00 U	1.00 U	1.00 U	1.00 U	1.00 U	1.00 U
8/5/20	1.00 U	1.00 U	1.00 U	1.00 U	1.00 U	1.00 U	1.00 U	1.00 U	0.05 U	0.02 U	1.00 U	1.00 U	1.00 U	1.00 U	1.00 U
3/22/21	1.00 U	1.00 U	1.00 U	1.00 U	1.00 U	1.00 U	1.00 U	1.00 U	0.05 U	0.02 U	1.00 U	1.00 U	1.00 U	1.00 U	1.00 U
8/31/21	1.00 U	1.00 U	1.00 U	1.00 U	1.00 U	1.00 U	1.00 U	1.00 U	0.05 U	0.02 U	1.00 U	1.00 U	1.00 U	1.00 U	1.00 U

Gude Landfill
Monitoring Location MW-8 - Volatile Organic Compounds

Printed 12/10/21

	2,2-Dichloropropane (ug/L)	2-Butanone (ug/L)	2-Hexanone (ug/L)	4-Methyl-2-Pentanone (ug/L)	Acetone (ug/L)	Acrylonitrile (ug/L)	Benzene (ug/L)	Bromochloromethane (ug/L)	Bromodichloromethane (ug/L)	Bromoform (ug/L)	Bromomethane (ug/L)	Carbon Disulfide (ug/L)	Carbon Tetrachloride (ug/L)	Chlorobenzene (ug/L)	Chloroethane (ug/L)
MCL/ GWPS							5		80	80			5	100	
7/30/10	1.00 U	10.00 U	5.00 U	5.00 U	5.00 U	10.00 U	1.00 U	1.00 U	1.00 U	5.00 U	1.00 U	1.00 U	1.00 U	0.90 J	1.00 U
9/14/10	2.00 U	2.00 U	2.00 U	2.00 U	1.41 J	2.00 U	2.00 U	2.00 U	2.00 U	2.00 U	2.00 U	5.00 U	2.00 U	0.51 J	2.00 U
4/25/11	--	5.00 U	5.00 U	5.00 U	8.60	5.00 U	1.00 U	1.00 U	1.00 U	1.00 U	1.00 U	1.10	1.00 U	1.00 U	1.00 U
9/19/11	--	5.00 U	5.00 U	5.00 U	5.00 U	5.00 U	1.00 U	1.00 U	1.00 U	1.00 U	1.00 U	1.00 U	1.00 U	1.00 U	1.00 U
3/8/12	--	5.00 U	5.00 U	5.00 U	5.00 U	5.00 U	1.00 U	1.00 U	1.00 U	1.00 U	1.00 U	1.00 U	1.00 U	1.00 U	1.00 U
9/17/12	1.00 U	5.00 U	5.00 U	5.00 U	5.00 U	5.00 U	1.00 U	1.00 U	1.00 U	1.00 U	1.00 U	5.00 U	1.00 U	1.00 U	1.00 U
3/28/13	1.00 U	5.00 U	5.00 U	5.00 U	5.00 U	5.00 U	1.00 U	1.00 U	1.00 U	1.00 U	1.00 U	5.00 U	1.00 U	1.00 U	1.00 U
9/23/13	1.00 U	5.00 U	5.00 U	5.00 U	5.00 U	5.00 U	1.00 U	1.00 U	1.00 U	1.00 U	1.00 U	5.00 U	1.00 U	1.00 U	1.00 U
3/12/14	1.00 U	5.00 U	5.00 U	5.00 U	5.00 U	5.00 U	1.00 U	--	1.00 U	1.00 U	1.00 U	5.00 U	1.00 U	1.00 U	1.00 U
9/8/14	1.00 U	5.00 U	5.00 U	5.00 U	5.00 U	5.00 U	1.00 U	1.00 U	1.00 U	1.00 U	1.00 U	5.00 U	1.00 U	1.00 U	1.00 U
3/18/15	1.00 U	5.00 U	5.00 U	5.00 U	10.20	5.00 U	1.00 U	1.00 U	1.00 U	1.00 U	1.00 U	5.00 U	1.00 U	1.00 U	1.00 U
8/31/15	1.00 U	5.00 U	5.00 U	5.00 U	5.00 U	5.00 U	1.00 U	1.00 U	1.00 U	1.00 U	1.00 U	5.00 U	1.00 U	1.00 U	1.00 U
3/23/16	1.00 U	5.00 U	5.00 U	5.00 U	5.00 U	5.00 U	1.00 U	1.00 U	1.00 U	1.00 U	1.00 U	5.00 U	1.00 U	1.00 U	1.00 U
8/29/16	1.00 U	5.00 U	5.00 U	5.00 U	5.00 U	5.00 U	1.00 U	1.00 U	1.00 U	1.00 U	1.00 U	5.00 U	1.00 U	1.00 U	1.00 U
3/6/17	1.00 U	5.00 U	5.00 U	5.00 U	5.00 U	5.00 U	1.00 U	1.00 U	1.00 U	1.00 U	1.00 U	5.00 U	1.00 U	1.00 U	1.00 U
9/18/17	1.00 U	5.00 U	5.00 U	5.00 U	5.00 U	5.00 U	1.00 U	1.00 U	1.00 U	1.00 U	1.00 U	5.00 U	1.00 U	1.00 U	1.00 U
3/27/18	1.00 U	5.00 U	5.00 U	5.00 U	5.00 U	5.00 U	1.00 U	1.00 U	1.00 U	1.00 U	1.00 U	5.00 U	1.00 U	1.00 U	1.00 U
9/11/18	1.00 U	5.00 U	5.00 U	5.00 U	5.00 U	5.00 U	1.00 U	1.00 U	1.00 U	1.00 U	1.00 U	5.00 U	1.00 U	1.00 U	1.00 U
4/16/19	1.00 U	5.00 U	5.00 U	5.00 U	5.10	5.00 U	1.00 U	1.00 U	1.00 U	1.00 U	1.00 U	1.00 U	1.00 U	1.60	1.00 U
8/2/19	1.00 U	5.00 U	5.00 U	5.00 U	5.00 U	5.00 U	1.00 U	1.00 U	1.00 U	1.00 U	1.00 U	1.00 U	1.00 U	5.50	1.00 U

Gude Landfill
Monitoring Location MW-8 - Volatile Organic Compounds

Printed 12/10/21

	2,2-Dichloropropane (ug/L)	2-Butanone (ug/L)	2-Hexanone (ug/L)	4-Methyl-2-Pentanone (ug/L)	Acetone (ug/L)	Acrylonitrile (ug/L)	Benzene (ug/L)	Bromochloromethane (ug/L)	Bromodichloromethane (ug/L)	Bromoform (ug/L)	Bromomethane (ug/L)	Carbon Disulfide (ug/L)	Carbon Tetrachloride (ug/L)	Chlorobenzene (ug/L)	Chloroethane (ug/L)
3/10/20	1.00 U	5.00 U	5.00 U	5.00 U	5.00 U	5.00 U	1.00 U	1.00 U	1.00 U	1.00 U	1.00 U	1.00 U	1.00 U	1.00 U	1.00 U
8/5/20	1.00 U	5.00 U	5.00 U	5.00 U	5.00 U	5.00 U	1.00 U	1.00 U	1.00 U	1.00 U	1.00 U	1.00 U	1.00 U	1.00 U	1.00 U
3/22/21	1.00 U	5.00 U	5.00 U	5.00 U	5.00 U	5.00 U	1.00 U	1.00 U	1.00 U	1.00 U	1.00 U	1.00 U	1.00 U	1.00 U	1.00 U
8/31/21	1.00 U	5.00 U	5.00 U	5.00 U	5.00 U	5.00 U	1.00 U	1.00 U	1.00 U	1.00 U	1.00 U	1.00 U	1.00 U	1.00 U	1.00 U

Gude Landfill

Printed 12/10/21

Monitoring Location MW-8 - Volatile Organic Compounds

	Chloroform (ug/L)	Chloromethane (ug/L)	cis-1,2-Dichloroethene (ug/L)	cis-1,3-Dichloropropene (ug/L)	Dibromochloromethane (ug/L)	Ethylbenzene (ug/L)	m&p-Xylene (ug/L)	Methyl Iodide (ug/L)	Methyl Tertiary Butyl Ether (ug/L)	Methylene Bromide (ug/L)	Methylene Chloride (ug/L)	o-Xylene (ug/L)	Styrene (ug/L)	Tetrachloroethene (ug/L)	Toluene (ug/L)
MCL/ GWPS	80		70		80	700	10000				5	10000	100	5	1000
7/30/10	1.00 U	1.00 U	1.00 U	1.00 U	1.00 U	1.00 U	2.00 U	20.00 U	--	1.00 U	1.00 U	1.00 U	1.00 U	1.00 U	1.00 U
9/14/10	2.00 U	1.98 J	2.00 U	2.00 U	2.00 U	2.00 U	4.00 U	2.00 U	2.00 U	2.00 U	2.00 U	2.00 U	2.00 U	2.00 U	2.00 U
4/25/11	1.00 U	3.70	1.00 U	1.00 U	1.00 U	1.00 U	--	1.00 U	2.00 U	1.00 U	1.00 U	--	1.00 U	1.00 U	1.00 U
9/19/11	1.00 U	1.00 U	1.00 U	1.00 U	1.00 U	1.00 U	--	1.00 U	2.00 U	1.00 U	1.00 U	--	1.00 U	1.00 U	1.00 U
3/8/12	1.00 U	1.00 U	1.00 U	1.00 U	1.00 U	1.00 U	--	1.00 U	1.00 U	1.00 U	1.00 U	--	1.00 U	1.00 U	1.00 U
9/17/12	1.00 U	1.00 U	1.00 U	1.00 U	1.00 U	1.00 U	2.00 U	5.00 U	5.00 U	1.00 U	1.00 U	1.00 U	1.00 U	1.00 U	1.00 U
3/28/13	1.00 U	1.00 U	1.00 U	1.00 U	1.00 U	1.00 U	2.00 U	5.00 U	5.00 U	1.00 U	1.00 U	1.00 U	1.00 U	1.00 U	1.00 U
9/23/13	1.00 U	1.00 U	1.00 U	1.00 U	1.00 U	1.00 U	2.00 U	5.00 U	5.00 U	1.00 U	1.00 U	1.00 U	1.00 U	1.00 U	1.00 U
3/12/14	1.00 U	1.00 U	1.00 U	1.00 U	1.00 U	1.00 U	2.00 U	5.00 U	5.00 U	1.00 U	1.00 U	1.00 U	1.00 U	1.00 U	1.00 U
9/8/14	1.00 U	1.00 U	1.00 U	1.00 U	1.00 U	1.00 U	2.00 U	5.00 U	5.00 U	1.00 U	1.00 U	1.00 U	1.00 U	1.00 U	1.00 U
3/18/15	1.00 U	1.00 U	1.00 U	1.00 U	1.00 U	1.00 U	2.00 U	5.00 U	5.00 U	1.00 U	1.00 U	1.00 U	1.00 U	1.00 U	1.00 U
8/31/15	1.00 U	1.00 U	1.00 U	1.00 U	1.00 U	1.00 U	2.00 U	5.00 U	5.00 U	1.00 U	1.00 U	1.00 U	1.00 U	1.00 U	1.00 U
3/23/16	1.00 U	1.00 U	1.00 U	1.00 U	1.00 U	1.00 U	2.00 U	5.00 U	5.00 U	1.00 U	1.00 U	1.00 U	1.00 U	1.00 U	1.00 U
8/29/16	1.00 U	1.00 U	1.00 U	1.00 U	1.00 U	1.00 U	2.00 U	5.00 U	5.00 U	1.00 U	1.00 U	1.00 U	1.00 U	1.00 U	1.00 U
3/6/17	1.00 U	1.00 U	1.88	1.00 U	1.00 U	1.00 U	2.00 U	5.00 U	5.00 U	1.00 U	1.00 U	1.00 U	1.00 U	1.00 U	1.00 U
9/18/17	1.00 U	1.00 U	1.00 U	1.00 U	1.00 U	1.00 U	2.00 U	5.00 U	5.00 U	1.00 U	1.00 U	1.00 U	1.00 U	1.00 U	1.00 U
3/27/18	1.00 U	1.00 U	1.00 U	1.00 U	1.00 U	1.00 U	2.00 U	5.00 U	5.00 U	1.00 U	1.00 U	1.00 U	1.00 U	1.00 U	1.00 U
9/11/18	1.00 U	1.00 U	1.00 U	1.00 U	1.00 U	1.00 U	2.00 U	5.00 U	5.00 U	1.00 U	1.00 U	1.00 U	1.00 U	1.00 U	1.00 U
4/16/19	1.00 U	1.00 U	1.00 U	1.00 U	1.00 U	1.00 U	1.00 U	1.00 U	1.00 U	1.00 U	1.00 U	1.00 U	1.00 U	1.00 U	1.00 U
8/2/19	1.00 U	1.00 U	1.00 U	1.00 U	1.00 U	1.00 U	1.00 U	1.00 U	1.00 U	1.00 U	1.00 U	1.00 U	1.00 U	1.00 U	1.00 U

Gude Landfill
Monitoring Location MW-8 - Volatile Organic Compounds

Printed 12/10/21

	Chloroform (ug/L)	Chloromethane (ug/L)	cis-1,2-Dichloroethene (ug/L)	cis-1,3-Dichloropropene (ug/L)	Dibromochloromethane (ug/L)	Ethylbenzene (ug/L)	m&p-Xylene (ug/L)	Methyl Iodide (ug/L)	Methyl Tertiary Butyl Ether (ug/L)	Methylene Bromide (ug/L)	Methylene Chloride (ug/L)	o-Xylene (ug/L)	Styrene (ug/L)	Tetrachloroethene (ug/L)	Toluene (ug/L)
3/10/20	1.00 U	1.00 U	1.00 U	1.00 U	1.00 U	1.00 U	1.00 U	1.00 U	1.00 U	1.00 U	1.00 U	1.00 U	1.00 U	1.00 U	1.00 U
8/5/20	1.00 U	1.00 U	1.00 U	1.00 U	1.00 U	1.00 U	1.00 U	1.00 U	1.00 U	1.00 U	1.00 U	1.00 U	1.00 U	1.00 U	1.00 U
3/22/21	1.00 U	1.00 U	1.00 U	1.00 U	1.00 U	1.00 U	1.00 U	1.00 U	1.00 U	1.00 U	1.00 U	1.00 U	1.00 U	1.00 U	1.00 U
8/31/21	1.00 U	1.00 U	1.00 U	1.00 U	1.00 U	1.00 U	1.00 U	1.00 U	1.00 U	1.00 U	1.00 U	1.00 U	1.00 U	1.00 U	1.00 U

Gude Landfill

Printed 12/10/21

Monitoring Location MW-8 - Volatile Organic Compounds

	trans-1,2-Dichloroethene (ug/L)	trans-1,3-Dichloropropene (ug/L)	trans-1,4-Dichloro-2-butene (ug/L)	Trichloroethene (ug/L)	Trichlorofluoromethane (ug/L)	Vinyl Acetate (ug/L)	Vinyl Chloride (ug/L)	Xylene (ug/L)
MCL/ GWPS	100			5			2	10000
7/30/10	1.00 U	1.00 U	5.00 U	1.00 U	1.00 U	1.00 U	1.00 U	--
9/14/10	2.00 U	2.00 U	2.00 U	2.00 U	2.00 U	2.00 U	2.00 U	--
4/25/11	1.00 U	1.00 U	5.00 U	1.00 U	1.00 U	1.00 U	1.00 U	1.00 U
9/19/11	1.00 U	1.00 U	5.00 U	2.80	1.00 U	1.00 U	1.00 U	1.00 U
3/8/12	1.00 U	1.00 U	5.00 U	1.00 U	1.00 U	1.00 U	1.00 U	1.00 U
9/17/12	1.00 U	1.00 U	5.00 U	5.37	1.00 U	5.00 U	1.00 U	--
3/28/13	1.00 U	1.00 U	5.00 U	1.24	1.00 U	5.00 U	1.00 U	--
9/23/13	1.00 U	1.00 U	5.00 U	1.00 U	1.00 U	5.00 U	1.00 U	--
3/12/14	1.00 U	1.00 U	5.00 U	1.00 U	1.00 U	5.00 U	1.00 U	--
9/8/14	1.00 U	1.00 U	5.00 U	1.00 U	1.00 U	5.00 U	1.00 U	--
3/18/15	1.00 U	1.00 U	5.00 U	1.00 U	1.00 U	5.00 U	1.00 U	--
8/31/15	1.00 U	1.00 U	5.00 U	1.00 U	1.00 U	5.00 U	1.00 U	--
3/23/16	1.00 U	1.00 U	5.00 U	1.00 U	1.00 U	5.00 U	1.00 U	--
8/29/16	1.00 U	1.00 U	5.00 U	1.00 U	1.00 U	5.00 U	1.00 U	--
3/6/17	1.00 U	1.00 U	5.00 U	1.00 U	1.00 U	5.00 U	1.00 U	--
9/18/17	1.00 U	1.00 U	5.00 U	1.00 U	1.00 U	5.00 U	1.00 U	--
3/27/18	1.00 U	1.00 U	5.00 U	1.00 U	1.00 U	5.00 U	1.00 U	--
9/11/18	1.00 U	1.00 U	5.00 U	1.00 U	1.00 U	5.00 U	1.00 U	--
4/16/19	1.00 U	1.00 U	1.00 U	1.00 U	1.00 U	1.00 U	1.00 U	--
8/2/19	1.00 U	1.00 U	1.00 U	1.00 U	1.00 U	1.00 U	1.00 U	--

Gude Landfill

Printed 12/10/21

Monitoring Location MW-8 - Volatile Organic Compounds

	trans-1,2-Dichloroethene (ug/L)	trans-1,3-Dichloropropene (ug/L)	trans-1,4-Dichloro-2-butene (ug/L)	Trichloroethene (ug/L)	Trichlorofluoromethane (ug/L)	Vinyl Acetate (ug/L)	Vinyl Chloride (ug/L)	Xylene (ug/L)
3/10/20	1.00 U	1.00 U	1.00 U	1.00 U	1.00 U	1.00 U	1.00 U	--
8/5/20	1.00 U	1.00 U	1.00 U	1.00 U	1.00 U	1.00 U	1.00 U	--
3/22/21	1.00 U	1.00 U	1.00 U	1.00 U	1.00 U	1.00 U	1.00 U	--
8/31/21	1.00 U	1.00 U	1.00 U	1.00 U	1.00 U	1.00 U	1.00 U	--

Gude Landfill
Monitoring Location MW-9 - General Parameters

Printed 12/10/21

	Alkalinity (mg/L)	Ammonia Nitrogen (mg/L)	Chemical Oxygen Demand (mg/L)	Chloride (mg/L)	Cyanide, Total (mg/L)	Dissolved Oxygen, Field (mg/L)	Hardness (mg/L)	Nitrate (mg/L)	Nitrate+Nitrite (mg/L)	Nitrite (mg/L)	ORP, Field (mV)	pH, Field (SU)	pH, Lab (SU)	Specific Conductivity, Field (uS/cm)
MCL/ GWPS					0.2			10		1				
8/2/10	--	--	--	--	0.050 U	--	--	--	--	--	--	--	--	--
9/23/10	64.0	0.20 U	10.0 U	11.9000	--	--	80.0	1.2500	1.30	0.05 U	--	--	--	--
4/21/11	110.0	0.20 U	10.0 U	10.9000 J	--	--	48.0	1.2500	1.26	0.05 U	--	--	--	--
9/8/11	44.0	0.20 U	10.0 U	12.3000	--	--	140.0	1.1400	1.15	0.05 U	--	--	--	--
3/8/12	34.0	0.20 U	10.0 U	12.1000	--	--	50.0	1.4700	1.48	0.05 U	--	--	--	--
9/12/12	37.0	0.20 U	10.0 U	13.6000	--	--	84.0	1.1800	1.23	0.05 U	--	--	--	--
4/1/13	33.0	0.20 U	10.0 U	12.9000	--	2.88	46.0	1.4500	1.46	0.05 U	514.0	5.42	--	120.2
9/17/13	28.0	0.20 U	10.0 U	13.9000	--	2.98	48.0	1.4900	1.50	0.05 U	450.0	5.05	--	70.2
3/13/14	35.0	0.20 U	10.0 U	152.0000	--	3.70	68.0	1.3600	--	--	468.0	5.07	--	579.6
9/10/14	30.0	0.20 U	10.0 U	15.7000	--	4.67	46.0	1.2600	1.31	0.05 U	377.0	5.50	--	108.1
3/24/15	28.0	0.20 U	10.0 U	70.3000	--	5.03	36.0	0.8390	0.89	0.05 U	407.0	5.70	--	269.8
9/8/15	28.0	0.20 U	10.0 U	13.7000	--	--	46.0	1.2100	1.22	0.05 U	382.0	5.16	--	102.0
3/23/16	51.0	0.20 U	10.0 U	63.3000	--	0.00	124.0	1.1200	1.17	0.05 U	432.0	5.57	--	238.1
9/6/16	38.0	0.20 U	10.0 U	13.7000	--	--	72.0	1.2700	1.28	0.05 U	400.0	4.97	--	111.7
3/13/17	46.0	0.20 U	10.0 U	15.3000	--	--	72.0	0.9410	0.95	0.05 U	475.0	5.30	--	99.0
9/19/17	45.0	0.20 U	10.0 U	16.3000	--	--	62.0	1.0700	1.08	0.05 U	451.0	5.23	--	113.0
3/29/18	25.7	0.20 U	10.0 U	15.9000	--	--	100.0	1.4200	1.43	0.05 U	313.0	5.25	--	101.9
9/11/18	22.0	0.20 U	10.0 U	16.8000	--	5.14	42.3	1.4500	1.46	0.05 U	242.0	5.15	--	109.5
4/16/19	20.1	0.10 U	9.0	22.9000	--	5.36	34.7	1.4000	--	--	204.8	5.26	5.65	159.3

Gude Landfill
Monitoring Location MW-9 - General Parameters

Printed 12/10/21

	Alkalinity (mg/L)	Ammonia Nitrogen (mg/L)	Chemical Oxygen Demand (mg/L)	Chloride (mg/L)	Cyanide, Total (mg/L)	Dissolved Oxygen, Field (mg/L)	Hardness (mg/L)	Nitrate (mg/L)	Nitrate+Nitrite (mg/L)	Nitrite (mg/L)	ORP, Field (mV)	pH, Field (SU)	pH, Lab (SU)	Specific Conductivity, Field (uS/cm)
8/8/19	18.6	0.12	4.2	44.1000	--	6.07	77.1	1.7000	--	--	268.7	4.76	5.48	0.2
3/17/20	17.8	0.10 U	5.2	22.0000	--	5.71	72.0	1.3100	--	--	228.7	5.05	5.49	185.7
8/6/20	11.0	0.10 U	18.4	19.9000	--	5.46	49.5	1.2800	--	--	324.7	5.79	5.23	116.8
4/1/21	14.0	0.10 U	3.9	28.9000	--	5.82	43.7	1.6200	--	--	226.3	5.22	3.64	157.1
9/9/21	15.5	0.05 U	28.4	41.4000	--	5.54	73.1	2.2100	--	--	283.1	5.34	5.33	162.9

Gude Landfill
Monitoring Location MW-9 - General Parameters

Printed 12/10/21

	Specific Conductivity, Lab (umhos/cm)	Sulfate, total (mg/L)	Sulfide (mg/L)	Temperature, field (°C)	Total Dissolved Solids (mg/L)	Total Suspended Solids (mg/L)	Turbidity (NTU)	Turbidity, Field (NTU)
MCL/ GWPS								
8/2/10	--	--	0.0 U	--	--	--	--	--
9/23/10	--	4.00 U	--	--	168.0	--	1160.000	--
4/21/11	--	4.00 U	--	--	172.0	--	398.000	--
9/8/11	--	4.00 U	--	--	116.0	--	--	--
3/8/12	--	4.00 U	--	--	80.0	--	--	--
9/12/12	--	4.00 U	--	--	112.0	--	--	--
4/1/13	--	4.00 U	--	17.3	196.0	--	--	446.00
9/17/13	--	4.00 U	--	16.7	96.0	--	--	1235.00
3/13/14	--	4.00 U	--	15.6	370.0	--	--	644.00
9/10/14	--	4.00 U	--	19.8	72.0	--	--	500.00
3/24/15	--	4.00 U	--	7.1	188.0	--	--	154.30
9/8/15	--	4.00 U	--	22.1	34.0	--	--	18.80
3/23/16	--	4.00 U	--	23.2	147.0	--	--	40.90
9/6/16	--	4.00 U	--	35.1	91.0	--	--	16.30
3/13/17	--	4.00 U	--	12.3	124.0	--	--	19.90
9/19/17	--	4.00 U	--	23.2	94.0	--	--	269.00
3/29/18	--	4.00 U	--	15.2	55.0	--	--	3.60
9/11/18	--	4.00 U	--	20.9	81.0	--	--	17.90
4/16/19	123.0	1.00 U	--	19.8	84.0	51.3	28.200	8.30

Gude Landfill
Monitoring Location MW-9 - General Parameters

Printed 12/10/21

	Specific Conductivity, Lab (umhos/cm)	Sulfate, total (mg/L)	Sulfide (mg/L)	Temperature, field (°C)	Total Dissolved Solids (mg/L)	Total Suspended Solids (mg/L)	Turbidity (NTU)	Turbidity, Field (NTU)
8/8/19	199.0	1.00 U	--	18.9	136.0	26.2	159.000	126.00
3/17/20	128.0	1.00 U	--	20.6	85.0	473.0	165.000	92.70
8/6/20	117.0	1.00 U	--	23.0	93.5	141.0	160.000	419.10
4/1/21	255.0	0.30 U	--	19.5	108.0	240.0	62.000	107.10
9/9/21	160.0	0.30 U	--	21.8	165.0	267.0	309.000	209.00

Gude Landfill
Monitoring Location MW-9 - Dissolved Metals

Printed 12/10/21

	Antimony, dissolved (mg/L)	Arsenic, dissolved (mg/L)	Barium, dissolved (mg/L)	Beryllium, dissolved (mg/L)	Cadmium, dissolved (mg/L)	Calcium, dissolved (mg/L)	Chromium, dissolved (mg/L)	Cobalt, dissolved (mg/L)	Copper, dissolved (mg/L)	Iron, dissolved (mg/L)	Lead, dissolved (mg/L)	Magnesium, dissolved (mg/L)	Manganese, dissolved (mg/L)	Mercury, dissolved (mg/L)
MCL/ GWPS	0.006	0.01	2	0.004	0.005		0.1				0.015			0.002
4/21/11	0.005 U	0.005 U	0.051	0.005 U	0.005 U	12.0	0.01 U	0.01 U	0.005 U	0.5 U	0.005 U	5.2	0.289	0.0002 U
9/8/11	--	--	--	--	--	--	--	--	--	--	--	--	--	--
3/8/12	0.005 U	0.005 U	0.051	0.005 U	0.005 U	9.9	0.01 U	0.01 U	0.005 U	0.2 U	0.005 U	5.8	0.157	0.0002 U
9/12/12	--	--	--	--	--	--	--	--	--	--	--	--	--	--
4/1/13	0.005 U	0.005 U	0.036	0.005 U	0.005 U	40.4	0.01 U	0.01 U	0.012	0.3	0.005 U	24.0	0.140	0.0002 U
9/17/13	0.005 U	0.005 U	0.051	0.005 U	0.005 U	10.8	0.01 U	0.01 U	0.006	0.2 U	0.005 U	6.7	0.123	0.0002 U
3/13/14	0.005 U	0.005 U	0.183	0.005 U	0.005 U	11.8	0.01 U	0.01 U	0.005 U	0.2 U	0.005 U	6.3	0.115	0.0002 U
9/10/14	0.005 U	0.005 U	0.052	0.005 U	0.005 U	7.8	0.01 U	0.01 U	0.005 U	0.2 U	0.005 U	4.9	0.050	0.0002 U
3/24/15	0.002 U	0.002 U	0.046	0.002 U	0.004 U	2.3	0.01 U	0.01 U	0.010 U	0.0 U	0.002 U	2.6	0.027	0.0002 U
9/8/15	0.000 J	0.000 J	0.039	0.000 J	0.000 J	6.5	0.00 J	0.00 J	0.000 J	0.0 U	0.000 J	4.5	0.035	0.0002 U
3/23/16	0.002 U	0.002 U	0.070	0.002 U	0.002 U	5.4	0.00 U	0.00 U	0.002 U	0.2 U	0.002 U	4.2	0.030	0.0002 U
9/6/16	0.002 U	0.002 U	0.042	0.002 U	0.002 U	7.1	0.00	0.00 U	0.002 U	0.2 U	0.002 U	4.9	0.029	0.0002 U
3/13/17	0.002 U	0.002 U	0.044	0.002 U	0.002 U	9.0	0.00	0.00 U	0.007	0.2 U	0.002 U	5.1	0.028	0.0002 U
9/19/17	0.002 U	0.002 U	0.044	0.002 U	0.002 U	9.6	0.00	0.00 U	0.002 U	0.2 U	0.002 U	5.1	0.016	0.0002 U
3/29/18	0.002 U	0.002 U	0.039	0.002 U	0.002 U	9.4	0.01	0.00 U	0.002 U	0.2 U	0.002 U	5.6	0.019	0.0002 U
9/11/18	0.002 U	0.002 U	0.044	0.002 U	0.002 U	7.0	0.00	0.00 U	0.002 U	0.1 U	0.002 U	5.1	0.032	0.0002 U

Gude Landfill

Monitoring Location MW-9 - Dissolved Metals

	Nickel, dissolved (mg/L)	Potassium, dissolved (mg/L)	Selenium, dissolved (mg/L)	Silver, dissolved (mg/L)	Sodium, dissolved (mg/L)	Thallium, dissolved (mg/L)	Vanadium, dissolved (mg/L)	Zinc, dissolved (mg/L)
MCL/ GWPS			0.05			0.002		
4/21/11	0.01	1.3	0.005 U	0.01 U	3.6	0.005 U	0.01 U	0.008
9/8/11	0.01 U	--	--	--	--	--	--	--
3/8/12	0.01	1.1	0.005 U	0.01 U	3.7	0.005 U	0.01 U	0.011
9/12/12	0.03	--	--	--	--	--	--	--
4/1/13	0.02	3.1	0.005 U	0.01 U	32.6	0.005 U	0.01 U	0.006
9/17/13	0.02	1.0	0.005 U	0.01 U	4.2	0.005 U	0.01 U	0.023
3/13/14	0.01	0.2 U	0.005 U	0.01 U	58.6	0.005 U	0.01 U	0.015
9/10/14	0.01 U	1.0	0.005 U	0.01 U	10.4	0.005 U	0.01 U	0.017
3/24/15	0.01 U	1.1	0.035 U	0.01 U	56.0	0.002 U	0.01 U	0.007 U
9/8/15	0.00 J	0.9	0.000 J	0.00 J	8.4	0.000 J	0.00 J	0.006
3/23/16	0.00	1.1	0.002 U	0.00 U	39.9	0.001 U	0.00 U	0.009
9/6/16	0.00	0.7	0.002 U	0.00 U	5.7	0.001 U	0.00 U	0.007
3/13/17	0.00 U	0.8	0.002 U	0.00 U	4.2	0.001 U	0.00 U	0.007
9/19/17	0.00 U	0.7	0.002 U	0.00 U	3.4	0.001 U	0.00 U	0.007
3/29/18	0.00	0.8	0.002 U	0.00 U	3.8	0.001 U	0.00 U	0.012
9/11/18	0.00	0.9	0.002 U	0.00 U	5.2	0.001 U	0.00 U	0.014

Gude Landfill
Monitoring Location MW-9 - Total Metals

Printed 12/10/21

	Antimony, total (mg/L)	Arsenic, total (mg/L)	Barium, total (mg/L)	Beryllium, total (mg/L)	Cadmium, total (mg/L)	Calcium, total (mg/L)	Chromium, total (mg/L)	Cobalt, total (mg/L)	Copper, total (mg/L)	Iron, total (mg/L)	Lead, total (mg/L)	Magnesium, total (mg/L)
MCL/ GWPS	0.006	0.01	2	0.004	0.005		0.1				0.015	
8/2/10	0.0010 U	0.0038	0.2000	0.0007 J	0.0010 U	--	0.1400	0.0280	0.0350	--	0.02600	--
9/23/10	0.0050 U	0.0050 U	0.3340	0.0050 U	0.0050 U	15.80	0.0588	0.0341	0.0339	48.6000	0.03730	24.400
4/21/11	0.0050 U	0.0050 U	0.1560	0.0050 U	0.0050 U	14.90	0.0320	0.0160	0.0174	16.7000 J	0.01320	13.200
9/8/11	0.0050 U	0.0050 U	0.1720	0.0050 U	0.0050 U	12.40	0.0050 U	0.0050 U	0.0050 U	0.5000 U	0.01240	6.900
3/8/12	0.0050 U	0.0050 U	0.0682	0.0050 U	0.0050 U	10.48	0.0090	0.0050 U	0.0083	3.0500	0.00500 U	7.220
9/12/12	0.0050 U	0.0050 U	1.3300	0.0050 U	0.0050 U	17.50	0.0384	0.0603	0.0369	26.2000	0.05440	15.900
4/1/13	0.0050 U	0.0050 U	0.0722	0.0050 U	0.0050 U	12.00	0.0270	0.0057	0.0196	6.4100	0.00500 U	8.440
9/17/13	0.0050 U	0.0050 U	0.1150	0.0050 U	0.0050 U	11.00	0.0263	0.0087	0.0170	14.7000	0.01090	11.800
3/13/14	0.0050 U	0.0050 U	0.3380	0.0050 U	0.0050 U	14.80	0.0363	0.0138	0.0177	22.2000	0.01370	15.700
9/10/14	0.0050 U	0.0050 U	0.6880	0.0055	0.0050 U	10.10	0.1280	0.0684	0.0508	86.7000	0.06480	38.200
3/24/15	0.0020 U	0.0020 U	0.0690	0.0020 U	0.0040 U	4.60	0.0044 J	0.0100 U	0.0043 J	3.0000	0.00180 J	4.500
9/8/15	0.0010 U	0.0010 U	0.0430	0.0010 U	0.0005 U	6.40	0.0050 U	0.0050 U	0.0050 U	0.7500	0.00100 U	4.700
3/23/16	0.0050 U	0.0050 U	0.0777	0.0050 U	0.0050 U	8.37	0.0050 U	0.0050 U	0.0050 U	0.8750	0.00500 U	6.340
9/6/16	0.0020 U	0.0020 U	0.0434	0.0020 U	0.0020 U	6.78	0.0024	0.0020 U	0.0020 U	0.2000 U	0.00200 U	4.880
3/13/17	0.0020 U	0.0020 U	0.0445	0.0020 U	0.0020 U	9.30	0.0031	0.0020 U	0.0020 U	0.2000 U	0.00200 U	5.090
9/19/17	0.0050 U	0.0050 U	0.1850	0.0050 U	0.0050 U	12.40	0.0356	0.0124	0.0348	22.8000	0.01460	14.300
3/29/18	0.0020 U	0.0020 U	0.0405	0.0020 U	0.0020 U	9.71	0.0045	0.0020 U	0.0062	0.2000 U	0.00200 U	5.610
9/11/18	0.0050 U	0.0050 U	0.0458	0.0050 U	0.0050 U	8.18	0.0050 U	0.0050 U	0.0050 U	0.1800	0.00500 U	5.310
4/16/19	0.0010 U	0.0010 U	0.0527	0.0010 U	0.0010 U	4.78	0.0131	0.0030	0.0053	4.1600	0.00307	5.520
8/8/19	0.0010 U	0.0010 U	0.1140	0.0010 U	0.0010 U	10.10	0.0360	0.0076	0.0078 B	11.3000	0.00786	12.600
3/17/20	0.0010 U	0.0012	0.1530	0.0012	0.0010 U	6.20	0.0520	0.0198	0.0174	22.6000	0.01370	13.700
8/6/20	0.0010 U	0.0010 U	0.0878	0.0010 U	0.0010 U	5.72	0.0126	0.0074	0.0073	8.5300	0.00640	8.560
4/1/21	0.0010 U	0.0010 U	0.0561	0.0010 U	0.0010 U	6.80	0.0148	0.0022	0.0048	2.1300	0.00171	6.490

Shaded concentrations represent MCL/GWPS exceedances

Printed on Recycled Paper

Gude Landfill
Monitoring Location MW-9 - Total Metals

Printed 12/10/21

	Antimony, total (mg/L)	Arsenic, total (mg/L)	Barium, total (mg/L)	Beryllium, total (mg/L)	Cadmium, total (mg/L)	Calcium, total (mg/L)	Chromium, total (mg/L)	Cobalt, total (mg/L)	Copper, total (mg/L)	Iron, total (mg/L)	Lead, total (mg/L)	Magnesium, total (mg/L)
9/9/21	0.0010 U	0.0010 U	0.1260	0.0010 U	0.0010 U	9.01	0.0389	0.0123	0.0149	14.5000	0.00998	12.300

Gude Landfill
Monitoring Location MW-9 - Total Metals

Printed 12/10/21

	Manganese, total (mg/L)	Mercury, total (mg/L)	Nickel, total (mg/L)	Potassium, total (mg/L)	Selenium, total (mg/L)	Silver, total (mg/L)	Sodium, total (mg/L)	Thallium, total (mg/L)	Tin, total (mg/L)	Vanadium, total (mg/L)	Zinc, total (mg/L)
MCL/ GWPS		0.002			0.05			0.002			
8/2/10	--	0.000200 U	0.1100	--	0.00100 U	0.0010 U	--	0.0007 J	0.0050 U	0.06300	0.13000
9/23/10	1.80000	0.000200 U	0.0553	17.800	0.00500 U	0.0050 U	7.23	0.0050 U	--	0.05410	0.18900
4/21/11	0.68900	0.000200 U	0.0274	7.410	0.00500 U	0.0050 U	3.75	0.0050 U	--	0.02850	0.07770
9/8/11	0.19600	0.000350	--	1.540	0.00500 U	0.0050 U	3.91	0.0050 U	--	0.00500 U	0.01660
3/8/12	0.24200	0.000200 U	0.0050 U	2.090	0.00500 U	0.0050 U	4.26	0.0050 U	--	0.00500 U	0.02420
9/12/12	3.19000	0.000447	--	9.630	0.00879	0.0050 U	3.77	0.0050 U	--	0.03060	0.15700
4/1/13	0.27300	0.000200 U	0.0095	3.450	0.00500 U	0.0050 U	7.95	0.0050 U	--	0.00762	0.03630
9/17/13	0.41500	0.000200 U	0.0058	5.400	0.00500 U	0.0050 U	4.13	0.0050 U	--	0.01670	0.08710
3/13/14	0.62600	0.000200 U	0.0318	8.610	0.00500 U	0.0050 U	87.10	0.0050 U	--	0.02580	0.08670
9/10/14	2.56000	0.000200 U	0.1090	30.300	0.00778	0.0050 U	9.44	0.0050 U	--	0.11700	0.39800
3/24/15	0.08800	0.000200 U	0.0052 J	1.800	0.03500 U	0.0100 U	50.00	0.0020 U	--	0.01000 U	0.02200
9/8/15	0.02300	0.000200 U	0.0100 U	0.990	0.00500 U	0.0010 U	7.90	0.0010 U	--	0.00500 U	0.00940
3/23/16	0.05630	0.000200 U	0.0050 U	1.600	0.00500 U	0.0050 U	41.80	0.0050 U	--	0.00500 U	0.01710
9/6/16	0.05480	0.000200 U	0.0025	0.789	0.00200 U	0.0020 U	5.76	0.0010 U	--	0.00200 U	0.00868
3/13/17	0.02750	0.000200 U	0.0020 U	0.768	0.00200 U	0.0020 U	4.14	0.0010 U	--	0.00200 U	0.00603
9/19/17	0.58800	0.000200 U	0.0259	8.290	0.00500 U	0.0050 U	3.90	0.0050 U	--	0.02960	0.11500
3/29/18	0.01750	0.000200 U	0.0022	0.805	0.00200 U	0.0020 U	3.92	0.0010 U	--	0.00200 U	0.01870
9/11/18	0.03510	0.000200 U	0.0050 U	0.998	0.00500 U	0.0050 U	6.20	0.0050 U	--	0.00500 U	0.01320
4/16/19	0.11500	0.000100 U	0.0105	1.950	0.00176	0.0010 U	13.10 B	0.0010 U	--	0.00580	0.04100
8/8/19	0.35700	0.000179	0.0275	4.200	0.00224	0.0010 U	7.61	0.0010 U	--	0.01400	0.08420
3/17/20	0.73300	0.000100 U	0.0433	8.300	0.00303	0.0010 U	5.12	0.0010 U	--	0.02720	0.20200
8/6/20	0.34600	0.000100 U	0.0118	3.120	0.00232	0.0010 U	4.63	0.0010 U	--	0.01190	0.07950
4/1/21	0.10400	0.000100 U	0.0166	1.460	0.00100 U	0.0010 U	5.56	0.0010 U	--	0.00364	0.04080 B,

Gude Landfill
Monitoring Location MW-9 - Total Metals

Printed 12/10/21

	Manganese, total (mg/L)	Mercury, total (mg/L)	Nickel, total (mg/L)	Potassium, total (mg/L)	Selenium, total (mg/L)	Silver, total (mg/L)	Sodium, total (mg/L)	Thallium, total (mg/L)	Tin, total (mg/L)	Vanadium, total (mg/L)	Zinc, total (mg/L)
9/9/21	0.56400	0.000100 J	0.0333	4.770	0.00176	0.0010 U	5.21	0.0010 U	--	0.01800	0.14100

Gude Landfill

Printed 12/10/21

Monitoring Location MW-9 - Volatile Organic Compounds

	1,1,1,2-Tetrachloroethane (ug/L)	1,1,1-Trichloroethane (ug/L)	1,1,2,2-Tetrachloroethane (ug/L)	1,1,1,2-Trichloroethane (ug/L)	1,1-Dichloroethane (ug/L)	1,1-Dichloroethene (ug/L)	1,1-Dichloropropene (ug/L)	1,2,3-Trichloropropane (ug/L)	1,2-Dibromo-3-chloropropane (ug/L)	1,2-Dibromoethane (ug/L)	1,2-Dichlorobenzene (ug/L)	1,2-Dichloroethane (ug/L)	1,2-Dichloropropane (ug/L)	1,3-Dichloropropane (ug/L)	1,4-Dichlorobenzene (ug/L)
MCL/ GWPS	200			5		7			0.2	0.05	600		5	5	75
8/2/10	1.00 U	1.00 U	1.00 U	1.00 U	1.00 U	1.00 U	1.00 U	1.00 U	10.00 U	1.00 U	1.00 U	1.00 U	1.00 U	1.00 U	1.00 U
9/23/10	2.00 U	2.00 U	2.00 U	2.00 U	2.00 U	2.00 U	2.00 U	2.00 U	2.00 U	2.00 U	2.00 U	2.00 U	2.00 U	2.00 U	2.00 U
4/21/11	1.00 U	1.00 U	1.00 U	1.00 U	1.00 U	1.00 U	--	1.00 U	1.00 U	1.00 U	1.00 U	1.00 U	1.00 U	--	1.00 U
9/8/11	1.00 U	1.00 U	1.00 U	1.00 U	1.00 U	1.00 U	--	1.00 U	1.00 U	1.00 U	1.00 U	1.00 U	1.00 U	--	1.00 U
3/8/12	1.00 U	1.00 U	1.00 U	1.00 U	1.00 U	1.00 U	--	1.00 U	1.00 U	1.00 U	1.00 U	1.00 U	1.00 U	--	1.00 U
9/12/12	1.00 U	1.00 U	1.00 U	1.00 U	1.00 U	1.00 U	1.00 U	1.00 U	1.00 U	1.00 U	1.00 U	1.00 U	1.00 U	1.00 U	1.00 U
4/1/13	1.00 U	1.00 U	1.00 U	1.00 U	1.00 U	1.00 U	1.00 U	1.00 U	1.00 U	1.00 U	1.00 U	1.00 U	1.00 U	1.00 U	1.00 U
9/17/13	1.00 U	1.00 U	1.00 U	1.00 U	1.00 U	1.00 U	1.00 U	1.00 U	1.00 U	1.00 U	1.00 U	1.00 U	1.00 U	1.00 U	1.00 U
3/13/14	1.00 U	1.00 U	1.00 U	1.00 U	1.00 U	1.00 U	1.00 U	1.00 U	1.00 U	1.00 U	--	1.00 U	1.00 U	1.00 U	1.00 U
9/10/14	1.00 U	1.00 U	1.00 U	1.00 U	1.00 U	1.00 U	1.00 U	1.00 U	1.00 U	1.00 U	1.00 U	1.00 U	1.00 U	1.00 U	1.00 U
3/24/15	1.00 U	1.00 U	1.00 U	1.00 U	1.00 U	1.00 U	1.00 U	1.00 U	1.00 U	1.00 U	1.00 U	1.00 U	1.00 U	1.00 U	1.00 U
9/8/15	1.00 U	1.00 U	1.00 U	1.00 U	1.00 U	1.00 U	1.00 U	1.00 U	1.00 U	1.00 U	1.00 U	1.00 U	1.00 U	1.00 U	1.00 U
3/23/16	1.00 U	1.00 U	1.00 U	1.00 U	1.00 U	1.00 U	1.00 U	1.00 U	1.00 U	1.00 U	1.00 U	1.00 U	1.00 U	1.00 U	1.00 U
9/6/16	1.00 U	1.00 U	1.00 U	1.00 U	1.00 U	1.00 U	1.00 U	1.00 U	1.00 U	1.00 U	1.00 U	1.00 U	1.00 U	1.00 U	1.00 U
3/13/17	1.00 U	1.00 U	1.00 U	1.00 U	1.00 U	1.00 U	1.00 U	1.00 U	1.00 U	1.00 U	1.00 U	1.00 U	1.00 U	1.00 U	1.00 U
9/19/17	1.00 U	1.00 U	1.00 U	1.00 U	1.00 U	1.00 U	1.00 U	1.00 U	1.00 U	1.00 U	1.00 U	1.00 U	1.00 U	1.00 U	1.00 U
3/29/18	1.00 U	1.00 U	1.00 U	1.00 U	1.00 U	1.00 U	1.00 U	1.00 U	1.00 U	1.00 U	1.00 U	1.00 U	1.00 U	1.00 U	1.00 U
9/11/18	1.00 U	1.00 U	1.00 U	1.00 U	1.00 U	1.00 U	1.00 U	1.00 U	1.00 U	1.00 U	1.00 U	1.00 U	1.00 U	1.00 U	1.00 U
4/16/19	1.00 U	1.00 U	1.00 U	1.00 U	1.00 U	1.00 U	1.00 U	1.00 U	1.00 U	1.00 U	1.00 U	1.00 U	1.00 U	1.00 U	1.00 U
8/8/19	1.00 U	1.00 U	1.00 U	1.00 U	1.00 U	1.00 U	1.00 U	1.00 U	1.00 U	1.00 U	1.00 U	1.00 U	1.00 U	1.00 U	1.00 U

Gude Landfill
Monitoring Location MW-9 - Volatile Organic Compounds

Printed 12/10/21

	1,1,1,2-Tetrachloroethane (ug/L)	1,1,1-Trichloroethane (ug/L)	1,1,1,2,2-Tetrachloroethane (ug/L)	1,1,2-Trichloroethane (ug/L)	1,1-Dichloroethane (ug/L)	1,1-Dichloroethane (ug/L)	1,1-Dichloropropene (ug/L)	1,2,3-Trichloropropane (ug/L)	1,2-Dibromo-3-chloropropane (ug/L)	1,2-Dibromoethane (ug/L)	1,2-Dichlorobenzene (ug/L)	1,2-Dichloroethane (ug/L)	1,2-Dichloropropane (ug/L)	1,3-Dichloropropane (ug/L)	1,4-Dichlorobenzene (ug/L)
3/17/20	1.00 U	1.00 U	1.00 U	1.00 U	1.00 U	1.00 U	1.00 U	1.00 U	1.00 U	1.00 U	1.00 U	1.00 U	1.00 U	1.00 U	1.00 U
8/6/20	1.00 U	1.00 U	1.00 U	1.00 U	1.00 U	1.00 U	1.00 U	1.00 U	0.05 U	0.02 U	1.00 U	1.00 U	1.00 U	1.00 U	1.00 U
4/1/21	1.00 U	1.00 U	1.00 U	1.00 U	1.00 U	1.00 U	1.00 U	1.00 U	0.05 U	0.02 U	1.00 U	1.00 U	1.00 U	1.00 U	1.00 U
9/9/21	1.00 U	1.00 U	1.00 U	1.00 U	1.00 U	1.00 U	1.00 U	1.00 U	0.05 U	0.02 U	1.00 U	1.00 U	1.00 U	1.00 U	1.00 U

Gude Landfill
Monitoring Location MW-9 - Volatile Organic Compounds

Printed 12/10/21

	2,2-Dichloropropane (ug/L)	2-Butanone (ug/L)	2-Hexanone (ug/L)	4-Methyl-2-Pentanone (ug/L)	Acetone (ug/L)	Acrylonitrile (ug/L)	Benzene (ug/L)	Bromochloromethane (ug/L)	Bromodichloromethane (ug/L)	Bromoform (ug/L)	Bromomethane (ug/L)	Carbon Disulfide (ug/L)	Carbon Tetrachloride (ug/L)	Chlorobenzene (ug/L)	Chloroethane (ug/L)
MCL/ GWPS							5		80	80			5	100	
8/2/10	1.00 U	10.00 U	5.00 U	5.00 U	5.00 U	10.00 U	1.00 U	1.00 U	1.00 U	5.00 U	1.00 U	1.00 U	1.00 U	1.00 U	1.00 U
9/23/10	2.00 U	2.00 U	2.00 U	2.00 U	2.00 U	2.00 U	2.00 U	2.00 U	2.00 U	2.00 U	2.00 U	5.00 U	2.00 U	2.00 U	2.00 U
4/21/11	--	5.00 U	5.00 U	5.00 U	22.00	5.00 U	1.00	1.00 U	1.00 U	1.00 U	1.00 U	1.00 U	1.00 U	1.00 U	1.00 U
9/8/11	--	5.00 U	5.00 U	5.00 U	5.00 U	5.00 U	1.00 U	1.00 U	1.00 U	1.00 U	1.00 U	1.00 U	1.00 U	1.00 U	1.00 U
3/8/12	--	5.00 U	5.00 U	5.00 U	5.00 U	5.00 U	1.00 U	1.00 U	1.00 U	1.00 U	1.00 U	1.00 U	1.00 U	1.00 U	1.00 U
9/12/12	1.00 U	5.00 U	5.00 U	5.00 U	5.00 U	5.00 U	1.00 U	1.00 U	1.00 U	1.00 U	1.00 U	5.00 U	1.00 U	1.00 U	1.00 U
4/1/13	1.00 U	5.00 U	5.00 U	5.00 U	5.00 U	5.00 U	1.00 U	1.00 U	1.00 U	1.00 U	1.00 U	5.00 U	1.00 U	1.00 U	1.00 U
9/17/13	1.00 U	5.00 U	5.00 U	5.00 U	5.00 U	5.00 U	1.00 U	1.00 U	1.00 U	1.00 U	1.00 U	5.00 U	1.00 U	1.00 U	1.00 U
3/13/14	1.00 U	5.00 U	5.00 U	5.00 U	5.00 U	5.00 U	1.00 U	--	1.00 U	1.00 U	1.00 U	5.00 U	1.00 U	1.00 U	1.00 U
9/10/14	1.00 U	5.00 U	5.00 U	5.00 U	5.00 U	5.00 U	1.00 U	1.00 U	1.00 U	1.00 U	1.00 U	5.00 U	1.00 U	1.00 U	1.00 U
3/24/15	1.00 U	5.00 U	5.00 U	5.00 U	5.00 U	5.00 U	1.00 U	1.00 U	1.00 U	1.00 U	1.00 U	5.00 U	1.00 U	1.00 U	1.00 U
9/8/15	1.00 U	5.00 U	5.00 U	5.00 U	5.00 U	5.00 U	1.00 U	1.00 U	1.00 U	1.00 U	1.00 U	5.00 U	1.00 U	1.00 U	1.00 U
3/23/16	1.00 U	5.00 U	5.00 U	5.00 U	5.00 U	5.00 U	1.00 U	1.00 U	1.00 U	1.00 U	1.00 U	5.00 U	1.00 U	1.00 U	1.00 U
9/6/16	1.00 U	5.00 U	5.00 U	5.00 U	5.00 U	5.00 U	1.00 U	1.00 U	1.00 U	1.00 U	1.00 U	5.00 U	1.00 U	1.00 U	1.00 U
3/13/17	1.00 U	5.00 U	5.00 U	5.00 U	5.00 U	5.00 U	1.00 U	1.00 U	1.00 U	1.00 U	1.00 U	5.00 U	1.00 U	1.00 U	1.00 U
9/19/17	1.00 U	5.00 U	5.00 U	5.00 U	5.00 U	5.00 U	1.00 U	1.00 U	1.00 U	1.00 U	1.00 U	5.00 U	1.00 U	1.00 U	1.00 U
3/29/18	1.00 U	5.00 U	5.00 U	5.00 U	5.00 U	5.00 U	1.00 U	1.00 U	1.00 U	1.00 U	1.00 U	5.00 U	1.00 U	1.00 U	1.00 U
9/11/18	1.00 U	5.00 U	5.00 U	5.00 U	5.00 U	5.00 U	1.00 U	1.00 U	1.00 U	1.00 U	1.00 U	5.00 U	1.00 U	1.00 U	1.00 U
4/16/19	1.00 U	5.00 U	5.00 U	5.00 U	6.70	5.00 U	1.00 U	1.00 U	1.00 U	1.00 U	1.00 U	1.00 U	1.00 U	1.00 U	1.00 U
8/8/19	1.00 U	5.00 U	5.00 U	5.00 U	5.00 U	5.00 U	1.00 U	1.00 U	1.00 U	1.00 U	1.00 U	1.00 U	1.00 U	1.00 U	1.00 U

Shaded concentrations represent MCL/GWPS exceedances

Printed on Recycled Paper

Gude Landfill
Monitoring Location MW-9 - Volatile Organic Compounds

Printed 12/10/21

	2,2-Dichloropropane (ug/L)	2-Butanone (ug/L)	2-Hexanone (ug/L)	4-Methyl-2-Pentanone (ug/L)	Acetone (ug/L)	Acrylonitrile (ug/L)	Benzene (ug/L)	Bromochloromethane (ug/L)	Bromodichloromethane (ug/L)	Bromoform (ug/L)	Bromomethane (ug/L)	Carbon Disulfide (ug/L)	Carbon Tetrachloride (ug/L)	Chlorobenzene (ug/L)	Chloroethane (ug/L)
3/17/20	1.00 U	5.00 U	5.00 U	5.00 U	5.00 U	5.00 U	1.00 U	1.00 U	1.00 U	1.00 U	1.00 U	1.00 U	1.00 U	1.00 U	1.00 U
8/6/20	1.00 U	5.00 U	5.00 U	5.00 U	5.00 U	5.00 U	1.00 U	1.00 U	1.00 U	1.00 U	1.00 U	1.00 U	1.00 U	1.00 U	1.00 U
4/1/21	1.00 U	5.00 U	5.00 U	5.00 U	5.00 U	5.00 U	1.00 U	1.00 U	1.00 U	1.00 U	1.00 U	1.00 U	1.00 U	1.00 U	1.00 U
9/9/21	1.00 U	5.00 U	5.00 U	5.00 U	5.00 U	5.00 U	1.00 U	1.00 U	1.00 U	1.00 U	1.00 U	1.00 U	1.00 U	1.00 U	1.00 U

Gude Landfill
Monitoring Location MW-9 - Volatile Organic Compounds

Printed 12/10/21

	Chloroform (ug/L)	Chloromethane (ug/L)	cis-1,2-Dichloroethene (ug/L)	cis-1,3-Dichloropropene (ug/L)	Dibromochloromethane (ug/L)	Ethylbenzene (ug/L)	m&p-Xylene (ug/L)	Methyl Iodide (ug/L)	Methyl Tertiary Butyl Ether (ug/L)	Methylene Bromide (ug/L)	Methylene Chloride (ug/L)	o-Xylene (ug/L)	Styrene (ug/L)	Tetrachloroethene (ug/L)	Toluene (ug/L)
MCL/ GWPS	80		70		80	700	10000				5	10000	100	5	1000
8/2/10	1.00 U	1.00 U	1.00 U	1.00 U	1.00 U	1.00 U	2.00 U	20.00 U	--	1.00 U	1.00 U	1.00 U	1.00 U	14.00	1.00 U
9/23/10	2.00 U	2.00 U	2.00 U	2.00 U	2.00 U	2.00 U	4.00 U	2.00 U	2.00 U	2.00 U	2.00 U	2.00 U	2.00 U	8.72	2.00 U
4/21/11	1.00 U	1.00 U	1.00 U	1.00 U	1.00 U	1.00 U	--	1.00 U	2.00 U	1.00 U	1.00 U	--	1.00 U	5.00	3.00
9/8/11	1.00 U	1.00 U	1.00 U	1.00 U	1.00 U	1.00 U	--	1.00 U	2.00 U	1.00 U	1.00 U	--	1.00 U	16.00	1.00 U
3/8/12	1.00 U	1.00 U	1.00 U	1.00 U	1.00 U	1.00 U	--	1.00 U	1.00 U	1.00 U	1.00 U	--	1.00 U	14.00	1.00 U
9/12/12	1.00 U	1.00 U	1.00 U	1.00 U	1.00 U	1.00 U	2.00 U	5.00 U	5.00 U	1.00 U	1.00 U	1.00 U	1.00 U	13.60	1.00 U
4/1/13	1.00 U	1.00 U	1.00 U	1.00 U	1.00 U	1.00 U	2.00 U	5.00 U	5.00 U	1.00 U	1.00 U	1.00 U	1.00 U	16.40	1.00 U
9/17/13	1.00 U	1.00 U	1.00 U	1.00 U	1.00 U	1.00 U	2.00 U	5.00 U	5.00 U	1.00 U	1.00 U	1.00 U	1.00 U	12.90	1.00 U
3/13/14	1.00 U	1.00 U	1.00 U	1.00 U	1.00 U	1.00 U	2.00 U	5.00 U	5.00 U	1.00 U	1.00 U	1.00 U	1.00 U	16.50	1.00 U
9/10/14	1.00 U	1.00 U	1.00 U	1.00 U	1.00 U	1.00 U	2.00 U	5.00 U	5.00 U	1.00 U	1.00 U	1.00 U	1.00 U	1.94	1.00 U
3/24/15	1.00 U	1.00 U	1.00 U	1.00 U	1.00 U	1.00 U	2.00 U	5.00 U	5.00 U	1.00 U	1.00 U	1.00 U	1.00 U	5.10	1.00 U
9/8/15	1.00 U	1.00 U	1.00 U	1.00 U	1.00 U	1.00 U	2.00 U	5.00 U	5.00 U	1.00 U	1.00 U	1.00 U	1.00 U	17.10	1.00 U
3/23/16	1.00 U	1.00 U	1.00 U	1.00 U	1.00 U	1.00 U	2.00 U	5.00 U	5.00 U	1.00 U	1.00 U	1.00 U	1.00 U	9.16	1.00 U
9/6/16	1.00 U	1.00 U	1.00 U	1.00 U	1.00 U	1.00 U	2.00 U	5.00 U	5.00 U	1.00 U	1.00 U	1.00 U	1.00 U	9.71	1.00 U
3/13/17	1.00 U	1.00 U	1.00 U	1.00 U	1.00 U	1.00 U	2.00 U	5.00 U	5.00 U	1.00 U	1.00 U	1.00 U	1.00 U	12.20	1.00 U
9/19/17	1.00 U	1.00 U	1.00 U	1.00 U	1.00 U	1.00 U	2.00 U	5.00 U	5.00 U	1.00 U	1.00 U	1.00 U	1.00 U	11.90	1.00 U
3/29/18	1.00 U	1.00 U	1.00 U	1.00 U	1.00 U	1.00 U	2.00 U	5.00 U	5.00 U	1.00 U	1.00 U	1.00 U	1.00 U	10.20	1.00 U
9/11/18	1.00 U	1.00 U	1.00 U	1.00 U	1.00 U	1.00 U	2.00 U	5.00 U	5.00 U	1.00 U	1.00 U	1.00 U	1.00 U	7.38	1.00 U
4/16/19	1.00 U	1.00 U	1.00 U	1.00 U	1.00 U	1.00 U	1.00 U	1.00 U	1.00 U	1.00 U	1.00 U	1.00 U	1.00 U	8.40	1.00 U
8/8/19	1.00 U	1.00 U	1.00 U	1.00 U	1.00 U	1.00 U	1.00 U	1.00 U	1.00 U	1.00 U	1.00 U	1.00 U	1.00 U	4.90	1.00 U

Shaded concentrations represent MCL/GWPS exceedances

Printed on Recycled Paper

Gude Landfill
Monitoring Location MW-9 - Volatile Organic Compounds

Printed 12/10/21

	Chloroform (ug/L)	Chloromethane (ug/L)	cis-1,2-Dichloroethene (ug/L)	cis-1,3-Dichloropropene (ug/L)	Dibromochloromethane (ug/L)	Ethylbenzene (ug/L)	m&p-Xylene (ug/L)	Methyl Iodide (ug/L)	Methyl Tertiary Butyl Ether (ug/L)	Methylene Bromide (ug/L)	Methylene Chloride (ug/L)	o-Xylene (ug/L)	Styrene (ug/L)	Tetrachloroethene (ug/L)	Toluene (ug/L)
3/17/20	1.00 U	1.00 U	1.00 U	1.00 U	1.00 U	1.00 U	1.00 U	1.00 U	1.00 U	1.00 U	1.00 U	1.00 U	1.00 U	4.60	1.00 U
8/6/20	1.00 U	1.00 U	1.00 U	1.00 U	1.00 U	1.00 U	1.00 U	1.00 U	1.00 U	1.00 U	1.00 U	1.00 U	1.00 U	5.00	1.00 U
4/1/21	1.00 U	1.00 U	1.00 U	1.00 U	1.00 U	1.00 U	1.00 U	1.00 U	1.00 U	1.00 U	1.00 U	1.00 U	1.00 U	3.40	1.00 U
9/9/21	1.00 U	1.00 U	1.00 U	1.00 U	1.00 U	1.00 U	1.00 U	1.00 U	1.00 U	1.00 U	1.00 U	1.00 U	1.00 U	3.30	1.00 U

Gude Landfill

Monitoring Location MW-9 - Volatile Organic Compounds

	trans-1,2-Dichloroethene (ug/L)	trans-1,3-Dichloropropene (ug/L)	trans-1,4-Dichloro-2-butene (ug/L)	Trichloroethene (ug/L)	Trichlorofluoromethane (ug/L)	Vinyl Acetate (ug/L)	Vinyl Chloride (ug/L)	Xylene (ug/L)
MCL/ GWPS	100			5			2	10000
8/2/10	1.00 U	1.00 U	5.00 U	0.70 J	1.00 U	1.00 U	1.00 U	--
9/23/10	2.00 U	2.00 U	2.00 U	0.73 J	2.00 U	2.00 U	2.00 U	--
4/21/11	1.00 U	1.00 U	5.00 U	1.00 U	1.00 U	1.00 U	1.00 U	1.30
9/8/11	1.00 U	1.00 U	5.00 U	1.00 U	1.00 U	1.00 U	1.00 U	1.00 U
3/8/12	1.00 U	1.00 U	5.00 U	1.00 U	1.00 U	1.00 U	1.00 U	1.00 U
9/12/12	1.00 U	1.00 U	5.00 U	1.00 U	1.00 U	5.00 U	1.00 U	--
4/1/13	1.00 U	1.00 U	5.00 U	1.11	1.00 U	5.00 U	1.00 U	--
9/17/13	1.00 U	1.00 U	5.00 U	1.00 U	1.00 U	5.00 U	1.00 U	--
3/13/14	1.00 U	1.00 U	5.00 U	1.00 U	1.00 U	5.00 U	1.00 U	--
9/10/14	1.00 U	1.00 U	5.00 U	1.00 U	1.00 U	5.00 U	1.00 U	--
3/24/15	1.00 U	1.00 U	5.00 U	1.00 U	1.00 U	5.00 U	1.00 U	--
9/8/15	1.00 U	1.00 U	5.00 U	2.03	1.00 U	5.00 U	1.00 U	--
3/23/16	1.00 U	1.00 U	5.00 U	1.04	1.00 U	5.00 U	1.00 U	--
9/6/16	1.00 U	1.00 U	5.00 U	1.17	1.00 U	5.00 U	1.00 U	--
3/13/17	1.00 U	1.00 U	5.00 U	1.09	1.00 U	5.00 U	1.00 U	--
9/19/17	1.00 U	1.00 U	5.00 U	1.00 U	1.00 U	5.00 U	1.00 U	--
3/29/18	1.00 U	1.00 U	5.00 U	1.00 U	1.00 U	5.00 U	1.00 U	--
9/11/18	1.00 U	1.00 U	5.00 U	1.00 U	1.00 U	5.00 U	1.00 U	--
4/16/19	1.00 U	1.00 U	1.00 U	1.00 U	1.00 U	1.00 U	1.00 U	--
8/8/19	1.00 U	1.00 U	1.00 U	1.00 U	1.00 U	1.00 U	1.00 U	--

Gude Landfill

Printed 12/10/21

Monitoring Location MW-9 - Volatile Organic Compounds

	trans-1,2-Dichloroethene (ug/L)	trans-1,3-Dichloropropene (ug/L)	trans-1,4-Dichloro-2-butene (ug/L)	Trichloroethene (ug/L)	Trichlorofluoromethane (ug/L)	Vinyl Acetate (ug/L)	Vinyl Chloride (ug/L)	Xylene (ug/L)
3/17/20	1.00 U	1.00 U	1.00 U	1.00 U	1.00 U	1.00 U	1.00 U	--
8/6/20	1.00 U	1.00 U	1.00 U	1.00 U	1.00 U	1.00 U	1.00 U	--
4/1/21	1.00 U	1.00 U	1.00 U	1.00 U	1.00 U	1.00 U	1.00 U	--
9/9/21	1.00 U	1.00 U	1.00 U	1.00 U	1.00 U	1.00 U	1.00 U	--

Gude Landfill
Monitoring Location MW-10 - General Parameters

Printed 12/10/21

	Alkalinity (mg/L)	Ammonia Nitrogen (mg/L)	Chemical Oxygen Demand (mg/L)	Chloride (mg/L)	Cyanide, Total (mg/L)	Dissolved Oxygen, Field (mg/L)	Hardness (mg/L)	Nitrate (mg/L)	Nitrate+Nitrite (mg/L)	Nitrite (mg/L)	ORP, Field (mV)	pH, Field (SU)	pH, Lab (SU)	Specific Conductivity, Field (uS/cm)
MCL/ GWPS					0.2			10		1				
8/2/10	--	--	--	--	0.050 U	--	--	--	--	--	--	--	--	--
9/23/10	100.0	0.20 U	10.0 U	6.7500	--	--	110.0	0.2000 U	0.20 U	0.05 U	--	--	--	--
4/26/11	75.0	0.20 U	36.6	19.4000 J	--	--	70.0	0.2000 U	0.20 U	0.05 U	--	--	--	--
9/8/11	78.0	0.20 U	10.0 U	8.0200	--	--	72.0	0.2000 U	0.20 U	0.05 U	--	--	--	--
3/8/12	65.0	0.20 U	4.4	8.3100	--	--	68.0	0.2000 U	0.20 U	0.05 U	--	--	--	--
9/12/12	79.0	0.20 U	10.0 U	9.6000	--	--	82.0	0.2000 U	0.20 U	0.05 U	--	--	--	--
4/1/13	59.0	0.20 U	10.0 U	6.7600	--	3.24	60.0	0.2000 U	0.20 U	0.05 U	466.0	5.95	--	164.9
9/24/13	86.0	0.20 U	10.0 U	7.9500	--	1.62	90.0	0.2000 U	0.20 U	0.05 U	436.0	5.90	--	183.0
3/13/14	68.0	0.20 U	10.0 U	6.9700	--	3.03	82.0	0.2000 U	--	--	531.0	5.62	--	148.4
9/10/14	4.6	0.20 U	10.0 U	283.0000	--	6.39	236.0	3.9100	3.96	0.05 U	415.0	5.16	--	983.8
3/24/15	61.0	0.20 U	10.0 U	6.2200	--	3.76	76.0	0.2000 U	0.20 U	0.05 U	407.0	5.95	--	132.3
9/8/15	62.0	0.20 U	10.0 U	8.6800	--	3.28	70.0	0.2000 U	0.20 U	0.05 U	347.0	5.73	--	163.1
3/23/16	50.0	0.20 U	10.0 U	6.2600	--	0.00	104.0	0.2000 U	0.20 U	0.05 U	381.0	6.08	--	135.1
9/6/16	66.0	0.20 U	10.0 U	8.1100	--	--	100.0	0.2000 U	0.20 U	0.05 U	388.0	5.70	--	157.0
3/9/17	64.0	0.20 U	10.0 U	6.9900	--	--	76.0	0.2000 U	0.20 U	0.05 U	395.0	5.77	--	153.3
9/19/17	80.0	0.20 U	10.0 U	6.1500	--	--	72.0	0.2000 U	0.20 U	0.05 U	411.0	6.08	--	162.0
4/5/18	58.1	0.20 U	10.0 U	4.6400	--	--	63.9	0.2000 U	0.20 U	0.05 U	249.0	5.82	--	130.5
9/12/18	35.8	0.20 U	10.0 U	2.5000 U	--	--	33.4	0.2000 U	0.20 U	0.05 U	243.0	5.59	--	93.7
4/19/19	60.6	0.10 U	5.0	2.8000	--	0.46	53.9	0.2000 U	--	--	138.5	5.87	6.07	108.8

Gude Landfill
Monitoring Location MW-10 - General Parameters

Printed 12/10/21

	Alkalinity (mg/L)	Ammonia Nitrogen (mg/L)	Chemical Oxygen Demand (mg/L)	Chloride (mg/L)	Cyanide, Total (mg/L)	Dissolved Oxygen, Field (mg/L)	Hardness (mg/L)	Nitrate (mg/L)	Nitrate+Nitrite (mg/L)	Nitrite (mg/L)	ORP, Field (mV)	pH, Field (SU)	pH, Lab (SU)	Specific Conductivity, Field (uS/cm)
8/9/19	31.7	0.10 U	7.0	2.2000	--	1.31	20.4	0.2000 U	--	--	207.0	5.64	6.11	0.1
3/16/20	34.5	0.17	3.0 U	2.0000	--	3.65	51.5	0.1600 J	--	--	175.9	5.66	6.15	122.2
8/6/20	13.2	0.10 U	26.2	1.0000	--	1.83	19.0	0.2000 U	--	--	506.1	6.17	6.06	63.3
3/30/21	36.0	0.10 U	9.6	0.5320	--	4.81	33.9	0.1040	--	--	215.0	5.79	6.04	82.6
9/8/21	48.9	0.05 U	51.8	2.6000	--	1.65	47.7	0.1230	--	--	153.2	5.77	5.92	123.1

Gude Landfill

Monitoring Location MW-10 - General Parameters

	Specific Conductivity, Lab (umhos/cm)	Sulfate, total (mg/L)	Sulfide (mg/L)	Temperature, field (°C)	Total Dissolved Solids (mg/L)	Total Suspended Solids (mg/L)	Turbidity (NTU)	Turbidity, Field (NTU)
MCL/ GWPS								
8/2/10	--	--	0.0 U	--	--	--	--	--
9/23/10	--	7.56	--	--	148.0	--	4340.000	--
4/26/11	--	8.30	--	--	140.0	--	3140.000	--
9/8/11	--	7.83	--	--	140.0	--	--	--
3/8/12	--	8.02	--	--	116.0	--	--	--
9/12/12	--	7.40	--	--	160.0	--	--	--
4/1/13	--	8.41	--	14.3	162.0	--	--	203.00
9/24/13	--	6.47	--	13.8	142.0	--	--	1583.00
3/13/14	--	8.64	--	11.3	144.0	--	--	114.00
9/10/14	--	18.80	--	18.3	680.0	--	--	401.00
3/24/15	--	11.30	--	9.6	68.0	--	--	115.50
9/8/15	--	11.60	--	17.1	73.0	--	--	37.80
3/23/16	--	11.20	--	20.9	96.0	--	--	16.00
9/6/16	--	11.40	--	25.0	133.0	--	--	38.00
3/9/17	--	10.10	--	16.8	138.0	--	--	36.70
9/19/17	--	11.10	--	18.6	117.0	--	--	26.70
4/5/18	--	10.00	--	9.7	133.0	--	--	35.60
9/12/18	--	8.16	--	20.7	58.0	--	--	65.10
4/19/19	147.0	1.00 U	--	13.3	114.0	11.2	12.900	5.80

Gude Landfill

Monitoring Location MW-10 - General Parameters

	Specific Conductivity, Lab (umhos/cm)	Sulfate, total (mg/L)	Sulfide (mg/L)	Temperature, field (°C)	Total Dissolved Solids (mg/L)	Total Suspended Solids (mg/L)	Turbidity (NTU)	Turbidity, Field (NTU)
8/9/19	79.8	5.20	--	17.0	70.0	31.7	14.100	8.66
3/16/20	97.3	9.68	--	15.0	99.0	174.0	79.500	76.20
8/6/20	52.5	2.03	--	18.1	59.5	117.0	31.100	95.20
3/30/21	88.8	11.80	--	14.5	71.5	177.0	84.500	149.30
9/8/21	125.0	10.70	--	20.1	64.3	188.0	77.400	215.00

Gude Landfill
Monitoring Location MW-10 - Dissolved Metals

Printed 12/10/21

	Antimony, dissolved (mg/L)	Arsenic, dissolved (mg/L)	Barium, dissolved (mg/L)	Beryllium, dissolved (mg/L)	Cadmium, dissolved (mg/L)	Calcium, dissolved (mg/L)	Chromium, dissolved (mg/L)	Cobalt, dissolved (mg/L)	Copper, dissolved (mg/L)	Iron, dissolved (mg/L)	Lead, dissolved (mg/L)	Magnesium, dissolved (mg/L)	Manganese, dissolved (mg/L)	Mercury, dissolved (mg/L)
MCL/ GWPS	0.006	0.01	2	0.004	0.005		0.1				0.015			0.002
4/26/11	0.005 U	0.005 U	0.052	0.005 U	0.005 U	42.4	0.01 U	0.01 U	0.005 U	1.1	0.005 U	22.5	2.620	0.0002 U
9/8/11	--	--	--	--	--	--	--	--	--	--	--	--	--	--
3/8/12	0.005 U	0.005 U	0.068	0.005 U	0.005 U	15.8	0.01 U	0.01 U	0.005 U	0.2 U	0.005 U	7.7	0.027	0.0002 U
9/12/12	0.005 U	0.005 U	0.080	0.005 U	0.005 U	19.8	0.01 U	0.01 U	0.005 U	0.2 U	0.005 U	9.6	0.027	0.0002 U
4/1/13	0.005 U	0.005 U	0.059	0.005 U	0.005 U	16.6	0.01 U	0.01 U	0.011	0.2 U	0.005 U	6.9	0.019	0.0002 U
9/24/13	0.005 U	0.005 U	0.084	0.005 U	0.005 U	19.6	0.01 U	0.01 U	0.007	0.2 U	0.005 U	10.3	0.027	0.0002 U
3/13/14	0.005 U	0.005 U	0.074	0.005 U	0.005 U	17.4	0.01 U	0.01 U	0.005 U	0.2 U	0.005 U	9.1	0.019	0.0002 U
9/10/14	0.005 U	0.005 U	0.521	0.005 U	0.005 U	50.0	0.01 U	0.01 U	0.006	0.3	0.005 U	23.8	0.038	0.0002 U
3/24/15	0.002 U	0.002 U	0.052	0.002 U	0.004 U	14.0	0.01 U	0.01 U	0.001 U	0.0 U	0.002 U	6.5	0.013	0.0002 U
9/8/15	0.001 U	0.001 U	0.066	0.001 U	0.001 U	17.0	0.01 U	0.01 U	0.005 U	0.0 U	0.001 U	6.9	0.016	0.0002 U
3/23/16	0.002 U	0.002 U	0.049	0.002 U	0.002 U	15.1	0.00 U	0.00 U	0.002 U	0.2 U	0.002 U	6.5	0.008	0.0002 U
9/6/16	0.002 U	0.002 U	0.075	0.002 U	0.002 U	15.7	0.00	0.00 U	0.003	0.6	0.002 U	7.0	0.031	0.0002 U
3/9/17	0.002 U	0.002 U	0.067	0.002 U	0.002 U	15.6	0.00 U	0.00 U	0.002 U	0.2 U	0.002 U	6.5	0.007	0.0002 U
9/19/17	0.002 U	0.002 U	0.063	0.002 U	0.002 U	14.8	0.00 U	0.00 U	0.002 U	0.2 U	0.002 U	5.9	0.008	0.0002 U
4/5/18	0.002 U	0.002 U	0.047	0.002 U	0.002 U	12.8	0.00	0.00 U	0.002 U	0.1 U	0.002 U	5.5	0.004	0.0002 U
9/12/18	0.002 U	0.002 U	0.021	0.002 U	0.002 U	7.3	0.00 U	0.00 U	0.002	0.1	0.002 U	4.4	0.012	0.0002 U

Gude Landfill

Monitoring Location MW-10 - Dissolved Metals

	Nickel, dissolved (mg/L)	Potassium, dissolved (mg/L)	Selenium, dissolved (mg/L)	Silver, dissolved (mg/L)	Sodium, dissolved (mg/L)	Thallium, dissolved (mg/L)	Vanadium, dissolved (mg/L)	Zinc, dissolved (mg/L)
MCL/ GWPS			0.05			0.002		
4/26/11	0.01	2.8	0.005 U	0.01 U	17.5	0.005 U	0.01 U	0.006
9/8/11	0.01	--	--	--	--	--	--	--
3/8/12	0.01	1.1	0.005 U	0.01 U	9.7	0.005 U	0.01 U	0.011
9/12/12	0.02	1.4	0.005 U	0.01 U	11.3	0.005 U	0.01 U	0.012
4/1/13	0.01	1.1	0.005 U	0.01 U	11.8	0.005 U	0.01 U	0.011
9/24/13	0.06	1.7	0.005 U	0.01 U	12.0	0.005 U	0.01 U	0.016
3/13/14	0.01 U	1.1	0.005 U	0.01 U	11.1	0.005 U	0.01 U	0.056
9/10/14	0.01	3.3	0.005 U	0.01 U	91.2	0.005 U	0.01 U	0.019
3/24/15	0.01 U	1.0	0.035 U	0.01 U	8.7	0.002 U	0.01 U	0.028
9/8/15	0.00 J	1.1	0.005 U	0.00 U	9.2	0.001 U	0.01 U	0.004 J
3/23/16	0.00	1.0	0.002 U	0.00 U	8.8	0.001 U	0.00 U	0.012
9/6/16	0.00	1.1	0.002 U	0.00 U	8.6	0.001 U	0.00	0.011
3/9/17	0.00	0.9	0.002 U	0.00 U	8.1	0.001 U	0.00	0.005
9/19/17	0.00	1.0	0.002 U	0.00 U	7.8	0.001 U	0.00 U	0.007
4/5/18	0.00	0.9	0.002 U	0.00 U	8.1	0.001 U	0.00 U	0.011
9/12/18	0.00 U	1.0	0.002 U	0.00 U	7.5	0.001 U	0.00 U	0.024

Gude Landfill
Monitoring Location MW-10 - Total Metals

Printed 12/10/21

	Antimony, total (mg/L)	Arsenic, total (mg/L)	Barium, total (mg/L)	Beryllium, total (mg/L)	Cadmium, total (mg/L)	Calcium, total (mg/L)	Chromium, total (mg/L)	Cobalt, total (mg/L)	Copper, total (mg/L)	Iron, total (mg/L)	Lead, total (mg/L)	Magnesium, total (mg/L)
MCL/ GWPS	0.006	0.01	2	0.004	0.005		0.1				0.015	
8/2/10	0.0010 U	0.0009 J	0.0920	0.0010 U	0.0010 U	--	0.0070	0.0034	0.0190	--	0.00230	--
9/23/10	0.0050 U	0.0050 U	1.4900	0.0050 U	0.0050 U	29.10	0.1250	0.0659	0.1970	201.0000	0.06110	78.300
4/26/11	0.0050 U	0.0050 U	0.1240	0.0050 U	0.0050 U	14.20 J	0.0050 U	0.0050 U	0.0123	0.5000 U	0.00500 U	9.111
9/8/11	0.0050 U	0.0050 U	0.4140	0.0050 U	0.0050 U	21.20	0.0057	0.0103	0.0292	5.7000	0.01530	10.700
3/8/12	0.0050 U	0.0050 U	0.1160	0.0050 U	0.0050 U	16.10	0.0102	0.0052	0.0270	9.0000	0.00500 U	9.780
9/12/12	0.0050 U	0.0050 U	0.1570	0.0050 U	0.0050 U	21.10	0.0174	0.0067	0.0283	12.6000	0.00502	11.200
4/1/13	0.0050 U	0.0050 U	0.0878	0.0050 U	0.0050 U	17.20	0.0081	0.0050 U	0.0254	5.5000	0.00500 U	8.420
9/24/13	0.0050 U	0.0050 U	0.4480	0.0050 U	0.0050 U	23.30	0.0677	0.0308	0.1080	55.7000	0.01810	26.400
3/13/14	0.0050 U	0.0050 U	0.1040	0.0050 U	0.0050 U	18.30	0.0050 U	0.0050 U	0.0139	4.3100	0.00500 U	9.060
9/10/14	0.0050 U	0.0050 U	0.6820	0.0050 U	0.0050 U	50.60	0.0251	0.0139	0.0313	22.1000	0.01850	30.600
3/24/15	0.0020 U	0.0020 U	0.0640	0.0020 U	0.0040 U	15.00	0.0036 J	0.0100 U	0.0051 J	2.0000	0.00200 U	7.100
9/8/15	0.0010 U	0.0010 U	0.0710	0.0010 U	0.0005 U	16.00	0.0050 U	0.0050 U	0.0050 U	1.2000	0.00100 U	6.900
3/23/16	0.0050 U	0.0050 U	0.0526	0.0050 U	0.0050 U	14.90	0.0050 U	0.0050 U	0.0050 U	0.3290	0.00500 U	7.400
9/6/16	0.0020 U	0.0020 U	0.0688	0.0020 U	0.0020 U	15.90	0.0020 U	0.0020 U	0.0020 U	0.4230	0.00200 U	6.840
3/9/17	0.0050 U	0.0050 U	0.0784	0.0050 U	0.0050 U	18.30	0.0050 U	0.0050 U	0.0050 U	1.0900	0.00500 U	7.800
9/19/17	0.0050 U	0.0050 U	0.0822	0.0050 U	0.0050 U	17.60	0.0050 U	0.0050 U	0.0096	1.2400	0.00500 U	7.300
4/5/18	0.0050 U	0.0050 U	0.0652	0.0050 U	0.0050 U	15.00	0.0050 U	0.0050 U	0.0070	0.6450	0.00500 U	6.420
9/12/18	0.0050 U	0.0050 U	0.0328	0.0050 U	0.0050 U	7.43	0.0050 U	0.0050 U	0.0159	1.9300	0.00500 U	3.610
4/19/19	0.0010 U	0.0010 U	0.0373	0.0010 U	0.0010 U	12.20	0.0011	0.0021	0.0034	0.9170	0.00100 U	5.670
8/9/19	0.0010 U	0.0010 U	0.0210	0.0010 U	0.0010 U	4.36	0.0021	0.0010 U	0.0076	0.5490	0.00100 U	2.310
3/16/20	0.0010 U	0.0010 U	0.0988	0.0010 U	0.0010 U	8.12	0.0242	0.0062	0.0278	11.2000	0.00529	7.570
8/6/20	0.0010 U	0.0010 U	0.0269	0.0010 U	0.0010 U	3.78	0.0046	0.0011	0.0091	1.7100	0.00100 U	2.320
3/30/21	0.0010 U	0.0010 U	0.0419	0.0010 U	0.0010 U	6.26	0.0045	0.0019	0.0203	3.4600	0.00255	4.430

Shaded concentrations represent MCL/GWPS exceedances

Printed on Recycled Paper

Gude Landfill
Monitoring Location MW-10 - Total Metals

Printed 12/10/21

	Antimony, total (mg/L)	Arsenic, total (mg/L)	Barium, total (mg/L)	Beryllium, total (mg/L)	Cadmium, total (mg/L)	Calcium, total (mg/L)	Chromium, total (mg/L)	Cobalt, total (mg/L)	Copper, total (mg/L)	Iron, total (mg/L)	Lead, total (mg/L)	Magnesium, total (mg/L)
9/8/21	0.0010 U	0.0010 U	0.0716	0.0010 U	0.0010 U	9.64	0.0077	0.0023	0.0118	4.2700	0.00186	5.730

Gude Landfill
Monitoring Location MW-10 - Total Metals

Printed 12/10/21

	Manganese, total (mg/L)	Mercury, total (mg/L)	Nickel, total (mg/L)	Potassium, total (mg/L)	Selenium, total (mg/L)	Silver, total (mg/L)	Sodium, total (mg/L)	Thallium, total (mg/L)	Tin, total (mg/L)	Vanadium, total (mg/L)	Zinc, total (mg/L)
MCL/ GWPS		0.002			0.05			0.002			
8/2/10	--	0.000200 U	0.0086	--	0.00100 U	0.0010 U	--	0.0010 U	0.0050 U	0.01800	0.02800
9/23/10	3.59000	0.000200 U	0.1110	43.500	0.00850	0.0050 U	12.40	0.0050 U	--	0.18900	0.33700
4/26/11	0.04400	0.000200 U	0.0050 U	1.260	0.00500 U	0.0050 U	10.10	0.0050 U	--	0.00500 U	0.13200
9/8/11	0.38000	0.000200 U	--	2.120	0.00500 U	0.0050 U	8.30	0.0050 U	--	0.00943	0.05750
3/8/12	0.15800	0.000200 U	0.0050 U	2.780	0.00500 U	0.0050 U	8.54	0.0050 U	--	0.02420	0.03350
9/12/12	0.21200	0.000200 U	0.0064	3.270	0.00500 U	0.0050 U	9.10	0.0050 U	--	0.03190	0.04440
4/1/13	0.09830	0.000200 U	0.0050	2.290	0.00500 U	0.0050 U	12.40	0.0050 U	--	0.01430	0.02720
9/24/13	0.93100	0.000200 U	0.0066	11.300	0.00500 U	0.0050 U	9.52	0.0050 U	--	0.12400	0.19000
3/13/14	0.06920	0.000200 U	0.0074	1.810	0.00500 U	0.0050 U	9.11	0.0050 U	--	0.01070	0.06060
9/10/14	0.58000	0.000200 U	0.0254	6.430	0.00500 U	0.0050 U	90.20	0.0050 U	--	0.02730	0.08980
3/24/15	0.03600	0.000200 U	0.0062 J	1.300	0.03500 U	0.0100 U	8.80	0.0020 U	--	0.00550 J	0.03500
9/8/15	0.00980 J	0.000200 U	0.0100 U	1.300	0.00500 U	0.0010 U	8.80	0.0010 U	--	0.00500 U	0.00730
3/23/16	0.01490	0.000200 U	0.0050 U	1.020	0.00500 U	0.0050 U	9.87	0.0050 U	--	0.00500 U	0.01490
9/6/16	0.02050	0.000200 U	0.0039	1.090	0.00200 U	0.0020 U	8.57	0.0010 U	--	0.00291	0.00946
3/9/17	0.02380	0.000200 U	0.0054	1.300	0.00500 U	0.0050 U	9.18	0.0050 U	--	0.00500 U	0.01070
9/19/17	0.03920	0.000200 U	0.0050 U	1.190	0.00500 U	0.0050 U	8.97	0.0050 U	--	0.00500 U	0.03310
4/5/18	0.02380	0.000200 U	0.0050 U	1.030	0.00500 U	0.0050 U	8.91	0.0050 U	--	0.00500 U	0.04210
9/12/18	0.04360	0.000200 U	0.0050 U	2.390	0.00500 U	0.0050 U	7.38	0.0050 U	--	0.00500 U	0.04510
4/19/19	0.22100	0.000100 U	0.0034	1.430	0.00100 U	0.0010 U	8.12	0.0010 U	--	0.00203	0.16500
8/9/19	0.03280	0.000100 U	0.0036 B	1.330	0.00100 U	0.0010 U	5.14	0.0010 U	--	0.00370	0.04560
3/16/20	0.18700	0.000100 U	0.0168	2.980	0.00117	0.0010 U	6.59	0.0010 U	--	0.02800	0.07830
8/6/20	0.06020	0.000100 U	0.0044	2.630	0.00100 U	0.0010 U	2.80	0.0010 U	--	0.00845	0.02450
3/30/21	0.05560	0.000100 U	0.0010 U	1.270	0.00100 U	0.0010 U	4.74	0.0010 U	--	0.00933	0.03480

Gude Landfill
Monitoring Location MW-10 - Total Metals

Printed 12/10/21

	Manganese, total (mg/L)	Mercury, total (mg/L)	Nickel, total (mg/L)	Potassium, total (mg/L)	Selenium, total (mg/L)	Silver, total (mg/L)	Sodium, total (mg/L)	Thallium, total (mg/L)	Tin, total (mg/L)	Vanadium, total (mg/L)	Zinc, total (mg/L)
9/8/21	0.08650	0.000100 U	0.0066	1.830	0.00100 U	0.0010 U	7.76	0.0010 U	--	0.01280	0.02840

Gude Landfill

Printed 12/10/21

Monitoring Location MW-10 - Volatile Organic Compounds

	1,1,1,2-Tetrachloroethane (ug/L)	1,1,1-Trichloroethane (ug/L)	1,1,1,2,2-Tetrachloroethane (ug/L)	1,1,1,2-Trichloroethane (ug/L)	1,1-Dichloroethane (ug/L)	1,1-Dichloroethene (ug/L)	1,1-Dichloropropene (ug/L)	1,2,3-Trichloropropane (ug/L)	1,2-Dibromo-3-chloropropane (ug/L)	1,2-Dibromoethane (ug/L)	1,2-Dichlorobenzene (ug/L)	1,2-Dichloroethane (ug/L)	1,2-Dichloropropane (ug/L)	1,3-Dichloropropane (ug/L)	1,4-Dichlorobenzene (ug/L)
MCL/ GWPS	200			5		7			0.2	0.05	600		5	5	75
8/2/10	1.00 U	1.00 U	1.00 U	1.00 U	1.00 U	1.00 U	1.00 U	1.00 U	10.00 U	1.00 U	1.00 U	1.00 U	1.00 U	1.00 U	1.00 U
9/23/10	2.00 U	2.00 U	2.00 U	2.00 U	2.00 U	2.00 U	2.00 U	2.00 U	2.00 U	2.00 U	2.00 U	2.00 U	2.00 U	2.00 U	2.00 U
4/26/11	1.00 U	1.00 U	1.00 U	1.00 U	1.00 U	1.00 U	--	1.00 U	1.00 U	1.00 U	1.00 U	1.00 U	1.00 U	--	1.00 U
9/8/11	1.00 U	1.00 U	1.00 U	1.00 U	1.00 U	1.00 U	--	1.00 U	1.00 U	1.00 U	1.00 U	1.00 U	1.00 U	1.00 U	1.00 U
3/8/12	1.00 U	1.00 U	1.00 U	1.00 U	1.00 U	1.00 U	--	1.00 U	1.00 U	1.00 U	1.00 U	1.00 U	1.00 U	1.00 U	1.00 U
9/12/12	1.00 U	1.00 U	1.00 U	1.00 U	1.00 U	1.00 U	1.00 U	1.00 U	1.00 U	1.00 U	1.00 U	1.00 U	1.00 U	1.00 U	1.00 U
4/1/13	1.00 U	1.00 U	1.00 U	1.00 U	1.00 U	1.00 U	1.00 U	1.00 U	1.00 U	1.00 U	1.00 U	1.00 U	1.00 U	1.00 U	1.00 U
9/24/13	1.00 U	1.00 U	1.00 U	1.00 U	1.00 U	1.00 U	1.00 U	1.00 U	1.00 U	1.00 U	1.00 U	1.00 U	1.00 U	1.00 U	1.00 U
3/13/14	1.00 U	1.00 U	1.00 U	1.00 U	1.00 U	1.00 U	1.00 U	1.00 U	1.00 U	1.00 U	--	1.00 U	1.00 U	1.00 U	1.00 U
9/10/14	1.00 U	1.00 U	1.00 U	1.00 U	1.00 U	1.00 U	1.00 U	1.00 U	1.00 U	1.00 U	1.00 U	1.00 U	1.00 U	1.00 U	1.00 U
3/24/15	1.00 U	1.00 U	1.00 U	1.00 U	1.00 U	1.00 U	1.00 U	1.00 U	1.00 U	1.00 U	1.00 U	1.00 U	1.00 U	1.00 U	1.00 U
9/8/15	1.00 U	1.00 U	1.00 U	1.00 U	1.00 U	1.00 U	1.00 U	1.00 U	1.00 U	1.00 U	1.00 U	1.00 U	1.00 U	1.00 U	1.00 U
3/23/16	1.00 U	1.00 U	1.00 U	1.00 U	1.00 U	1.00 U	1.00 U	1.00 U	1.00 U	1.00 U	1.00 U	1.00 U	1.00 U	1.00 U	1.00 U
9/6/16	1.00 U	1.00 U	1.00 U	1.00 U	1.00 U	1.00 U	1.00 U	1.00 U	1.00 U	1.00 U	1.00 U	1.00 U	1.00 U	1.00 U	1.00 U
3/9/17	1.00 U	1.00 U	1.00 U	1.00 U	1.00 U	1.00 U	1.00 U	1.00 U	1.00 U	1.00 U	1.00 U	1.00 U	1.00 U	1.00 U	1.00 U
9/19/17	1.00 U	1.00 U	1.00 U	1.00 U	1.00 U	1.00 U	1.00 U	1.00 U	1.00 U	1.00 U	1.00 U	1.00 U	1.00 U	1.00 U	1.00 U
4/5/18	1.00 U	1.00 U	1.00 U	1.00 U	1.00 U	1.00 U	1.00 U	1.00 U	1.00 U	1.00 U	1.00 U	1.00 U	1.00 U	1.00 U	1.00 U
9/12/18	1.00 U	1.00 U	1.00 U	1.00 U	1.00 U	1.00 U	1.00 U	1.00 U	1.00 U	1.00 U	1.00 U	1.00 U	1.00 U	1.00 U	1.00 U
4/19/19	1.00 U	1.00 U	1.00 U	1.00 U	1.00 U	1.00 U	1.00 U	1.00 U	1.00 U	1.00 U	1.00 U	1.00 U	1.00 U	1.00 U	1.00 U
8/9/19	1.00 U	1.00 U	1.00 U	1.00 U	1.00 U	1.00 U	1.00 U	1.00 U	1.00 U	1.00 U	1.00 U	1.00 U	1.00 U	1.00 U	1.00 U

Gude Landfill

Printed 12/10/21

Monitoring Location MW-10 - Volatile Organic Compounds

	1,1,1,2-Tetrachloroethane (ug/L)	1,1,1-Trichloroethane (ug/L)	1,1,1,2,2-Tetrachloroethane (ug/L)	1,1,2-Trichloroethane (ug/L)	1,1-Dichloroethane (ug/L)	1,1-Dichloroethane (ug/L)	1,1-Dichloropropene (ug/L)	1,2,3-Trichloropropane (ug/L)	1,2-Dibromo-3-chloropropane (ug/L)	1,2-Dibromoethane (ug/L)	1,2-Dichlorobenzene (ug/L)	1,2-Dichloroethane (ug/L)	1,2-Dichloropropane (ug/L)	1,3-Dichloropropane (ug/L)	1,4-Dichlorobenzene (ug/L)
3/16/20	1.00 U	1.00 U	1.00 U	1.00 U	1.00 U	1.00 U	1.00 U	1.00 U	1.00 U	1.00 U	1.00 U	1.00 U	1.00 U	1.00 U	1.00 U
8/6/20	1.00 U	1.00 U	1.00 U	1.00 U	1.00 U	1.00 U	1.00 U	1.00 U	0.05 U	0.02 U	1.00 U	1.00 U	1.00 U	1.00 U	1.00 U
3/30/21	1.00 U	1.00 U	1.00 U	1.00 U	1.00 U	1.00 U	1.00 U	1.00 U	0.05 U	0.02 U	1.00 U	1.00 U	1.00 U	1.00 U	1.00 U
9/8/21	1.00 U	1.00 U	1.00 U	1.00 U	1.00 U	1.00 U	1.00 U	1.00 U	0.05 U	0.02 U	1.00 U	1.00 U	1.00 U	1.00 U	1.00 U

Gude Landfill
Monitoring Location MW-10 - Volatile Organic Compounds

Printed 12/10/21

	2,2-Dichloropropane (ug/L)	2-Butanone (ug/L)	2-Hexanone (ug/L)	4-Methyl-2-Pentanone (ug/L)	Acetone (ug/L)	Acrylonitrile (ug/L)	Benzene (ug/L)	Bromochloromethane (ug/L)	Bromodichloromethane (ug/L)	Bromoform (ug/L)	Bromomethane (ug/L)	Carbon Disulfide (ug/L)	Carbon Tetrachloride (ug/L)	Chlorobenzene (ug/L)	Chloroethane (ug/L)
MCL/ GWPS							5		80	80			5	100	
8/2/10	1.00 U	10.00 U	5.00 U	5.00 U	5.00 U	10.00 U	1.00 U	1.00 U	1.00 U	5.00 U	1.00 U	1.00 U	1.00 U	1.00 U	1.00 U
9/23/10	2.00 U	2.00 U	2.00 U	2.00 U	2.00 U	2.00 U	2.00 U	2.00 U	2.00 U	2.00 U	2.00 U	5.00 U	2.00 U	2.00 U	2.00 U
4/26/11	--	5.00 U	5.00 U	5.00 U	24.00	5.00 U	1.00 U	1.00 U	1.00 U	1.00 U	1.00 U	1.00 U	1.00 U	1.00 U	1.00 U
9/8/11	--	5.00 U	5.00 U	5.00 U	5.00 U	5.00 U	1.00 U	1.00 U	1.00 U	1.00 U	1.00 U	1.00 U	1.00 U	1.00 U	1.00 U
3/8/12	--	5.00 U	5.00 U	5.00 U	5.00 U	5.00 U	1.00 U	1.00 U	1.00 U	1.00 U	1.00 U	1.00 U	1.00 U	1.00 U	1.00 U
9/12/12	1.00 U	5.00 U	5.00 U	5.00 U	5.00 U	5.00 U	1.00 U	1.00 U	1.00 U	1.00 U	1.00 U	5.00 U	1.00 U	1.00 U	1.00 U
4/1/13	1.00 U	5.00 U	5.00 U	5.00 U	5.00 U	5.00 U	1.00 U	1.00 U	1.00 U	1.00 U	1.00 U	5.00 U	1.00 U	1.00 U	1.00 U
9/24/13	1.00 U	5.00 U	5.00 U	5.00 U	5.00 U	5.00 U	1.00 U	1.00 U	1.00 U	1.00 U	1.00 U	5.00 U	1.00 U	1.00 U	1.00 U
3/13/14	1.00 U	5.00 U	5.00 U	5.00 U	5.00 U	5.00 U	1.00 U	--	1.00 U	1.00 U	1.00 U	5.00 U	1.00 U	1.00 U	1.00 U
9/10/14	1.00 U	5.00 U	5.00 U	5.00 U	5.00 U	5.00 U	1.00 U	1.00 U	1.00 U	1.00 U	1.00 U	5.00 U	1.00 U	1.00 U	1.00 U
3/24/15	1.00 U	5.00 U	5.00 U	5.00 U	5.00 U	5.00 U	1.00 U	1.00 U	1.00 U	1.00 U	1.00 U	5.00 U	1.00 U	1.00 U	1.00 U
9/8/15	1.00 U	5.00 U	5.00 U	5.00 U	5.00 U	5.00 U	1.00 U	1.00 U	1.00 U	1.00 U	1.00 U	5.00 U	1.00 U	1.00 U	1.00 U
3/23/16	1.00 U	5.00 U	5.00 U	5.00 U	5.00 U	5.00 U	1.00 U	1.00 U	1.00 U	1.00 U	1.00 U	5.00 U	1.00 U	1.00 U	1.00 U
9/6/16	1.00 U	5.00 U	5.00 U	5.00 U	5.00 U	5.00 U	1.00 U	1.00 U	1.00 U	1.00 U	1.00 U	5.00 U	1.00 U	1.00 U	1.00 U
3/9/17	1.00 U	5.00 U	5.00 U	5.00 U	5.00 U	5.00 U	1.00 U	1.00 U	1.00 U	1.00 U	1.00 U	5.00 U	1.00 U	1.00 U	1.00 U
9/19/17	1.00 U	5.00 U	5.00 U	5.00 U	5.00 U	5.00 U	1.00 U	1.00 U	1.00 U	1.00 U	1.00 U	5.00 U	1.00 U	1.00 U	1.00 U
4/5/18	1.00 U	5.00 U	5.00 U	5.00 U	5.00 U	5.00 U	1.00 U	1.00 U	1.00 U	1.00 U	1.00 U	5.00 U	1.00 U	1.00 U	1.00 U
9/12/18	1.00 U	5.00 U	5.00 U	5.00 U	5.00 U	5.00 U	1.00 U	1.00 U	1.00 U	1.00 U	1.00 U	5.00 U	1.00 U	1.00 U	1.00 U
4/19/19	1.00 U	5.00 U	5.00 U	5.00 U	5.00 U	5.00 U	1.00 U	1.00 U	1.00 U	1.00 U	1.00 U	1.00 U	1.00 U	1.00 U	1.00 U
8/9/19	1.00 U	5.00 U	5.00 U	5.00 U	5.00 U	5.00 U	1.00 U	1.00 U	1.00 U	1.00 U	1.00 U	1.00 U	1.00 U	1.00 U	1.00 U

Shaded concentrations represent MCL/GWPS exceedances

Printed on Recycled Paper

Gude Landfill
Monitoring Location MW-10 - Volatile Organic Compounds

Printed 12/10/21

	2,2-Dichloropropane (ug/L)	2-Butanone (ug/L)	2-Hexanone (ug/L)	4-Methyl-2-Pentanone (ug/L)	Acetone (ug/L)	Acrylonitrile (ug/L)	Benzene (ug/L)	Bromochloromethane (ug/L)	Bromodichloromethane (ug/L)	Bromoform (ug/L)	Bromomethane (ug/L)	Carbon Disulfide (ug/L)	Carbon Tetrachloride (ug/L)	Chlorobenzene (ug/L)	Chloroethane (ug/L)
3/16/20	1.00 U	5.00 U	5.00 U	5.00 U	5.00 U	5.00 U	1.00 U	1.00 U	1.00 U	1.00 U	1.00 U	1.00 U	1.00 U	1.00 U	1.00 U
8/6/20	1.00 U	5.00 U	5.00 U	5.00 U	5.00 U	5.00 U	1.00 U	1.00 U	1.00 U	1.00 U	1.00 U	1.00 U	1.00 U	1.00 U	1.00 U
3/30/21	1.00 U	5.00 U	5.00 U	5.00 U	5.00 U	5.00 U	1.00 U	1.00 U	1.00 U	1.00 U	1.00 U	1.00 U	1.00 U	1.00 U	1.00 U
9/8/21	1.00 U	5.00 U	5.00 U	5.00 U	5.00 U	5.00 U	1.00 U	1.00 U	1.00 U	1.00 U	1.00 U	1.00 U	1.00 U	1.00 U	1.00 U

Gude Landfill

Printed 12/10/21

Monitoring Location MW-10 - Volatile Organic Compounds

	Chloroform (ug/L)	Chloromethane (ug/L)	cis-1,2-Dichloroethene (ug/L)	cis-1,3-Dichloropropene (ug/L)	Dibromochloromethane (ug/L)	Ethylbenzene (ug/L)	m&p-Xylene (ug/L)	Methyl Iodide (ug/L)	Methyl Tertiary Butyl Ether (ug/L)	Methylene Bromide (ug/L)	Methylene Chloride (ug/L)	o-Xylene (ug/L)	Styrene (ug/L)	Tetrachloroethene (ug/L)	Toluene (ug/L)
MCL/ GWPS	80		70		80	700	10000				5	10000	100	5	1000
8/2/10	1.00 U	1.00 U	1.00 U	1.00 U	1.00 U	1.00 U	2.00 U	20.00 U	--	1.00 U	1.00 U	1.00 U	1.00 U	1.00 U	1.00 U
9/23/10	2.00 U	2.00 U	2.00 U	2.00 U	2.00 U	2.00 U	4.00 U	2.00 U	2.00 U	2.00 U	2.00 U	2.00 U	2.00 U	2.00 U	2.00 U
4/26/11	1.00 U	5.20	1.00 U	1.00 U	1.00 U	1.00 U	--	1.00 U	2.00 U	1.00 U	1.00 U	--	1.00 U	1.00 U	1.00 U
9/8/11	1.00 U	1.00 U	1.00 U	1.00 U	1.00 U	1.00 U	--	1.00 U	2.00 U	1.00 U	1.00 U	--	1.00 U	1.00 U	1.00 U
3/8/12	1.00 U	1.00 U	1.00 U	1.00 U	1.00 U	1.00 U	--	1.00 U	1.00 U	1.00 U	1.00 U	--	1.00 U	1.00 U	1.00 U
9/12/12	1.00 U	1.00 U	1.00 U	1.00 U	1.00 U	1.00 U	2.00 U	5.00 U	5.00 U	1.00 U	1.00 U	1.00 U	1.00 U	1.00 U	1.00 U
4/1/13	1.00 U	1.00 U	1.00 U	1.00 U	1.00 U	1.00 U	2.00 U	5.00 U	5.00 U	1.00 U	1.00 U	1.00 U	1.00 U	1.00 U	1.00 U
9/24/13	1.00 U	1.00 U	1.00 U	1.00 U	1.00 U	1.00 U	2.00 U	5.00 U	5.00 U	1.00 U	1.00 U	1.00 U	1.00 U	1.00 U	1.00 U
3/13/14	1.00 U	1.00 U	1.00 U	1.00 U	1.00 U	1.00 U	2.00 U	5.00 U	5.00 U	1.00 U	1.00 U	1.00 U	1.00 U	1.00 U	1.00 U
9/10/14	1.00 U	1.00 U	1.00 U	1.00 U	1.00 U	1.00 U	2.00 U	5.00 U	5.00 U	1.00 U	1.00 U	1.00 U	1.00 U	1.99	1.00 U
3/24/15	1.00 U	1.00 U	1.00 U	1.00 U	1.00 U	1.00 U	2.00 U	5.00 U	5.00 U	1.00 U	1.00 U	1.00 U	1.00 U	1.00 U	1.00 U
9/8/15	1.00 U	1.00 U	1.00 U	1.00 U	1.00 U	1.00 U	2.00 U	5.00 U	5.00 U	1.00 U	1.00 U	1.00 U	1.00 U	1.00 U	1.00 U
3/23/16	1.00 U	1.00 U	1.00 U	1.00 U	1.00 U	1.00 U	2.00 U	5.00 U	5.00 U	1.00 U	1.00 U	1.00 U	1.00 U	1.00 U	1.00 U
9/6/16	1.00 U	1.00 U	1.00 U	1.00 U	1.00 U	1.00 U	2.00 U	5.00 U	5.00 U	1.00 U	1.00 U	1.00 U	1.00 U	1.00 U	1.00 U
3/9/17	1.00 U	1.00 U	1.00 U	1.00 U	1.00 U	1.00 U	2.00 U	5.00 U	5.00 U	1.00 U	1.00 U	1.00 U	1.00 U	1.00 U	1.00 U
9/19/17	1.00 U	1.00 U	1.00 U	1.00 U	1.00 U	1.00 U	2.00 U	5.00 U	5.00 U	1.00 U	1.00 U	1.00 U	1.00 U	1.00 U	1.00 U
4/5/18	1.00 U	1.00 U	1.00 U	1.00 U	1.00 U	1.00 U	2.00 U	5.00 U	5.00 U	1.00 U	1.00 U	1.00 U	1.00 U	1.00 U	1.00 U
9/12/18	1.00 U	1.00 U	1.00 U	1.00 U	1.00 U	1.00 U	2.00 U	5.00 U	5.00 U	1.00 U	1.00 U	1.00 U	1.00 U	1.00 U	1.00 U
4/19/19	1.00 U	1.00 U	1.00 U	1.00 U	1.00 U	1.00 U	1.00 U	1.00 U	1.00 U	1.00 U	1.00 U	1.00 U	1.00 U	1.00 U	1.00 U
8/9/19	1.00 U	1.00 U	1.00 U	1.00 U	1.00 U	1.00 U	1.00 U	1.00 U	1.00 U	1.00 U	1.00 U	1.00 U	1.00 U	1.00 U	1.00 U

Gude Landfill

Printed 12/10/21

Monitoring Location MW-10 - Volatile Organic Compounds

	Chloroform (ug/L)	Chloromethane (ug/L)	cis-1,2-Dichloroethene (ug/L)	cis-1,3-Dichloropropene (ug/L)	Dibromochloromethane (ug/L)	Ethylbenzene (ug/L)	m&p-Xylene (ug/L)	Methyl Iodide (ug/L)	Methyl Tertiary Butyl Ether (ug/L)	Methylene Bromide (ug/L)	Methylene Chloride (ug/L)	o-Xylene (ug/L)	Styrene (ug/L)	Tetrachloroethene (ug/L)	Toluene (ug/L)
3/16/20	1.00 U	1.00 U	1.00 U	1.00 U	1.00 U	1.00 U	1.00 U	1.00 U	1.00 U	1.00 U	1.00 U	1.00 U	1.00 U	1.00 U	1.00 U
8/6/20	1.00 U	1.00 U	1.00 U	1.00 U	1.00 U	1.00 U	1.00 U	1.00 U	1.00 U	1.00 U	1.00 U	1.00 U	1.00 U	1.00 U	1.00 U
3/30/21	1.00 U	1.00 U	1.00 U	1.00 U	1.00 U	1.00 U	1.00 U	1.00 U	1.00 U	1.00 U	1.00 U	1.00 U	1.00 U	1.00 U	1.00 U
9/8/21	1.00 U	1.00 U	1.00 U	1.00 U	1.00 U	1.00 U	1.00 U	1.00 U	1.00 U	1.00 U	1.00 U	1.00 U	1.00 U	1.00 U	1.00 U

Gude Landfill

Printed 12/10/21

Monitoring Location MW-10 - Volatile Organic Compounds

	trans-1,2-Dichloroethene (ug/L)	trans-1,3-Dichloropropene (ug/L)	trans-1,4-Dichloro-2-butene (ug/L)	Trichloroethene (ug/L)	Trichlorofluoromethane (ug/L)	Vinyl Acetate (ug/L)	Vinyl Chloride (ug/L)	Xylene (ug/L)
MCL/ GWPS	100			5			2	10000
8/2/10	1.00 U	1.00 U	5.00 U	1.00 U	1.00 U	1.00 U	1.00 U	--
9/23/10	2.00 U	2.00 U	2.00 U	2.00 U	2.00 U	2.00 U	2.00 U	--
4/26/11	1.00 U	1.00 U	5.00 U	1.00 U	1.00 U	1.00 U	1.00 U	1.00 U
9/8/11	1.00 U	1.00 U	5.00 U	1.00 U	1.00 U	1.00 U	1.00 U	1.00 U
3/8/12	1.00 U	1.00 U	5.00 U	1.00 U	1.00 U	1.00 U	1.00 U	1.00 U
9/12/12	1.00 U	1.00 U	5.00 U	1.00 U	1.00 U	5.00 U	1.00 U	--
4/1/13	1.00 U	1.00 U	5.00 U	1.00 U	1.00 U	5.00 U	1.00 U	--
9/24/13	1.00 U	1.00 U	5.00 U	1.00 U	1.00 U	5.00 U	1.00 U	--
3/13/14	1.00 U	1.00 U	5.00 U	1.00 U	1.00 U	5.00 U	1.00 U	--
9/10/14	1.00 U	1.00 U	5.00 U	1.00 U	1.00 U	5.00 U	1.00 U	--
3/24/15	1.00 U	1.00 U	5.00 U	1.00 U	1.00 U	5.00 U	1.00 U	--
9/8/15	1.00 U	1.00 U	5.00 U	1.00 U	1.00 U	5.00 U	1.00 U	--
3/23/16	1.00 U	1.00 U	5.00 U	1.00 U	1.00 U	5.00 U	1.00 U	--
9/6/16	1.00 U	1.00 U	5.00 U	1.00 U	1.00 U	5.00 U	1.00 U	--
3/9/17	1.00 U	1.00 U	5.00 U	1.00 U	1.00 U	5.00 U	1.00 U	--
9/19/17	1.00 U	1.00 U	5.00 U	1.00 U	1.00 U	5.00 U	1.00 U	--
4/5/18	1.00 U	1.00 U	5.00 U	1.00 U	1.00 U	5.00 U	1.00 U	--
9/12/18	1.00 U	1.00 U	5.00 U	1.00 U	1.00 U	5.00 U	1.00 U	--
4/19/19	1.00 U	1.00 U	1.00 U	1.00 U	1.00 U	1.00 U	1.00 U	--
8/9/19	1.00 U	1.00 U	1.00 U	1.00 U	1.00 U	1.00 U	1.00 U	--

Gude Landfill

Printed 12/10/21

Monitoring Location MW-10 - Volatile Organic Compounds

	trans-1,2-Dichloroethene (ug/L)	trans-1,3-Dichloropropene (ug/L)	trans-1,4-Dichloro-2-butene (ug/L)	Trichloroethene (ug/L)	Trichlorofluoromethane (ug/L)	Vinyl Acetate (ug/L)	Vinyl Chloride (ug/L)	Xylene (ug/L)
3/16/20	1.00 U	1.00 U	1.00 U	1.00 U	1.00 U	1.00 U	1.00 U	--
8/6/20	1.00 U	1.00 U	1.00 U	1.00 U	1.00 U	1.00 U	1.00 U	--
3/30/21	1.00 U	1.00 U	1.00 U	1.00 U	1.00 U	1.00 U	1.00 U	--
9/8/21	1.00 U	1.00 U	1.00 U	1.00 U	1.00 U	1.00 U	1.00 U	--

Gude Landfill
Monitoring Location MW-11A - General Parameters

Printed 12/10/21

	Alkalinity (mg/L)	Ammonia Nitrogen (mg/L)	Chemical Oxygen Demand (mg/L)	Chloride (mg/L)	Cyanide, Total (mg/L)	Dissolved Oxygen, Field (mg/L)	Hardness (mg/L)	Nitrate (mg/L)	Nitrate+Nitrite (mg/L)	Nitrite (mg/L)	ORP, Field (mV)	pH, Field (SU)	pH, Lab (SU)	Specific Conductivity, Field (uS/cm)
MCL/ GWPS					0.2			10		1				
8/2/10	--	--	--	--	0.050 U	--	--	--	--	--	--	--	--	--
9/23/10	50.0	0.20 U	10.0 U	4.2200	--	--	90.0	1.4774	1.49	0.01 J	--	--	--	--
4/26/11	27.0	0.20 U	10.0 U	10.9000 J	--	--	36.0	1.1000	1.15	0.05 U	--	--	--	--
9/8/11	40.0	0.20 U	10.0 U	4.5200	--	--	54.0	1.9400	1.99	0.05 U	--	--	--	--
3/8/12	33.0	0.20 U	10.0 U	4.1700	--	--	52.0	1.2900	1.34	0.05 U	--	--	--	--
9/12/12	37.0	0.20 U	10.0 U	5.1000	--	--	80.0	2.2500	2.30	0.05 U	--	--	--	--
4/1/13	29.0	0.20 U	10.0 U	4.9900	--	5.55	46.0	1.8700	1.88	0.05 U	472.0	5.78	--	111.2
9/24/13	33.0	0.20 U	10.0 U	5.1400	--	4.17	60.0	2.5700	2.58	0.05 U	437.0	5.72	--	111.7
3/13/14	16.2	0.20 U	10.0 U	4.2100	--	8.06	200.0	1.0900	--	--	489.0	5.54	--	76.9
9/10/14	31.0	0.20 U	10.0 U	4.9700	--	6.29	58.0	2.3400	2.35	0.05 U	409.0	5.76	--	101.0
3/24/15	23.0	0.20 U	10.0 U	4.8700	--	7.67	44.0	1.2200	1.27	0.05 U	306.0	5.70	--	57.4
9/8/15	37.0	0.20 U	10.0 U	7.0200	--	--	54.0	3.5700	3.58	0.05 U	360.0	5.53	--	125.8
3/23/16	25.0	0.20 U	10.0 U	6.5600	--	5.86	88.0	1.9900	2.04	0.05 U	399.0	5.80	--	97.4
9/6/16	33.0	0.20 U	10.0 U	7.7100	--	3.64	84.0	3.4100	3.42	0.05 U	426.0	5.51	--	119.1
3/9/17	35.0	0.20 U	10.0 U	7.9800	--	--	70.0	3.3000	3.31	0.05 U	452.0	5.39	--	111.9
9/18/17	30.0	0.20 U	10.0 U	7.1500	--	5.37	52.0	3.2900	3.30	0.05 U	446.0	5.65	--	117.5
4/5/18	22.7	0.20 U	10.0 U	6.7100	--	--	44.4	2.2500	2.26	0.05 U	280.0	5.68	--	63.0
9/12/18	16.1	0.20 U	10.0 U	4.8500	--	--	32.2	1.5700	1.58	0.05 U	271.0	5.39	--	76.8
4/17/19	18.3	0.10 U	11.0	6.2000	--	3.63	28.7	1.2000	--	--	155.7	6.27	5.91	257.1

Gude Landfill
Monitoring Location MW-11A - General Parameters

Printed 12/10/21

	Alkalinity (mg/L)	Ammonia Nitrogen (mg/L)	Chemical Oxygen Demand (mg/L)	Chloride (mg/L)	Cyanide, Total (mg/L)	Dissolved Oxygen, Field (mg/L)	Hardness (mg/L)	Nitrate (mg/L)	Nitrate+Nitrite (mg/L)	Nitrite (mg/L)	ORP, Field (mV)	pH, Field (SU)	pH, Lab (SU)	Specific Conductivity, Field (uS/cm)
8/8/19	22.6	0.10 U	10.2	23.9000	--	6.86	42.0	5.1000	--	--	239.3	5.23	5.84	0.1
3/16/20	19.0	0.31	3.0 U	20.3000	--	6.14	63.5	1.4400	--	--	201.9	5.29	5.80	157.3
8/6/20	13.9	0.10 U	3.0 U	25.9000	--	6.29	71.6	2.5300	--	--	205.1	5.44	5.45	159.1
3/30/21	30.0	0.10 U	3.0 U	14.2000	--	5.38	43.8	1.3400	--	--	215.3	5.49	5.78	93.9
9/8/21	30.5	0.05 U	27.9	23.6000	--	5.27	70.1	2.9500	--	--	191.4	5.45	5.53	177.0

Gude Landfill

Monitoring Location MW-11A - General Parameters

	Specific Conductivity, Lab (umhos/cm)	Sulfate, total (mg/L)	Sulfide (mg/L)	Temperature, field (°C)	Total Dissolved Solids (mg/L)	Total Suspended Solids (mg/L)	Turbidity (NTU)	Turbidity, Field (NTU)
MCL/ GWPS								
8/2/10	--	--	0.0 U	--	--	--	--	--
9/23/10	--	7.07	--	--	108.0	--	4880.000	--
4/26/11	--	6.28	--	--	72.0	--	1600.000	--
9/8/11	--	5.94	--	--	96.0	--	--	--
3/8/12	--	5.83	--	--	64.0	--	--	--
9/12/12	--	5.76	--	--	108.0	--	--	--
4/1/13	--	6.22	--	14.3	176.0	--	--	766.00
9/24/13	--	5.93	--	14.2	116.0	--	--	1272.00
3/13/14	--	6.78	--	11.8	87.0	--	--	607.00
9/10/14	--	6.37	--	14.8	78.0	--	--	630.00
3/24/15	--	6.75	--	7.8	50.0	--	--	46.00
9/8/15	--	5.37	--	22.8	10.0	--	--	86.30
3/23/16	--	5.79	--	22.4	86.0	--	--	17.50
9/6/16	--	5.35	--	23.1	118.0	--	--	39.90
3/9/17	--	4.90	--	19.5	124.0	--	--	47.90
9/18/17	--	6.52	--	19.2	91.0	--	--	34.50
4/5/18	--	6.48	--	9.5	90.0	--	--	21.00
9/12/18	--	6.48	--	16.2	59.0	--	--	63.70
4/17/19	78.5	6.90	--	13.4	68.0	187.0	16.200	5.90

Gude Landfill

Monitoring Location MW-11A - General Parameters

	Specific Conductivity, Lab (umhos/cm)	Sulfate, total (mg/L)	Sulfide (mg/L)	Temperature, field (°C)	Total Dissolved Solids (mg/L)	Total Suspended Solids (mg/L)	Turbidity (NTU)	Turbidity, Field (NTU)
8/8/19	135.0	2.40	--	17.0	111.0	14.0	24.900	32.00
3/16/20	129.0	5.50	--	16.9	114.0	229.0	169.000	78.40
8/6/20	175.0	6.30	--	17.0	133.0	347.0	196.000	22.10
3/30/21	103.0	6.00	--	15.9	77.5	904.0	102.000	216.00
9/8/21	183.0	7.40	--	21.2	151.0	157.0	94.500	71.50

Gude Landfill
Monitoring Location MW-11A - Dissolved Metals

Printed 12/10/21

	Antimony, dissolved (mg/L)	Arsenic, dissolved (mg/L)	Barium, dissolved (mg/L)	Beryllium, dissolved (mg/L)	Cadmium, dissolved (mg/L)	Calcium, dissolved (mg/L)	Chromium, dissolved (mg/L)	Cobalt, dissolved (mg/L)	Copper, dissolved (mg/L)	Iron, dissolved (mg/L)	Lead, dissolved (mg/L)	Magnesium, dissolved (mg/L)	Manganese, dissolved (mg/L)	Mercury, dissolved (mg/L)
MCL/ GWPS	0.006	0.01	2	0.004	0.005		0.1				0.015			0.002
4/26/11	0.005 U	0.005 U	0.026	0.005 U	0.005 U	9.0	0.01 U	0.01 U	0.005 U	0.5 U	0.005 U	3.3	0.029	0.0002 U
9/8/11	--	--	--	--	--	--	--	--	--	--	--	--	--	--
3/8/12	0.005 U	0.005 U	0.026	0.005 U	0.005 U	9.8	0.01 U	0.01 U	0.005 U	0.2 U	0.005 U	3.6	0.015	0.0002 U
9/12/12	0.005 U	0.005 U	0.036	0.005 U	0.005 U	14.6	0.01 U	0.01 U	0.005 U	0.2 U	0.005 U	5.2	0.020	0.0002 U
4/1/13	0.005 U	0.005 U	0.026	0.005 U	0.005 U	11.6	0.01 U	0.01 U	0.013	0.2 U	0.005 U	4.0	0.018	0.0002 U
9/24/13	0.005 U	0.005 U	0.034	0.005 U	0.005 U	13.8	0.01 U	0.01 U	0.005 U	0.2 U	0.005 U	5.4	0.018	0.0002 U
3/13/14	0.005 U	0.005 U	0.024	0.005 U	0.005 U	8.3	0.01 U	0.01 U	0.005 U	0.2 U	0.005 U	3.6	0.010	0.0002 U
9/10/14	0.005 U	0.005 U	0.033	0.005 U	0.005 U	11.9	0.01 U	0.01 U	0.005 U	0.2 U	0.005 U	4.3	0.008	0.0002 U
3/24/15	0.002 U	0.002 U	0.016	0.002 U	0.004 U	5.9	0.01 U	0.01 U	0.010 U	0.0 U	0.002 U	2.2	0.007	0.0002 U
9/8/15	0.001 U	0.001 U	0.033	0.001 U	0.001 U	13.0	0.01 U	0.01 U	0.005 U	0.0 U	0.001 U	4.8	0.027	0.0002 U
3/23/16	0.002 U	0.002 U	0.023	0.002 U	0.002 U	7.9	0.00 U	0.00 U	0.002 U	0.2 U	0.002 U	2.8	0.008	0.0002 U
9/6/16	0.002 U	0.002 U	0.035	0.002 U	0.002 U	12.2	0.00 U	0.00 U	0.002 U	0.2 U	0.002 U	4.6	0.007	0.0002 U
3/9/17	0.002 U	0.002 U	0.035	0.002 U	0.002 U	12.0	0.00 U	0.00 U	0.002 U	0.2 U	0.002 U	4.4	0.008	0.0002 U
9/18/17	0.002 U	0.002 U	0.031	0.002 U	0.002 U	11.8	0.00 U	0.00 U	0.002 U	0.2 U	0.002 U	4.3	0.006	0.0002 U
4/5/18	0.002 U	0.002 U	0.025	0.002 U	0.002 U	9.1	0.00 U	0.00 U	0.002 U	0.1 U	0.002 U	3.3	0.019	0.0002 U
9/12/18	0.002 U	0.002 U	0.020	0.002 U	0.002 U	39.0	0.00 U	0.00 U	0.002 U	0.1	0.002 U	22.3	0.003	0.0002 U

Gude Landfill

Printed 12/10/21

Monitoring Location MW-11A - Dissolved Metals

	Nickel, dissolved (mg/L)	Potassium, dissolved (mg/L)	Selenium, dissolved (mg/L)	Silver, dissolved (mg/L)	Sodium, dissolved (mg/L)	Thallium, dissolved (mg/L)	Vanadium, dissolved (mg/L)	Zinc, dissolved (mg/L)
MCL/ GWPS			0.05			0.002		
4/26/11	0.01 U	0.7	0.005 U	0.01 U	4.3	0.005 U	0.01 U	0.005
9/8/11	0.02	--	--	--	--	--	--	--
3/8/12	0.03	0.8	0.005 U	0.01 U	5.2	0.005 U	0.01 U	0.009
9/12/12	0.05	0.9	0.005 U	0.01 U	5.9	0.005 U	0.01 U	0.005
4/1/13	0.03	0.9	0.005 U	0.01 U	8.9	0.005 U	0.01 U	0.005 U
9/24/13	0.05	1.0	0.005 U	0.01 U	6.3	0.005 U	0.01 U	0.007
3/13/14	0.01 U	0.6	0.005 U	0.01 U	4.8	0.005 U	0.01 U	0.007
9/10/14	0.01 U	0.7	0.005 U	0.01 U	4.8	0.005 U	0.01 U	0.005
3/24/15	0.01 U	0.5	0.035 U	0.01 U	3.1	0.002 U	0.01 U	0.010 U
9/8/15	0.01 U	0.8	0.005 U	0.00 U	5.4	0.001 U	0.01 U	0.005 U
3/23/16	0.00 U	0.5	0.002 U	0.00 U	3.4	0.001 U	0.00 U	0.002 U
9/6/16	0.00	0.6	0.002 U	0.00 U	5.0	0.001 U	0.00 U	0.002
3/9/17	0.00	0.6	0.002 U	0.00 U	4.9	0.001 U	0.00 U	0.003
9/18/17	0.00	0.7	0.002 U	0.00 U	4.9	0.001 U	0.00 U	0.007
4/5/18	0.00	0.6	0.002 U	0.00 U	4.1	0.001 U	0.00 U	0.006
9/12/18	0.00 U	2.6	0.002 U	0.00 U	28.3	0.001 U	0.00 U	0.003

Gude Landfill
Monitoring Location MW-11A - Total Metals

Printed 12/10/21

	Antimony, total (mg/L)	Arsenic, total (mg/L)	Barium, total (mg/L)	Beryllium, total (mg/L)	Cadmium, total (mg/L)	Calcium, total (mg/L)	Chromium, total (mg/L)	Cobalt, total (mg/L)	Copper, total (mg/L)	Iron, total (mg/L)	Lead, total (mg/L)	Magnesium, total (mg/L)
MCL/ GWPS	0.006	0.01	2	0.004	0.005		0.1				0.015	
8/2/10	0.0010 U	0.0011	0.0900	0.0010 U	0.0010 U	--	0.0210	0.0086	0.0190	--	0.00490	--
9/23/10	0.0050 U	0.0050 U	0.7490	0.0050 U	0.0050 U	23.40	0.1440	0.0695	0.0825	149.0000	0.04990	66.600
4/26/11	0.0050 U	0.0050 U	0.2740	0.0050 U	0.0050 U	14.80	0.0273	0.0181	0.0260	12.1000	0.01560	11.200
9/8/11	0.0050 U	0.0050 U	0.1480	0.0050 U	0.0050 U	15.10	0.0096	0.0103	0.0135	7.5400	0.01220	8.630
3/8/12	0.0050 U	0.0050 U	0.1380	0.0050 U	0.0050 U	11.40	0.0354	0.0140	0.0452	22.5600	0.00689	11.700
9/12/12	0.0050 U	0.0050 U	0.1830	0.0050 U	0.0050 U	15.80	0.0514	0.0213	0.0409	30.8000	0.01360	13.900
4/1/13	0.0050 U	0.0050 U	0.1110	0.0050 U	0.0050 U	12.50	0.0320	0.0119	0.0321	18.4000	0.00611	9.740
9/24/13	0.0050 U	0.0050 U	0.1850	0.0050 U	0.0050 U	17.30	0.0518	0.0212	0.0460	30.7000	0.01170	16.400
3/13/14	0.0050 U	0.0050 U	0.1580	0.0050 U	0.0050 U	10.90	0.0384	0.0155	0.0413	27.8000	0.00791	12.700
9/10/14	0.0050 U	0.0050 U	0.0830	0.0050 U	0.0050 U	12.90	0.0143	0.0055	0.0156	9.8400	0.00500 U	7.800
3/24/15	0.0020 U	0.0020 U	0.0320	0.0020 U	0.0040 U	7.70	0.0095 J	0.0100 U	0.0051 J	4.7000	0.00150 J	3.600
9/8/15	0.0010 U	0.0010 U	0.0470	0.0010 U	0.0005 U	13.00	0.0050 U	0.0050 U	0.0050 U	3.0000	0.00100 U	5.700
3/23/16	0.0050 U	0.0050 U	0.0396	0.0050 U	0.0050 U	11.00	0.0050 U	0.0050 U	0.0050 U	1.4500	0.00500 U	5.240
9/6/16	0.0020 U	0.0020 U	0.0399	0.0020 U	0.0020 U	12.50	0.0025	0.0020 U	0.0027	0.8400	0.00200 U	4.950
3/9/17	0.0050 U	0.0050 U	0.0553	0.0050 U	0.0050 U	14.90	0.0050 U	0.0050 U	0.0050 U	2.6100	0.00500 U	6.350
9/18/17	0.0050 U	0.0050 U	0.0390	0.0050 U	0.0050 U	13.20	0.0050 U	0.0050 U	0.0079	0.7350	0.00500 U	4.760
4/5/18	0.0050 U	0.0050 U	0.0366	0.0050 U	0.0050 U	11.00	0.0050 U	0.0050 U	0.0082	0.6980	0.00500 U	4.100
9/12/18	0.0050 U	0.0050 U	0.0236	0.0050 U	0.0050 U	7.89	0.0050 U	0.0050 U	0.0050 U	0.9320	0.00500 U	3.050
4/17/19	0.0010 U	0.0010 U	0.0236	0.0010 U	0.0010 U	6.29	0.0035	0.0010 U	0.0023	0.8410	0.00100 U	3.160
8/8/19	0.0010 U	0.0010 U	0.0364	0.0010 U	0.0010 U	9.06	0.0054	0.0010 U	0.0021 B	1.7500	0.00110	4.700
3/16/20	0.0010 U	0.0010 U	0.1100	0.0010 U	0.0010 U	8.40	0.0360	0.0121	0.0156	17.4000	0.00639	10.300
8/6/20	0.0010 U	0.0010 U	0.0929	0.0010 U	0.0010 U	13.30	0.0223	0.0052	0.0098	9.0000	0.00350	9.330
3/30/21	0.0010 U	0.0010 U	0.0622	0.0010 U	0.0010 U	8.71	0.0171	0.0042	0.0081	5.1200	0.00237	5.360

Shaded concentrations represent MCL/GWPS exceedances

Printed on Recycled Paper

Gude Landfill
Monitoring Location MW-11A - Total Metals

Printed 12/10/21

	Antimony, total (mg/L)	Arsenic, total (mg/L)	Barium, total (mg/L)	Beryllium, total (mg/L)	Cadmium, total (mg/L)	Calcium, total (mg/L)	Chromium, total (mg/L)	Cobalt, total (mg/L)	Copper, total (mg/L)	Iron, total (mg/L)	Lead, total (mg/L)	Magnesium, total (mg/L)
9/8/21	0.0010 U	0.0010 U	0.0738	0.0010 U	0.0010 U	14.70	0.0167	0.0035	0.0079	5.7600	0.00210	8.080

Gude Landfill
Monitoring Location MW-11A - Total Metals

Printed 12/10/21

	Manganese, total (mg/L)	Mercury, total (mg/L)	Nickel, total (mg/L)	Potassium, total (mg/L)	Selenium, total (mg/L)	Silver, total (mg/L)	Sodium, total (mg/L)	Thallium, total (mg/L)	Tin, total (mg/L)	Vanadium, total (mg/L)	Zinc, total (mg/L)
MCL/ GWPS		0.002			0.05			0.002			
8/2/10	--	0.000200 U	0.0210	--	0.00100 U	0.0010 U	--	0.0010 U	0.0050 U	0.02300	0.05000
9/23/10	3.47000	0.000200 U	0.1450	27.700	0.00560	0.0050 U	8.49	0.0050 U	--	0.12400	0.33400
4/26/11	0.73800	0.000200 U	0.0277	1.870	0.00500 U	0.0050 U	4.21	0.0050 U	--	0.00930	0.09380
9/8/11	0.31900	0.000200 U	--	1.300	0.00500 U	0.0050 U	5.15	0.0050 U	--	0.00545	0.04930
3/8/12	0.45100	0.000200 U	0.0050 U	4.850	0.00500 U	0.0050 U	4.66	0.0050 U	--	0.04250	0.07880
9/12/12	0.69300	0.000200 U	0.0061	4.820	0.00500 U	0.0050 U	4.57	0.0050 U	--	0.05700	0.10900
4/1/13	0.32600	0.000200 U	0.0050 U	3.640	0.00500 U	0.0050 U	8.24	0.0050 U	--	0.03280	0.06900
9/24/13	0.63300	0.000200 U	0.0050 U	6.810	0.00500 U	0.0050 U	5.31	0.0050 U	--	0.05550	0.12400
3/13/14	0.46400	0.000200 U	0.0360	5.260	0.00500 U	0.0050 U	3.89	0.0050 U	--	0.04240	0.09250
9/10/14	0.16900	0.000200 U	0.0134	2.340	0.00500 U	0.0050 U	4.70	0.0050 U	--	0.01710	0.03400
3/24/15	0.05700	0.000200 U	0.0099 J	1.100	0.03500 U	0.0100 U	3.70	0.0020 U	--	0.00910 J	0.01100
9/8/15	0.00680 J	0.000200 U	0.0100 U	1.200	0.00500 U	0.0010 U	5.30	0.0010 U	--	0.00520	0.01100
3/23/16	0.03640	0.000200 U	0.0050 U	0.975	0.00500 U	0.0050 U	5.38	0.0050 U	--	0.00500 U	0.00945
9/6/16	0.02360	0.000200 U	0.0040	0.802	0.00200 U	0.0020 U	5.01	0.0010 U	--	0.00231	0.00763
3/9/17	0.05000	0.000200 U	0.0067	1.280	0.00500 U	0.0050 U	5.75	0.0050 U	--	0.00500 U	0.01540
9/18/17	0.01720	0.000200 U	0.0050 U	0.960	0.00500 U	0.0050 U	5.03	0.0050 U	--	0.00500 U	0.03270
4/5/18	0.02880	0.000200 U	0.0050 U	0.706	0.00500 U	0.0050 U	4.60	0.0050 U	--	0.00500 U	0.04000
9/12/18	0.01570	0.000200 U	0.0050 U	0.675	0.00500 U	0.0050 U	3.98	0.0050 U	--	0.00500 U	0.00765
4/17/19	0.01930	0.000100 U	0.0032	0.635	0.00100 U	0.0010 U	3.85	0.0010 U	--	0.00219	0.01210
8/8/19	0.02710	0.000100 U	0.0041	0.789	0.00100 U	0.0010 U	4.66	0.0010 U	--	0.00388	0.01050 B
3/16/20	0.32900	0.000100 U	0.0295	3.340	0.00177	0.0010 U	4.10	0.0010 U	--	0.02970	0.06630
8/6/20	0.15200	0.000100 U	0.0234	2.160	0.00138	0.0010 U	6.39	0.0010 U	--	0.01870	0.03650
3/30/21	0.12500	0.000100 U	0.0210	1.290	0.00100 U	0.0010 U	3.53	0.0010 U	--	0.00871	0.02800

Gude Landfill
Monitoring Location MW-11A - Total Metals

Printed 12/10/21

	Manganese, total (mg/L)	Mercury, total (mg/L)	Nickel, total (mg/L)	Potassium, total (mg/L)	Selenium, total (mg/L)	Silver, total (mg/L)	Sodium, total (mg/L)	Thallium, total (mg/L)	Tin, total (mg/L)	Vanadium, total (mg/L)	Zinc, total (mg/L)
9/8/21	0.10400	0.000100 U	0.0172	1.590	0.00100 U	0.0010 U	5.88	0.0010 U	--	0.01140	0.02670

Gude Landfill

Printed 12/10/21

Monitoring Location MW-11A - Volatile Organic Compounds

	1,1,1,2-Tetrachloroethane (ug/L)	1,1,1-Trichloroethane (ug/L)	1,1,1,2,2-Tetrachloroethane (ug/L)	1,1,1,2-Trichloroethane (ug/L)	1,1-Dichloroethane (ug/L)	1,1-Dichloroethene (ug/L)	1,1-Dichloropropene (ug/L)	1,2,3-Trichloropropane (ug/L)	1,2-Dibromo-3-chloropropane (ug/L)	1,2-Dibromoethane (ug/L)	1,2-Dichlorobenzene (ug/L)	1,2-Dichloroethane (ug/L)	1,2-Dichloropropane (ug/L)	1,3-Dichloropropane (ug/L)	1,4-Dichlorobenzene (ug/L)
MCL/ GWPS	200			5		7			0.2	0.05	600		5	5	75
8/2/10	1.00 U	1.00 U	1.00 U	1.00 U	1.00 U	1.00 U	1.00 U	1.00 U	10.00 U	1.00 U	1.00 U	1.00 U	1.00 U	1.00 U	1.00 U
9/23/10	2.00 U	2.00 U	2.00 U	2.00 U	2.00 U	2.00 U	2.00 U	2.00 U	2.00 U	2.00 U	2.00 U	2.00 U	2.00 U	2.00 U	2.00 U
4/26/11	1.00 U	1.00 U	1.00 U	1.00 U	1.00 U	1.00 U	--	1.00 U	1.00 U	1.00 U	1.00 U	1.00 U	1.00 U	--	1.00 U
9/8/11	1.00 U	1.00 U	1.00 U	1.00 U	1.00 U	1.00 U	--	1.00 U	1.00 U	1.00 U	1.00 U	1.00 U	1.00 U	--	1.00 U
3/8/12	1.00 U	1.00 U	1.00 U	1.00 U	1.00 U	1.00 U	--	1.00 U	1.00 U	1.00 U	1.00 U	1.00 U	1.00 U	--	1.00 U
9/12/12	1.00 U	1.00 U	1.00 U	1.00 U	1.00 U	1.00 U	1.00 U	1.00 U	1.00 U	1.00 U	1.00 U	1.00 U	1.00 U	1.00 U	1.00 U
4/1/13	1.00 U	1.00 U	1.00 U	1.00 U	1.00 U	1.00 U	1.00 U	1.00 U	1.00 U	1.00 U	1.00 U	1.00 U	1.00 U	1.00 U	1.00 U
9/24/13	1.00 U	1.00 U	1.00 U	1.00 U	1.00 U	1.00 U	1.00 U	1.00 U	1.00 U	1.00 U	1.00 U	1.00 U	1.00 U	1.00 U	1.00 U
3/13/14	1.00 U	1.00 U	1.00 U	1.00 U	1.00 U	1.00 U	1.00 U	1.00 U	1.00 U	1.00 U	--	1.00 U	1.00 U	1.00 U	1.00 U
9/10/14	1.00 U	1.00 U	1.00 U	1.00 U	2.74	1.00 U	1.00 U	1.00 U	1.00 U	1.00 U	1.00 U	1.00 U	1.00 U	1.00 U	4.64
3/24/15	1.00 U	1.00 U	1.00 U	1.00 U	1.00 U	1.00 U	1.00 U	1.00 U	1.00 U	1.00 U	1.00 U	1.00 U	1.00 U	1.00 U	1.00 U
9/8/15	1.00 U	1.00 U	1.00 U	1.00 U	1.00 U	1.00 U	1.00 U	1.00 U	1.00 U	1.00 U	1.00 U	1.00 U	1.00 U	1.00 U	1.00 U
3/23/16	1.00 U	1.00 U	1.00 U	1.00 U	1.00 U	1.00 U	1.00 U	1.00 U	1.00 U	1.00 U	1.00 U	1.00 U	1.00 U	1.00 U	1.00 U
9/6/16	1.00 U	1.00 U	1.00 U	1.00 U	1.00 U	1.00 U	1.00 U	1.00 U	1.00 U	1.00 U	1.00 U	1.00 U	1.00 U	1.00 U	1.00 U
3/9/17	1.00 U	1.00 U	1.00 U	1.00 U	1.00 U	1.00 U	1.00 U	1.00 U	1.00 U	1.00 U	1.00 U	1.00 U	1.00 U	1.00 U	1.00 U
9/18/17	1.00 U	1.00 U	1.00 U	1.00 U	1.00 U	1.00 U	1.00 U	1.00 U	1.00 U	1.00 U	1.00 U	1.00 U	1.00 U	1.00 U	1.00 U
4/5/18	1.00 U	1.00 U	1.00 U	1.00 U	1.00 U	1.00 U	1.00 U	1.00 U	1.00 U	1.00 U	1.00 U	1.00 U	1.00 U	1.00 U	1.00 U
9/12/18	1.00 U	1.00 U	1.00 U	1.00 U	1.00 U	1.00 U	1.00 U	1.00 U	1.00 U	1.00 U	1.00 U	1.00 U	1.00 U	1.00 U	1.00 U
4/17/19	1.00 U	1.00 U	1.00 U	1.00 U	1.00 U	1.00 U	1.00 U	1.00 U	1.00 U	1.00 U	1.00 U	1.00 U	1.00 U	1.00 U	1.00 U
8/8/19	1.00 U	1.00 U	1.00 U	1.00 U	1.00 U	1.00 U	1.00 U	1.00 U	1.00 U	1.00 U	1.00 U	1.00 U	1.00 U	1.00 U	1.00 U

Gude Landfill
Monitoring Location MW-11A - Volatile Organic Compounds

Printed 12/10/21

	1,1,1,2-Tetrachloroethane (ug/L)	1,1,1-Trichloroethane (ug/L)	1,1,1,2,2-Tetrachloroethane (ug/L)	1,1,2-Trichloroethane (ug/L)	1,1-Dichloroethane (ug/L)	1,1-Dichloroethene (ug/L)	1,1-Dichloropropene (ug/L)	1,2,3-Trichloropropane (ug/L)	1,2-Dibromo-3-chloropropane (ug/L)	1,2-Dibromoethane (ug/L)	1,2-Dichlorobenzene (ug/L)	1,2-Dichloroethane (ug/L)	1,2-Dichloropropane (ug/L)	1,3-Dichloropropane (ug/L)	1,4-Dichlorobenzene (ug/L)
3/16/20	1.00 U	1.00 U	1.00 U	1.00 U	1.00 U	1.00 U	1.00 U	1.00 U	1.00 U	1.00 U	1.00 U	1.00 U	1.00 U	1.00 U	1.00 U
8/6/20	1.00 U	1.00 U	1.00 U	1.00 U	1.00 U	1.00 U	1.00 U	1.00 U	0.05 U	0.02 U	1.00 U	1.00 U	1.00 U	1.00 U	1.00 U
3/30/21	1.00 U	1.00 U	1.00 U	1.00 U	1.00 U	1.00 U	1.00 U	1.00 U	0.05 U	0.02 U	1.00 U	1.00 U	1.00 U	1.00 U	1.00 U
9/8/21	1.00 U	1.00 U	1.00 U	1.00 U	1.00 U	1.00 U	1.00 U	1.00 U	0.05 U	0.02 U	1.00 U	1.00 U	1.00 U	1.00 U	1.00 U

Gude Landfill
Monitoring Location MW-11A - Volatile Organic Compounds

Printed 12/10/21

	2,2-Dichloropropane (ug/L)	2-Butanone (ug/L)	2-Hexanone (ug/L)	4-Methyl-2-Pentanone (ug/L)	Acetone (ug/L)	Acrylonitrile (ug/L)	Benzene (ug/L)	Bromochloromethane (ug/L)	Bromodichloromethane (ug/L)	Bromoform (ug/L)	Bromomethane (ug/L)	Carbon Disulfide (ug/L)	Carbon Tetrachloride (ug/L)	Chlorobenzene (ug/L)	Chloroethane (ug/L)
MCL/ GWPS							5		80	80			5	100	
8/2/10	1.00 U	10.00 U	5.00 U	5.00 U	5.00 U	10.00 U	1.00 U	1.00 U	1.00 U	5.00 U	1.00 U	1.00 U	1.00 U	1.00 U	1.00 U
9/23/10	2.00 U	2.00 U	2.00 U	2.00 U	2.00 U	2.00 U	2.00 U	2.00 U	2.00 U	2.00 U	2.00 U	5.00 U	2.00 U	2.00 U	2.00 U
4/26/11	--	5.00 U	5.00 U	5.00 U	5.00 U	5.00 U	1.00 U	1.00 U	1.00 U	1.00 U	1.00 U	1.00 U	1.00 U	1.00 U	1.00 U
9/8/11	--	5.00 U	5.00 U	5.00 U	5.00 U	5.00 U	1.00 U	1.00 U	1.00 U	1.00 U	1.00 U	1.00 U	1.00 U	1.00 U	1.00 U
3/8/12	--	5.00 U	5.00 U	5.00 U	5.00 U	5.00 U	1.00 U	1.00 U	1.00 U	1.00 U	1.00 U	1.00 U	1.00 U	1.00 U	1.00 U
9/12/12	1.00 U	5.00 U	5.00 U	5.00 U	5.00 U	5.00 U	1.00 U	1.00 U	1.00 U	1.00 U	1.00 U	5.00 U	1.00 U	1.00 U	1.00 U
4/1/13	1.00 U	5.00 U	5.00 U	5.00 U	5.00 U	5.00 U	1.00 U	1.00 U	1.00 U	1.00 U	1.00 U	5.00 U	1.00 U	1.00 U	1.00 U
9/24/13	1.00 U	5.00 U	5.00 U	5.00 U	5.00 U	5.00 U	1.00 U	1.00 U	1.00 U	1.00 U	1.00 U	5.00 U	1.00 U	1.00 U	1.00 U
3/13/14	1.00 U	5.00 U	5.00 U	5.00 U	5.00 U	5.00 U	1.00 U	--	1.00 U	1.00 U	1.00 U	5.00 U	1.00 U	1.00 U	1.00 U
9/10/14	1.00 U	5.00 U	5.00 U	5.00 U	5.00 U	5.00 U	1.17	1.00 U	1.00 U	1.00 U	1.00 U	5.00 U	1.00 U	6.86	1.00 U
3/24/15	1.00 U	5.00 U	5.00 U	5.00 U	5.00 U	5.00 U	1.00 U	1.00 U	1.00 U	1.00 U	1.00 U	5.00 U	1.00 U	1.00 U	1.00 U
9/8/15	1.00 U	5.00 U	5.00 U	5.00 U	5.00 U	5.00 U	1.00 U	1.00 U	1.00 U	1.00 U	1.00 U	5.00 U	1.00 U	1.00 U	1.00 U
3/23/16	1.00 U	5.00 U	5.00 U	5.00 U	5.00 U	5.00 U	1.00 U	1.00 U	1.00 U	1.00 U	1.00 U	5.00 U	1.00 U	1.00 U	1.00 U
9/6/16	1.00 U	5.00 U	5.00 U	5.00 U	5.00 U	5.00 U	1.00 U	1.00 U	1.00 U	1.00 U	1.00 U	5.00 U	1.00 U	1.00 U	1.00 U
3/9/17	1.00 U	5.00 U	5.00 U	5.00 U	5.00 U	5.00 U	1.00 U	1.00 U	1.00 U	1.00 U	1.00 U	5.00 U	1.00 U	1.00 U	1.00 U
9/18/17	1.00 U	5.00 U	5.00 U	5.00 U	5.00 U	5.00 U	1.00 U	1.00 U	1.00 U	1.00 U	1.00 U	5.00 U	1.00 U	1.00 U	1.00 U
4/5/18	1.00 U	5.00 U	5.00 U	5.00 U	5.00 U	5.00 U	1.00 U	1.00 U	1.00 U	1.00 U	1.00 U	5.00 U	1.00 U	1.00 U	1.00 U
9/12/18	1.00 U	5.00 U	5.00 U	5.00 U	5.00 U	5.00 U	1.00 U	1.00 U	1.00 U	1.00 U	1.00 U	5.00 U	1.00 U	1.00 U	1.00 U
4/17/19	1.00 U	5.00 U	5.00 U	5.00 U	5.00 U	5.00 U	1.00 U	1.00 U	1.00 U	1.00 U	1.00 U	1.00 U	1.00 U	1.00 U	1.00 U
8/8/19	1.00 U	5.00 U	5.00 U	5.00 U	5.00 U	5.00 U	1.00 U	1.00 U	1.00 U	1.00 U	1.00 U	1.00 U	1.00 U	1.00 U	1.00 U

Gude Landfill
Monitoring Location MW-11A - Volatile Organic Compounds

Printed 12/10/21

	2,2-Dichloropropane (ug/L)	2-Butanone (ug/L)	2-Hexanone (ug/L)	4-Methyl-2-Pentanone (ug/L)	Acetone (ug/L)	Acrylonitrile (ug/L)	Benzene (ug/L)	Bromochloromethane (ug/L)	Bromodichloromethane (ug/L)	Bromoform (ug/L)	Bromomethane (ug/L)	Carbon Disulfide (ug/L)	Carbon Tetrachloride (ug/L)	Chlorobenzene (ug/L)	Chloroethane (ug/L)
3/16/20	1.00 U	5.00 U	5.00 U	5.00 U	5.00 U	5.00 U	1.00 U	1.00 U	1.00 U	1.00 U	1.00 U	1.00 U	1.00 U	1.00 U	1.00 U
8/6/20	1.00 U	5.00 U	5.00 U	5.00 U	5.00 U	5.00 U	1.00 U	1.00 U	1.00 U	1.00 U	1.00 U	1.00 U	1.00 U	1.00 U	1.00 U
3/30/21	1.00 U	5.00 U	5.00 U	5.00 U	5.00 U	5.00 U	1.00 U	1.00 U	1.00 U	1.00 U	1.00 U	1.00 U	1.00 U	1.00 U	1.00 U
9/8/21	1.00 U	5.00 U	5.00 U	5.00 U	5.00 U	5.00 U	1.00 U	1.00 U	1.00 U	1.00 U	1.00 U	1.00 U	1.00 U	1.00 U	1.00 U

Gude Landfill
Monitoring Location MW-11A - Volatile Organic Compounds

Printed 12/10/21

	Chloroform (ug/L)	Chloromethane (ug/L)	cis-1,2-Dichloroethene (ug/L)	cis-1,3-Dichloropropene (ug/L)	Dibromochloromethane (ug/L)	Ethylbenzene (ug/L)	m&p-Xylene (ug/L)	Methyl Iodide (ug/L)	Methyl Tertiary Butyl Ether (ug/L)	Methylene Bromide (ug/L)	Methylene Chloride (ug/L)	o-Xylene (ug/L)	Styrene (ug/L)	Tetrachloroethene (ug/L)	Toluene (ug/L)
MCL/ GWPS	80		70		80	700	10000				5	10000	100	5	1000
8/2/10	1.00 U	1.00 U	1.00 U	1.00 U	1.00 U	1.00 U	2.00 U	20.00 U	--	1.00 U	1.00 U	1.00 U	1.00 U	1.00 U	1.00 U
9/23/10	2.00 U	2.00 U	2.00 U	2.00 U	2.00 U	2.00 U	4.00 U	2.00 U	2.00 U	2.00 U	2.00 U	2.00 U	2.00 U	2.00 U	2.00 U
4/26/11	1.00 U	1.00 U	1.00 U	1.00 U	1.00 U	1.00 U	--	1.00 U	2.00 U	1.00 U	1.00 U	--	1.00 U	1.00 U	1.00 U
9/8/11	1.00 U	1.00 U	1.00 U	1.00 U	1.00 U	1.00 U	--	1.00 U	2.00 U	1.00 U	1.00 U	--	1.00 U	1.00 U	1.00 U
3/8/12	1.00 U	1.00 U	1.00 U	1.00 U	1.00 U	1.00 U	--	1.00 U	1.00 U	1.00 U	1.00 U	--	1.00 U	1.00 U	1.00 U
9/12/12	1.00 U	1.00 U	1.00 U	1.00 U	1.00 U	1.00 U	2.00 U	5.00 U	5.00 U	1.00 U	1.00 U	1.00 U	1.00 U	1.00 U	1.00 U
4/1/13	1.00 U	1.00 U	1.00 U	1.00 U	1.00 U	1.00 U	2.00 U	5.00 U	5.00 U	1.00 U	1.00 U	1.00 U	1.00 U	1.00 U	1.00 U
9/24/13	1.00 U	1.00 U	1.00 U	1.00 U	1.00 U	1.00 U	2.00 U	5.00 U	5.00 U	1.00 U	1.00 U	1.00 U	1.00 U	1.00 U	1.00 U
3/13/14	1.00 U	1.00 U	1.00 U	1.00 U	1.00 U	1.00 U	2.00 U	5.00 U	5.00 U	1.00 U	1.00 U	1.00 U	1.00 U	1.00 U	1.00 U
9/10/14	1.00 U	1.00 U	17.80	1.00 U	1.00 U	1.00 U	2.00 U	5.00 U	5.00 U	1.00 U	1.00 U	1.00 U	1.00 U	1.00 U	1.00 U
3/24/15	1.00 U	1.00 U	1.00 U	1.00 U	1.00 U	1.00 U	2.00 U	5.00 U	5.00 U	1.00 U	1.00 U	1.00 U	1.00 U	1.00 U	1.00 U
9/8/15	1.00 U	1.00 U	1.00 U	1.00 U	1.00 U	1.00 U	2.00 U	5.00 U	5.00 U	1.00 U	1.00 U	1.00 U	1.00 U	1.00 U	1.00 U
3/23/16	1.00 U	1.00 U	1.00 U	1.00 U	1.00 U	1.00 U	2.00 U	5.00 U	5.00 U	1.00 U	1.00 U	1.00 U	1.00 U	1.00 U	1.00 U
9/6/16	1.00 U	1.00 U	1.00 U	1.00 U	1.00 U	1.00 U	2.00 U	5.00 U	5.00 U	1.00 U	1.00 U	1.00 U	1.00 U	1.00 U	1.00 U
3/9/17	1.00 U	1.00 U	1.00 U	1.00 U	1.00 U	1.00 U	2.00 U	5.00 U	5.00 U	1.00 U	1.00 U	1.00 U	1.00 U	1.00 U	1.00 U
9/18/17	1.00 U	1.00 U	1.00 U	1.00 U	1.00 U	1.00 U	2.00 U	5.00 U	5.00 U	1.00 U	1.00 U	1.00 U	1.00 U	1.00 U	1.00 U
4/5/18	1.00 U	1.00 U	1.00 U	1.00 U	1.00 U	1.00 U	2.00 U	5.00 U	5.00 U	1.00 U	1.00 U	1.00 U	1.00 U	1.00 U	1.00 U
9/12/18	1.00 U	1.00 U	1.00 U	1.00 U	1.00 U	1.00 U	2.00 U	5.00 U	5.00 U	1.00 U	1.00 U	1.00 U	1.00 U	1.00 U	1.00 U
4/17/19	1.00 U	1.00 U	1.00 U	1.00 U	1.00 U	1.00 U	1.00 U	1.00 U	1.00 U	1.00 U	1.00 U	1.00 U	1.00 U	1.00 U	1.00 U
8/8/19	1.00 U	1.00 U	1.00 U	1.00 U	1.00 U	1.00 U	1.00 U	1.00 U	1.00 U	1.00 U	1.00 U	1.00 U	1.00 U	1.00 U	1.00 U

Shaded concentrations represent MCL/GWPS exceedances

Printed on Recycled Paper

Gude Landfill
Monitoring Location MW-11A - Volatile Organic Compounds

Printed 12/10/21

	Chloroform (ug/L)	Chloromethane (ug/L)	cis-1,2-Dichloroethene (ug/L)	cis-1,3-Dichloropropene (ug/L)	Dibromochloromethane (ug/L)	Ethylbenzene (ug/L)	m&p-Xylene (ug/L)	Methyl Iodide (ug/L)	Methyl Tertiary Butyl Ether (ug/L)	Methylene Bromide (ug/L)	Methylene Chloride (ug/L)	o-Xylene (ug/L)	Styrene (ug/L)	Tetrachloroethene (ug/L)	Toluene (ug/L)
3/16/20	1.00 U	1.00 U	1.00 U	1.00 U	1.00 U	1.00 U	1.00 U	1.00 U	1.00 U	1.00 U	1.00 U	1.00 U	1.00 U	1.00 U	1.00 U
8/6/20	1.00 U	1.00 U	1.00 U	1.00 U	1.00 U	1.00 U	1.00 U	1.00 U	1.00 U	1.00 U	1.00 U	1.00 U	1.00 U	1.00 U	1.00 U
3/30/21	1.00 U	1.00 U	1.00 U	1.00 U	1.00 U	1.00 U	1.00 U	1.00 U	1.00 U	1.00 U	1.00 U	1.00 U	1.00 U	1.00 U	1.00 U
9/8/21	1.00 U	1.00 U	1.00 U	1.00 U	1.00 U	1.00 U	1.00 U	1.00 U	1.00 U	1.00 U	1.00 U	1.00 U	1.00 U	1.00 U	1.00 U

Gude Landfill

Printed 12/10/21

Monitoring Location MW-11A - Volatile Organic Compounds

	trans-1,2-Dichloroethene (ug/L)	trans-1,3-Dichloropropene (ug/L)	trans-1,4-Dichloro-2-butene (ug/L)	Trichloroethene (ug/L)	Trichlorofluoromethane (ug/L)	Vinyl Acetate (ug/L)	Vinyl Chloride (ug/L)	Xylene (ug/L)
MCL/ GWPS	100			5			2	10000
8/2/10	1.00 U	1.00 U	5.00 U	1.00 U	1.00 U	1.00 U	1.00 U	--
9/23/10	2.00 U	2.00 U	2.00 U	2.00 U	2.00 U	2.00 U	2.00 U	--
4/26/11	1.00 U	1.00 U	5.00 U	1.00 U	1.00 U	1.00 U	1.00 U	1.00 U
9/8/11	1.00 U	1.00 U	5.00 U	1.00 U	1.00 U	1.00 U	1.00 U	1.00 U
3/8/12	1.00 U	1.00 U	5.00 U	1.00 U	1.00 U	1.00 U	1.00 U	1.00 U
9/12/12	1.00 U	1.00 U	5.00 U	1.00 U	1.00 U	5.00 U	1.00 U	--
4/1/13	1.00 U	1.00 U	5.00 U	1.00 U	1.00 U	5.00 U	1.00 U	--
9/24/13	1.00 U	1.00 U	5.00 U	1.00 U	1.00 U	5.00 U	1.00 U	--
3/13/14	1.00 U	1.00 U	5.00 U	1.00 U	1.00 U	5.00 U	1.00 U	--
9/10/14	1.01	1.00 U	5.00 U	1.00 U	1.00 U	5.00 U	1.37	--
3/24/15	1.00 U	1.00 U	5.00 U	1.00 U	1.00 U	5.00 U	1.00 U	--
9/8/15	1.00 U	1.00 U	5.00 U	1.00 U	1.00 U	5.00 U	1.00 U	--
3/23/16	1.00 U	1.00 U	5.00 U	1.00 U	1.00 U	5.00 U	1.00 U	--
9/6/16	1.00 U	1.00 U	5.00 U	1.00 U	1.00 U	5.00 U	1.00 U	--
3/9/17	1.00 U	1.00 U	5.00 U	1.00 U	1.00 U	5.00 U	1.00 U	--
9/18/17	1.00 U	1.00 U	5.00 U	1.00 U	1.00 U	5.00 U	1.00 U	--
4/5/18	1.00 U	1.00 U	5.00 U	1.00 U	1.00 U	5.00 U	1.00 U	--
9/12/18	1.00 U	1.00 U	5.00 U	1.00 U	1.00 U	5.00 U	1.00 U	--
4/17/19	1.00 U	1.00 U	1.00 U	1.00 U	1.00 U	1.00 U	1.00 U	--
8/8/19	1.00 U	1.00 U	1.00 U	1.00 U	1.00 U	1.00 U	1.00 U	--

Gude Landfill

Printed 12/10/21

Monitoring Location MW-11A - Volatile Organic Compounds

	trans-1,2-Dichloroethene (ug/L)	trans-1,3-Dichloropropene (ug/L)	trans-1,4-Dichloro-2-butene (ug/L)	Trichloroethene (ug/L)	Trichlorofluoromethane (ug/L)	Vinyl Acetate (ug/L)	Vinyl Chloride (ug/L)	Xylene (ug/L)
3/16/20	1.00 U	1.00 U	1.00 U	1.00 U	1.00 U	1.00 U	1.00 U	--
8/6/20	1.00 U	1.00 U	1.00 U	1.00 U	1.00 U	1.00 U	1.00 U	--
3/30/21	1.00 U	1.00 U	1.00 U	1.00 U	1.00 U	1.00 U	1.00 U	--
9/8/21	1.00 U	1.00 U	1.00 U	1.00 U	1.00 U	1.00 U	1.00 U	--

Gude Landfill
Monitoring Location MW-11B - General Parameters

Printed 12/10/21

	Alkalinity (mg/L)	Ammonia Nitrogen (mg/L)	Chemical Oxygen Demand (mg/L)	Chloride (mg/L)	Cyanide, Total (mg/L)	Dissolved Oxygen, Field (mg/L)	Hardness (mg/L)	Nitrate (mg/L)	Nitrate+Nitrite (mg/L)	Nitrite (mg/L)	ORP, Field (mV)	pH, Field (SU)	pH, Lab (SU)	Specific Conductivity, Field (uS/cm)
MCL/ GWPS					0.2			10		1				
8/2/10	--	--	--	--	0.050 U	--	--	--	--	--	--	--	--	--
9/23/10	100.0	0.20 U	10.0 U	4.1800	--	--	94.0	2.3070	2.31	0.05 U	--	--	--	--
4/26/11	69.0	0.20 U	10.0 U	4.7900	--	--	66.0	2.3300	2.34	0.05 U	--	--	--	--
9/8/11	65.0	0.20 U	10.0 U	4.3800	--	--	58.0	2.1900	2.20	0.05 U	--	--	--	--
3/8/12	68.0	0.20 U	10.0 U	4.9000	--	--	62.0	2.5600	2.57	0.05 U	--	--	--	--
9/12/12	61.0	0.20 U	10.0 U	5.0600	--	--	62.0	2.3700	2.42	0.05 U	--	--	--	--
4/1/13	67.0	0.20 U	10.0 U	5.3500	--	3.64	64.0	2.6400	2.65	0.05 U	400.0	6.51	--	190.4
9/24/13	62.0	0.20 U	10.0 U	6.5700	--	3.44	62.0	2.3800	2.39	0.05 U	397.0	6.46	--	144.9
3/13/14	68.0	0.20 U	10.0 U	6.1400	--	3.61	72.0	2.7400	--	--	473.0	6.19	--	160.0
9/10/14	73.0	0.20 U	10.0 U	6.3800	--	3.63	86.0	2.8200	2.83	0.05 U	379.0	6.56	--	171.5
3/24/15	72.0	0.20 U	10.0 U	6.7700	--	3.72	86.0	3.0200	3.03	0.05 U	371.0	6.77	--	74.1
9/8/15	68.0	0.20 U	10.0 U	7.0700	--	3.63	72.0	3.0000	3.01	0.05 U	321.0	6.27	--	170.2
3/23/16	68.0	0.20 U	10.0 U	9.6400	--	0.00	108.0	2.9300	2.98	0.05 U	324.0	6.27	--	162.1
9/6/16	67.0	0.20 U	10.0 U	9.6800	--	3.42	82.0	2.4500	2.46	0.05 U	349.0	6.05	--	163.5
3/9/17	67.0	0.20 U	10.0 U	9.5100	--	--	80.0	2.8800	2.89	0.05 U	378.0	6.21	--	169.1
9/18/17	64.0	0.20 U	10.0 U	23.9000	--	--	82.0	2.1900	2.20	0.05 U	357.0	6.32	--	190.1
4/5/18	69.0	0.20 U	10.0 U	10.9000	--	--	88.7	3.2000	3.21	0.05 U	184.0	6.33	--	174.2
9/12/18	62.1	0.20 U	10.0 U	14.2000	--	--	83.9	2.9200	2.93	0.05 U	225.0	6.20	--	182.4
4/17/19	72.4	0.10 U	12.0	13.1000	--	8.58	79.8	3.9000	--	--	224.7	5.63	6.50	89.4

Gude Landfill
Monitoring Location MW-11B - General Parameters

Printed 12/10/21

	Alkalinity (mg/L)	Ammonia Nitrogen (mg/L)	Chemical Oxygen Demand (mg/L)	Chloride (mg/L)	Cyanide, Total (mg/L)	Dissolved Oxygen, Field (mg/L)	Hardness (mg/L)	Nitrate (mg/L)	Nitrate+Nitrite (mg/L)	Nitrite (mg/L)	ORP, Field (mV)	pH, Field (SU)	pH, Lab (SU)	Specific Conductivity, Field (uS/cm)
8/8/19	68.1	0.10 U	3.0 U	17.3000	--	3.75	78.0	3.6000	--	--	184.1	5.97	6.56	0.2
3/16/20	68.6	0.10 U	3.0 U	17.3000	--	3.90	87.3	3.5500	--	--	165.2	6.01	6.32	272.1
8/6/20	40.9	0.10 U	15.6	19.3000	--	5.26	80.0	3.0000	--	--	148.6	6.71	6.36	207.6
3/30/21	74.0	0.10 U	3.0 U	18.7000	--	3.39	83.1	3.4300	--	--	165.7	6.21	6.40	199.8
9/8/21	73.8	0.05 U	21.9	21.8000	--	3.40	86.5	3.1700	--	--	205.9	6.17	6.34	206.9

Gude Landfill

Monitoring Location MW-11B - General Parameters

	Specific Conductivity, Lab (umhos/cm)	Sulfate, total (mg/L)	Sulfide (mg/L)	Temperature, field (°C)	Total Dissolved Solids (mg/L)	Total Suspended Solids (mg/L)	Turbidity (NTU)	Turbidity, Field (NTU)
MCL/ GWPS								
8/2/10	--	--	0.0 U	--	--	--	--	--
9/23/10	--	4.00 U	--	--	156.0	--	72.400	--
4/26/11	--	4.00 U	--	--	132.0	--	4.990	--
9/8/11	--	4.00 U	--	--	116.0	--	--	--
3/8/12	--	4.00 U	--	--	132.0	--	--	--
9/12/12	--	4.00 U	--	--	136.0	--	--	--
4/1/13	--	4.00 U	--	13.4	232.0	--	--	51.50
9/24/13	--	4.00 U	--	13.5	134.0	--	--	15.80
3/13/14	--	4.00 U	--	13.1	156.0	--	--	40.50
9/10/14	--	4.00 U	--	14.8	108.0	--	--	7.40
3/24/15	--	4.00 U	--	11.7	106.0	--	--	34.20
9/8/15	--	4.00 U	--	19.5	43.0	--	--	36.90
3/23/16	--	4.00 U	--	16.2	143.0	--	--	24.60
9/6/16	--	4.00 U	--	16.9	128.0	--	--	29.60
3/9/17	--	4.00 U	--	17.9	171.0	--	--	185.90
9/18/17	--	4.00 U	--	19.2	121.0	--	--	89.40
4/5/18	--	4.00 U	--	13.0	160.0	--	--	10.90
9/12/18	--	4.00 U	--	15.1	133.0	--	--	21.10
4/17/19	211.0	4.20	--	14.3	159.0	18.4	2.980	38.50

Gude Landfill

Monitoring Location MW-11B - General Parameters

	Specific Conductivity, Lab (umhos/cm)	Sulfate, total (mg/L)	Sulfide (mg/L)	Temperature, field (°C)	Total Dissolved Solids (mg/L)	Total Suspended Solids (mg/L)	Turbidity (NTU)	Turbidity, Field (NTU)
8/8/19	212.0	3.40	--	14.9	156.0	3.7	1.540	0.00
3/16/20	220.0	3.99	--	14.2	155.0	13.8	4.470	4.20
8/6/20	229.0	2.89	--	15.9	158.0	7.4	3.510	2.30
3/30/21	231.0	4.50	--	13.8	203.0	389.0	18.600	23.70
9/8/21	235.0	2.80	--	15.6	157.0	16.8	8.260	14.20

Gude Landfill
Monitoring Location MW-11B - Dissolved Metals

Printed 12/10/21

	Antimony, dissolved (mg/L)	Arsenic, dissolved (mg/L)	Barium, dissolved (mg/L)	Beryllium, dissolved (mg/L)	Cadmium, dissolved (mg/L)	Calcium, dissolved (mg/L)	Chromium, dissolved (mg/L)	Cobalt, dissolved (mg/L)	Copper, dissolved (mg/L)	Iron, dissolved (mg/L)	Lead, dissolved (mg/L)	Magnesium, dissolved (mg/L)	Manganese, dissolved (mg/L)	Mercury, dissolved (mg/L)
MCL/ GWPS	0.006	0.01	2	0.004	0.005		0.1				0.015			0.002
4/26/11	0.005 U	0.005 U	0.019	0.005 U	0.005 U	15.8	0.01 U	0.01 U	0.005 U	0.1 J	0.005 U	6.9	0.009	0.0002 U
9/8/11	--	--	--	--	--	--	--	--	--	--	--	--	--	--
3/8/12	0.005 U	0.005 U	0.020	0.005 U	0.005 U	15.1	0.01 U	0.01 U	0.005 U	0.2 U	0.005 U	8.1	0.009	0.0002 U
9/12/12	0.005 U	0.005 U	0.019	0.005 U	0.005 U	16.6	0.01 U	0.01 U	0.005 U	0.2 U	0.005 U	7.7	0.006	0.0002 U
4/1/13	0.005 U	0.005 U	0.018	0.005 U	0.005 U	16.2	0.01 U	0.01 U	0.011	0.2 U	0.005 U	7.4	0.007	0.0002 U
9/24/13	0.005 U	0.005 U	0.019	0.005 U	0.005 U	15.6	0.01 U	0.01 U	0.005 U	0.2 U	0.005 U	7.4	0.005 U	0.0002 U
3/13/14	0.005 U	0.005 U	0.021	0.005 U	0.005 U	17.3	0.01 U	0.01 U	0.005 U	0.2 U	0.005 U	10.0	0.005 U	0.0002 U
9/10/14	0.005 U	0.005 U	0.023	0.005 U	0.005 U	17.3	0.01 U	0.01 U	0.005 U	0.2 U	0.005 U	8.4	0.005 U	0.0002 U
3/24/15	0.002 U	0.002 U	0.016	0.002 U	0.004 U	17.0	0.01 U	0.01 U	0.010 U	0.0 U	0.002 U	8.5	0.005 U	0.0002 U
9/8/15	0.001 U	0.001 U	0.016	0.001 U	0.001 U	130.0	0.01 U	0.01 U	0.005 U	0.0 U	0.001 U	38.0	0.019	0.0004
3/23/16	0.002 U	0.002 U	0.016	0.002 U	0.002 U	16.1	0.00 U	0.00 U	0.002 U	0.2 U	0.002 U	7.5	0.002 U	0.0002 U
9/6/16	0.002 U	0.002 U	0.016	0.002 U	0.002 U	14.9	0.00 U	0.00 U	0.002 U	0.2 U	0.002 U	7.5	0.002 U	0.0002 U
3/9/17	0.002 U	0.002 U	0.018	0.002 U	0.002 U	16.5	0.00 U	0.00 U	0.002 U	0.2 U	0.002 U	8.0	0.002 U	0.0002 U
9/18/17	0.002 U	0.002 U	0.018	0.002 U	0.002 U	17.1	0.00 U	0.00 U	0.002 U	0.2 U	0.002 U	8.6	0.002	0.0002 U
4/5/18	0.002 U	0.002 U	0.018	0.002 U	0.002 U	17.3	0.00	0.00 U	0.002 U	0.1 U	0.002 U	8.6	0.002 U	0.0002 U
9/12/18	0.002 U	0.002 U	0.016	0.002 U	0.002 U	7.3	0.00 U	0.00 U	0.002 U	0.2	0.002 U	4.7	0.002 U	0.0002 U

Gude Landfill

Printed 12/10/21

Monitoring Location MW-11B - Dissolved Metals

	Nickel, dissolved (mg/L)	Potassium, dissolved (mg/L)	Selenium, dissolved (mg/L)	Silver, dissolved (mg/L)	Sodium, dissolved (mg/L)	Thallium, dissolved (mg/L)	Vanadium, dissolved (mg/L)	Zinc, dissolved (mg/L)
MCL/ GWPS			0.05			0.002		
4/26/11	0.01 U	0.9	0.005 U	0.01 U	9.8	0.005 U	0.01 U	0.005 U
9/8/11	0.01 U	--	--	--	--	--	--	--
3/8/12	0.01 U	0.9	0.005 U	0.01 U	10.2	0.005 U	0.01 U	0.005 U
9/12/12	0.01 U	1.0	0.005 U	0.01 U	9.7	0.005 U	0.01 U	0.005 U
4/1/13	0.01	0.9	0.005 U	0.01 U	12.5	0.005 U	0.01 U	0.005 U
9/24/13	0.01 U	1.0	0.005 U	0.01 U	9.1	0.005 U	0.01 U	0.005 U
3/13/14	0.01 U	1.0	0.005 U	0.01 U	11.9	0.005 U	0.01 U	0.005 U
9/10/14	0.01 U	0.8	0.005 U	0.01 U	9.2	0.005 U	0.01 U	0.005 U
3/24/15	0.01 U	0.9	0.035 U	0.01 U	9.9	0.002 U	0.01 U	0.010 U
9/8/15	0.01 U	3.8	0.005 U	0.00 U	22.0	0.001 U	0.00 U	0.005 U
3/23/16	0.00 U	0.7	0.002 U	0.00 U	8.1	0.001 U	0.00	0.002 U
9/6/16	0.00 U	0.8	0.002 U	0.00 U	8.6	0.001 U	0.00	0.002 U
3/9/17	0.00 U	0.8	0.002 U	0.00 U	8.8	0.001 U	0.00	0.002 U
9/18/17	0.00 U	0.8	0.002 U	0.00 U	9.2	0.001 U	0.00	0.002 U
4/5/18	0.00 U	0.8	0.002 U	0.00 U	9.1	0.001 U	0.00	0.002 U
9/12/18	0.00 U	0.9	0.002 U	0.00 U	5.4	0.001 U	0.00	0.002 U

Gude Landfill
Monitoring Location MW-11B - Total Metals

Printed 12/10/21

	Antimony, total (mg/L)	Arsenic, total (mg/L)	Barium, total (mg/L)	Beryllium, total (mg/L)	Cadmium, total (mg/L)	Calcium, total (mg/L)	Chromium, total (mg/L)	Cobalt, total (mg/L)	Copper, total (mg/L)	Iron, total (mg/L)	Lead, total (mg/L)	Magnesium, total (mg/L)
MCL/ GWPS	0.006	0.01	2	0.004	0.005		0.1				0.015	
8/2/10	0.0010 U	0.0006 J	0.0240	0.0010 U	0.0010 U	--	0.0029	0.0009 J	0.0022	--	0.00100 U	--
9/23/10	0.0050 U	0.0050 U	0.0744	0.0050 U	0.0050 U	34.40	0.0082	0.0050	0.0131	6.9700	0.00500 U	8.360
4/26/11	0.0050 U	0.0050 U	0.0194	0.0050 U	0.0050 U	15.40	0.0050 U	0.0050 U	0.0050 U	0.5000 U	0.00500 U	6.630
9/8/11	0.0050 U	0.0050 U	0.0188	0.0050 U	0.0050 U	14.90	0.0050 U	0.0050 U	0.0050 U	0.5000 U	0.00500 U	6.300
3/8/12	0.0050 U	0.0050 U	0.0252	0.0050 U	0.0050 U	14.30	0.0050 U	0.0050 U	0.0074	1.3700	0.00500 U	7.720
9/12/12	0.0050 U	0.0050 U	0.0210	0.0050 U	0.0050 U	15.90	0.0050 U	0.0050 U	0.0050 U	0.5670	0.00500 U	6.620
4/1/13	0.0050 U	0.0050 U	0.0348	0.0050 U	0.0050 U	18.00	0.0150	0.0050 U	0.0159	3.3400	0.00500 U	9.260
9/24/13	0.0050 U	0.0050 U	0.0261	0.0050 U	0.0050 U	16.90	0.0050 U	0.0050 U	0.0055	0.9480	0.00500 U	8.180
3/13/14	0.0050 U	0.0050 U	0.0348	0.0050 U	0.0050 U	17.50	0.0052	0.0050 U	0.0070	2.7300	0.00500 U	9.360
9/10/14	0.0050 U	0.0050 U	0.0256	0.0050 U	0.0050 U	17.60	0.0050 U	0.0050 U	0.0050 U	0.7050	0.00500 U	8.630
3/24/15	0.0020 U	0.0020 U	0.0210	0.0020 U	0.0040 U	16.00	0.0100 U	0.0100 U	0.0021 J	1.8000	0.00200 U	8.800
9/8/15	0.0010 U	0.0010 U	0.0210	0.0010 U	0.0005 U	16.00	0.0050 U	0.0050 U	0.0050 U	1.6000	0.00100 U	8.000
3/23/16	0.0050 U	0.0050 U	0.0246	0.0050 U	0.0050 U	18.60	0.0050 U	0.0050 U	0.0050 U	0.4490	0.00500 U	10.200
9/6/16	0.0020 U	0.0020 U	0.0182	0.0020 U	0.0020 U	14.90	0.0020 U	0.0020 U	0.0022	0.2550	0.00200 U	7.550
3/9/17	0.0050 U	0.0050 U	0.0373	0.0050 U	0.0050 U	19.20	0.0050 U	0.0050 U	0.0059	3.1900	0.00500 U	10.300
9/18/17	0.0050 U	0.0050 U	0.0306	0.0050 U	0.0050 U	18.90	0.0050 U	0.0050 U	0.0058	1.9800	0.00500 U	9.610
4/5/18	0.0050 U	0.0050 U	0.0329	0.0050 U	0.0050 U	19.20	0.0051	0.0050 U	0.0050 U	1.8900	0.00500 U	9.860
9/12/18	0.0050 U	0.0050 U	0.0212	0.0050 U	0.0050 U	18.20	0.0050 U	0.0050 U	0.0050 U	0.9320	0.00500 U	9.350
4/17/19	0.0010 U	0.0010 U	0.0190	0.0010 U	0.0010 U	15.60	0.0112	0.0010 U	0.0010 U	0.2560	0.00100 U	9.910
8/8/19	0.0010 U	0.0010 U	0.0185	0.0010 U	0.0010 U	15.40	0.0031	0.0010 U	0.0010 U	0.1000 U	0.00100 U	9.600
3/16/20	0.0010 U	0.0010 U	0.0211	0.0010 U	0.0010 U	17.00	0.0023	0.0010 U	0.0010 U	0.2680	0.00100 U	10.900
8/6/20	0.0010 U	0.0010 U	0.0218	0.0010 U	0.0010 U	16.20	0.0027	0.0010 U	0.0010 U	0.1560	0.00100 U	9.600
3/30/21	0.0010 U	0.0010 U	0.0317	0.0010 U	0.0010 U	15.80	0.0090	0.0029	0.0041	3.3600	0.00100 U	10.600

Shaded concentrations represent MCL/GWPS exceedances

Printed on Recycled Paper

Gude Landfill
Monitoring Location MW-11B - Total Metals

Printed 12/10/21

	Antimony, total (mg/L)	Arsenic, total (mg/L)	Barium, total (mg/L)	Beryllium, total (mg/L)	Cadmium, total (mg/L)	Calcium, total (mg/L)	Chromium, total (mg/L)	Cobalt, total (mg/L)	Copper, total (mg/L)	Iron, total (mg/L)	Lead, total (mg/L)	Magnesium, total (mg/L)
9/8/21	0.0010 U	0.0010 U	0.0232	0.0010 U	0.0010 U	17.60	0.0025	0.0010 U	0.0013	0.8780	0.00100 U	10.400

Gude Landfill
Monitoring Location MW-11B - Total Metals

Printed 12/10/21

	Manganese, total (mg/L)	Mercury, total (mg/L)	Nickel, total (mg/L)	Potassium, total (mg/L)	Selenium, total (mg/L)	Silver, total (mg/L)	Sodium, total (mg/L)	Thallium, total (mg/L)	Tin, total (mg/L)	Vanadium, total (mg/L)	Zinc, total (mg/L)
MCL/ GWPS		0.002			0.05			0.002			
8/2/10	--	0.000200 U	0.0021	--	0.00100 U	0.0010 U	--	0.0010 U	0.0050 U	0.00730	0.01200
9/23/10	0.16700	0.000200 U	0.0090	2.500	0.00500 U	0.0050 U	12.60	0.0050 U	--	0.02290	0.02090
4/26/11	0.01200	0.000200 U	0.0050 U	0.888	0.00500 U	0.0050 U	9.10	0.0050 U	--	0.00500 U	0.00500 U
9/8/11	0.01070	0.000200 U	--	0.930	0.00500 U	0.0050 U	8.49	0.0050 U	--	0.00500 U	0.00500 U
3/8/12	0.03450	0.000200 U	0.0050 U	1.120	0.00500 U	0.0050 U	9.38	0.0050 U	--	0.00615	0.01060
9/12/12	0.01780	0.000200 U	0.0050 U	0.941	0.00500 U	0.0050 U	8.14	0.0050 U	--	0.00500 U	0.00657
4/1/13	0.06280	0.000200 U	0.0050 U	1.840	0.00500 U	0.0050 U	13.50	0.0050 U	--	0.01120	0.01250
9/24/13	0.02100	0.000200 U	0.0050 U	1.170	0.00500 U	0.0050 U	9.42	0.0050 U	--	0.00580	0.00743
3/13/14	0.05160	0.000200 U	0.0054	1.460	0.00500 U	0.0050 U	9.70	0.0050 U	--	0.00880	0.01220
9/10/14	0.01420	0.000200 U	0.0050 U	0.946	0.00500 U	0.0050 U	9.22	0.0050 U	--	0.00500 U	0.00500 U
3/24/15	0.03100	0.000200 U	0.0110 U	1.100	0.03500 U	0.0100 U	9.60	0.0020 U	--	0.00700 U	0.00530 U
9/8/15	0.05700	0.000200 U	0.0100 U	1.100	0.00500 U	0.0010 U	9.00	0.0010 U	--	0.00620	0.00500 U
3/23/16	0.01010	0.000200 U	0.0050 U	1.060	0.00500 U	0.0050 U	11.00	0.0050 U	--	0.00500 U	0.00500 U
9/6/16	0.00570	0.000200 U	0.0020 U	0.800	0.00200 U	0.0020 U	8.61	0.0010 U	--	0.00394	0.01430
3/9/17	0.08180	0.000200 U	0.0059	1.420	0.00500 U	0.0050 U	9.68	0.0050 U	--	0.01080	0.01350
9/18/17	0.04230	0.000200 U	0.0050 U	1.090	0.00500 U	0.0050 U	9.32	0.0050 U	--	0.00654	0.02720
4/5/18	0.03740	0.000200 U	0.0050 U	1.180	0.00500 U	0.0050 U	9.28	0.0050 U	--	0.00901	0.03190
9/12/18	0.01980	0.000200 U	0.0050 U	1.050	0.00500 U	0.0050 U	9.49	0.0050 U	--	0.00500 U	0.00500 U
4/17/19	0.00765	0.000100 U	0.0075	0.869	0.00100 U	0.0010 U	10.50	0.0010 U	--	0.00312	0.00400 U
8/8/19	0.00369	0.000100 U	0.0010 U	0.823	0.00100 U	0.0010 U	10.40	0.0010 U	--	0.00311	0.00444 B
3/16/20	0.00632	0.000100 U	0.0010 U	0.950	0.00100 U	0.0010 U	10.70	0.0010 U	--	0.00306	0.00400 U
8/6/20	0.01110	0.000100 U	0.0012	0.998	0.00100 U	0.0010 U	10.50	0.0010 U	--	0.00339	0.00400 U
3/30/21	0.08110	0.000100 U	0.0059	1.450	0.00100 U	0.0010 U	9.31	0.0010 U	--	0.01060	0.01370

Gude Landfill
Monitoring Location MW-11B - Total Metals

Printed 12/10/21

	Manganese, total (mg/L)	Mercury, total (mg/L)	Nickel, total (mg/L)	Potassium, total (mg/L)	Selenium, total (mg/L)	Silver, total (mg/L)	Sodium, total (mg/L)	Thallium, total (mg/L)	Tin, total (mg/L)	Vanadium, total (mg/L)	Zinc, total (mg/L)
9/8/21	0.02160	0.000100 U	0.0015	1.030	0.00100 U	0.0010 U	10.40	0.0010 U	--	0.00511	0.00400 U

Gude Landfill

Printed 12/10/21

Monitoring Location MW-11B - Volatile Organic Compounds

	1,1,1,2-Tetrachloroethane (ug/L)	1,1,1-Trichloroethane (ug/L)	1,1,1,2,2-Tetrachloroethane (ug/L)	1,1,1,2-Trichloroethane (ug/L)	1,1-Dichloroethane (ug/L)	1,1-Dichloroethene (ug/L)	1,1-Dichloropropene (ug/L)	1,2,3-Trichloropropane (ug/L)	1,2-Dibromo-3-chloropropane (ug/L)	1,2-Dibromoethane (ug/L)	1,2-Dichlorobenzene (ug/L)	1,2-Dichloroethane (ug/L)	1,2-Dichloropropane (ug/L)	1,3-Dichloropropane (ug/L)	1,4-Dichlorobenzene (ug/L)
MCL/ GWPS	200			5		7			0.2	0.05	600		5	5	75
8/2/10	1.00 U	1.00 U	1.00 U	1.00 U	1.00 U	1.00 U	1.00 U	1.00 U	10.00 U	1.00 U	1.00 U	1.00 U	1.00 U	1.00 U	1.00 U
9/23/10	2.00 U	2.00 U	2.00 U	2.00 U	2.00 U	2.00 U	2.00 U	2.00 U	2.00 U	2.00 U	2.00 U	2.00 U	2.00 U	2.00 U	2.00 U
4/26/11	1.00 U	1.00 U	1.00 U	1.00 U	1.00 U	1.00 U	--	1.00 U	1.00 U	1.00 U	1.00 U	1.00 U	1.00 U	--	1.00 U
9/8/11	1.00 U	1.00 U	1.00 U	1.00 U	1.00 U	1.00 U	--	1.00 U	1.00 U	1.00 U	1.00 U	1.00 U	1.00 U	--	1.00 U
3/8/12	1.00 U	1.00 U	1.00 U	1.00 U	1.00 U	1.00 U	--	1.00 U	1.00 U	1.00 U	1.00 U	1.00 U	1.00 U	--	1.00 U
9/12/12	1.00 U	1.00 U	1.00 U	1.00 U	1.00 U	1.00 U	1.00 U	1.00 U	1.00 U	1.00 U	1.00 U	1.00 U	1.00 U	1.00 U	1.00 U
4/1/13	1.00 U	1.00 U	1.00 U	1.00 U	1.00 U	1.00 U	1.00 U	1.00 U	1.00 U	1.00 U	1.00 U	1.00 U	1.00 U	1.00 U	1.00 U
9/24/13	1.00 U	1.00 U	1.00 U	1.00 U	1.00 U	1.00 U	1.00 U	1.00 U	1.00 U	1.00 U	1.00 U	1.00 U	1.00 U	1.00 U	1.00 U
3/13/14	1.00 U	1.00 U	1.00 U	1.00 U	1.00 U	1.00 U	1.00 U	1.00 U	1.00 U	1.00 U	--	1.00 U	1.00 U	1.00 U	1.00 U
9/10/14	1.00 U	1.00 U	1.00 U	1.00 U	1.00 U	1.00 U	1.00 U	1.00 U	1.00 U	1.00 U	1.00 U	1.00 U	1.00 U	1.00 U	1.00 U
3/24/15	1.00 U	1.00 U	1.00 U	1.00 U	1.00 U	1.00 U	1.00 U	1.00 U	1.00 U	1.00 U	1.00 U	1.00 U	1.00 U	1.00 U	1.00 U
9/8/15	1.00 U	1.00 U	1.00 U	1.00 U	1.00 U	1.00 U	1.00 U	1.00 U	1.00 U	1.00 U	1.00 U	1.00 U	1.00 U	1.00 U	1.00 U
3/23/16	1.00 U	1.00 U	1.00 U	1.00 U	1.00 U	1.00 U	1.00 U	1.00 U	1.00 U	1.00 U	1.00 U	1.00 U	1.00 U	1.00 U	1.00 U
9/6/16	1.00 U	1.00 U	1.00 U	1.00 U	1.00 U	1.00 U	1.00 U	1.00 U	1.00 U	1.00 U	1.00 U	1.00 U	1.00 U	1.00 U	1.00 U
3/9/17	1.00 U	1.00 U	1.00 U	1.00 U	1.00 U	1.00 U	1.00 U	1.00 U	1.00 U	1.00 U	1.00 U	1.00 U	1.00 U	1.00 U	1.00 U
9/18/17	1.00 U	1.00 U	1.00 U	1.00 U	1.00 U	1.00 U	1.00 U	1.00 U	1.00 U	1.00 U	1.00 U	1.00 U	1.00 U	1.00 U	1.00 U
4/5/18	1.00 U	1.00 U	1.00 U	1.00 U	1.00 U	1.00 U	1.00 U	1.00 U	1.00 U	1.00 U	1.00 U	1.00 U	1.00 U	1.00 U	1.00 U
9/12/18	1.00 U	1.00 U	1.00 U	1.00 U	1.00 U	1.00 U	1.00 U	1.00 U	1.00 U	1.00 U	1.00 U	1.00 U	1.00 U	1.00 U	1.00 U
4/17/19	1.00 U	1.00 U	1.00 U	1.00 U	1.00 U	1.00 U	1.00 U	1.00 U	1.00 U	1.00 U	1.00 U	1.00 U	1.00 U	1.00 U	1.00 U
8/8/19	1.00 U	1.00 U	1.00 U	1.00 U	1.00 U	1.00 U	1.00 U	1.00 U	1.00 U	1.00 U	1.00 U	1.00 U	1.00 U	1.00 U	1.00 U

Gude Landfill
Monitoring Location MW-11B - Volatile Organic Compounds

Printed 12/10/21

	1,1,1,2-Tetrachloroethane (ug/L)	1,1,1-Trichloroethane (ug/L)	1,1,1,2,2-Tetrachloroethane (ug/L)	1,1,2-Trichloroethane (ug/L)	1,1-Dichloroethane (ug/L)	1,1-Dichloroethene (ug/L)	1,1-Dichloropropene (ug/L)	1,2,3-Trichloropropane (ug/L)	1,2-Dibromo-3-chloropropane (ug/L)	1,2-Dibromoethane (ug/L)	1,2-Dichlorobenzene (ug/L)	1,2-Dichloroethane (ug/L)	1,2-Dichloropropane (ug/L)	1,3-Dichloropropane (ug/L)	1,4-Dichlorobenzene (ug/L)
3/16/20	1.00 U	1.00 U	1.00 U	1.00 U	1.00 U	1.00 U	1.00 U	1.00 U	1.00 U	1.00 U	1.00 U	1.00 U	1.00 U	1.00 U	1.00 U
8/6/20	1.00 U	1.00 U	1.00 U	1.00 U	1.00 U	1.00 U	1.00 U	1.00 U	0.05 U	0.02 U	1.00 U	1.00 U	1.00 U	1.00 U	1.00 U
3/30/21	1.00 U	1.00 U	1.00 U	1.00 U	1.00 U	1.00 U	1.00 U	1.00 U	0.05 U	0.02 U	1.00 U	1.00 U	1.00 U	1.00 U	1.00 U
9/8/21	1.00 U	1.00 U	1.00 U	1.00 U	1.00 U	1.00 U	1.00 U	1.00 U	0.05 U	0.02 U	1.00 U	1.00 U	1.00 U	1.00 U	1.00 U

Gude Landfill
Monitoring Location MW-11B - Volatile Organic Compounds

Printed 12/10/21

	2,2-Dichloropropane (ug/L)	2-Butanone (ug/L)	2-Hexanone (ug/L)	4-Methyl-2-Pentanone (ug/L)	Acetone (ug/L)	Acrylonitrile (ug/L)	Benzene (ug/L)	Bromochloromethane (ug/L)	Bromodichloromethane (ug/L)	Bromoform (ug/L)	Bromomethane (ug/L)	Carbon Disulfide (ug/L)	Carbon Tetrachloride (ug/L)	Chlorobenzene (ug/L)	Chloroethane (ug/L)
MCL/ GWPS							5		80	80			5	100	
8/2/10	1.00 U	10.00 U	5.00 U	5.00 U	5.00 U	10.00 U	1.00 U	1.00 U	1.00 U	5.00 U	1.00 U	1.00 U	1.00 U	1.00 U	1.00 U
9/23/10	2.00 U	2.00 U	2.00 U	2.00 U	2.00 U	2.00 U	2.00 U	2.00 U	2.00 U	2.00 U	2.00 U	5.00 U	2.00 U	2.00 U	2.00 U
4/26/11	--	5.00 U	5.00 U	5.00 U	5.00 U	5.00 U	1.00 U	1.00 U	1.00 U	1.00 U	1.00 U	1.00 U	1.00 U	1.00 U	1.00 U
9/8/11	--	5.00 U	5.00 U	5.00 U	5.00 U	5.00 U	1.00 U	1.00 U	1.00 U	1.00 U	1.00 U	1.00 U	1.00 U	1.00 U	1.00 U
3/8/12	--	5.00 U	5.00 U	5.00 U	5.00 U	5.00 U	1.00 U	1.00 U	1.00 U	1.00 U	1.00 U	1.00 U	1.00 U	1.00 U	1.00 U
9/12/12	1.00 U	5.00 U	5.00 U	5.00 U	5.00 U	5.00 U	1.00 U	1.00 U	1.00 U	1.00 U	1.00 U	5.00 U	1.00 U	1.00 U	1.00 U
4/1/13	1.00 U	5.00 U	5.00 U	5.00 U	5.00 U	5.00 U	1.00 U	1.00 U	1.00 U	1.00 U	1.00 U	5.00 U	1.00 U	1.00 U	1.00 U
9/24/13	1.00 U	5.00 U	5.00 U	5.00 U	5.00 U	5.00 U	1.00 U	1.00 U	1.00 U	1.00 U	1.00 U	5.00 U	1.00 U	1.00 U	1.00 U
3/13/14	1.00 U	5.00 U	5.00 U	5.00 U	5.00 U	5.00 U	1.00 U	--	1.00 U	1.00 U	1.00 U	5.00 U	1.00 U	1.00 U	1.00 U
9/10/14	1.00 U	5.00 U	5.00 U	5.00 U	6.97	5.00 U	1.00 U	1.00 U	1.00 U	1.00 U	1.00 U	5.00 U	1.00 U	1.00 U	1.00 U
3/24/15	1.00 U	5.00 U	5.00 U	5.00 U	5.00 U	5.00 U	1.00 U	1.00 U	1.00 U	1.00 U	1.00 U	5.00 U	1.00 U	1.00 U	1.00 U
9/8/15	1.00 U	5.00 U	5.00 U	5.00 U	5.00 U	5.00 U	1.00 U	1.00 U	1.00 U	1.00 U	1.00 U	5.00 U	1.00 U	1.00 U	1.00 U
3/23/16	1.00 U	5.00 U	5.00 U	5.00 U	5.00 U	5.00 U	1.00 U	1.00 U	1.00 U	1.00 U	1.00 U	5.00 U	1.00 U	1.00 U	1.00 U
9/6/16	1.00 U	5.00 U	5.00 U	5.00 U	5.00 U	5.00 U	1.00 U	1.00 U	1.00 U	1.00 U	1.00 U	5.00 U	1.00 U	1.00 U	1.00 U
3/9/17	1.00 U	5.00 U	5.00 U	5.00 U	5.00 U	5.00 U	1.00 U	1.00 U	1.00 U	1.00 U	1.00 U	5.00 U	1.00 U	1.00 U	1.00 U
9/18/17	1.00 U	5.00 U	5.00 U	5.00 U	5.00 U	5.00 U	1.00 U	1.00 U	1.00 U	1.00 U	1.00 U	5.00 U	1.00 U	1.00 U	1.00 U
4/5/18	1.00 U	5.00 U	5.00 U	5.00 U	5.00 U	5.00 U	1.00 U	1.00 U	1.00 U	1.00 U	1.00 U	5.00 U	1.00 U	1.00 U	1.00 U
9/12/18	1.00 U	5.00 U	5.00 U	5.00 U	5.00 U	5.00 U	1.00 U	1.00 U	1.00 U	1.00 U	1.00 U	5.00 U	1.00 U	1.00 U	1.00 U
4/17/19	1.00 U	5.00 U	5.00 U	5.00 U	6.20 B	5.00 U	1.00 U	1.00 U	1.00 U	1.00 U	1.00 U	1.00 U	1.00 U	1.00 U	1.00 U
8/8/19	1.00 U	5.00 U	5.00 U	5.00 U	5.00 U	5.00 U	1.00 U	1.00 U	1.00 U	1.00 U	1.00 U	1.00 U	1.00 U	1.00 U	1.00 U

Shaded concentrations represent MCL/GWPS exceedances

Printed on Recycled Paper

Gude Landfill
Monitoring Location MW-11B - Volatile Organic Compounds

Printed 12/10/21

	2,2-Dichloropropane (ug/L)	2-Butanone (ug/L)	2-Hexanone (ug/L)	4-Methyl-2-Pentanone (ug/L)	Acetone (ug/L)	Acrylonitrile (ug/L)	Benzene (ug/L)	Bromochloromethane (ug/L)	Bromodichloromethane (ug/L)	Bromoform (ug/L)	Bromomethane (ug/L)	Carbon Disulfide (ug/L)	Carbon Tetrachloride (ug/L)	Chlorobenzene (ug/L)	Chloroethane (ug/L)
3/16/20	1.00 U	5.00 U	5.00 U	5.00 U	5.00 U	5.00 U	1.00 U	1.00 U	1.00 U	1.00 U	1.00 U	1.00 U	1.00 U	1.00 U	1.00 U
8/6/20	1.00 U	5.00 U	5.00 U	5.00 U	5.00 U	5.00 U	1.00 U	1.00 U	1.00 U	1.00 U	1.00 U	1.00 U	1.00 U	1.00 U	1.00 U
3/30/21	1.00 U	5.00 U	5.00 U	5.00 U	5.00 U	5.00 U	1.00 U	1.00 U	1.00 U	1.00 U	1.00 U	1.00 U	1.00 U	1.00 U	1.00 U
9/8/21	1.00 U	5.00 U	5.00 U	5.00 U	5.00 U	5.00 U	1.00 U	1.00 U	1.00 U	1.00 U	1.00 U	1.00 U	1.00 U	1.00 U	1.00 U

Gude Landfill
Monitoring Location MW-11B - Volatile Organic Compounds

Printed 12/10/21

	Chloroform (ug/L)	Chloromethane (ug/L)	cis-1,2-Dichloroethene (ug/L)	cis-1,3-Dichloropropene (ug/L)	Dibromochloromethane (ug/L)	Ethylbenzene (ug/L)	m&p-Xylene (ug/L)	Methyl Iodide (ug/L)	Methyl Tertiary Butyl Ether (ug/L)	Methylene Bromide (ug/L)	Methylene Chloride (ug/L)	o-Xylene (ug/L)	Styrene (ug/L)	Tetrachloroethene (ug/L)	Toluene (ug/L)
MCL/ GWPS	80		70		80	700	10000				5	10000	100	5	1000
8/2/10	1.00 U	1.00 U	1.00 U	1.00 U	1.00 U	1.00 U	2.00 U	20.00 U	--	1.00 U	1.00 U	1.00 U	1.00 U	2.00	1.00 U
9/23/10	2.00 U	2.00 U	2.00 U	2.00 U	2.00 U	2.00 U	4.00 U	2.00 U	2.00 U	2.00 U	2.00 U	2.00 U	2.00 U	0.97 J	2.00 U
4/26/11	1.00 U	1.00 U	1.00 U	1.00 U	1.00 U	1.00 U	--	1.00 U	2.00 U	1.00 U	1.00 U	--	1.00 U	1.00 U	1.00 U
9/8/11	1.00 U	1.00 U	1.00 U	1.00 U	1.00 U	1.00 U	--	1.00 U	2.00 U	1.00 U	1.00 U	--	1.00 U	1.00 U	1.00 U
3/8/12	1.00 U	1.00 U	1.00 U	1.00 U	1.00 U	1.00 U	--	1.00 U	1.00 U	1.00 U	1.00 U	--	1.00 U	2.10	1.00 U
9/12/12	1.00 U	1.00 U	1.00 U	1.00 U	1.00 U	1.00 U	2.00 U	5.00 U	5.00 U	1.00 U	1.00 U	1.00 U	1.00 U	1.00 U	1.00 U
4/1/13	1.00 U	1.00 U	1.00 U	1.00 U	1.00 U	1.00 U	2.00 U	5.00 U	5.00 U	1.00 U	1.00 U	1.00 U	1.00 U	2.74	1.00 U
9/24/13	1.00 U	1.00 U	1.00 U	1.00 U	1.00 U	1.00 U	2.00 U	5.00 U	5.00 U	1.00 U	1.00 U	1.00 U	1.00 U	2.42	1.00 U
3/13/14	1.00 U	1.00 U	1.00 U	1.00 U	1.00 U	1.00 U	2.00 U	5.00 U	5.00 U	1.00 U	1.00 U	1.00 U	1.00 U	3.01	1.00 U
9/10/14	1.00 U	1.00 U	1.00 U	1.00 U	1.00 U	1.00 U	2.00 U	5.00 U	5.00 U	1.00 U	1.00 U	1.00 U	1.00 U	1.00 U	1.00 U
3/24/15	1.00 U	1.00 U	1.00 U	1.00 U	1.00 U	1.00 U	2.00 U	5.00 U	5.00 U	1.00 U	1.00 U	1.00 U	1.00 U	3.05	1.00 U
9/8/15	1.00 U	1.00 U	1.15	1.00 U	1.00 U	1.00 U	2.00 U	5.00 U	5.00 U	1.00 U	1.00 U	1.00 U	1.00 U	3.33	1.00 U
3/23/16	1.00 U	1.00 U	1.44	1.00 U	1.00 U	1.00 U	2.00 U	5.00 U	5.00 U	1.00 U	1.00 U	1.00 U	1.00 U	4.58	1.00 U
9/6/16	1.00 U	1.00 U	1.40	1.00 U	1.00 U	1.00 U	2.00 U	5.00 U	5.00 U	1.00 U	1.00 U	1.00 U	1.00 U	3.24	1.00 U
3/9/17	1.00 U	1.00 U	1.55	1.00 U	1.00 U	1.00 U	2.00 U	5.00 U	5.00 U	1.00 U	1.00 U	1.00 U	1.00 U	4.54	1.00 U
9/18/17	1.00 U	1.00 U	1.26	1.00 U	1.00 U	1.00 U	2.00 U	5.00 U	5.00 U	1.00 U	1.00 U	1.00 U	1.00 U	1.88	1.00 U
4/5/18	1.00 U	1.00 U	1.40	1.00 U	1.00 U	1.00 U	2.00 U	5.00 U	5.00 U	1.00 U	1.00 U	1.00 U	1.00 U	4.92	1.00 U
9/12/18	1.00 U	1.00 U	1.31	1.00 U	1.00 U	1.00 U	2.00 U	5.00 U	5.00 U	1.00 U	1.00 U	1.00 U	1.00 U	3.34	1.00 U
4/17/19	1.00 U	1.00 U	2.10	1.00 U	1.00 U	1.00 U	1.00 U	1.00 U	1.00 U	1.00 U	1.00 U	1.00 U	1.00 U	4.90	1.00 U
8/8/19	1.10	1.00 U	3.80	1.00 U	1.00 U	1.00 U	1.00 U	1.00 U	1.00 U	1.00 U	1.00 U	1.00 U	1.00 U	6.60	1.00 U

Shaded concentrations represent MCL/GWPS exceedances

Printed on Recycled Paper

Gude Landfill
Monitoring Location MW-11B - Volatile Organic Compounds

Printed 12/10/21

	Chloroform (ug/L)	Chloromethane (ug/L)	cis-1,2-Dichloroethene (ug/L)	cis-1,3-Dichloropropene (ug/L)	Dibromochloromethane (ug/L)	Ethylbenzene (ug/L)	m&p-Xylene (ug/L)	Methyl Iodide (ug/L)	Methyl Tertiary Butyl Ether (ug/L)	Methylene Bromide (ug/L)	Methylene Chloride (ug/L)	o-Xylene (ug/L)	Styrene (ug/L)	Tetrachloroethene (ug/L)	Toluene (ug/L)
3/16/20	1.00 U	1.00 U	4.10	1.00 U	1.00 U	1.00 U	1.00 U	1.00 U	1.00 U	1.00 U	1.00 U	1.00 U	1.00 U	6.30	1.00 U
8/6/20	1.00 U	1.00 U	5.40	1.00 U	1.00 U	1.00 U	1.00 U	1.00 U	1.00 U	1.00 U	1.00 U	1.00 U	1.00 U	8.10	1.00 U
3/30/21	1.00 U	1.00 U	4.90	1.00 U	1.00 U	1.00 U	1.00 U	1.00 U	1.00 U	1.00 U	1.00 U	1.00 U	1.00 U	7.50	1.00 U
9/8/21	1.00 U	1.00 U	5.80	1.00 U	1.00 U	1.00 U	1.00 U	1.00 U	1.00 U	1.00 U	1.00 U	1.00 U	1.00 U	10.00	1.00 U

Gude Landfill

Printed 12/10/21

Monitoring Location MW-11B - Volatile Organic Compounds

	trans-1,2-Dichloroethene (ug/L)	trans-1,3-Dichloropropene (ug/L)	trans-1,4-Dichloro-2-butene (ug/L)	Trichloroethene (ug/L)	Trichlorofluoromethane (ug/L)	Vinyl Acetate (ug/L)	Vinyl Chloride (ug/L)	Xylene (ug/L)
MCL/ GWPS	100			5			2	10000
8/2/10	1.00 U	1.00 U	5.00 U	1.00 U	1.00 U	1.00 U	1.00 U	--
9/23/10	2.00 U	2.00 U	2.00 U	2.00 U	2.00 U	2.00 U	2.00 U	--
4/26/11	1.00 U	1.00 U	5.00 U	1.00 U	1.00 U	1.00 U	1.00 U	1.00 U
9/8/11	1.00 U	1.00 U	5.00 U	1.00 U	1.00 U	1.00 U	1.00 U	1.00 U
3/8/12	1.00 U	1.00 U	5.00 U	1.00 U	1.00 U	1.00 U	1.00 U	1.00 U
9/12/12	1.00 U	1.00 U	5.00 U	1.00 U	1.00 U	5.00 U	1.00 U	--
4/1/13	1.00 U	1.00 U	5.00 U	1.00 U	1.00 U	5.00 U	1.00 U	--
9/24/13	1.00 U	1.00 U	5.00 U	1.00 U	1.00 U	5.00 U	1.00 U	--
3/13/14	1.00 U	1.00 U	5.00 U	1.00 U	1.00 U	5.00 U	1.00 U	--
9/10/14	1.00 U	1.00 U	5.00 U	1.00 U	1.00 U	5.00 U	1.00 U	--
3/24/15	1.00 U	1.00 U	5.00 U	1.00 U	1.00 U	5.00 U	1.00 U	--
9/8/15	1.00 U	1.00 U	5.00 U	1.17	1.00 U	5.00 U	1.00 U	--
3/23/16	1.00 U	1.00 U	5.00 U	1.43	1.00 U	5.00 U	1.00 U	--
9/6/16	1.00 U	1.00 U	5.00 U	1.13	1.00 U	5.00 U	1.00 U	--
3/9/17	1.00 U	1.00 U	5.00 U	1.65	1.00 U	5.00 U	1.00 U	--
9/18/17	1.00 U	1.00 U	5.00 U	1.08	1.00 U	5.00 U	1.00 U	--
4/5/18	1.00 U	1.00 U	5.00 U	1.51	1.00 U	5.00 U	1.00 U	--
9/12/18	1.00 U	1.00 U	5.00 U	1.27	1.00 U	5.00 U	1.00 U	--
4/17/19	1.00 U	1.00 U	1.00 U	1.70	1.00 U	1.00 U	1.00 U	--
8/8/19	1.00 U	1.00 U	1.00 U	2.90	1.00 U	1.00 U	1.00 U	--

Gude Landfill

Printed 12/10/21

Monitoring Location MW-11B - Volatile Organic Compounds

	trans-1,2-Dichloroethene (ug/L)	trans-1,3-Dichloropropene (ug/L)	trans-1,4-Dichloro-2-butene (ug/L)	Trichloroethene (ug/L)	Trichlorofluoromethane (ug/L)	Vinyl Acetate (ug/L)	Vinyl Chloride (ug/L)	Xylene (ug/L)
3/16/20	1.00 U	1.00 U	1.00 U	2.70	1.00 U	1.00 U	1.00 U	--
8/6/20	1.00 U	1.00 U	1.00 U	3.90	1.00 U	1.00 U	1.00 U	--
3/30/21	1.00 U	1.00 U	1.00 U	3.50	1.00 U	1.00 U	1.00 U	--
9/8/21	1.00 U	1.00 U	1.00 U	4.10	1.00 U	1.00 U	1.00 U	--

Gude Landfill
Monitoring Location MW-12 - General Parameters

Printed 12/10/21

	Alkalinity (mg/L)	Ammonia Nitrogen (mg/L)	Chemical Oxygen Demand (mg/L)	Chloride (mg/L)	Cyanide, Total (mg/L)	Dissolved Oxygen, Field (mg/L)	Hardness (mg/L)	Nitrate (mg/L)	Nitrate+Nitrite (mg/L)	Nitrite (mg/L)	ORP, Field (mV)	pH, Field (SU)	pH, Lab (SU)	Specific Conductivity, Field (uS/cm)
MCL/ GWPS					0.2			10		1				
8/2/10	--	--	--	--	0.050 U	--	--	--	--	--	--	--	--	--
9/23/10	15.0	0.20 U	10.0 U	374.0000	--	--	360.0	5.0188	5.03	0.01 J	--	--	--	--
4/26/11	16.0	0.20 U	10.0 U	371.0000	--	--	356.0	4.3800	4.39	0.05 U	--	--	--	--
9/8/11	22.0	0.20 U	10.0 U	286.0000	--	--	280.0	4.8700	4.88	0.05 U	--	--	--	--
3/8/12	12.0	0.20 U	6.1	348.0000	--	--	276.0	4.4300	4.44	0.05 U	--	--	--	--
9/12/12	10.0	0.20 U	10.0 U	211.0000	--	--	188.0	4.9000	4.95	0.05 U	--	--	--	--
4/1/13	7.0	0.20 U	10.0 U	246.0000	--	5.77	196.0	4.4900	4.50	0.05 U	539.0	5.19	--	976.6
9/18/13	7.9	0.20 U	10.0 U	197.0000	--	5.53	170.0	5.0200	5.03	0.05 U	475.0	4.82	--	668.0
3/13/14	6.0	0.20 U	10.0 U	251.0000	--	6.40	206.0	4.3300	--	--	645.0	4.85	--	835.9
9/10/14	75.0	0.20 U	10.0 U	7.3000	--	2.98	88.0	0.2000 U	0.20 U	0.05 U	448.0	5.96	--	159.4
3/24/15	7.5	0.20 U	10.0 U	267.0000	--	6.85	204.0	3.9400	3.95	0.05 U	461.0	5.20	--	783.6
9/8/15	10.0	0.20 U	10.0 U	176.0000	--	6.02	136.0	4.8800	4.89	0.05 U	393.0	5.05	--	641.4
3/23/16	23.0	0.20 U	10.0 U	204.0000	--	7.03	140.0	3.8300	3.88	0.05 U	440.0	5.36	--	640.7
9/6/16	25.0	0.20 U	10.0 U	147.0000	--	--	136.0	4.8300	4.84	0.05 U	439.0	5.07	--	563.6
3/13/17	36.0	0.20 U	10.0 U	135.0000	--	4.49	140.0	4.9600	5.01	0.05 U	502.0	5.15	--	481.9
9/19/17	35.0	0.20 U	10.0 U	113.0000	--	--	110.0	5.4700	5.48	0.05 U	473.0	5.12	--	439.3
4/3/18	8.4	0.20 U	10.0 U	133.0000	--	--	104.0	4.7300	4.74	0.05 U	287.0	5.22	--	462.4
9/12/18	8.8	0.20 U	10.0 U	351.0000	--	--	292.0	4.4900	4.50	0.05 U	296.0	4.84	--	1132.0
4/16/19	11.9	0.10 U	11.0	272.0000	--	6.36	163.0	4.0000	--	--	170.2	5.20	5.86	1120.0

Gude Landfill
Monitoring Location MW-12 - General Parameters

Printed 12/10/21

	Alkalinity (mg/L)	Ammonia Nitrogen (mg/L)	Chemical Oxygen Demand (mg/L)	Chloride (mg/L)	Cyanide, Total (mg/L)	Dissolved Oxygen, Field (mg/L)	Hardness (mg/L)	Nitrate (mg/L)	Nitrate+Nitrite (mg/L)	Nitrite (mg/L)	ORP, Field (mV)	pH, Field (SU)	pH, Lab (SU)	Specific Conductivity, Field (uS/cm)
8/8/19	30.5	0.10 U	15.1	111.0000	--	4.56	79.2	2.9000	--	--	227.5	5.03	5.60	0.4
3/16/20	13.1	0.10 U	11.3	149.0000	--	6.05	112.0	3.3800	--	--	228.1	5.00	5.53	798.0
8/6/20	12.7	0.10 U	15.3	4.7000	--	5.29	96.8	2.1900	--	--	305.1	5.41	5.30	472.1
4/1/21	19.1	0.10 U	3.6	104.0000	--	5.45	57.7	2.3200	--	--	242.7	5.30	5.67	420.5
9/9/21	14.4	0.05 U	10.2	84.5000	--	4.85	57.4	1.9800	--	--	295.0	5.82	5.35	418.6

Gude Landfill

Monitoring Location MW-12 - General Parameters

	Specific Conductivity, Lab (umhos/cm)	Sulfate, total (mg/L)	Sulfide (mg/L)	Temperature, field (°C)	Total Dissolved Solids (mg/L)	Total Suspended Solids (mg/L)	Turbidity (NTU)	Turbidity, Field (NTU)
MCL/ GWPS								
8/2/10	--	--	0.0 U	--	--	--	--	--
9/23/10	--	14.70	--	--	1520.0	--	3920.000	--
4/26/11	--	14.30 J	--	--	1184.0	--	57.400	--
9/8/11	--	15.50	--	--	1020.0	--	--	--
3/8/12	--	13.90	--	--	1012.0	--	--	--
9/12/12	--	15.70	--	--	720.0	--	--	--
4/1/13	--	15.00	--	16.3	600.0	--	--	84.30
9/18/13	--	17.30	--	18.1	646.0	--	--	160.00
3/13/14	--	18.20	--	14.8	624.0	--	--	50.10
9/10/14	--	8.23	--	14.2	134.0	--	--	358.30
3/24/15	--	18.80	--	12.2	620.0	--	--	94.30
9/8/15	--	20.70	--	23.8	337.0	--	--	6.90
3/23/16	--	20.40	--	19.4	426.0	--	--	26.30
9/6/16	--	20.40	--	28.4	443.0	--	--	5.20
3/13/17	--	18.80	--	13.8	333.0	--	--	8.30
9/19/17	--	19.30	--	20.5	265.0	--	--	5.80
4/3/18	--	18.50	--	10.4	393.0	--	--	10.90
9/12/18	--	15.40	--	20.3	745.0	--	--	7.10
4/16/19	898.0	19.30	--	15.5	661.0	20.8	16.600	9.80

Gude Landfill

Monitoring Location MW-12 - General Parameters

	Specific Conductivity, Lab (umhos/cm)	Sulfate, total (mg/L)	Sulfide (mg/L)	Temperature, field (°C)	Total Dissolved Solids (mg/L)	Total Suspended Solids (mg/L)	Turbidity (NTU)	Turbidity, Field (NTU)
8/8/19	451.0	14.60	--	20.2	298.0	14.4	9.620	9.97
3/16/20	5.9	20.00	--	17.6	402.0	26.0	8.370	13.20
8/6/20	564.0	19.60	--	19.0	335.0	320.0	100.000	119.60
4/1/21	457.0	27.30	--	16.9	265.0	201.0	14.200	14.71
9/9/21	405.0	30.20	--	23.4	234.0	112.0	12.500	46.00

Gude Landfill
Monitoring Location MW-12 - Dissolved Metals

Printed 12/10/21

	Antimony, dissolved (mg/L)	Arsenic, dissolved (mg/L)	Barium, dissolved (mg/L)	Beryllium, dissolved (mg/L)	Cadmium, dissolved (mg/L)	Calcium, dissolved (mg/L)	Chromium, dissolved (mg/L)	Cobalt, dissolved (mg/L)	Copper, dissolved (mg/L)	Iron, dissolved (mg/L)	Lead, dissolved (mg/L)	Magnesium, dissolved (mg/L)	Manganese, dissolved (mg/L)	Mercury, dissolved (mg/L)
MCL/ GWPS	0.006	0.01	2	0.004	0.005		0.1				0.015			0.002
4/26/11	0.005 U	0.005 U	0.686	0.005 U	0.005 U	83.3	0.01 U	0.01 U	0.008	0.6	0.005 U	39.8	0.077	0.0002 U
9/8/11	--	--	--	--	--	--	--	--	--	--	--	--	--	--
3/8/12	0.005 U	0.005 U	0.589	0.005 U	0.005 U	61.0	0.01 U	0.01 U	0.008	0.3	0.005 U	30.0	0.055	0.0002 U
9/12/12	0.005 U	0.005 U	0.374	0.005 U	0.005 U	48.3	0.01 U	0.01 U	0.006	0.3	0.005 U	20.1	0.031	0.0002 U
4/1/13	0.005 U	0.005 U	0.448	0.005 U	0.005 U	45.2	0.01 U	0.01 U	0.014	0.2	0.005 U	21.7	0.049	0.0002 U
9/18/13	0.005 U	0.005 U	0.335	0.005 U	0.005 U	41.8	0.01 U	0.01 U	0.006	0.2	0.005 U	17.5	0.042	0.0002 U
3/13/14	0.005 U	0.005 U	0.451	0.005 U	0.005 U	45.4	0.01 U	0.01 U	0.008	0.3	0.005 U	22.2	0.043	0.0002 U
9/10/14	0.005 U	0.005 U	0.075	0.005 U	0.005 U	18.9	0.01 U	0.01 U	0.005 U	0.2 U	0.005 U	7.7	0.021	0.0002 U
3/24/15	0.002 U	0.002 U	0.430	0.002 U	0.004 U	48.0	0.01 U	0.01 U	0.004 U	0.0 U	0.002 U	24.0	0.036	0.0002 U
9/8/15	0.001 U	0.001 U	0.321	0.001 U	0.001 U	34.0	0.01 U	0.01 U	0.005 U	0.0 U	0.001 U	15.0	0.055	0.0002 U
3/23/16	0.002 U	0.002 U	0.323	0.002 U	0.002 U	30.1	0.00 U	0.00 U	0.002 U	0.2 U	0.002 U	14.8	0.025	0.0002 U
9/6/16	0.002 U	0.002 U	0.272	0.002 U	0.002 U	29.5	0.00 U	0.00 U	0.003	0.2 U	0.002 U	13.1	0.028	0.0002 U
3/13/17	0.002 U	0.002 U	0.245	0.002 U	0.002 U	26.5	0.00 U	0.00 U	0.004	0.2 U	0.002 U	11.6	0.020	0.0002 U
9/19/17	0.002 U	0.002 U	0.209	0.002 U	0.002 U	24.0	0.00	0.00 U	0.004	0.2 U	0.002 U	9.5	0.022	0.0002 U
4/3/18	0.002 U	0.002 U	0.233	0.002 U	0.002 U	26.4	0.00	0.00 U	0.002 U	0.1 U	0.002 U	10.8	0.039	0.0002 U
9/12/18	0.002 U	0.002 U	0.629	0.002 U	0.002 U	9.6	0.00 U	0.00 U	0.002 U	2.9	0.002 U	12.3	0.074	0.0002 U

Gude Landfill

Printed 12/10/21

Monitoring Location MW-12 - Dissolved Metals

	Nickel, dissolved (mg/L)	Potassium, dissolved (mg/L)	Selenium, dissolved (mg/L)	Silver, dissolved (mg/L)	Sodium, dissolved (mg/L)	Thallium, dissolved (mg/L)	Vanadium, dissolved (mg/L)	Zinc, dissolved (mg/L)
MCL/ GWPS			0.05			0.002		
4/26/11	0.01	4.1	0.005 U	0.01 U	98.2	0.005 U	0.01 U	0.027
9/8/11	0.01	--	--	--	--	--	--	--
3/8/12	0.02	3.8	0.005 U	0.01 U	91.8	0.005 U	0.01 U	0.024
9/12/12	0.03	3.6	0.005 U	0.01 U	62.1	0.005 U	0.01 U	0.018
4/1/13	0.01	3.7	0.005 U	0.01 U	79.8	0.005 U	0.01 U	0.020
9/18/13	0.01	3.2	0.005 U	0.01 U	57.0	0.005 U	0.01 U	0.018
3/13/14	0.01	3.2	0.005 U	0.01 U	85.4	0.005 U	0.01 U	0.029
9/10/14	0.01 U	1.1	0.005 U	0.01 U	9.0	0.005 U	0.01 U	0.010
3/24/15	0.01 J	3.3	0.035 U	0.01 U	91.0	0.002 U	0.01 U	0.023
9/8/15	0.00 J	2.8	0.005 U	0.00 U	65.0	0.001 U	0.01 U	0.011
3/23/16	0.00	2.1	0.002 U	0.00 U	71.8	0.001 U	0.00 U	0.014
9/6/16	0.00	2.5	0.002 U	0.00 U	61.4	0.001 U	0.00	0.015
3/13/17	0.00	2.2	0.002 U	0.00 U	51.1	0.001 U	0.00	0.014
9/19/17	0.00	2.0	0.002 U	0.00 U	41.8	0.001 U	0.00 U	0.013
4/3/18	0.00	2.2	0.002 U	0.00 U	49.7	0.001 U	0.00 U	0.036
9/12/18	0.01	1.5	0.002 U	0.00 U	31.4	0.001 U	0.00 U	0.035

Gude Landfill
Monitoring Location MW-12 - Total Metals

Printed 12/10/21

	Antimony, total (mg/L)	Arsenic, total (mg/L)	Barium, total (mg/L)	Beryllium, total (mg/L)	Cadmium, total (mg/L)	Calcium, total (mg/L)	Chromium, total (mg/L)	Cobalt, total (mg/L)	Copper, total (mg/L)	Iron, total (mg/L)	Lead, total (mg/L)	Magnesium, total (mg/L)
MCL/ GWPS	0.006	0.01	2	0.004	0.005		0.1				0.015	
8/2/10	0.0010 U	0.0019	0.7600	0.0010 U	0.0006 J	--	0.0640	0.0190	0.0390	--	0.01600	--
9/23/10	0.0050 U	0.0050 U	1.3200	0.0050 U	0.0050 U	82.00	0.1000	0.0492	0.1090	100.0000	0.06160	69.500
4/26/11	0.0050 U	0.0050 U	0.7490	0.0050 U	0.0050 U	78.80	0.0050 U	0.0050 U	0.0111	2.5900	0.00500 U	43.100 J
9/8/11	0.0050 U	0.0050 U	0.6150	0.0050 U	0.0050 U	65.60	0.0050 U	0.0050 U	0.0063	1.2200	0.01060	29.100
3/8/12	0.0050 U	0.0050 U	0.6350	0.0050 U	0.0050 U	65.20	0.0181	0.0050 U	0.0168	4.0900	0.00500 U	32.700
9/12/12	0.0050 U	0.0050 U	0.4720	0.0050 U	0.0050 U	47.40	0.0261	0.0120	0.0339	17.0000	0.01680	23.000
4/1/13	0.0050 U	0.0050 U	0.4730	0.0050 U	0.0050 U	44.50	0.0050 U	0.0050 U	0.0159	1.2700	0.00500 U	21.100
9/18/13	0.0050 U	0.0050 U	0.3920	0.0050 U	0.0050 U	45.50	0.0115	0.0050 U	0.0167	7.1200	0.00655	21.600
3/13/14	0.0050 U	0.0050 U	0.4710	0.0050 U	0.0050 U	46.40	0.0050 U	0.0050 U	0.0079	1.1700	0.00500 U	22.900
9/10/14	0.0050 U	0.0050 U	0.3540	0.0050 U	0.0050 U	19.70	0.0436	0.0213	0.0780	36.8000	0.01120	19.500
3/24/15	0.0020 U	0.0020 U	0.4400	0.0020 U	0.0040 U	47.00	0.0100	0.0100 U	0.0110	3.8000	0.00220	24.000
9/8/15	0.0010 U	0.0010 U	0.3100	0.0010 U	0.0005 U	32.00	0.0050 U	0.0050 U	0.0050 U	2.1000	0.00140	15.000
3/23/16	0.0050 U	0.0050 U	0.3540	0.0050 U	0.0050 U	32.80	0.0050 U	0.0050 U	0.0050 U	0.3670	0.00500 U	16.900
9/6/16	0.0020 U	0.0020 U	0.2690	0.0020 U	0.0020 U	28.70	0.0020	0.0020 U	0.0030	0.3740	0.00200 U	12.600
3/13/17	0.0020 U	0.0020 U	0.2550	0.0020 U	0.0020 U	26.50	0.0020 U	0.0020 U	0.0020 J	0.2000 U	0.00200 U	11.400
9/19/17	0.0050 U	0.0050 U	0.2290	0.0050 U	0.0050 U	25.70	0.0050 U	0.0050 U	0.0139	0.9840	0.00500 U	10.700
4/3/18	0.0050 U	0.0050 U	0.2450	0.0050 U	0.0050 U	25.00	0.0050 U	0.0050 U	0.0110	0.1680	0.00500 U	10.100
9/12/18	0.0050 U	0.0050 U	0.6050	0.0050 U	0.0050 U	61.60	0.0050 U	0.0050 U	0.0050 U	0.6960	0.00500 U	33.600
4/16/19	0.0010 U	0.0010 U	0.3130	0.0010 U	0.0010 U	33.00	0.0023	0.0014	0.0020	0.6750	0.00100 U	19.700
8/8/19	0.0010 U	0.0010 U	0.1500	0.0010 U	0.0010 U	16.70	0.0037	0.0010 U	0.0029 B	0.4490	0.00136	9.070
3/16/20	0.0010 U	0.0010 U	0.2310	0.0010 U	0.0010 U	22.50	0.0067	0.0010 U	0.0170	0.3520	0.00100 U	13.500
8/6/20	0.0010 U	0.0010 U	0.2380	0.0010 U	0.0010 U	17.60	0.0146	0.0044	0.0124	5.8300	0.00432	12.800
4/1/21	0.0010 U	0.0010 U	0.1200	0.0010 U	0.0010 U	11.50	0.0083	0.0013	0.0041	1.3600	0.00100 U	7.040

Shaded concentrations represent MCL/GWPS exceedances

Printed on Recycled Paper

Gude Landfill
Monitoring Location MW-12 - Total Metals

Printed 12/10/21

	Antimony, total (mg/L)	Arsenic, total (mg/L)	Barium, total (mg/L)	Beryllium, total (mg/L)	Cadmium, total (mg/L)	Calcium, total (mg/L)	Chromium, total (mg/L)	Cobalt, total (mg/L)	Copper, total (mg/L)	Iron, total (mg/L)	Lead, total (mg/L)	Magnesium, total (mg/L)
9/9/21	0.0010 U	0.0010 U	0.1360	0.0010 U	0.0010 U	11.30	0.0088	0.0015	0.0031	1.7200	0.00113	7.090

Gude Landfill
Monitoring Location MW-12 - Total Metals

Printed 12/10/21

	Manganese, total (mg/L)	Mercury, total (mg/L)	Nickel, total (mg/L)	Potassium, total (mg/L)	Selenium, total (mg/L)	Silver, total (mg/L)	Sodium, total (mg/L)	Thallium, total (mg/L)	Tin, total (mg/L)	Vanadium, total (mg/L)	Zinc, total (mg/L)
MCL/ GWPS		0.002			0.05			0.002			
8/2/10	--	0.000200 U	0.0600	--	0.00050 J	0.0010 U	--	0.0010 U	0.0050 U	0.02800	0.11000
9/23/10	3.02000	0.000200 U	0.0938	23.100	0.00620	0.0050 U	81.50	0.0050 U	--	0.08500	0.26900
4/26/11	0.13800	0.000200 U	0.0113	5.140	0.00500 U	0.0050 U	104.00 J	0.0050 U	--	0.00500 U	0.03520
9/8/11	0.10300	0.000200 U	--	4.120	0.00500 U	0.0050 U	73.70	0.0050 U	--	0.00500 U	0.03060
3/8/12	0.15500	0.000200 U	0.0104	4.490	0.00500 U	0.0050 U	96.20	0.0050 U	--	0.00500 U	0.03900
9/12/12	0.53200	0.000200 U	0.0065	5.420	0.00500 U	0.0050 U	57.80	0.0050 U	--	0.02460	0.07540
4/1/13	0.08350	0.000200 U	0.0081	4.060	0.00500 U	0.0050 U	76.90	0.0050 U	--	0.00500 U	0.02380
9/18/13	0.17700	0.000200 U	0.0057	4.300	0.00500 U	0.0050 U	61.40	0.0050 U	--	0.00879	0.04430
3/13/14	0.06580	0.000200 U	0.0079	3.270	0.00500 U	0.0050 U	88.40	0.0050 U	--	0.00500 U	0.02410
9/10/14	0.59600	0.000200 U	0.0388	8.020	0.00500 U	0.0050 U	8.05	0.0050 U	--	0.08930	0.13200
3/24/15	0.11000	0.000200 U	0.0140	4.100	0.03500 U	0.0100 U	88.00	0.0020 U	--	0.01000 U	0.04100
9/8/15	0.02200	0.000200 U	0.0100 U	3.200	0.00500 U	0.0010 U	64.00	0.0010 U	--	0.00500 U	0.02200
3/23/16	0.03910	0.000200 U	0.0050 U	2.600	0.00500 U	0.0050 U	83.50	0.0050 U	--	0.00500 U	0.02100
9/6/16	0.03980	0.000200 U	0.0041	2.390	0.00200 U	0.0020 U	54.00	0.0010 U	--	0.00232	0.01590
3/13/17	0.02560	0.000200 U	0.0034	2.160	0.00200 U	0.0020 U	50.80	0.0010 U	--	0.00250	0.01320
9/19/17	0.04580	0.000200 U	0.0050 U	2.230	0.00500 U	0.0050 U	44.60	0.0050 U	--	0.00500 U	0.03150
4/3/18	0.04690	0.000200 U	0.0050 U	2.120	0.00500 U	0.0050 U	48.70	0.0050 U	--	0.00500 U	0.06160
9/12/18	0.08910	0.000200 U	0.0090	3.580	0.00500 U	0.0050 U	99.30	0.0050 U	--	0.00500 U	0.03310
4/16/19	0.06320	0.000100 U	0.0052	2.550	0.00100 U	0.0010 U	119.00 B	0.0010 U	--	0.00100 U	0.03240
8/8/19	0.03590	0.000100 U	0.0028	1.760	0.00100 U	0.0010 U	51.30	0.0010 U	--	0.00100 U	0.01820 B
3/16/20	0.03360	0.000100 U	0.0052	2.280	0.00100 U	0.0010 U	71.60	0.0010 U	--	0.00100 U	0.01500 B
8/6/20	0.17600	0.000100 U	0.0125	3.010	0.00127	0.0010 U	61.40	0.0010 U	--	0.00761	0.04060
4/1/21	0.04180	0.000100 U	0.0079	1.660	0.00100 U	0.0010 U	54.20	0.0010 U	--	0.00281	0.01680 B

Shaded concentrations represent MCL/GWPS exceedances

Printed on Recycled Paper

Gude Landfill
Monitoring Location MW-12 - Total Metals

Printed 12/10/21

	Manganese, total (mg/L)	Mercury, total (mg/L)	Nickel, total (mg/L)	Potassium, total (mg/L)	Selenium, total (mg/L)	Silver, total (mg/L)	Sodium, total (mg/L)	Thallium, total (mg/L)	Tin, total (mg/L)	Vanadium, total (mg/L)	Zinc, total (mg/L)
9/9/21	0.04700	0.000100 U	0.0069	2.050	0.00100 U	0.0010 U	55.10	0.0010 U	--	0.00257	0.01240

Gude Landfill

Printed 12/10/21

Monitoring Location MW-12 - Volatile Organic Compounds

	1,1,1,2-Tetrachloroethane (ug/L)	1,1,1-Trichloroethane (ug/L)	1,1,1,2,2-Tetrachloroethane (ug/L)	1,1,1,2-Trichloroethane (ug/L)	1,1-Dichloroethane (ug/L)	1,1-Dichloroethene (ug/L)	1,1-Dichloropropene (ug/L)	1,2,3-Trichloropropane (ug/L)	1,2-Dibromo-3-chloropropane (ug/L)	1,2-Dibromoethane (ug/L)	1,2-Dichlorobenzene (ug/L)	1,2-Dichloroethane (ug/L)	1,2-Dichloropropane (ug/L)	1,3-Dichloropropane (ug/L)	1,4-Dichlorobenzene (ug/L)
MCL/ GWPS	200			5		7			0.2	0.05	600		5	5	75
8/2/10	1.00 U	1.00 U	1.00 U	1.00 U	1.00 U	1.00 U	1.00 U	1.00 U	10.00 U	1.00 U	1.00 U	1.00 U	1.00 U	1.00 U	1.00 U
9/23/10	2.00 U	2.00 U	2.00 U	2.00 U	2.00 U	2.00 U	2.00 U	2.00 U	2.00 U	2.00 U	2.00 U	2.00 U	2.00 U	2.00 U	2.00 U
4/26/11	1.00 U	1.00 U	1.00 U	1.00 U	1.00 U	1.00 U	--	1.00 U	1.00 U	1.00 U	1.00 U	1.00 U	1.00 U	--	1.00 U
9/8/11	1.00 U	1.00 U	1.00 U	1.00 U	1.00 U	1.00 U	--	1.00 U	1.00 U	1.00 U	1.00 U	1.00 U	1.00 U	--	1.00 U
3/8/12	1.00 U	1.00 U	1.00 U	1.00 U	1.00 U	1.00 U	--	1.00 U	1.00 U	1.00 U	1.00 U	1.00 U	1.00 U	--	1.00 U
9/12/12	1.00 U	1.00 U	1.00 U	1.00 U	1.00 U	1.00 U	1.00 U	1.00 U	1.00 U	1.00 U	1.00 U	1.00 U	1.00 U	1.00 U	1.00 U
4/1/13	1.00 U	1.00 U	1.00 U	1.00 U	1.00 U	1.00 U	1.00 U	1.00 U	1.00 U	1.00 U	1.00 U	1.00 U	1.00 U	1.00 U	1.00 U
9/18/13	1.00 U	1.00 U	1.00 U	1.00 U	1.00 U	1.00 U	1.00 U	1.00 U	1.00 U	1.00 U	1.00 U	1.00 U	1.00 U	1.00 U	1.00 U
3/13/14	1.00 U	1.00 U	1.00 U	1.00 U	1.00 U	1.00 U	1.00 U	1.00 U	1.00 U	1.00 U	--	1.00 U	1.00 U	1.00 U	1.00 U
9/10/14	1.00 U	1.00 U	1.00 U	1.00 U	1.00 U	1.00 U	1.00 U	1.00 U	1.00 U	1.00 U	1.00 U	1.00 U	1.00 U	1.00 U	1.00 U
3/24/15	1.00 U	1.00 U	1.00 U	1.00 U	1.00 U	1.00 U	1.00 U	1.00 U	1.00 U	1.00 U	1.00 U	1.00 U	1.00 U	1.00 U	1.00 U
9/8/15	1.00 U	1.00 U	1.00 U	1.00 U	1.00 U	1.00 U	1.00 U	1.00 U	1.00 U	1.00 U	1.00 U	1.00 U	1.00 U	1.00 U	1.00 U
3/23/16	1.00 U	1.00 U	1.00 U	1.00 U	1.00 U	1.00 U	1.00 U	1.00 U	1.00 U	1.00 U	1.00 U	1.00 U	1.00 U	1.00 U	1.00 U
9/6/16	1.00 U	1.00 U	1.00 U	1.00 U	1.00 U	1.00 U	1.00 U	1.00 U	1.00 U	1.00 U	1.00 U	1.00 U	1.00 U	1.00 U	1.00 U
3/13/17	1.00 U	1.00 U	1.00 U	1.00 U	1.00 U	1.00 U	1.00 U	1.00 U	1.00 U	1.00 U	1.00 U	1.00 U	1.00 U	1.00 U	1.00 U
9/19/17	1.00 U	1.00 U	1.00 U	1.00 U	1.00 U	1.00 U	1.00 U	1.00 U	1.00 U	1.00 U	1.00 U	1.00 U	1.00 U	1.00 U	1.00 U
4/3/18	1.00 U	1.00 U	1.00 U	1.00 U	1.00 U	1.00 U	1.00 U	1.00 U	1.00 U	1.00 U	1.00 U	1.00 U	1.00 U	1.00 U	1.00 U
9/12/18	1.00 U	1.00 U	1.00 U	1.00 U	1.00 U	1.00 U	1.00 U	1.00 U	1.00 U	1.00 U	1.00 U	1.00 U	1.00 U	1.00 U	1.00 U
4/16/19	1.00 U	1.00 U	1.00 U	1.00 U	1.00 U	1.00 U	1.00 U	1.00 U	1.00 U	1.00 U	1.00 U	1.00 U	1.00 U	1.00 U	1.00 U
8/8/19	1.00 U	1.00 U	1.00 U	1.00 U	1.00 U	1.00 U	1.00 U	1.00 U	1.00 U	1.00 U	1.00 U	1.00 U	1.00 U	1.00 U	1.00 U

Gude Landfill

Printed 12/10/21

Monitoring Location MW-12 - Volatile Organic Compounds

	1,1,1,2-Tetrachloroethane (ug/L)	1,1,1-Trichloroethane (ug/L)	1,1,1,2,2-Tetrachloroethane (ug/L)	1,1,2-Trichloroethane (ug/L)	1,1-Dichloroethane (ug/L)	1,1-Dichloroethene (ug/L)	1,1-Dichloropropene (ug/L)	1,2,3-Trichloropropane (ug/L)	1,2-Dibromo-3-chloropropane (ug/L)	1,2-Dibromoethane (ug/L)	1,2-Dichlorobenzene (ug/L)	1,2-Dichloroethane (ug/L)	1,2-Dichloropropane (ug/L)	1,3-Dichloropropane (ug/L)	1,4-Dichlorobenzene (ug/L)
3/16/20	1.00 U	1.00 U	1.00 U	1.00 U	1.00 U	1.00 U	1.00 U	1.00 U	1.00 U	1.00 U	1.00 U	1.00 U	1.00 U	1.00 U	1.00 U
8/6/20	1.00 U	1.00 U	1.00 U	1.00 U	1.00 U	1.00 U	1.00 U	1.00 U	0.05 U	0.02 U	1.00 U	1.00 U	1.00 U	1.00 U	1.00 U
4/1/21	1.00 U	1.00 U	1.00 U	1.00 U	1.00 U	1.00 U	1.00 U	1.00 U	0.05 U	0.02 U	1.00 U	1.00 U	1.00 U	1.00 U	1.00 U
9/9/21	1.00 U	1.00 U	1.00 U	1.00 U	1.00 U	1.00 U	1.00 U	1.00 U	0.05 U	0.02 U	1.00 U	1.00 U	1.00 U	1.00 U	1.00 U

Gude Landfill

Printed 12/10/21

Monitoring Location MW-12 - Volatile Organic Compounds

	2,2-Dichloropropane (ug/L)	2-Butanone (ug/L)	2-Hexanone (ug/L)	4-Methyl-2-Pentanone (ug/L)	Acetone (ug/L)	Acrylonitrile (ug/L)	Benzene (ug/L)	Bromochloromethane (ug/L)	Bromodichloromethane (ug/L)	Bromoform (ug/L)	Bromomethane (ug/L)	Carbon Disulfide (ug/L)	Carbon Tetrachloride (ug/L)	Chlorobenzene (ug/L)	Chloroethane (ug/L)
MCL/ GWPS							5		80	80			5	100	
8/2/10	1.00 U	10.00 U	5.00 U	5.00 U	5.00 U	10.00 U	1.00 U	1.00 U	1.00 U	5.00 U	1.00 U	1.00 U	1.00 U	1.00 U	1.00 U
9/23/10	2.00 U	2.00 U	2.00 U	2.00 U	2.00 U	2.00 U	2.00 U	2.00 U	2.00 U	2.00 U	2.00 U	5.00 U	2.00 U	2.00 U	2.00 U
4/26/11	--	5.00 U	5.00 U	5.00 U	5.00 U	5.00 U	1.00 U	1.00 U	1.00 U	1.00 U	1.00 U	1.00 U	1.00 U	1.00 U	1.00 U
9/8/11	--	5.00 U	5.00 U	5.00 U	5.00 U	5.00 U	1.00 U	1.00 U	1.00 U	1.00 U	1.00 U	1.00 U	1.00 U	1.00 U	1.00 U
3/8/12	--	5.00 U	5.00 U	5.00 U	5.00 U	5.00 U	1.00 U	1.00 U	1.00 U	1.00 U	1.00 U	1.00 U	1.00 U	1.00 U	1.00 U
9/12/12	1.00 U	5.00 U	5.00 U	5.00 U	5.00 U	5.00 U	1.00 U	1.00 U	1.00 U	1.00 U	1.00 U	5.00 U	1.00 U	1.00 U	1.00 U
4/1/13	1.00 U	5.00 U	5.00 U	5.00 U	5.00 U	5.00 U	1.00 U	1.00 U	1.00 U	1.00 U	1.00 U	5.00 U	1.00 U	1.00 U	1.00 U
9/18/13	1.00 U	5.00 U	5.00 U	5.00 U	5.00 U	5.00 U	1.00 U	1.00 U	1.00 U	1.00 U	1.00 U	5.00 U	1.00 U	1.00 U	1.00 U
3/13/14	1.00 U	5.00 U	5.00 U	5.00 U	5.00 U	5.00 U	1.00 U	--	1.00 U	1.00 U	1.00 U	5.00 U	1.00 U	1.00 U	1.00 U
9/10/14	1.00 U	5.00 U	5.00 U	5.00 U	5.00 U	5.00 U	1.00 U	1.00 U	1.00 U	1.00 U	1.00 U	5.00 U	1.00 U	1.00 U	1.00 U
3/24/15	1.00 U	5.00 U	5.00 U	5.00 U	5.00 U	5.00 U	1.00 U	1.00 U	1.00 U	1.00 U	1.00 U	5.00 U	1.00 U	1.00 U	1.00 U
9/8/15	1.00 U	5.00 U	5.00 U	5.00 U	5.00 U	5.00 U	1.00 U	1.00 U	1.00 U	1.00 U	1.00 U	5.00 U	1.00 U	1.00 U	1.00 U
3/23/16	1.00 U	5.00 U	5.00 U	5.00 U	5.00 U	5.00 U	1.00 U	1.00 U	1.00 U	1.00 U	1.00 U	5.00 U	1.00 U	1.00 U	1.00 U
9/6/16	1.00 U	5.00 U	5.00 U	5.00 U	5.00 U	5.00 U	1.00 U	1.00 U	1.00 U	1.00 U	1.00 U	5.00 U	1.00 U	1.00 U	1.00 U
3/13/17	1.00 U	5.00 U	5.00 U	5.00 U	5.00 U	5.00 U	1.00 U	1.00 U	1.00 U	1.00 U	1.00 U	5.00 U	1.00 U	1.00 U	1.00 U
9/19/17	1.00 U	5.00 U	5.00 U	5.00 U	5.00 U	5.00 U	1.00 U	1.00 U	1.00 U	1.00 U	1.00 U	5.00 U	1.00 U	1.00 U	1.00 U
4/3/18	1.00 U	5.00 U	5.00 U	5.00 U	5.00 U	5.00 U	1.00 U	1.00 U	1.00 U	1.00 U	1.00 U	5.00 U	1.00 U	1.00 U	1.00 U
9/12/18	1.00 U	5.00 U	5.00 U	5.00 U	5.00 U	5.00 U	1.00 U	1.00 U	1.00 U	1.00 U	1.00 U	5.00 U	1.00 U	1.00 U	1.00 U
4/16/19	1.00 U	5.00 U	5.00 U	5.00 U	8.60	5.00 U	1.00 U	1.00 U	1.00 U	1.00 U	1.00 U	1.00 U	1.00 U	1.00 U	1.00 U
8/8/19	1.00 U	5.00 U	5.00 U	5.00 U	5.00 U	5.00 U	1.00 U	1.00 U	1.00 U	1.00 U	1.00 U	1.00 U	1.00 U	1.00 U	1.00 U

Shaded concentrations represent MCL/GWPS exceedances

Printed on Recycled Paper

Gude Landfill
Monitoring Location MW-12 - Volatile Organic Compounds

Printed 12/10/21

	2,2-Dichloropropane (ug/L)	2-Butanone (ug/L)	2-Hexanone (ug/L)	4-Methyl-2-Pentanone (ug/L)	Acetone (ug/L)	Acrylonitrile (ug/L)	Benzene (ug/L)	Bromochloromethane (ug/L)	Bromodichloromethane (ug/L)	Bromoform (ug/L)	Bromomethane (ug/L)	Carbon Disulfide (ug/L)	Carbon Tetrachloride (ug/L)	Chlorobenzene (ug/L)	Chloroethane (ug/L)
3/16/20	1.00 U	5.00 U	5.00 U	5.00 U	5.00 U	5.00 U	1.00 U	1.00 U	1.00 U	1.00 U	1.00 U	1.00 U	1.00 U	1.00 U	1.00 U
8/6/20	1.00 U	5.00 U	5.00 U	5.00 U	5.00 U	5.00 U	1.00 U	1.00 U	1.00 U	1.00 U	1.00 U	1.00 U	1.00 U	1.00 U	1.00 U
4/1/21	1.00 U	5.00 U	5.00 U	5.00 U	5.00 U	5.00 U	1.00 U	1.00 U	1.00 U	1.00 U	1.00 U	1.00 U	1.00 U	1.00 U	1.00 U
9/9/21	1.00 U	5.00 U	5.00 U	5.00 U	5.00 U	5.00 U	1.00 U	1.00 U	1.00 U	1.00 U	1.00 U	1.00 U	1.00 U	1.00 U	1.00 U

Gude Landfill

Printed 12/10/21

Monitoring Location MW-12 - Volatile Organic Compounds

	Chloroform (ug/L)	Chloromethane (ug/L)	cis-1,2-Dichloroethene (ug/L)	cis-1,3-Dichloropropene (ug/L)	Dibromochloromethane (ug/L)	Ethylbenzene (ug/L)	m&p-Xylene (ug/L)	Methyl Iodide (ug/L)	Methyl Tertiary Butyl Ether (ug/L)	Methylene Bromide (ug/L)	Methylene Chloride (ug/L)	o-Xylene (ug/L)	Styrene (ug/L)	Tetrachloroethene (ug/L)	Toluene (ug/L)
MCL/ GWPS	80		70		80	700	10000				5	10000	100	5	1000
8/2/10	1.00 U	1.00 U	1.00 U	1.00 U	1.00 U	1.00 U	2.00 U	20.00 U	--	1.00 U	1.00 U	1.00 U	1.00 U	1.00 U	1.00 U
9/23/10	2.00 U	2.00 U	2.00 U	2.00 U	2.00 U	2.00 U	4.00 U	2.00 U	2.00 U	2.00 U	2.00 U	2.00 U	2.00 U	2.00 U	2.00 U
4/26/11	1.00 U	4.10	1.00 U	1.00 U	1.00 U	1.00 U	--	1.00 U	2.00 U	1.00 U	1.00 U	--	1.00 U	1.00 U	1.00 U
9/8/11	1.00 U	1.00 U	1.00 U	1.00 U	1.00 U	1.00 U	--	1.00 U	2.00 U	1.00 U	1.00 U	--	1.00 U	1.00 U	1.00 U
3/8/12	1.00 U	1.00 U	1.00 U	1.00 U	1.00 U	1.00 U	--	1.00 U	1.00 U	1.00 U	1.00 U	--	1.00 U	1.00 U	1.00 U
9/12/12	1.00 U	1.00 U	1.00 U	1.00 U	1.00 U	1.00 U	2.00 U	5.00 U	5.00 U	1.00 U	1.00 U	1.00 U	1.00 U	1.00 U	1.00 U
4/1/13	1.00 U	1.00 U	1.00 U	1.00 U	1.00 U	1.00 U	2.00 U	5.00 U	5.00 U	1.00 U	1.00 U	1.00 U	1.00 U	1.00 U	1.00 U
9/18/13	1.00 U	1.00 U	1.00 U	1.00 U	1.00 U	1.00 U	2.00 U	5.00 U	5.00 U	1.00 U	1.00 U	1.00 U	1.00 U	1.00 U	1.00 U
3/13/14	1.00 U	1.00 U	1.00 U	1.00 U	1.00 U	1.00 U	2.00 U	5.00 U	5.00 U	1.00 U	1.00 U	1.00 U	1.00 U	1.00 U	1.00 U
9/10/14	1.00 U	1.00 U	1.00 U	1.00 U	1.00 U	1.00 U	2.00 U	5.00 U	5.00 U	1.00 U	1.00 U	1.00 U	1.00 U	1.00 U	1.00 U
3/24/15	1.00 U	1.00 U	1.00 U	1.00 U	1.00 U	1.00 U	2.00 U	5.00 U	5.00 U	1.00 U	1.00 U	1.00 U	1.00 U	1.00 U	1.00 U
9/8/15	1.00 U	1.00 U	1.00 U	1.00 U	1.00 U	1.00 U	2.00 U	5.00 U	5.00 U	1.00 U	1.00 U	1.00 U	1.00 U	1.00 U	1.00 U
3/23/16	1.00 U	1.00 U	1.00 U	1.00 U	1.00 U	1.00 U	2.00 U	5.00 U	5.00 U	1.00 U	1.00 U	1.00 U	1.00 U	1.00 U	1.00 U
9/6/16	1.00 U	1.00 U	1.00 U	1.00 U	1.00 U	1.00 U	2.00 U	5.00 U	5.00 U	1.00 U	1.00 U	1.00 U	1.00 U	1.00 U	1.00 U
3/13/17	1.00 U	1.00 U	1.00 U	1.00 U	1.00 U	1.00 U	2.00 U	5.00 U	5.00 U	1.00 U	1.00 U	1.00 U	1.00 U	1.00 U	1.00 U
9/19/17	1.00 U	1.00 U	1.00 U	1.00 U	1.00 U	1.00 U	2.00 U	5.00 U	5.00 U	1.00 U	1.00 U	1.00 U	1.00 U	1.00 U	1.00 U
4/3/18	1.00 U	1.00 U	1.00 U	1.00 U	1.00 U	1.00 U	2.00 U	5.00 U	5.00 U	1.00 U	1.00 U	1.00 U	1.00 U	1.00 U	1.00 U
9/12/18	1.00 U	1.00 U	1.00 U	1.00 U	1.00 U	1.00 U	2.00 U	5.00 U	5.00 U	1.00 U	1.00 U	1.00 U	1.00 U	1.00 U	1.00 U
4/16/19	5.10	1.00 U	1.20	1.00 U	1.00 U	1.00 U	1.00 U	1.00 U	1.00 U	1.00 U	1.00 U	1.00 U	1.00 U	1.00 U	1.00 U
8/8/19	2.30	1.00 U	1.00 U	1.00 U	1.00 U	1.00 U	1.00 U	1.00 U	1.00 U	1.00 U	1.00 U	1.00 U	1.00 U	1.00 U	1.00 U

Shaded concentrations represent MCL/GWPS exceedances

Printed on Recycled Paper

Gude Landfill

Printed 12/10/21

Monitoring Location MW-12 - Volatile Organic Compounds

	Chloroform (ug/L)	Chloromethane (ug/L)	cis-1,2-Dichloroethene (ug/L)	cis-1,3-Dichloropropene (ug/L)	Dibromochloromethane (ug/L)	Ethylbenzene (ug/L)	m&p-Xylene (ug/L)	Methyl Iodide (ug/L)	Methyl Tertiary Butyl Ether (ug/L)	Methylene Bromide (ug/L)	Methylene Chloride (ug/L)	o-Xylene (ug/L)	Styrene (ug/L)	Tetrachloroethene (ug/L)	Toluene (ug/L)
3/16/20	1.10	1.00 U	1.00 U	1.00 U	1.00 U	1.00 U	1.00 U	1.00 U	1.00 U	1.00 U	1.00 U	1.00 U	1.00 U	1.00 U	1.00 U
8/6/20	1.00 U	1.00 U	1.00 U	1.00 U	1.00 U	1.00 U	1.00 U	1.00 U	1.00 U	1.00 U	1.00 U	1.00 U	1.00 U	1.00 U	1.00 U
4/1/21	1.00 U	1.00 U	1.00 U	1.00 U	1.00 U	1.00 U	1.00 U	1.00 U	1.00 U	1.00 U	1.00 U	1.00 U	1.00 U	1.00 U	1.00 U
9/9/21	1.00 U	1.00 U	1.00 U	1.00 U	1.00 U	1.00 U	1.00 U	1.00 U	1.00 U	1.00 U	1.00 U	1.00 U	1.00 U	1.00 U	1.00 U

Gude Landfill

Printed 12/10/21

Monitoring Location MW-12 - Volatile Organic Compounds

	trans-1,2-Dichloroethene (ug/L)	trans-1,3-Dichloropropene (ug/L)	trans-1,4-Dichloro-2-butene (ug/L)	Trichloroethene (ug/L)	Trichlorofluoromethane (ug/L)	Vinyl Acetate (ug/L)	Vinyl Chloride (ug/L)	Xylene (ug/L)
MCL/ GWPS	100			5			2	10000
8/2/10	1.00 U	1.00 U	5.00 U	1.00 U	1.00 U	1.00 U	1.00 U	--
9/23/10	2.00 U	2.00 U	2.00 U	2.00 U	2.00 U	2.00 U	2.00 U	--
4/26/11	1.00 U	1.00 U	5.00 U	1.00 U	1.00 U	1.00 U	1.00 U	1.00 U
9/8/11	1.00 U	1.00 U	5.00 U	1.00 U	1.00 U	1.00 U	1.00 U	1.00 U
3/8/12	1.00 U	1.00 U	5.00 U	1.00 U	1.00 U	1.00 U	1.00 U	1.00 U
9/12/12	1.00 U	1.00 U	5.00 U	1.00 U	1.00 U	5.00 U	1.00 U	--
4/1/13	1.00 U	1.00 U	5.00 U	1.00 U	1.00 U	5.00 U	1.00 U	--
9/18/13	1.00 U	1.00 U	5.00 U	1.00 U	1.00 U	5.00 U	1.00 U	--
3/13/14	1.00 U	1.00 U	5.00 U	1.00 U	1.00 U	5.00 U	1.00 U	--
9/10/14	1.00 U	1.00 U	5.00 U	1.00 U	1.00 U	5.00 U	1.00 U	--
3/24/15	1.00 U	1.00 U	5.00 U	1.00 U	1.00 U	5.00 U	1.00 U	--
9/8/15	1.00 U	1.00 U	5.00 U	1.00 U	1.00 U	5.00 U	1.00 U	--
3/23/16	1.00 U	1.00 U	5.00 U	1.00 U	1.00 U	5.00 U	1.00 U	--
9/6/16	1.00 U	1.00 U	5.00 U	1.00 U	1.00 U	5.00 U	1.00 U	--
3/13/17	1.00 U	1.00 U	5.00 U	1.00 U	1.00 U	5.00 U	1.00 U	--
9/19/17	1.00 U	1.00 U	5.00 U	1.00 U	1.00 U	5.00 U	1.00 U	--
4/3/18	1.00 U	1.00 U	5.00 U	1.00 U	1.00 U	5.00 U	1.00 U	--
9/12/18	1.00 U	1.00 U	5.00 U	1.00 U	1.00 U	5.00 U	1.00 U	--
4/16/19	1.00 U	1.00 U	1.00 U	1.00 U	1.00 U	1.00 U	1.00 U	--
8/8/19	1.00 U	1.00 U	1.00 U	1.00 U	1.00 U	1.00 U	1.00 U	--

Gude Landfill

Printed 12/10/21

Monitoring Location MW-12 - Volatile Organic Compounds

	trans-1,2-Dichloroethene (ug/L)	trans-1,3-Dichloropropene (ug/L)	trans-1,4-Dichloro-2-butene (ug/L)	Trichloroethene (ug/L)	Trichlorofluoromethane (ug/L)	Vinyl Acetate (ug/L)	Vinyl Chloride (ug/L)	Xylene (ug/L)
3/16/20	1.00 U	1.00 U	1.00 U	1.00 U	1.00 U	1.00 U	1.00 U	--
8/6/20	1.00 U	1.00 U	1.00 U	1.00 U	1.00 U	1.00 U	1.00 U	--
4/1/21	1.00 U	1.00 U	1.00 U	1.00 U	1.00 U	1.00 U	1.00 U	--
9/9/21	1.00 U	1.00 U	1.00 U	1.00 U	1.00 U	1.00 U	1.00 U	--

Gude Landfill
Monitoring Location MW-13A - General Parameters

Printed 12/10/21

	Alkalinity (mg/L)	Ammonia Nitrogen (mg/L)	Chemical Oxygen Demand (mg/L)	Chloride (mg/L)	Cyanide, Total (mg/L)	Dissolved Oxygen, Field (mg/L)	Hardness (mg/L)	Nitrate (mg/L)	Nitrate+Nitrite (mg/L)	Nitrite (mg/L)	ORP, Field (mV)	pH, Field (SU)	pH, Lab (SU)	Specific Conductivity, Field (uS/cm)
MCL/ GWPS					0.2			10		1				
7/30/10	--	--	--	--	0.050 U	--	--	--	--	--	--	--	--	--
9/15/10	50.0	0.20 U	34.6	84.3000	--	--	160.0	2.4800	2.53	0.05 U	--	--	--	--
4/25/11	224.0	0.20 U	10.0 U	83.5000	--	--	128.0	2.2900	2.30	0.05 U	--	--	--	--
9/20/11	34.0	0.20 U	10.0 U	85.1000	--	--	125.0	2.1700	2.22	0.05 U	--	--	--	--
3/13/12	227.0	0.20 U	10.1	86.1000	--	--	164.0	1.9700	2.02	0.05 U	--	--	--	--
9/17/12	32.0	0.20 U	10.0 U	90.7000	--	--	148.0	2.0800	2.13	0.05 U	--	--	--	--
3/28/13	34.0	0.20 U	17.2	88.2000	--	0.07	132.0	1.8800	1.89	0.05 U	482.0	5.32	--	406.3
9/18/13	32.0	0.20 U	10.0 U	87.9000	--	0.07	136.0	1.6700	1.72	0.05 U	440.0	5.12	--	290.5
3/13/14	34.0	0.20 U	10.9	86.8000	--	0.07	270.0	1.5200	--	--	404.0	5.31	--	214.5
9/8/14	36.0	0.20 U	18.6	85.8000	--	1.97	148.0	1.2861	1.34	0.05	349.0	5.34	--	83.3
3/18/15	32.0	0.20 U	10.0 U	90.8000	--	0.24	220.0	1.5500	1.60	0.05 U	432.0	5.12	--	319.4
9/1/15	40.0	0.20 U	11.7	93.8000	--	2.38	152.0	1.5500	1.60	0.05 U	301.0	5.07	--	378.9
3/16/16	33.0	0.20 U	10.0 U	90.7000	--	0.00	128.0	1.6300	1.68	0.05 U	448.0	5.16	--	348.8
8/29/16	37.0	0.20 U	10.0 U	91.7000	--	--	142.0	1.5400	1.59	0.05 U	411.0	4.82	--	360.2
3/7/17	43.0	0.20 U	10.0 U	95.0000	--	--	134.0	1.8400	1.89	0.05 U	451.0	5.02	--	353.5
9/18/17	27.0	0.20 U	10.0 U	88.4000	--	0.44	136.0	1.7800	1.83	0.05 U	461.0	5.08	--	377.1
3/28/18	28.8	0.20 U	10.0 U	90.4000	--	--	230.0	1.8200	1.87	0.05 U	292.0	5.08	--	334.7
10/10/18	27.2	0.20 U	10.0 U	79.0000	--	--	117.0	1.5100	1.56	0.05 U	226.0	5.04	--	295.3
4/9/19	31.9	0.13	5.0	70.3000	--	0.03	104.0 B	0.2000 U	--	--	138.4	5.17	5.49	396.0

Gude Landfill
Monitoring Location MW-13A - General Parameters

Printed 12/10/21

	Alkalinity (mg/L)	Ammonia Nitrogen (mg/L)	Chemical Oxygen Demand (mg/L)	Chloride (mg/L)	Cyanide, Total (mg/L)	Dissolved Oxygen, Field (mg/L)	Hardness (mg/L)	Nitrate (mg/L)	Nitrate+Nitrite (mg/L)	Nitrite (mg/L)	ORP, Field (mV)	pH, Field (SU)	pH, Lab (SU)	Specific Conductivity, Field (uS/cm)
8/6/19	32.1	0.10 J	5.0	76.8000	--	0.14	102.0	1.4000	--	--	249.2	4.65	5.48	0.3
3/9/20	29.8	0.10 U	7.6	86.0000	--	0.46	132.0	1.9300	--	--	261.2	5.10	5.37	327.0
7/27/20	17.9	0.11	12.7	86.0000	--	0.53	131.0	1.9200	--	--	89.5	4.85	6.84	347.6
3/22/21	21.3	0.10 U	3.0 U	94.1000	--	0.07	127.0	2.9800	--	--	257.4	5.10	5.20	399.0
8/30/21	27.9	0.05 J	22.5	110.0000	--	0.60	157.0	4.6600	--	--	307.5	5.04	5.20	422.5

Gude Landfill

Monitoring Location MW-13A - General Parameters

	Specific Conductivity, Lab (umhos/cm)	Sulfate, total (mg/L)	Sulfide (mg/L)	Temperature, field (°C)	Total Dissolved Solids (mg/L)	Total Suspended Solids (mg/L)	Turbidity (NTU)	Turbidity, Field (NTU)
MCL/ GWPS								
7/30/10	--	--	3.0 U	--	--	--	--	--
9/15/10	--	4.00 U	--	--	380.0	--	1048.000	--
4/25/11	--	4.00 U	--	--	324.0	--	56.800	--
9/20/11	--	4.00 U	--	--	456.0	--	--	--
3/13/12	--	4.00 U	--	--	392.0	--	--	--
9/17/12	--	4.00 U	--	--	336.0	--	--	--
3/28/13	--	4.00 U	--	12.1	174.0	--	--	1082.00
9/18/13	--	4.00 U	--	14.6	348.0	--	--	1220.00
3/13/14	--	4.00 U	--	10.7	312.0	--	--	934.00
9/8/14	--	4.00 U	--	14.4	288.0	--	--	1349.00
3/18/15	--	4.00 U	--	11.1	228.0	--	--	42.70
9/1/15	--	4.00 U	--	25.1	142.0	--	--	73.20
3/16/16	--	4.00 U	--	14.1	238.0	--	--	27.20
8/29/16	--	4.00 U	--	15.9	293.0	--	--	46.60
3/7/17	--	4.00 U	--	13.3	177.0	--	--	14.30
9/18/17	--	4.00 U	--	16.5	246.0	--	--	14.80
3/28/18	--	4.00 U	--	11.8	308.0	--	--	11.80
10/10/18	--	--	--	19.3	196.0	--	--	10.20
4/9/19	314.0	6.20	--	13.2	195.0	26.8	8.910	23.00

Gude Landfill

Printed 12/10/21

Monitoring Location MW-13A - General Parameters

	Specific Conductivity, Lab (umhos/cm)	Sulfate, total (mg/L)	Sulfide (mg/L)	Temperature, field (°C)	Total Dissolved Solids (mg/L)	Total Suspended Solids (mg/L)	Turbidity (NTU)	Turbidity, Field (NTU)
8/6/19	322.0	2.10	--	15.9	231.0	13.9	9.160	0.00
3/9/20	367.0	2.10	--	13.1	217.0	18.1	7.150	32.30
7/27/20	395.0	1.64	--	16.4	268.0	65.2	10.200	30.50
3/22/21	400.0	7.20	--	12.2	299.0	62.7	27.000	28.50
8/30/21	455.0	2.00	--	18.5	270.0	119.0	23.500	62.50

Gude Landfill
Monitoring Location MW-13A - Dissolved Metals

Printed 12/10/21

	Antimony, dissolved (mg/L)	Arsenic, dissolved (mg/L)	Barium, dissolved (mg/L)	Beryllium, dissolved (mg/L)	Cadmium, dissolved (mg/L)	Calcium, dissolved (mg/L)	Chromium, dissolved (mg/L)	Cobalt, dissolved (mg/L)	Copper, dissolved (mg/L)	Iron, dissolved (mg/L)	Lead, dissolved (mg/L)	Magnesium, dissolved (mg/L)	Manganese, dissolved (mg/L)	Mercury, dissolved (mg/L)
MCL/ GWPS	0.006	0.01	2	0.004	0.005		0.1				0.015			0.002
4/25/11	0.005 U	0.005 U	0.174	0.005 U	0.005 U	26.5	0.01 U	0.01	0.005 U	0.2 J	0.005 U	17.5	0.232	0.0002 U
9/20/11	--	--	--	--	--	--	--	--	--	--	--	--	--	--
3/13/12	0.005 U	0.005 U	0.190	0.005 U	0.005 U	29.0	0.01 U	0.01	0.005 U	0.2 U	0.005 U	21.1	0.238	0.0002 U
9/17/12	0.005 U	0.005 U	0.191	0.005 U	0.005 U	25.5	0.01 U	0.01	0.006	0.2 U	0.005 U	16.8	0.262	0.0002 U
3/28/13	0.005 U	0.005 U	0.175	0.005 U	0.005 U	25.7	0.01 U	0.01	0.011	0.2	0.005 U	16.7	0.256	0.0002 U
9/18/13	0.005 U	0.005 U	0.172	0.005 U	0.005 U	25.6	0.01 U	0.01	0.005 U	0.4	0.005 U	17.6	0.346	0.0002 U
3/13/14	0.005 U	0.005 U	0.172	0.005 U	0.005 U	25.4	0.01 U	0.01	0.005 U	0.3	0.005 U	17.9	0.342	0.0002 U
9/8/14	0.005 U	0.005 U	0.165	0.005 U	0.005 U	22.3	0.01 U	0.01	0.005 U	1.8	0.005 U	16.8	0.493	0.0002 U
3/18/15	0.002 U	0.002 U	0.160	0.002 U	0.004 U	23.0	0.01 U	0.01 J	0.010 U	0.1	0.002 U	17.0	0.250	0.0002 U
9/1/15	0.001 U	0.001 U	0.190	0.001 U	0.001 U	26.0	0.01 U	0.01	0.005 U	0.1	0.001 U	18.0	0.420	0.0002 U
3/16/16	0.002 U	0.002 U	0.182	0.002 U	0.002 U	24.1	0.00 U	0.01	0.002 U	0.2 U	0.002 U	17.4	0.262	0.0002 U
8/29/16	0.002 U	0.002 U	0.195	0.002 U	0.002 U	25.1	0.00 U	0.01	0.002 U	0.3	0.002 U	18.1	0.302	0.0002 U
3/7/17	0.002 U	0.002 U	0.189	0.002 U	0.002 U	25.9	0.01	0.01	0.002 U	0.2 U	0.002 U	18.4	0.293	0.0002 U
9/18/17	0.002 U	0.002 U	0.189	0.002 U	0.002 U	28.4	0.00	0.01	0.002 U	0.2	0.002 U	20.0	0.300	0.0002 U
3/28/18	0.002 U	0.002 U	0.161	0.002 U	0.002 U	22.3	0.01	0.01	0.002 U	0.2 U	0.002 U	16.3	0.332	0.0002 U
10/10/18	0.002 U	0.002 U	0.128	0.002 U	0.002 U	20.2	0.01	0.01	0.002 U	0.4	0.002 U	15.0	0.562	0.0002 U

Gude Landfill

Monitoring Location MW-13A - Dissolved Metals

	Nickel, dissolved (mg/L)	Potassium, dissolved (mg/L)	Selenium, dissolved (mg/L)	Silver, dissolved (mg/L)	Sodium, dissolved (mg/L)	Thallium, dissolved (mg/L)	Vanadium, dissolved (mg/L)	Zinc, dissolved (mg/L)
MCL/ GWPS			0.05			0.002		
4/25/11	0.01	2.0	0.005 U	0.01 U	15.0	0.005 U	0.01 U	0.012
9/20/11	0.01	--	--	--	--	--	--	--
3/13/12	0.08	2.3	0.005 U	0.01 U	16.4	0.005 U	0.01 U	0.012
9/17/12	0.02	2.6	0.005 U	0.01 U	14.8	0.005 U	0.01 U	0.015
3/28/13	0.01	2.8	0.005 U	0.01 U	16.5	0.005 U	0.01 U	0.014
9/18/13	0.04	2.4	0.005 U	0.01 U	15.7	0.005 U	0.01 U	0.013
3/13/14	0.01	2.2	0.005 U	0.01 U	14.7	0.005 U	0.01 U	0.016
9/8/14	0.01	2.4	0.005 U	0.01 U	13.9	0.005 U	0.01 U	0.016
3/18/15	0.01 J	2.0	0.035 U	0.01 U	13.0	0.002 U	0.01 U	0.016
9/1/15	0.01 U	2.4	0.005 U	0.00 U	14.0	0.001 U	0.01 U	0.014
3/16/16	0.01	1.9	0.002 U	0.00 U	13.1	0.001 U	0.00 U	0.012
8/29/16	0.01	2.2	0.002 U	0.00 U	14.3	0.001 U	0.00 U	0.012
3/7/17	0.01	2.1	0.002	0.00 U	14.1	0.001 U	0.00 U	0.013
9/18/17	0.01	2.6	0.002 U	0.00 U	15.5	0.001 U	0.00 U	0.012
3/28/18	0.01	1.8	0.002	0.00 U	12.2	0.001 U	0.00	0.017
10/10/18	0.01	2.3	0.002 U	0.00 U	11.0	0.001 U	0.00 U	0.016

Gude Landfill
Monitoring Location MW-13A - Total Metals

Printed 12/10/21

	Antimony, total (mg/L)	Arsenic, total (mg/L)	Barium, total (mg/L)	Beryllium, total (mg/L)	Cadmium, total (mg/L)	Calcium, total (mg/L)	Chromium, total (mg/L)	Cobalt, total (mg/L)	Copper, total (mg/L)	Iron, total (mg/L)	Lead, total (mg/L)	Magnesium, total (mg/L)
MCL/ GWPS	0.006	0.01	2	0.004	0.005		0.1				0.015	
7/30/10	0.0010 U	0.0020	0.2300	0.0009 J	0.0010 U	--	0.0180	0.0160	0.0580	--	0.00650	--
9/15/10	0.0050 U	0.0050 U	0.3320	0.0050 U	0.0050 U	26.50	0.0240	0.0290	0.0710	28.3000	0.01120	23.500
4/25/11	0.0050 U	0.0050 U	0.1990	0.0050 U	0.0050 U	23.80 J	0.0050 U	0.0079	0.0121	3.3200	0.00500 U	20.700 J
9/20/11	0.0050 U	0.0050 U	0.2730	0.0050 U	0.0050 U	24.50	0.0050 U	0.0114	0.0137	2.9600	0.00686	19.700
3/13/12	0.0050 U	0.0050 U	0.6870	0.0050 U	0.0050 U	29.10	0.0853	0.0683	0.1970	108.0000	0.03270	47.000
9/17/12	0.0050 U	0.0050 U	0.2490	0.0050 U	0.0050 U	26.30	0.0224	0.0170	0.0421	17.3000	0.00690	19.700
3/28/13	0.0050 U	0.0050 U	0.2130	0.0050 U	0.0050 U	25.00	0.0084	0.0109	0.0271	10.3000	0.00500 U	18.200
9/18/13	0.0050 U	0.0050 U	0.3970	0.0050 U	0.0050 U	26.90	0.0409	0.0351	0.0900	45.7000	0.01460	30.500
3/13/14	0.0050 U	0.0050 U	0.4400	0.0050 U	0.0050 U	29.00	0.0436	0.0378	0.0950	45.9000	0.01720	31.900
9/8/14	0.0050 U	0.0050 U	0.4760	0.0050 U	0.0050 U	26.80	0.0342	0.0335	0.0753	44.0000	0.02150	28.600
3/18/15	0.0020 U	0.0020 U	0.1800	0.0020 U	0.0040 U	23.00	0.0050 J	0.0085 J	0.0050 J	2.0000	0.00200 U	17.000
9/1/15	0.0010 U	0.0015	0.3400	0.0017	0.0005 U	28.00	0.0410	0.0220	0.0480	29.0000	0.01000	26.000
3/16/16	0.0020 U	0.0020 U	0.1930	0.0020 U	0.0020 U	24.40	0.0020 U	0.0076	0.0020 U	0.2590	0.00200 U	17.700
8/29/16	0.0020 U	0.0020 U	0.1970	0.0020 U	0.0020 U	24.10	0.0020 U	0.0090	0.0031	1.2600	0.00200 U	17.300
3/7/17	0.0050 U	0.0050 U	0.2050	0.0050 U	0.0050 U	28.10	0.0050 U	0.0085	0.0067	0.8710	0.00500 U	19.600
9/18/17	0.0050 U	0.0050 U	0.2300	0.0050 U	0.0050 U	25.70	0.0050 U	0.0094	0.0125	3.9600	0.00500 U	18.700
3/28/18	0.0050 U	0.0050 U	0.1800	0.0050 U	0.0050 U	26.50	0.0050 U	0.0079	0.0118	0.2000 U	0.00500 U	18.000
10/10/18	0.0050 U	0.0050 U	0.1400	0.0050 U	0.0050 U	21.00	0.0050 U	0.0144	0.0050 U	1.0600	0.00500 U	15.700
4/9/19	0.0010 U	0.0010 U	0.1020	0.0010 U	0.0010 U	17.10	0.0015	0.0182	0.0019	2.3600	0.00100 U	14.800
8/6/19	0.0010 U	0.0010 U	0.1360	0.0010 U	0.0010 U	16.60	0.0012	0.0188	0.0027 B	0.5400	0.00113	14.800
3/9/20	0.0010 U	0.0010 U	0.1650	0.0010 U	0.0010 U	20.10	0.0040	0.0174	0.0026	0.7200	0.00100 U	20.000
7/27/20	0.0010 U	0.0010 U	0.1770	0.0010 U	0.0010 U	20.90	0.0032	0.0172	0.0037	0.9130	0.00100 U	19.000
3/22/21	0.0010 U	0.0010 U	0.1550	0.0010 U	0.0010 U	20.00	0.0014	0.0134	0.0062 B	1.2900	0.00100 U	18.700

Shaded concentrations represent MCL/GWPS exceedances

Printed on Recycled Paper

Gude Landfill
Monitoring Location MW-13A - Total Metals

Printed 12/10/21

	Antimony, total (mg/L)	Arsenic, total (mg/L)	Barium, total (mg/L)	Beryllium, total (mg/L)	Cadmium, total (mg/L)	Calcium, total (mg/L)	Chromium, total (mg/L)	Cobalt, total (mg/L)	Copper, total (mg/L)	Iron, total (mg/L)	Lead, total (mg/L)	Magnesium, total (mg/L)
8/30/21	0.0010 U	0.0010 U	0.2190	0.0010 U	0.0010 U	25.90	0.0044	0.0176	0.0056	2.1900	0.00113	22.500

Gude Landfill
Monitoring Location MW-13A - Total Metals

Printed 12/10/21

	Manganese, total (mg/L)	Mercury, total (mg/L)	Nickel, total (mg/L)	Potassium, total (mg/L)	Selenium, total (mg/L)	Silver, total (mg/L)	Sodium, total (mg/L)	Thallium, total (mg/L)	Tin, total (mg/L)	Vanadium, total (mg/L)	Zinc, total (mg/L)
MCL/ GWPS		0.002			0.05			0.002			
7/30/10	--	0.000200	0.0230	--	0.00100 U	0.0010 U	--	0.0010 U	0.0050 U	0.05400	0.07000
9/15/10	0.87600	0.000320	0.0345	8.650	0.00500 U	0.0050 U	17.60	0.0050 U	--	0.06260	0.09020
4/25/11	0.30200	0.000260	0.0100	3.030	0.00500 U	0.0050 U	16.10 J	0.0050 U	--	0.00990	0.01940
9/20/11	0.37600	0.000620	--	2.720	0.00500 U	0.0050 U	15.50	0.0050 U	--	0.00944	0.02240
3/13/12	1.88000	0.002570	0.0083	22.600	0.00500 U	0.0050 U	15.10	0.0050 U	--	0.23800	0.23100
9/17/12	0.54000	0.000389	0.0098	6.150	0.00500 U	0.0050 U	14.90	0.0050 U	--	0.04610	0.05850
3/28/13	0.33300	0.000329	0.0079	4.750	0.00500 U	0.0050 U	16.50	0.0050 U	--	0.01970	0.03300
9/18/13	1.03000	0.000746	0.0083	11.300	0.00500 U	0.0050 U	12.50	0.0050 U	--	0.11300	0.12600
3/13/14	0.95400	0.001416	0.0462	12.200	0.00500 U	0.0050 U	14.30	0.0050 U	--	0.09790	0.13400
9/8/14	1.30000	0.001979	0.0359	11.600	0.00500 U	0.0050 U	13.30	0.0050 U	--	0.09030	0.10800
3/18/15	0.27000	0.000200 U	0.0110 U	2.300	0.03500 U	0.0100 U	13.00	0.0020 U	--	0.00500 J	0.01700
9/1/15	0.32000	0.003100	0.0110	8.700	0.00500 U	0.0010 U	14.00	0.0010 U	--	0.07800	0.08900
3/16/16	0.26400	0.000200 U	0.0076	1.940	0.00200 U	0.0020 U	13.20	0.0010 U	--	0.00200 U	0.01220
8/29/16	0.30700	0.000200 U	0.0077	2.380	0.00200 U	0.0020 U	13.30	0.0010 U	--	0.00258	0.01240
3/7/17	0.28300	0.000200 U	0.0103	2.320	0.00500 U	0.0050 U	14.80	0.0050 U	--	0.00500 U	0.01580
9/18/17	0.34900	0.000315	0.0105	3.070	0.00500 U	0.0050 U	13.50	0.0050 U	--	0.00940	0.03610
3/28/18	0.28300	0.000200 U	0.0088	2.070	0.00500 U	0.0050 U	13.60	0.0050 U	--	0.00500 U	0.03350
10/10/18	0.59100	0.000200 U	0.0115	2.510	0.00500 U	0.0050 U	11.40	0.0050 U	--	0.00500 U	0.01860
4/9/19	0.79600	0.000100 U	0.0104	3.060	0.00100 U	0.0010 U	10.70	0.0010 U	--	0.00172	0.01520 B
8/6/19	0.80100	0.000100 U	0.0074	2.670	0.00100 U	0.0010 U	12.00	0.0010 U	--	0.00100 U	0.01930 B
3/9/20	0.69500	0.000100 U	0.0116	2.520	0.00100 U	0.0010 U	14.30	0.0010 U	--	0.00135	0.01660
7/27/20	0.60300	0.000107	0.0107	2.590	0.00100 U	0.0010 U	14.40	0.0010 U	--	0.00196	0.01320
3/22/21	0.48900	0.000173	0.0092	2.160	0.00100 U	0.0010 U	12.30	0.0010 U	--	0.00287	0.02870

Shaded concentrations represent MCL/GWPS exceedances

Printed on Recycled Paper

Gude Landfill
Monitoring Location MW-13A - Total Metals

Printed 12/10/21

	Manganese, total (mg/L)	Mercury, total (mg/L)	Nickel, total (mg/L)	Potassium, total (mg/L)	Selenium, total (mg/L)	Silver, total (mg/L)	Sodium, total (mg/L)	Thallium, total (mg/L)	Tin, total (mg/L)	Vanadium, total (mg/L)	Zinc, total (mg/L)
8/30/21	0.60300	0.000226	0.0125	2.970	0.00100 U	0.0010 U	15.90	0.0010 U	--	0.00564	0.02000

Gude Landfill

Printed 12/10/21

Monitoring Location MW-13A - Volatile Organic Compounds

	1,1,1,2-Tetrachloroethane (ug/L)	1,1,1-Trichloroethane (ug/L)	1,1,1,2,2-Tetrachloroethane (ug/L)	1,1,1,2-Trichloroethane (ug/L)	1,1-Dichloroethane (ug/L)	1,1-Dichloroethane (ug/L)	1,1-Dichloropropene (ug/L)	1,2,3-Trichloropropane (ug/L)	1,2-Dibromo-3-chloropropane (ug/L)	1,2-Dibromoethane (ug/L)	1,2-Dichlorobenzene (ug/L)	1,2-Dichloroethane (ug/L)	1,2-Dichloropropane (ug/L)	1,3-Dichloropropane (ug/L)	1,4-Dichlorobenzene (ug/L)
MCL/ GWPS	200		5		7				0.2	0.05	600	5	5		75
7/30/10	1.00 U	1.00 U	1.00 U	1.00 U	23.00	1.00 U	1.00 U	1.00 U	10.00 U	1.00 U	1.00 U	2.00	6.00	1.00 U	5.00
9/15/10	2.00 U	2.00 U	2.00 U	2.00 U	17.90	2.00 U	2.00 U	2.00 U	2.00 U	2.00 U	2.00 U	1.86 J	4.80	2.00 U	3.54
4/25/11	1.00 U	1.00 U	1.00 U	1.00 U	25.00	1.00 U	--	1.00 U	1.00 U	1.00 U	1.00 U	1.00 U	6.60	--	1.00 U
9/20/11	1.00 U	1.00 U	1.00 U	1.00 U	1.00 U	1.00 U	--	1.00 U	1.00 U	1.00 U	1.00 U	1.00 U	4.40	--	1.00 U
3/13/12	1.00 U	1.00 U	1.00 U	1.00 U	16.00	1.00 U	--	1.00 U	1.00 U	1.00 U	1.00 U	1.00 U	5.40	--	5.90
9/17/12	1.00 U	1.00 U	1.00 U	1.00 U	15.60	1.00 U	1.00 U	1.00 U	1.00 U	1.00 U	1.00 U	1.00 U	5.64	1.00 U	5.12
3/28/13	1.00 U	1.00 U	1.00 U	1.00 U	19.00	1.00 U	1.00 U	1.00 U	1.00 U	1.00 U	1.00 U	2.35	6.94	1.00 U	5.77
9/18/13	1.00 U	1.00 U	1.00 U	1.00 U	19.90	1.00 U	1.00 U	1.00 U	1.00 U	1.00 U	1.00 U	1.74	3.08	1.00 U	6.46
3/13/14	1.00 U	1.00 U	1.00 U	1.00 U	15.80	1.00 U	1.00 U	1.00 U	1.00 U	1.00 U	--	2.06	6.00	1.00 U	6.13
9/8/14	1.00 U	1.00 U	1.00 U	1.00 U	13.70	1.00 U	1.00 U	1.00 U	1.00 U	1.00 U	1.00 U	1.00 U	6.22	1.00 U	5.20
3/18/15	1.00 U	1.00 U	1.00 U	1.00 U	16.30	1.00 U	1.00 U	1.00 U	1.00 U	1.00 U	1.00 U	2.23	6.06	1.00 U	5.25
9/1/15	1.00 U	1.00 U	1.00 U	1.00 U	13.00	1.00 U	1.00 U	1.00 U	1.00 U	1.00 U	1.00 U	2.06	5.41	1.00 U	3.68
3/16/16	1.00 U	1.00 U	1.00 U	1.00 U	15.40	1.00 U	1.00 U	1.00 U	1.00 U	1.00 U	1.00 U	2.19	6.43	1.00 U	5.69
8/29/16	1.00 U	1.00 U	1.00 U	1.00 U	13.40	1.00 U	1.00 U	1.00 U	1.00 U	1.00 U	1.00 U	1.95	5.56	1.00 U	5.19
3/7/17	1.00 U	1.00 U	1.00 U	1.00 U	14.20	1.00 U	1.00 U	1.00 U	1.00 U	1.00 U	1.00 U	2.05	6.14	1.00 U	6.20
9/18/17	1.00 U	1.00 U	1.00 U	1.00 U	12.80	1.00 U	1.00 U	1.00 U	1.00 U	1.00 U	1.00 U	1.89	5.28	1.00 U	4.80
3/28/18	1.00 U	1.00 U	1.00 U	1.00 U	11.60	1.00 U	1.00 U	1.00 U	1.00 U	1.00 U	1.00 U	1.96	5.26	1.00 U	4.40
10/10/18	1.00 U	1.00 U	1.00 U	1.00 U	8.20	1.00 U	1.00 U	1.00 U	1.00 U	1.00 U	1.00 U	1.46	3.76	1.00 U	3.22
4/9/19	1.00 U	1.00 U	1.00 U	1.00 U	7.60	1.00 U	1.00 U	1.00 U	1.00 U	1.00 U	1.00 U	1.10	3.30	1.00 U	2.60
8/6/19	1.00 U	1.00 U	1.00 U	1.00 U	8.90	1.00 U	1.00 U	1.00 U	1.00 U	1.00 U	1.00 U	1.50	4.30	1.00 U	3.20

Shaded concentrations represent MCL/GWPS exceedances

Printed on Recycled Paper

Gude Landfill
Monitoring Location MW-13A - Volatile Organic Compounds

Printed 12/10/21

	1,1,1,2-Tetrachloroethane (ug/L)	1,1,1-Trichloroethane (ug/L)	1,1,1,2,2-Tetrachloroethane (ug/L)	1,1,2-Trichloroethane (ug/L)	1,1-Dichloroethane (ug/L)	1,1-Dichloroethane (ug/L)	1,1-Dichloropropene (ug/L)	1,2,3-Trichloropropane (ug/L)	1,2-Dibromo-3-chloropropane (ug/L)	1,2-Dibromoethane (ug/L)	1,2-Dichlorobenzene (ug/L)	1,2-Dichloroethane (ug/L)	1,2-Dichloropropane (ug/L)	1,3-Dichloropropane (ug/L)	1,4-Dichlorobenzene (ug/L)
3/9/20	1.00 U	1.00 U	1.00 U	1.00 U	8.20	1.00 U	1.00 U	1.00 U	1.00 U	1.00 U	1.00 U	1.20	3.60	1.00 U	2.40
7/27/20	1.00 U	1.00 U	1.00 U	1.00 U	8.50	1.00 U	1.00 U	1.00 U	0.05 U	0.02 U	1.00 U	1.40	3.80	1.00 U	2.10
3/22/21	1.00 U	1.00 U	1.00 U	1.00 U	6.30	1.00 U	1.00 U	1.00 U	0.05 U	0.02 U	1.00 U	1.00 U	2.50	1.00 U	2.20
8/30/21	1.00 U	1.00 U	1.00 U	1.00 U	7.70	1.00 U	1.00 U	1.00 U	0.05 U	0.02 U	1.00 U	1.10	2.90	1.00 U	1.00 U

Gude Landfill
Monitoring Location MW-13A - Volatile Organic Compounds

Printed 12/10/21

	2,2-Dichloropropane (ug/L)	2-Butanone (ug/L)	2-Hexanone (ug/L)	4-Methyl-2-Pentanone (ug/L)	Acetone (ug/L)	Acrylonitrile (ug/L)	Benzene (ug/L)	Bromochloromethane (ug/L)	Bromodichloromethane (ug/L)	Bromoform (ug/L)	Bromomethane (ug/L)	Carbon Disulfide (ug/L)	Carbon Tetrachloride (ug/L)	Chlorobenzene (ug/L)	Chloroethane (ug/L)
MCL/ GWPS							5	80	80				5	100	
7/30/10	1.00 U	10.00 U	5.00 U	5.00 U	5.00 U	10.00 U	3.00	1.00 U	1.00 U	5.00 U	1.00 U	1.00 U	1.00 U	1.00	1.00 U
9/15/10	2.00 U	2.00 U	2.00 U	2.00 U	0.72 J	2.00 U	3.31	2.00 U	2.00 U	2.00 U	2.00 U	5.00 U	2.00 U	1.01 J	0.97 J
4/25/11	--	5.00 U	5.00 U	5.00 U	5.00 U	5.00 U	4.40	1.00 U	1.00 U	1.00 U	1.00 U	1.00 U	1.00 U	1.00 U	1.00 U
9/20/11	--	5.00 U	5.00 U	5.00 U	5.00 U	5.00 U	3.70	1.00 U	1.00 U	1.00 U	1.00 U	1.00 U	1.00 U	1.00 U	1.00 U
3/13/12	--	5.00 U	5.00 U	5.00 U	5.00 U	5.00 U	2.90	1.00 U	1.00 U	1.00 U	1.00 U	1.00 U	1.00 U	1.60	1.00 U
9/17/12	1.00 U	5.00 U	5.00 U	5.00 U	5.00 U	5.00 U	1.00 U	1.00 U	1.00 U	1.00 U	1.00 U	5.00 U	1.00 U	1.00 U	1.00 U
3/28/13	1.00 U	5.00 U	5.00 U	5.00 U	5.00 U	5.00 U	3.24	1.00 U	1.00 U	1.00 U	1.00 U	5.00 U	1.00 U	1.64	1.00 U
9/18/13	1.00 U	5.00 U	5.00 U	5.00 U	5.00 U	5.00 U	3.57	1.00 U	1.00 U	1.00 U	1.00 U	5.00 U	1.00 U	1.00 J	1.00 U
3/13/14	1.00 U	5.00 U	5.00 U	5.00 U	5.00 U	5.00 U	2.64	--	1.00 U	1.00 U	1.00 U	5.00 U	1.00 U	1.81	1.00 U
9/8/14	1.00 U	5.00 U	5.00 U	5.00 U	5.00 U	5.00 U	2.28	1.00 U	1.00 U	1.00 U	1.00 U	5.00 U	1.00 U	1.66	1.00 U
3/18/15	1.00 U	5.00 U	5.00 U	5.00 U	5.00 U	5.00 U	2.27	1.00 U	1.00 U	1.00 U	1.00 U	5.00 U	1.00 U	1.57	1.00 U
9/1/15	1.00 U	5.00 U	5.00 U	5.00 U	5.00 U	5.00 U	1.71	1.00 U	1.00 U	1.00 U	1.00 U	5.00 U	1.00 U	1.28	1.00 U
3/16/16	1.00 U	5.00 U	5.00 U	5.00 U	5.00 U	5.00 U	2.09	1.00 U	1.00 U	1.00 U	1.00 U	5.00 U	1.00 U	1.58	1.00 U
8/29/16	1.00 U	5.00 U	5.00 U	5.00 U	5.00 U	5.00 U	1.88	1.00 U	1.00 U	1.00 U	1.00 U	5.00 U	1.00 U	1.46	1.00 U
3/7/17	1.00 U	5.00 U	5.00 U	5.00 U	5.00 U	5.00 U	2.03	1.00 U	1.00 U	1.00 U	1.00 U	5.00 U	1.00 U	1.70	1.00 U
9/18/17	1.00 U	5.00 U	5.00 U	5.00 U	5.00 U	5.00 U	1.66	1.00 U	1.00 U	1.00 U	1.00 U	5.00 U	1.00 U	1.49	1.00 U
3/28/18	1.00 U	5.00 U	5.00 U	5.00 U	5.00 U	5.00 U	1.70	1.00 U	1.00 U	1.00 U	1.00 U	5.00 U	1.00 U	1.41	1.00 U
10/10/18	1.00 U	5.00 U	5.00 U	5.00 U	5.00 U	5.00 U	1.21	1.00 U	1.00 U	1.00 U	1.00 U	5.00 U	1.00 U	1.01	1.00 U
4/9/19	1.00 U	5.00 U	5.00 U	5.00 U	5.00 U	5.00 U	1.00 U	1.00 U	1.00 U	1.00 U	1.00 U	1.00 U	1.00 U	1.00 U	1.00 U
8/6/19	1.00 U	5.00 U	5.00 U	5.00 U	5.00 U	5.00 U	1.00 U	1.00 U	1.00 U	1.00 U	1.00 U	1.00 U	1.00 U	1.00 U	1.00 U

Shaded concentrations represent MCL/GWPS exceedances

Printed on Recycled Paper

Gude Landfill
Monitoring Location MW-13A - Volatile Organic Compounds

Printed 12/10/21

	2,2-Dichloropropane (ug/L)	2-Butanone (ug/L)	2-Hexanone (ug/L)	4-Methyl-2-Pentanone (ug/L)	Acetone (ug/L)	Acrylonitrile (ug/L)	Benzene (ug/L)	Bromochloromethane (ug/L)	Bromodichloromethane (ug/L)	Bromoform (ug/L)	Bromomethane (ug/L)	Carbon Disulfide (ug/L)	Carbon Tetrachloride (ug/L)	Chlorobenzene (ug/L)	Chloroethane (ug/L)
3/9/20	1.00 U	5.00 U	5.00 U	5.00 U	5.00 U	5.00 U	1.00 U	1.00 U	1.00 U	1.00 U	1.00 U	1.00 U	1.00 U	1.00 U	1.00 U
7/27/20	1.00 U	5.00 U	5.00 U	5.00 U	5.00 U	5.00 U	1.00 U	1.00 U	1.00 U	1.00 U	1.00 U	1.00 U	1.00 U	1.00 U	1.00 U
3/22/21	1.00 U	5.00 U	5.00 U	5.00 U	5.00 U	5.00 U	1.00 U	1.00 U	1.00 U	1.00 U	1.00 U	1.00 U	1.00 U	1.00 U	1.00 U
8/30/21	1.00 U	5.00 U	5.00 U	5.00 U	5.00 U	5.00 U	1.00 U	1.00 U	1.00 U	1.00 U	1.00 U	1.00 U	1.00 U	1.00 U	1.00 U

Gude Landfill
Monitoring Location MW-13A - Volatile Organic Compounds

Printed 12/10/21

	Chloroform (ug/L)	Chloromethane (ug/L)	cis-1,2-Dichloroethene (ug/L)	cis-1,3-Dichloropropene (ug/L)	Dibromochloromethane (ug/L)	Ethylbenzene (ug/L)	m&p-Xylene (ug/L)	Methyl Iodide (ug/L)	Methyl Tertiary Butyl Ether (ug/L)	Methylene Bromide (ug/L)	Methylene Chloride (ug/L)	o-Xylene (ug/L)	Styrene (ug/L)	Tetrachloroethene (ug/L)
MCL/ GWPS	80		70		80	700	10000				5	10000	100	5
7/30/10	1.00 U	1.00 U	100.00	1.00 U	1.00 U	1.00 U	2.00 U	20.00 U	--	1.00 U	10.00	1.00 U	1.00 U	35.00
9/15/10	2.00 U	0.96 J	76.70	2.00 U	2.00 U	2.00 U	4.00 U	2.00 U	0.61 J	2.00 U	8.07	2.00 U	2.00 U	22.20
4/25/11	1.00 U	6.40	96.00	1.00 U	1.00 U	1.00 U	--	1.00 U	3.10	1.00 U	10.00	--	1.00 U	17.00
9/20/11	1.00 U	3.70	1.00 U	1.00 U	1.00 U	1.00 U	--	1.00 U	2.00 U	1.00 U	9.20	--	1.00 U	25.00
3/13/12	1.00 U	1.00 U	97.00	1.00 U	1.00 U	1.00 U	--	1.00 U	1.00 U	1.00 U	3.20	--	1.00 U	28.00
9/17/12	1.00 U	1.00 U	79.80	1.00 U	1.00 U	1.00 U	2.00 U	5.00 U	5.00 U	1.00 U	6.02	1.00 U	1.00 U	25.70
3/28/13	1.00 U	1.00 U	105.00	1.00 U	1.00 U	1.00 U	2.00 U	5.00 U	5.00 U	1.00 U	6.49	1.00 U	1.00 U	27.80
9/18/13	1.00 U	1.00 U	120.00	1.00 U	1.00 U	1.00 U	2.00 U	5.00 U	5.00 U	1.00 U	4.04	1.00 U	1.00 U	24.20
3/13/14	1.00 U	1.00 U	94.20	1.00 U	1.00 U	1.00 U	2.00 U	5.00 U	5.00 U	1.00 U	4.88	1.00 U	1.00 U	21.70
9/8/14	1.00 U	1.00 U	81.60	1.00 U	1.00 U	1.00 U	2.00 U	5.00 U	5.00 U	1.00 U	3.59	1.00 U	1.00 U	18.00
3/18/15	1.00 U	1.00 U	95.90	1.00 U	1.00 U	1.00 U	2.00 U	5.00 U	5.00 U	1.00 U	4.36	1.00 U	1.00 U	17.20
9/1/15	1.17	1.00 U	81.50	1.00 U	1.00 U	1.00 U	2.00 U	5.00 U	5.00 U	1.00 U	3.63	1.00 U	1.00 U	11.90
3/16/16	1.57	1.00 U	95.80	1.00 U	1.00 U	1.00 U	2.00 U	5.00 U	5.00 U	1.00 U	3.95	1.00 U	1.00 U	18.80
8/29/16	1.37	1.00 U	86.70	1.00 U	1.00 U	1.00 U	2.00 U	5.00 U	5.00 U	1.00 U	3.48	1.00 U	1.00 U	15.30
3/7/17	1.50	1.00 U	92.40	1.00 U	1.00 U	1.00 U	2.00 U	5.00 U	5.00 U	1.00 U	3.73	1.00 U	1.00 U	17.30
9/18/17	1.28	1.00 U	80.70	1.00 U	1.00 U	1.00 U	2.00 U	5.00 U	5.00 U	1.00 U	3.31	1.00 U	1.00 U	13.10
3/28/18	1.33	1.00 U	74.80	1.00 U	1.00 U	1.00 U	2.00 U	5.00 U	5.00 U	1.00 U	3.05	1.00 U	1.00 U	12.10
10/10/18	1.00 U	1.00 U	49.90	1.00 U	1.00 U	1.00 U	2.00 U	5.00 U	5.00 U	1.00 U	2.03	1.00 U	1.00 U	8.30
4/9/19	1.00 U	1.00 U	46.50	1.00 U	1.00 U	1.00 U	1.00 U	1.00 U	1.00 U	1.00 U	1.90	1.00 U	1.00 U	7.10
8/6/19	1.10	1.00 U	59.50	1.00 U	1.00 U	1.00 U	1.00 U	1.00 U	1.00 U	1.00 U	1.70 J	1.00 U	1.00 U	8.40

Shaded concentrations represent MCL/GWPS exceedances

Printed on Recycled Paper

Gude Landfill
Monitoring Location MW-13A - Volatile Organic Compounds

Printed 12/10/21

	Chloroform (ug/L)	Chloromethane (ug/L)	cis-1,2-Dichloroethene (ug/L)	cis-1,3-Dichloropropene (ug/L)	Dibromochloromethane (ug/L)	Ethylbenzene (ug/L)	m&p-Xylene (ug/L)	Methyl Iodide (ug/L)	Methyl Tertiary Butyl Ether (ug/L)	Methylene Bromide (ug/L)	Methylene Chloride (ug/L)	o-Xylene (ug/L)	Styrene (ug/L)	Tetrachloroethene (ug/L)
3/9/20	3.00	1.00 U	51.60	1.00 U	1.00 U	1.00 U	1.00 U	1.00 U	1.00 U	1.00 U	2.00 B	1.00 U	1.00 U	7.20
7/27/20	7.50	1.00 U	55.50	1.00 U	1.00 U	1.00 U	1.00 U	1.00 U	1.00 U	1.00 U	1.80	1.00 U	1.00 U	8.10
3/22/21	4.00	1.00 U	35.20	1.00 U	1.00 U	1.00 U	1.00 U	1.00 U	1.00 U	1.00 U	1.30	1.00 U	1.00 U	6.00
8/30/21	4.20	1.00 U	42.90	1.00 U	1.00 U	1.00 U	1.00 U	1.00 U	1.00 U	1.00 U	1.80	1.00 U	1.00 U	6.60

Gude Landfill
Monitoring Location MW-13A - Volatile Organic Compounds

Printed 12/10/21

	Toluene (ug/L)	trans-1,2-Dichloroethene (ug/L)	trans-1,3-Dichloropropene (ug/L)	trans-1,4-Dichloro-2-butene (ug/L)	Trichloroethene (ug/L)	Trichlorofluoromethane (ug/L)	Vinyl Acetate (ug/L)	Vinyl Chloride (ug/L)	Xylene (ug/L)
MCL/ GWPS	1000	100			5			2	10000
7/30/10	1.00 U	4.00	1.00 U	5.00 U	33.00	1.00 U	1.00 U	8.00	--
9/15/10	2.00 U	3.26	2.00 U	2.00 U	26.90	1.50 J	2.00 U	11.10	--
4/25/11	1.00 U	7.30	1.00 U	5.00 U	23.00	3.80	1.00 U	14.00	1.00 U
9/20/11	1.00 U	6.20	1.00 U	5.00 U	28.00	4.60	1.00 U	18.00	1.00 U
3/13/12	1.00 U	3.50	1.00 U	5.00 U	32.00	1.00 U	1.00 U	8.60	1.00 U
9/17/12	1.00 U	1.00 U	1.00 U	5.00 U	30.20	1.00 U	5.00 U	8.58	--
3/28/13	1.00 U	4.00	1.00 U	5.00 U	33.90	1.00 U	5.00 U	10.10	--
9/18/13	1.00 U	4.76	1.00 U	5.00 U	37.10	1.00 U	5.00 U	9.83	--
3/13/14	1.00 U	3.31	1.00 U	5.00 U	28.30	1.00 U	5.00 U	8.14	--
9/8/14	1.00 U	3.14	1.00 U	5.00 U	28.90	1.00 U	5.00 U	6.74	--
3/18/15	1.00 U	3.63	1.00 U	5.00 U	25.10	1.00 U	5.00 U	7.91	--
9/1/15	1.00 U	2.57	1.00 U	5.00 U	21.80	1.00 U	5.00 U	6.00	--
3/16/16	1.00 U	3.38	1.00 U	5.00 U	27.00	1.00 U	5.00 U	7.67	--
8/29/16	1.00 U	2.95	1.00 U	5.00 U	22.80	1.00 U	5.00 U	6.66	--
3/7/17	1.00 U	3.28	1.00 U	5.00 U	25.40	1.00 U	5.00 U	7.27	--
9/18/17	1.00 U	2.74	1.00 U	5.00 U	18.70	1.00 U	5.00 U	5.78	--
3/28/18	1.00 U	2.61	1.00 U	5.00 U	19.50	1.00 U	5.00 U	5.42	--
10/10/18	1.00 U	1.87	1.00 U	5.00 U	13.20	1.00 U	5.00 U	4.18	--
4/9/19	1.00 U	1.60	1.00 U	1.00 U	11.70	1.00 U	1.00 U	3.80	--
8/6/19	1.00 U	1.80	1.00 U	1.00 U	14.10	1.00 U	1.00 U	3.90	--

Shaded concentrations represent MCL/GWPS exceedances

Printed on Recycled Paper

Gude Landfill
Monitoring Location MW-13A - Volatile Organic Compounds

Printed 12/10/21

	Toluene (ug/L)	trans-1,2-Dichloroethene (ug/L)	trans-1,3-Dichloropropene (ug/L)	trans-1,4-Dichloro-2-butene (ug/L)	Trichloroethene (ug/L)	Trichlorofluoromethane (ug/L)	Vinyl Acetate (ug/L)	Vinyl Chloride (ug/L)	Xylene (ug/L)
3/9/20	1.00 U	1.60	1.00 U	1.00 U	10.90	1.00 U	1.00 U	2.30	--
7/27/20	1.00 U	1.50	1.00 U	1.00 U	11.90	1.00 U	1.00 U	2.30	--
3/22/21	1.00 U	1.10	1.00 U	1.00 U	7.80	1.00 U	1.00 U	2.20	--
8/30/21	1.00 U	1.60	1.00 U	1.00 U	8.80	1.00 U	1.00 U	2.70	--

Gude Landfill
Monitoring Location MW-13B - General Parameters

Printed 12/10/21

	Alkalinity (mg/L)	Ammonia Nitrogen (mg/L)	Chemical Oxygen Demand (mg/L)	Chloride (mg/L)	Cyanide, Total (mg/L)	Dissolved Oxygen, Field (mg/L)	Hardness (mg/L)	Nitrate (mg/L)	Nitrate+Nitrite (mg/L)	Nitrite (mg/L)	ORP, Field (mV)	pH, Field (SU)	pH, Lab (SU)	Specific Conductivity, Field (uS/cm)
MCL/ GWPS					0.2			10		1				
7/30/10	--	--	--	--	0.050 U	--	--	--	--	--	--	--	--	--
9/15/10	230.0	0.20 U	6.2 J	84.6000	--	--	360.0	1.4670	1.47	0.05 U	--	--	--	--
4/25/11	720.0	0.20 U	9.6	84.7000	--	--	313.0	1.6200	1.63	0.05 U	--	--	--	--
9/20/11	226.0	0.20 U	3.4	85.5000	--	--	67.0	1.6000	1.61	0.05 U	--	--	--	--
3/13/12	742.0	0.20 U	12.1	89.5000	--	--	334.0	1.8800	1.89	0.05 U	--	--	--	--
9/17/12	226.0	0.20 U	10.0 U	86.4000	--	--	316.0	2.0800	2.13	0.05 U	--	--	--	--
3/28/13	224.0	0.20 U	10.0 U	91.0000	--	0.02	314.0	2.2700	2.32	0.05 U	429.0	6.20	--	781.0
9/18/13	221.0	0.20 U	10.0 U	89.4000	--	0.02	328.0	2.4400	2.45	0.05 U	593.0	6.07	--	673.7
3/13/14	218.0	0.20 U	10.0 U	92.4000	--	0.01	340.0	2.7000	--	--	369.0	6.15	--	676.3
9/8/14	221.0	0.20 U	10.0 U	97.1000	--	2.16	342.0	2.9100	2.92	0.05 U	364.0	6.28	--	716.8
3/18/15	212.0	0.20 U	10.0 U	99.8000	--	0.00	368.0	3.3100	3.32	0.05 U	310.0	6.70	--	615.2
9/1/15	216.0	0.20 U	10.0 U	99.2000	--	1.63	344.0	3.4600	3.47	0.05 U	345.0	6.10	--	710.0
3/16/16	209.0	0.20 U	10.0 U	97.9000	--	0.00	324.0	3.6800	3.73	0.05 U	374.0	6.14	--	700.0
8/29/16	214.0	0.20 U	10.0 U	98.5000	--	--	340.0	3.7400	3.75	0.05 U	339.0	5.90	--	708.7
3/7/17	217.0	0.20 U	11.8	105.0000	--	--	340.0	4.0100	4.02	0.05 U	405.0	5.95	--	676.4
9/18/17	210.0	0.20 U	10.0 U	92.6000	--	--	344.0	4.2400	4.25	0.05 U	396.0	6.09	--	674.1
3/28/18	209.0	0.20 U	12.4	107.0000	--	--	350.0	3.9500	4.00	0.05 U	208.0	6.19	--	671.0
10/10/18	205.0	0.20 U	10.0 U	111.0000	--	--	358.0	4.2000	4.21	0.05 U	211.0	5.86	--	670.1
4/9/19	209.0	0.10 U	7.0	115.0000	--	0.03	318.0 B	0.2000 U	--	--	127.1	5.96	6.23	949.0

Gude Landfill
Monitoring Location MW-13B - General Parameters

Printed 12/10/21

	Alkalinity (mg/L)	Ammonia Nitrogen (mg/L)	Chemical Oxygen Demand (mg/L)	Chloride (mg/L)	Cyanide, Total (mg/L)	Dissolved Oxygen, Field (mg/L)	Hardness (mg/L)	Nitrate (mg/L)	Nitrate+Nitrite (mg/L)	Nitrite (mg/L)	ORP, Field (mV)	pH, Field (SU)	pH, Lab (SU)	Specific Conductivity, Field (uS/cm)
8/6/19	207.0	0.12	4.3	116.0000	--	0.16	319.0	5.6000	--	--	201.6	5.72	6.33	0.8
3/9/20	204.0	0.10 U	10.6	98.4000	--	0.57	355.0	5.8800	--	--	230.8	5.99	6.10	639.0
7/27/20	189.0	0.10 U	7.1	99.0000	--	0.56	305.0	4.5700	--	--	199.3	5.85	6.11	639.0
3/22/21	194.0	0.10 U	3.0 U	108.0000	--	0.21	299.0	4.9800	--	--	203.6	5.98	6.13	735.0
8/30/21	222.0	0.05 U	20.8	113.0000	--	6.67	333.0	5.3300	--	--	278.7	6.02	6.16	720.0

Gude Landfill

Monitoring Location MW-13B - General Parameters

	Specific Conductivity, Lab (umhos/cm)	Sulfate, total (mg/L)	Sulfide (mg/L)	Temperature, field (°C)	Total Dissolved Solids (mg/L)	Total Suspended Solids (mg/L)	Turbidity (NTU)	Turbidity, Field (NTU)
MCL/ GWPS								
7/30/10	--	--	3.0 U	--	--	--	--	--
9/15/10	--	6.18	--	--	540.0	--	0.232	--
4/25/11	--	4.00 U	--	--	572.0	--	0.364	--
9/20/11	--	6.71	--	--	640.0	--	--	--
3/13/12	--	7.55	--	--	560.0	--	--	--
9/17/12	--	7.58	--	--	480.0	--	--	--
3/28/13	--	7.33	--	12.7	474.0	--	--	0.00
9/18/13	--	8.33	--	13.0	502.0	--	--	0.00
3/13/14	--	9.35	--	12.5	458.0	--	--	0.69
9/8/14	--	10.50	--	13.4	454.0	--	--	0.00
3/18/15	--	11.40	--	12.0	472.0	--	--	0.70
9/1/15	--	10.20	--	14.8	412.0	--	--	0.47
3/16/16	--	12.50	--	13.3	464.0	--	--	0.00
8/29/16	--	12.60	--	13.7	508.0	--	--	0.00
3/7/17	--	13.50	--	13.1	429.0	--	--	0.00
9/18/17	--	12.90	--	13.0	456.0	--	--	0.00
3/28/18	--	14.90	--	12.1	506.0	--	--	0.00
10/10/18	--	--	--	13.4	506.0	--	--	0.00
4/9/19	799.0	15.70	--	13.5	545.0	4.9	0.692	2.30

Gude Landfill

Monitoring Location MW-13B - General Parameters

	Specific Conductivity, Lab (umhos/cm)	Sulfate, total (mg/L)	Sulfide (mg/L)	Temperature, field (°C)	Total Dissolved Solids (mg/L)	Total Suspended Solids (mg/L)	Turbidity (NTU)	Turbidity, Field (NTU)
8/6/19	790.0	15.80	--	13.9	504.0	2.3 U	0.500 U	0.00
3/9/20	757.0	16.40	--	11.9	456.0	4.8 U	0.500 U	11.50
7/27/20	772.0	14.90	--	15.0	481.0	2.3 U	0.500 U	2.60
3/22/21	800.0	20.00	--	11.9	496.0	2.3 U	0.500 U	0.00
8/30/21	814.0	23.20	--	15.0	504.0	4.4	0.892	2.70

Gude Landfill
Monitoring Location MW-13B - Dissolved Metals

Printed 12/10/21

	Antimony, dissolved (mg/L)	Arsenic, dissolved (mg/L)	Barium, dissolved (mg/L)	Beryllium, dissolved (mg/L)	Cadmium, dissolved (mg/L)	Calcium, dissolved (mg/L)	Chromium, dissolved (mg/L)	Cobalt, dissolved (mg/L)	Copper, dissolved (mg/L)	Iron, dissolved (mg/L)	Lead, dissolved (mg/L)	Magnesium, dissolved (mg/L)	Manganese, dissolved (mg/L)	Mercury, dissolved (mg/L)
MCL/ GWPS	0.006	0.01	2	0.004	0.005		0.1				0.015			0.002
4/25/11	0.005 U	0.005 U	0.072	0.005 U	0.005 U	84.3	0.01 U	0.01 U	0.005 U	0.6	0.005 U	29.0	0.031	0.0002 U
9/20/11	--	--	--	--	--	--	--	--	--	--	--	--	--	--
3/13/12	0.005 U	0.005 U	0.077	0.005 U	0.005 U	77.0	0.01 U	0.01 U	0.005 U	0.4	0.005 U	27.4	0.037	0.0002 U
9/17/12	0.005 U	0.005 U	0.078	0.005 U	0.005 U	87.0	0.01 U	0.01 U	0.005 U	0.3	0.005 U	29.8	0.040	0.0003
3/28/13	0.005 U	0.005 U	0.074	0.005 U	0.005 U	81.9	0.01 U	0.01 U	0.010	0.5	0.005 U	26.4	0.032	0.0002 U
9/18/13	0.005 U	0.005 U	0.076	0.005 U	0.005 U	83.4	0.01 U	0.01 U	0.005 U	0.4	0.005 U	28.9	0.033	0.0002
3/13/14	0.005 U	0.005 U	0.079	0.005 U	0.005 U	89.4	0.01 U	0.01 U	0.005 U	0.5	0.005 U	30.7	0.036	0.0002 U
9/8/14	0.005 U	0.005 U	0.080	0.005 U	0.005 U	82.5	0.01 U	0.01 U	0.005 U	0.5	0.005 U	28.9	0.037	0.0002 U
3/18/15	0.002 U	0.002 U	0.070	0.002 U	0.004 U	87.0	0.01 U	0.01 U	0.010 U	0.0 U	0.002 U	29.0	0.025	0.0002 U
9/1/15	0.001 U	0.001	0.069	0.001 U	0.001 U	89.0	0.01 U	0.01 U	0.005 U	0.0 U	0.001 U	29.0	0.032	0.0002 U
3/16/16	0.002 U	0.002 U	0.077	0.002 U	0.002 U	84.4	0.00 U	0.00 U	0.002 U	0.5	0.002 U	29.2	0.036	0.0002 U
8/29/16	0.002 U	0.002 U	0.076	0.002 U	0.002 U	85.3	0.00 U	0.00 U	0.002 U	0.5	0.002 U	31.1	0.036	0.0002 U
3/7/17	0.002 U	0.002 U	0.073	0.002 U	0.002 U	87.1	0.01	0.00 U	0.002 U	0.4	0.002 U	30.4	0.034	0.0002 U
9/18/17	0.002 U	0.002 U	0.072	0.002 U	0.002 U	82.5	0.00 U	0.00 U	0.002 U	0.4	0.002 U	29.4	0.037	0.0002 U
3/28/18	0.002 U	0.002 U	0.070	0.002 U	0.002 U	85.7	0.01	0.00 U	0.002 U	0.2 U	0.002 U	27.0	0.032	0.0002 U
10/10/18	0.002 U	0.002 U	0.074	0.002 U	0.002 U	89.3	0.01	0.00 U	0.002 U	0.1 U	0.002 U	31.6	0.035	0.0002 U

Gude Landfill

Printed 12/10/21

Monitoring Location MW-13B - Dissolved Metals

	Nickel, dissolved (mg/L)	Potassium, dissolved (mg/L)	Selenium, dissolved (mg/L)	Silver, dissolved (mg/L)	Sodium, dissolved (mg/L)	Thallium, dissolved (mg/L)	Vanadium, dissolved (mg/L)	Zinc, dissolved (mg/L)
MCL/ GWPS			0.05			0.002		
4/25/11	0.01 U	3.1	0.005 U	0.01 U	17.7	0.005 U	0.01 U	0.005 U
9/20/11	0.01 U	--	--	--	--	--	--	--
3/13/12	0.01	3.6	0.005 U	0.01 U	16.2	0.005 U	0.01 U	0.005 U
9/17/12	0.01	3.7	0.005 U	0.01 U	17.4	0.005 U	0.01 U	0.008
3/28/13	0.01 U	4.9	0.005 U	0.01 U	19.0	0.005 U	0.01 U	0.005 U
9/18/13	0.01	3.7	0.005 U	0.01 U	16.3	0.005 U	0.01 U	0.007
3/13/14	0.01	3.8	0.005 U	0.01 U	17.9	0.005 U	0.01 U	0.006
9/8/14	0.01 U	3.6	0.005 U	0.01 U	17.9	0.005 U	0.01 U	0.008
3/18/15	0.01 U	3.4	0.035 U	0.01 U	17.0	0.002 U	0.01 U	0.010 U
9/1/15	0.01 U	3.7	0.005 U	0.00 U	18.0	0.001 U	0.01 U	0.005 U
3/16/16	0.00	3.3	0.002 U	0.00 U	17.5	0.001 U	0.00 U	0.002 U
8/29/16	0.00	3.5	0.002 U	0.00 U	18.8	0.001 U	0.00 U	0.002 U
3/7/17	0.00	3.4	0.003	0.00 U	18.3	0.001 U	0.00 U	0.002 U
9/18/17	0.00	3.3	0.002 U	0.00 U	17.5	0.001 U	0.00 U	0.002 U
3/28/18	0.00	3.1	0.003	0.00 U	16.5	0.001 U	0.00	0.002
10/10/18	0.00	3.6	0.003	0.00 U	18.9	0.001 U	0.00	0.002 U

Gude Landfill
Monitoring Location MW-13B - Total Metals

Printed 12/10/21

	Antimony, total (mg/L)	Arsenic, total (mg/L)	Barium, total (mg/L)	Beryllium, total (mg/L)	Cadmium, total (mg/L)	Calcium, total (mg/L)	Chromium, total (mg/L)	Cobalt, total (mg/L)	Copper, total (mg/L)	Iron, total (mg/L)	Lead, total (mg/L)	Magnesium, total (mg/L)
MCL/ GWPS	0.006	0.01	2	0.004	0.005		0.1				0.015	
7/30/10	0.0010 U	0.0007 J	0.0570	0.0010 U	0.0010 U	--	0.0010 U	0.0010 U	0.0008 J	--	0.00100 U	--
9/15/10	0.0050 U	0.0050 U	0.0676	0.0050 U	0.0050 U	82.70	0.0050 U	0.0050 U	0.0063	0.5710	0.00500 U	27.600
4/25/11	0.0050 U	0.0050 U	0.0730	0.0050 U	0.0050 U	80.50	0.0050 U	0.0050 U	0.0050 U	0.5000 U	0.00500 U	31.400 J
9/20/11	0.0050 U	0.0050 U	0.0706	0.0050 U	0.0050 U	83.40	0.0050 U	0.0050 U	0.0050 U	0.5000 U	0.00500 U	31.200
3/13/12	0.0050 U	0.0050 U	0.0746	0.0050 U	0.0050 U	91.20	0.0050 U	0.0050 U	0.0050 U	0.4980	0.00500 U	32.200
9/17/12	0.0050 U	0.0050 U	0.0676	0.0050 U	0.0050 U	81.40	0.0050 U	0.0050 U	0.0050 U	0.4470	0.00500 U	26.900
3/28/13	0.0050 U	0.0050 U	0.0748	0.0050 U	0.0050 U	83.00	0.0050 U	0.0050 U	0.0100	0.5370	0.00500 U	28.100
9/18/13	0.0050 U	0.0050 U	0.0754	0.0050 U	0.0050 U	86.20	0.0050 U	0.0050 U	0.0050 U	0.4110	0.00500 U	30.400
3/13/14	0.0050 U	0.0050 U	0.0794	0.0050 U	0.0050 U	90.00	0.0050 U	0.0050 U	0.0050 U	0.4580	0.00500 U	30.200
9/8/14	0.0050 U	0.0050 U	0.0814	0.0050 U	0.0050 U	85.20	0.0050 U	0.0050 U	0.0050 U	0.4980	0.00500 U	28.700
3/18/15	0.0020 U	0.0020 U	0.0700	0.0020 U	0.0040 U	86.00	0.0100 U	0.0100 U	0.0012 J	0.0050 U	0.00200 U	29.000
9/1/15	0.0010 U	0.0010 U	0.0730	0.0010 U	0.0005 U	89.00	0.0050 U	0.0050 U	0.0050 U	0.0050 U	0.00100 U	29.000
3/16/16	0.0020 U	0.0020 U	0.0770	0.0020 U	0.0020 U	84.90	0.0020 U	0.0020 U	0.0020 U	0.4780	0.00200 U	29.200
8/29/16	0.0020 U	0.0020 U	0.0745	0.0020 U	0.0020 U	83.70	0.0020 U	0.0020 U	0.0020 U	0.4560	0.00200 U	30.100
3/7/17	0.0020 U	0.0020 U	0.0734	0.0020 U	0.0020 U	83.50	0.0029	0.0020 U	0.0020 U	0.4190	0.00200 U	28.900
9/18/17	0.0020 U	0.0020 U	0.0732	0.0020 U	0.0020 U	81.70	0.0020 U	0.0020 U	0.0020 U	0.4230	0.00200 U	28.300
3/28/18	0.0020 U	0.0020 U	0.0700	0.0020 U	0.0020 U	84.60	0.0068	0.0020 U	0.0020 U	0.2000 U	0.00200 U	27.800
10/10/18	0.0020 U	0.0020 U	0.0746	0.0020 U	0.0020 U	88.10	0.0046	0.0020 U	0.0020 U	0.0500 U	0.00200 U	33.400
4/9/19	0.0010 U	0.0010 U	0.0738	0.0010 U	0.0010 U	76.90	0.0013	0.0010 U	0.0037	0.1570	0.00100 U	30.600
8/6/19	0.0010 U	0.0010 U	0.0723	0.0010 U	0.0010 U	74.40	0.0012	0.0010 U	0.0010 U	0.1000 U	0.00100 U	32.200
3/9/20	0.0010 U	0.0010 U	0.0739	0.0010 U	0.0010 U	81.00	0.0010 U	0.0010 U	0.0010 U	0.0155 J	0.00100 U	37.100
7/27/20	0.0010 U	0.0010 U	0.0695	0.0010 U	0.0010 U	69.90	0.0010 U	0.0010 U	0.0010 U	0.0109 J	0.00100 U	31.700
3/22/21	0.0010 U	0.0010 U	0.0665	0.0010 U	0.0010 U	70.60	0.0010 U	0.0010 U	0.0024 B	0.0139 J	0.00100 U	29.800

Gude Landfill
Monitoring Location MW-13B - Total Metals

Printed 12/10/21

	Antimony, total (mg/L)	Arsenic, total (mg/L)	Barium, total (mg/L)	Beryllium, total (mg/L)	Cadmium, total (mg/L)	Calcium, total (mg/L)	Chromium, total (mg/L)	Cobalt, total (mg/L)	Copper, total (mg/L)	Iron, total (mg/L)	Lead, total (mg/L)	Magnesium, total (mg/L)
8/30/21	0.0010 U	0.0010 U	0.0727	0.0010 U	0.0010 U	80.40	0.0010 U	0.0010 U	0.0012	0.1040	0.00100 U	32.100

Gude Landfill
Monitoring Location MW-13B - Total Metals

Printed 12/10/21

	Manganese, total (mg/L)	Mercury, total (mg/L)	Nickel, total (mg/L)	Potassium, total (mg/L)	Selenium, total (mg/L)	Silver, total (mg/L)	Sodium, total (mg/L)	Thallium, total (mg/L)	Tin, total (mg/L)	Vanadium, total (mg/L)	Zinc, total (mg/L)
MCL/ GWPS		0.002			0.05			0.002			
7/30/10	--	0.000200	0.0022	--	0.00100 U	0.0010 U	--	0.0010 U	0.0050 U	0.00500 U	0.01400
9/15/10	0.03060	0.000200	0.0050 U	3.300	0.00500 U	0.0050 U	19.90	0.0050 U	--	0.00500 U	0.00500 U
4/25/11	0.03230	0.000200 U	0.0050 U	4.070	0.00500 U	0.0050 U	18.20 J	0.0050 U	--	0.00500 U	0.00500 U
9/20/11	0.03240	0.000200 U	--	3.530	0.00500 U	0.0050 U	17.90	0.0050 U	--	0.00500 U	0.00500 U
3/13/12	0.03820	0.000200 U	0.0053	3.500	0.00500 U	0.0050 U	18.90	0.0050 U	--	0.00500 U	0.00501
9/17/12	0.04030	0.000287	0.0070	3.670	0.00500 U	0.0050 U	15.90	0.0050 U	--	0.00500 U	0.00618
3/28/13	0.03310	0.000201	0.0050 U	4.710	0.00500 U	0.0050 U	19.90	0.0050 U	--	0.00500 U	0.00500 U
9/18/13	0.03710	0.000269	0.0050 U	3.350	0.00500 U	0.0050 U	16.40	0.0050 U	--	0.00500 U	0.00659
3/13/14	0.03420	0.000223	0.0051	3.660	0.00500 U	0.0050 U	17.70	0.0050 U	--	0.00500 U	0.00636
9/8/14	0.03610	0.000238	0.0050 U	3.450	0.00500 U	0.0050 U	17.70	0.0050 U	--	0.00500 U	0.00537
3/18/15	0.02600	0.000210	0.0110 U	3.400	0.03500 U	0.0100 U	17.00	0.0020 U	--	0.01000 U	0.01000 U
9/1/15	0.03000	0.000200 U	0.0100 U	3.800	0.00500 U	0.0010 U	19.00	0.0010 U	--	0.00500 U	0.00500 U
3/16/16	0.03600	0.000200 U	0.0028	3.260	0.00200 U	0.0020 U	17.60	0.0010 U	--	0.00200 U	0.00200 U
8/29/16	0.03530	0.000200 U	0.0025	3.340	0.00200 U	0.0020 U	18.20	0.0010 U	--	0.00200 U	0.00200 U
3/7/17	0.03520	0.000200 U	0.0045	3.250	0.00245	0.0020 U	17.40	0.0010 U	--	0.00200 U	0.00200 U
9/18/17	0.03700	0.000200 U	0.0021	3.260	0.00200 U	0.0020 U	16.90	0.0010 U	--	0.00200 U	0.00200 U
3/28/18	0.03260	0.000200 U	0.0042	3.240	0.00292	0.0020 U	17.20	0.0010 U	--	0.00261	0.00200 U
10/10/18	0.03410	0.000200 U	0.0052	3.790	0.00256	0.0020 U	20.20	0.0010 U	--	0.00200 U	0.00200 U
4/9/19	0.04300	0.000372	0.0028	3.590	0.00100 U	0.0010 U	19.50	0.0010 U	--	0.00104	0.00400 U
8/6/19	0.03960	0.000299	0.0014	3.470	0.00100 U	0.0010 U	20.30	0.0010 U	--	0.00100 U	0.00495 B
3/9/20	0.03690	0.000217	0.0020	3.510	0.00100 U	0.0010 U	20.40	0.0010 U	--	0.00100 U	0.00400 U
7/27/20	0.02880	0.000232	0.0023	3.450	0.00100 U	0.0010 U	19.10	0.0010 U	--	0.00100 U	0.00400 U
3/22/21	0.03350	0.000259	0.0021	3.300	0.00100 U	0.0010 U	18.50	0.0010 U	--	0.00100 U	0.00438

Gude Landfill
Monitoring Location MW-13B - Total Metals

Printed 12/10/21

	Manganese, total (mg/L)	Mercury, total (mg/L)	Nickel, total (mg/L)	Potassium, total (mg/L)	Selenium, total (mg/L)	Silver, total (mg/L)	Sodium, total (mg/L)	Thallium, total (mg/L)	Tin, total (mg/L)	Vanadium, total (mg/L)	Zinc, total (mg/L)
8/30/21	0.03890	0.000238	0.0023	3.650	0.00100 U	0.0010 U	20.20	0.0010 U	--	0.00113	0.00400 U

Gude Landfill
Monitoring Location MW-13B - Volatile Organic Compounds

Printed 12/10/21

	1,1,1,2-Tetrachloroethane (ug/L)	1,1,1-Trichloroethane (ug/L)	1,1,1,2,2-Tetrachloroethane (ug/L)	1,1,2-Trichloroethane (ug/L)	1,1-Dichloroethane (ug/L)	1,1-Dichloroethene (ug/L)	1,1-Dichloropropene (ug/L)	1,2,3-Trichloropropane (ug/L)	1,2-Dibromo-3-chloropropane (ug/L)	1,2-Dibromoethane (ug/L)	1,2-Dichlorobenzene (ug/L)	1,2-Dichloroethane (ug/L)	1,2-Dichloropropane (ug/L)	1,3-Dichloropropane (ug/L)	1,4-Dichlorobenzene (ug/L)
MCL/ GWPS	200			5		7			0.2	0.05	600	5	5		75
7/30/10	1.00 U	1.00 U	1.00 U	1.00 U	23.00	1.00 U	1.00 U	1.00 U	10.00 U	1.00 U	1.00	3.00	9.00	1.00 U	12.00
9/15/10	2.00 U	2.00 U	2.00 U	2.00 U	17.80	2.00 U	2.00 U	2.00 U	2.00 U	2.00 U	0.54 J	3.11	6.54	2.00 U	8.86
4/25/11	1.00 U	1.00 U	1.00 U	1.00 U	1.00 U	1.00 U	--	1.00 U	1.00 U	1.00 U	1.00 U	1.00 U	1.00 U	--	1.00 U
9/20/11	1.00 U	1.00 U	1.00 U	1.00 U	1.00 U	1.00 U	--	1.00 U	1.00 U	1.00 U	1.00 U	4.60	7.40	--	1.00 U
3/13/12	1.00 U	1.00 U	1.00 U	1.00 U	15.00	1.00 U	--	1.00 U	1.00 U	1.00 U	1.00	1.00 U	7.50	--	11.00
9/17/12	1.00 U	1.00 U	1.00 U	1.00 U	13.90	1.00 U	1.00 U	1.00 U	1.00 U	1.00 U	1.00 U	1.00 U	7.73	1.00 U	9.67
3/28/13	1.00 U	1.00 U	1.00 U	1.00 U	17.20	1.00 U	1.00 U	1.00 U	1.00 U	1.00 U	1.00 U	2.87	8.01	1.00 U	10.20
9/18/13	1.00 U	1.00 U	1.00 U	1.00 U	16.60	1.00 U	1.00 U	1.00 U	1.00 U	1.00 U	1.09	2.52	7.87	1.00 U	11.50
3/13/14	1.00 U	1.00 U	1.00 U	1.00 U	13.80	1.00 U	1.00 U	1.00 U	1.00 U	1.00 U	--	2.50	6.96	1.00 U	9.56
9/8/14	1.00 U	1.00 U	1.00 U	1.00 U	14.00	1.00 U	1.00 U	1.00 U	1.00 U	1.00 U	1.00 U	2.64	5.44	1.00 U	8.49
3/18/15	1.00 U	1.00 U	1.00 U	1.00 U	12.80	1.00 U	1.00 U	1.00 U	1.00 U	1.00 U	1.00 U	2.35	6.23	1.00 U	8.23
9/1/15	1.00 U	1.00 U	1.00 U	1.00 U	12.00	1.00 U	1.00 U	1.00 U	1.00 U	1.00 U	1.00 U	2.19	6.03	1.00 U	7.91
3/16/16	1.00 U	1.00 U	1.00 U	1.00 U	13.30	1.00 U	1.00 U	1.00 U	1.00 U	1.00 U	1.00 U	2.32	6.58	1.00 U	8.87
8/29/16	1.00 U	1.00 U	1.00 U	1.00 U	10.70	1.00 U	1.00 U	1.00 U	1.00 U	1.00 U	1.00 U	1.94	5.53	1.00 U	7.86
3/7/17	1.00 U	1.00 U	1.00 U	1.00 U	10.70	1.00 U	1.00 U	1.00 U	1.00 U	1.00 U	1.00 U	1.97	5.82	1.00 U	8.95
9/18/17	1.00 U	1.00 U	1.00 U	1.00 U	7.38	1.00 U	1.00 U	1.00 U	1.00 U	1.00 U	1.00 U	1.70	7.97	1.00 U	8.09
3/28/18	1.00 U	1.00 U	1.00 U	1.00 U	9.75	1.00 U	1.00 U	1.00 U	1.00 U	1.00 U	1.00 U	2.02	5.65	1.00 U	8.06
10/10/18	1.00 U	1.00 U	1.00 U	1.00 U	9.02	1.00 U	1.00 U	1.00 U	1.00 U	1.00 U	1.00 U	1.84	4.93	1.00 U	7.20
4/9/19	1.00 U	1.00 U	1.00 U	1.00 U	9.90	1.00 U	1.00 U	1.00 U	1.00 U	1.00 U	1.00 U	1.70	5.30	1.00 U	6.10
8/6/19	1.00 U	1.00 U	1.00 U	1.00 U	9.10	1.00 U	1.00 U	1.00 U	1.00 U	1.00 U	1.00 U	1.40	4.60	1.00 U	6.40

Shaded concentrations represent MCL/GWPS exceedances

Printed on Recycled Paper

Gude Landfill
Monitoring Location MW-13B - Volatile Organic Compounds

Printed 12/10/21

	1,1,1,2-Tetrachloroethane (ug/L)	1,1,1-Trichloroethane (ug/L)	1,1,1,2,2-Tetrachloroethane (ug/L)	1,1,2-Trichloroethane (ug/L)	1,1-Dichloroethane (ug/L)	1,1-Dichloroethene (ug/L)	1,1-Dichloropropene (ug/L)	1,2,3-Trichloropropane (ug/L)	1,2-Dibromo-3-chloropropane (ug/L)	1,2-Dibromoethane (ug/L)	1,2-Dichlorobenzene (ug/L)	1,2-Dichloroethane (ug/L)	1,2-Dichloropropane (ug/L)	1,3-Dichloropropane (ug/L)	1,4-Dichlorobenzene (ug/L)
3/9/20	1.00 U	1.00 U	1.00 U	1.00 U	8.70	1.00 U	1.00 U	1.00 U	1.00 U	1.00 U	1.00 U	1.40	5.20	1.00 U	6.60
7/27/20	1.00 U	1.00 U	1.00 U	1.00 U	8.20	1.00 U	1.00 U	1.00 U	0.05 U	0.02 U	1.00 U	1.60	4.90	1.00 U	6.30
3/22/21	1.00 U	1.00 U	1.00 U	1.00 U	6.60	1.00 U	1.00 U	1.00 U	0.05 U	0.02 U	1.00 U	1.10	3.40	1.00 U	6.10
8/30/21	1.00 U	1.00 U	1.00 U	1.00 U	6.80	1.00 U	1.00 U	1.00 U	0.05 U	0.02 U	1.00 U	1.10	3.70	1.00 U	5.60

Gude Landfill
Monitoring Location MW-13B - Volatile Organic Compounds

Printed 12/10/21

	2,2-Dichloropropane (ug/L)	2-Butanone (ug/L)	2-Hexanone (ug/L)	4-Methyl-2-Pentanone (ug/L)	Acetone (ug/L)	Acrylonitrile (ug/L)	Benzene (ug/L)	Bromochloromethane (ug/L)	Bromodichloromethane (ug/L)	Bromoform (ug/L)	Bromomethane (ug/L)	Carbon Disulfide (ug/L)	Carbon Tetrachloride (ug/L)	Chlorobenzene (ug/L)	Chloroethane (ug/L)
MCL/ GWPS							5	80	80				5	100	
7/30/10	1.00 U	10.00 U	5.00 U	5.00 U	5.00 U	10.00 U	6.00	1.00 U	1.00 U	5.00 U	1.00 U	1.00 U	1.00 U	2.00	1.00 U
9/15/10	2.00 U	2.00 U	2.00 U	2.00 U	0.87 J	2.00 U	5.56	2.00 U	2.00 U	2.00 U	2.00 U	5.00 U	2.00 U	1.63 J	1.14 J
4/25/11	--	5.00 U	5.00 U	5.00 U	35.00	5.00 U	1.00 U	1.00 U	1.00 U	1.00 U	1.00 U	1.00 U	1.00 U	1.00 U	1.00 U
9/20/11	--	5.00 U	5.00 U	5.00 U	5.00 U	5.00 U	6.30	1.00 U	1.00 U	1.00 U	1.00 U	1.00 U	1.00 U	1.00 U	1.00 U
3/13/12	--	5.00 U	5.00 U	5.00 U	5.00 U	5.00 U	4.60	1.00 U	1.00 U	1.00 U	1.00 U	1.00 U	1.00 U	2.20	1.00 U
9/17/12	1.00 U	5.00 U	5.00 U	5.00 U	5.00 U	5.00 U	1.00 U	1.00 U	1.00 U	1.00 U	1.00 U	5.00 U	1.00 U	1.00 U	1.00 U
3/28/13	1.00 U	5.00 U	5.00 U	5.00 U	5.00 U	5.00 U	4.56	1.00 U	1.00 U	1.00 U	1.00 U	5.00 U	1.00 U	2.03	1.00 U
9/18/13	1.00 U	5.00 U	5.00 U	5.00 U	5.00 U	5.00 U	4.17	1.00 U	1.00 U	1.00 U	1.00 U	5.00 U	1.00 U	2.29	1.00 U
3/13/14	1.00 U	5.00 U	5.00 U	5.00 U	5.00 U	5.00 U	3.61	--	1.00 U	1.00 U	1.00 U	5.00 U	1.00 U	1.98	1.00 U
9/8/14	1.00 U	5.00 U	5.00 U	5.00 U	5.00 U	5.00 U	3.28	1.00 U	1.00 U	1.00 U	1.00 U	5.00 U	1.00 U	1.67	1.00 U
3/18/15	1.00 U	5.00 U	5.00 U	5.00 U	5.00 U	5.00 U	3.18	1.00 U	1.00 U	1.00 U	1.00 U	5.00 U	1.00 U	1.81	1.00 U
9/1/15	1.00 U	5.00 U	5.00 U	5.00 U	5.00 U	5.00 U	2.96	1.00 U	1.00 U	1.00 U	1.00 U	5.00 U	1.00 U	1.75	1.00 U
3/16/16	1.00 U	5.00 U	5.00 U	5.00 U	5.00 U	5.00 U	3.11	1.00 U	1.00 U	1.00 U	1.00 U	5.00 U	1.00 U	1.92	1.00 U
8/29/16	1.00 U	5.00 U	5.00 U	5.00 U	5.00 U	5.00 U	2.58	1.00 U	1.00 U	1.00 U	1.00 U	5.00 U	1.00 U	1.62	1.00 U
3/7/17	1.00 U	5.00 U	5.00 U	5.00 U	5.00 U	5.00 U	2.56	1.00 U	1.00 U	1.00 U	1.00 U	5.00 U	1.00 U	1.72	1.00 U
9/18/17	1.00 U	5.00 U	5.00 U	5.00 U	5.00 U	5.00 U	2.53	1.00 U	1.00 U	1.00 U	1.00 U	5.00 U	1.00 U	1.59	1.00 U
3/28/18	1.00 U	5.00 U	5.00 U	5.00 U	5.00 U	5.00 U	2.25	1.00 U	1.00 U	1.00 U	1.00 U	5.00 U	1.00 U	1.68	1.00 U
10/10/18	1.00 U	5.00 U	5.00 U	5.00 U	5.00 U	5.00 U	1.91	1.00 U	1.00 U	1.00 U	1.00 U	5.00 U	1.00 U	1.44	1.00 U
4/9/19	1.00 U	5.00 U	5.00 U	5.00 U	5.50	5.00 U	1.60	1.00 U	1.00 U	1.00 U	1.00 U	1.00 U	1.00 U	1.30	1.00 U
8/6/19	1.00 U	5.00 U	5.00 U	5.00 U	5.00 U	5.00 U	1.60	1.00 U	1.00 U	1.00 U	1.00 U	1.00 U	1.00 U	1.40	1.00 U

Shaded concentrations represent MCL/GWPS exceedances

Printed on Recycled Paper

Gude Landfill
Monitoring Location MW-13B - Volatile Organic Compounds

Printed 12/10/21

	2,2-Dichloropropane (ug/L)	2-Butanone (ug/L)	2-Hexanone (ug/L)	4-Methyl-2-Pentanone (ug/L)	Acetone (ug/L)	Acrylonitrile (ug/L)	Benzene (ug/L)	Bromochloromethane (ug/L)	Bromodichloromethane (ug/L)	Bromoform (ug/L)	Bromomethane (ug/L)	Carbon Disulfide (ug/L)	Carbon Tetrachloride (ug/L)	Chlorobenzene (ug/L)	Chloroethane (ug/L)
3/9/20	1.00 U	5.00 U	5.00 U	5.00 U	5.00 U	5.00 U	1.60	1.00 U	1.00 U	1.00 U	1.00 U	1.00 U	1.00 U	1.20	1.00 U
7/27/20	1.00 U	5.00 U	5.00 U	5.00 U	5.00 U	5.00 U	1.60	1.00 U	1.00 U	1.00 U	1.00 U	1.00 U	1.00 U	1.30	1.00 U
3/22/21	1.00 U	5.00 U	5.00 U	5.00 U	5.00 U	5.00 U	1.30	1.00 U	1.00 U	1.00 U	1.00 U	1.00 U	1.00 U	1.20	1.00 U
8/30/21	1.00 U	5.00 U	5.00 U	5.00 U	5.00 U	5.00 U	1.30	1.00 U	1.00 U	1.00 U	1.00 U	1.00 U	1.00 U	1.20	1.00 U

Gude Landfill
Monitoring Location MW-13B - Volatile Organic Compounds

Printed 12/10/21

	Chloroform (ug/L)	Chloromethane (ug/L)	cis-1,2-Dichloroethene (ug/L)	cis-1,3-Dichloropropene (ug/L)	Dibromochloromethane (ug/L)	Ethylbenzene (ug/L)	m&p-Xylene (ug/L)	Methyl Iodide (ug/L)	Methyl Tertiary Butyl Ether (ug/L)	Methylene Bromide (ug/L)	Methylene Chloride (ug/L)	o-Xylene (ug/L)	Styrene (ug/L)	Tetrachloroethene (ug/L)
MCL/ GWPS	80		70		80	700	10000				5	10000	100	5
7/30/10	1.00 U	1.00 U	140.00	1.00 U	1.00 U	1.00 U	2.00 U	20.00 U	--	1.00 U	11.00	1.00 U	1.00 U	38.00
9/15/10	2.00 U	0.76 J	101.00	2.00 U	2.00 U	2.00 U	4.00 U	2.00 U	0.96 J	2.00 U	8.50	2.00 U	2.00 U	22.70
4/25/11	1.00 U	4.60	3.90	1.00 U	1.00 U	1.00 U	--	1.00 U	2.00 U	1.00 U	1.00 U	--	1.00 U	1.00 U
9/20/11	1.00 U	1.00 U	1.00 U	1.00 U	1.00 U	1.00 U	--	1.00 U	2.00 U	1.00 U	11.00	--	1.00 U	27.00
3/13/12	1.00 U	1.00 U	110.00	1.00 U	1.00 U	1.00 U	--	1.00 U	1.00 U	1.00 U	4.20	--	1.00 U	30.00
9/17/12	1.00 U	1.00 U	82.00	1.00 U	1.00 U	1.00 U	2.00 U	5.00 U	5.00 U	1.00 U	5.95	1.00 U	1.00 U	26.50
3/28/13	1.00 U	1.00 U	102.00	1.00 U	1.00 U	1.00 U	2.00 U	5.00 U	5.00 U	1.00 U	7.20	1.00 U	1.00 U	27.00
9/18/13	1.00 U	1.00 U	109.00	1.00 U	1.00 U	1.00 U	2.00 U	5.00 U	5.00 U	1.00 U	6.55	1.00 U	1.00 U	24.20
3/13/14	1.00 U	1.00 U	83.50	1.00 U	1.00 U	1.00 U	2.00 U	5.00 U	5.00 U	1.00 U	5.62	1.00 U	1.00 U	21.10
9/8/14	1.00 U	1.00 U	79.50	1.00 U	1.00 U	1.00 U	2.00 U	5.00 U	5.00 U	1.00 U	5.53	1.00 U	1.00 U	16.80
3/18/15	1.00 U	1.00 U	79.60	1.00 U	1.00 U	1.00 U	2.00 U	5.00 U	5.00 U	1.00 U	4.84	1.00 U	1.00 U	15.80
9/1/15	1.00 U	1.00 U	73.50	1.00 U	1.00 U	1.00 U	2.00 U	5.00 U	5.00 U	1.00 U	4.71	1.00 U	1.00 U	15.20
3/16/16	1.00 U	1.00 U	78.40	1.00 U	1.00 U	1.00 U	2.00 U	5.00 U	5.00 U	1.00 U	4.95	1.00 U	1.00 U	16.70
8/29/16	1.00 U	1.00 U	67.50	1.00 U	1.00 U	1.00 U	2.00 U	5.00 U	5.00 U	1.00 U	3.95	1.00 U	1.00 U	14.20
3/7/17	1.00 U	1.00 U	69.00	1.00 U	1.00 U	1.00 U	2.00 U	5.00 U	5.00 U	1.00 U	3.99	1.00 U	1.00 U	15.60
9/18/17	1.00 U	1.00 U	46.10	1.00 U	1.00 U	1.00 U	2.00 U	5.00 U	5.00 U	1.00 U	2.44	1.00 U	1.00 U	14.60
3/28/18	1.00 U	1.00 U	63.30	1.00 U	1.00 U	1.00 U	2.00 U	5.00 U	5.00 U	1.00 U	3.51	1.00 U	1.00 U	13.40
10/10/18	1.00 U	1.00 U	54.10	1.00 U	1.00 U	1.00 U	2.00 U	5.00 U	5.00 U	1.00 U	3.07	1.00 U	1.00 U	12.50
4/9/19	1.00 U	1.00 U	58.40	1.00 U	1.00 U	1.00 U	1.00 U	1.00 U	1.00 U	1.00 U	3.70	1.00 U	1.00 U	9.70
8/6/19	1.00 U	1.00 U	56.70	1.00 U	1.00 U	1.00 U	1.00 U	1.00 U	1.00 U	1.00 U	3.00 J	1.00 U	1.00 U	9.90

Shaded concentrations represent MCL/GWPS exceedances

Printed on Recycled Paper

Gude Landfill
Monitoring Location MW-13B - Volatile Organic Compounds

Printed 12/10/21

	Chloroform (ug/L)	Chloromethane (ug/L)	cis-1,2-Dichloroethene (ug/L)	cis-1,3-Dichloropropene (ug/L)	Dibromochloromethane (ug/L)	Ethylbenzene (ug/L)	m&p-Xylene (ug/L)	Methyl Iodide (ug/L)	Methyl Tertiary Butyl Ether (ug/L)	Methylene Bromide (ug/L)	Methylene Chloride (ug/L)	o-Xylene (ug/L)	Styrene (ug/L)	Tetrachloroethene (ug/L)
3/9/20	1.00 U	1.00 U	57.00	1.00 U	1.00 U	1.00 U	1.00 U	1.00 U	1.00 U	1.00 U	2.50 B	1.00 U	1.00 U	11.20
7/27/20	1.00 U	1.00 U	58.70	1.00 U	1.00 U	1.00 U	1.00 U	1.00 U	1.00 U	1.00 U	2.70	1.00 U	1.00 U	11.30
3/22/21	1.00 U	1.00 U	41.00	1.00 U	1.00 U	1.00 U	1.00 U	1.00 U	1.00 U	1.00 U	2.10	1.00 U	1.00 U	9.20
8/30/21	1.00 U	1.00 U	42.20	1.00 U	1.00 U	1.00 U	1.00 U	1.00 U	1.00 U	1.00 U	2.40	1.00 U	1.00 U	8.50

Gude Landfill

Printed 12/10/21

Monitoring Location MW-13B - Volatile Organic Compounds

	Toluene (ug/L)	trans-1,2-Dichloroethene (ug/L)	trans-1,3-Dichloropropene (ug/L)	trans-1,4-Dichloro-2-butene (ug/L)	Trichloroethene (ug/L)	Trichlorofluoromethane (ug/L)	Vinyl Acetate (ug/L)	Vinyl Chloride (ug/L)	Xylene (ug/L)
MCL/ GWPS	1000	100			5			2	10000
7/30/10	1.00 U	5.00	1.00 U	5.00 U	38.00	2.00	1.00 U	13.00	--
9/15/10	2.00 U	4.45	2.00 U	2.00 U	32.00	1.71 J	2.00 U	17.20	--
4/25/11	1.00 U	1.00 U	1.00 U	5.00 U	1.00 U	1.00 U	1.00 U	1.00 U	1.00 U
9/20/11	1.00 U	7.30	1.00 U	5.00 U	28.00	4.70	1.00 U	25.00	1.00 U
3/13/12	1.00 U	4.30	1.00 U	5.00 U	32.00	1.30	1.00 U	12.00	1.00 U
9/17/12	1.00 U	1.00 U	1.00 U	5.00 U	27.60	1.00 U	5.00 U	9.83	--
3/28/13	1.00 U	4.22	1.00 U	5.00 U	29.50	1.27	5.00 U	11.40	--
9/18/13	1.00 U	4.18	1.00 U	5.00 U	34.50	1.00 U	5.00 U	9.96	--
3/13/14	1.00 U	3.31	1.00 U	5.00 U	22.90	1.00 U	5.00 U	8.49	--
9/8/14	1.00 U	3.60	1.00 U	5.00 U	20.20	1.09	5.00 U	10.80	--
3/18/15	1.00 U	3.03	1.00 U	5.00 U	19.00	1.00 U	5.00 U	8.03	--
9/1/15	1.00 U	2.89	1.00 U	5.00 U	20.70	1.00 U	5.00 U	7.37	--
3/16/16	1.00 U	3.18	1.00 U	5.00 U	19.90	1.00 U	5.00 U	8.09	--
8/29/16	1.00 U	2.57	1.00 U	5.00 U	16.60	1.00 U	5.00 U	6.51	--
3/7/17	1.00 U	2.69	1.00 U	5.00 U	17.20	1.00 U	5.00 U	6.40	--
9/18/17	1.00 U	1.75	1.00 U	5.00 U	20.50	1.00 U	5.00 U	4.42	--
3/28/18	1.00 U	2.32	1.00 U	5.00 U	15.40	1.00 U	5.00 U	5.26	--
10/10/18	1.00 U	2.21	1.00 U	5.00 U	13.80	1.00 U	5.00 U	5.46	--
4/9/19	1.00 U	2.30	1.00 U	1.00 U	12.30	1.00 U	1.00 U	6.00	--
8/6/19	1.00 U	2.20	1.00 U	1.00 U	11.00	1.00 U	1.00 U	5.60	--

Gude Landfill

Printed 12/10/21

Monitoring Location MW-13B - Volatile Organic Compounds

	Toluene (ug/L)	trans-1,2-Dichloroethene (ug/L)	trans-1,3-Dichloropropene (ug/L)	trans-1,4-Dichloro-2-butene (ug/L)	Trichloroethene (ug/L)	Trichlorofluoromethane (ug/L)	Vinyl Acetate (ug/L)	Vinyl Chloride (ug/L)	Xylene (ug/L)
3/9/20	1.00 U	2.10	1.00 U	1.00 U	11.90	1.00 U	1.00 U	5.00	--
7/27/20	1.00 U	2.20	1.00 U	1.00 U	12.30	1.00 U	1.00 U	5.20	--
3/22/21	1.00 U	1.60	1.00 U	1.00 U	9.00	1.00 U	1.00 U	4.50	--
8/30/21	1.00 U	1.60	1.00 U	1.00 U	8.50	1.00 U	1.00 U	3.90	--

Gude Landfill
Monitoring Location MW-14A - General Parameters

Printed 12/10/21

	Alkalinity (mg/L)	Ammonia Nitrogen (mg/L)	Chemical Oxygen Demand (mg/L)	Chloride (mg/L)	Cyanide, Total (mg/L)	Dissolved Oxygen, Field (mg/L)	Hardness (mg/L)	Nitrate (mg/L)	ORP, Field (mV)	pH (SU)	pH, Field (SU)	pH, Lab (SU)	Specific Conductivity, Field (uS/cm)
MCL/ GWPS					0.2			10					
9/2/11	16.0	0.26	56.0	300.0000	0.050 U	--	490.0	2.6000	--	5.40	--	--	--
4/18/19	17.6	0.10 U	10.0	160.0000	--	7.22	173.0	3.3000	228.1	--	5.35	5.54	731.0
8/5/19	7.5	0.10 U	16.6	354.0000	--	7.21	323.0	5.4000	231.5	--	4.91	5.45	1.1
3/17/20	15.7	0.10 U	3.0 U	242.0000	--	6.64	236.0	2.8400	247.2	--	5.05	5.52	1085.0
8/6/20	11.4	0.10 U	17.9	301.0000	--	6.45	295.0	2.5700	331.3	--	5.33	5.28	962.0
3/30/21	19.0	0.10 U	3.0 U	201.0000	--	5.79	162.0	2.6000	256.1	--	5.28	5.52	722.0
9/8/21	23.0	0.05 U	9.5	90.8000	--	5.60	112.0	3.1800	271.4	--	6.10	5.51	393.6

Gude Landfill

Monitoring Location MW-14A - General Parameters

	Specific Conductivity, Lab (umhos/cm)	Sulfate, total (mg/L)	Sulfide (mg/L)	Temperature, field (°C)	Total Dissolved Solids (mg/L)	Total Suspended Solids (mg/L)	Turbidity (NTU)	Turbidity, Field (NTU)
MCL/ GWPS								
9/2/11	980.0	11.00	3.0 UH	--	720.0	--	360.000	--
4/18/19	590.0	15.50	--	17.3	526.0	125.0	9.080	8.20
8/5/19	1160.0	24.40	--	17.1	1020.0	64.0	11.200	8.92
3/17/20	876.0	15.70	--	18.2	603.0	317.0	13.400	28.10
8/6/20	1080.0	15.00	--	18.4	633.0	405.0	107.000	318.20
3/30/21	751.0	19.90	--	18.2	384.0	708.0	24.800	165.00
9/8/21	418.0	19.20	--	21.5	242.0	130.0	31.700	85.90

Gude Landfill

Printed 12/10/21

Monitoring Location MW-14A - Dissolved Metals

	Antimony, dissolved (mg/L)	Arsenic, dissolved (mg/L)	Barium, dissolved (mg/L)	Beryllium, dissolved (mg/L)	Cadmium, dissolved (mg/L)	Chromium, dissolved (mg/L)	Cobalt, dissolved (mg/L)	Copper, dissolved (mg/L)	Lead, dissolved (mg/L)	Mercury, dissolved (mg/L)	Nickel, dissolved (mg/L)	Selenium, dissolved (mg/L)	Silver, dissolved (mg/L)	Thallium, dissolved (mg/L)
MCL/ GWPS	0.006	0.01	2	0.004	0.005	0.1			0.015	0.002		0.05		0.002
9/2/11	0.001 U	0.001 U	0.420	0.001 U	0.001	0.00 J	0.00	0.002	0.001 J	0.0002 U	0.04	0.001 U	0.00 U	0.001 U

Gude Landfill
Monitoring Location MW-14A - Dissolved Metals

Printed 12/10/21

	Vanadium, dissolved (mg/L)	Zinc, dissolved (mg/L)
MCL/ GWPS		
9/2/11	0.01 U	0.071

Gude Landfill
Monitoring Location MW-14A - Total Metals

Printed 12/10/21

	Antimony, total (mg/L)	Arsenic, total (mg/L)	Barium, total (mg/L)	Beryllium, total (mg/L)	Cadmium, total (mg/L)	Calcium, total (mg/L)	Chromium, total (mg/L)	Cobalt, total (mg/L)	Copper, total (mg/L)	Iron, total (mg/L)	Lead, total (mg/L)	Magnesium, total (mg/L)
MCL/ GWPS	0.006	0.01	2	0.004	0.005		0.1				0.015	
9/2/11	0.0010 U	0.0007 J	0.6200	0.0010 U	0.0007	--	0.0270	0.0150	0.0460	--	0.00230	--
4/18/19	0.0010 U	0.0010 U	0.2420	0.0010 U	0.0010 U	30.00	0.0106	0.0042	0.0107	2.3900	0.00100 U	23.800
8/5/19	0.0010 U	0.0010 U	0.4190	0.0010 U	0.0010 U	55.80	0.0077	0.0040	0.0086 B	2.1800	0.00100 U	44.700
3/17/20	0.0010 U	0.0010 U	0.3110	0.0010 U	0.0010 U	40.70	0.0100	0.0032	0.0094	1.4200	0.00100 U	32.700
8/6/20	0.0010 U	0.0010 U	0.4740	0.0010 U	0.0010 U	46.50	0.0344	0.0121	0.0447	13.2000	0.00191	43.500
3/30/21	0.0010 U	0.0010 U	0.2080	0.0010 U	0.0010 U	27.80	0.0080	0.0032	0.0107	2.1500	0.00100 U	22.600
9/8/21	0.0010 U	0.0010 U	0.1520	0.0010 U	0.0010 U	19.90	0.0137	0.0027	0.0101	3.0300	0.00100 U	15.300

Gude Landfill
Monitoring Location MW-14A - Total Metals

Printed 12/10/21

	Manganese, total (mg/L)	Mercury, total (mg/L)	Nickel, total (mg/L)	Potassium, total (mg/L)	Selenium, total (mg/L)	Silver, total (mg/L)	Sodium, total (mg/L)	Thallium, total (mg/L)	Tin, total (mg/L)	Vanadium, total (mg/L)	Zinc, total (mg/L)
MCL/ GWPS		0.002			0.05			0.002			
9/2/11	--	0.000200 U	0.0730	--	0.00100 U	0.0010 U	--	0.0010 U	0.0050 U	0.03500	0.08300
4/18/19	0.03890	0.000100 U	0.0243	2.980	0.00100 U	0.0010 U	40.90	0.0010 U	--	0.00611	0.04070
8/5/19	0.04600	0.000100 U	0.0343	3.710	0.00100 U	0.0010 U	69.80	0.0010 U	--	0.00548	0.06830
3/17/20	0.03010	0.000100 U	0.0286	3.220	0.00100 U	0.0010 U	60.40	0.0010 U	--	0.00290	0.04870
8/6/20	0.13600	0.000100 U	0.0610	5.730	0.00100 U	0.0010 U	67.30	0.0010 U	--	0.03270	0.09620
3/30/21	0.03140	0.000100 U	0.0168	2.790	0.00100 U	0.0010 U	60.00	0.0010 U	--	0.00607	0.04240
9/8/21	0.03570	0.000100 U	0.0208	2.540	0.00100 U	0.0010 U	31.40	0.0010 U	--	0.00770	0.03000

Gude Landfill
Monitoring Location MW-14A - Volatile Organic Compounds

Printed 12/10/21

	1,1,1,2-Tetrachloroethane (ug/L)	1,1,1-Trichloroethane (ug/L)	1,1,1,2,2-Tetrachloroethane (ug/L)	1,1,2-Trichloroethane (ug/L)	1,1-Dichloroethane (ug/L)	1,1-Dichloroethene (ug/L)	1,1-Dichloropropene (ug/L)	1,2,3-Trichloropropane (ug/L)	1,2-Dibromo-3-chloropropane (ug/L)	1,2-Dibromoethane (ug/L)	1,2-Dichlorobenzene (ug/L)	1,2-Dichloroethane (ug/L)	1,2-Dichloropropane (ug/L)	1,3-Dichloropropane (ug/L)	1,4-Dichlorobenzene (ug/L)
MCL/ GWPS	200			5		7			0.2	0.05	600	5	5		75
9/2/11	1.00 U	1.00 U	1.00 U	1.00 U	1.00 U	1.00 U	1.00 U	1.00 U	10.00 U	1.00 U	1.00 U	1.00 U	1.00 U	1.00 U	1.00 U
4/18/19	1.00 U	1.00 U	1.00 U	1.00 U	1.00 U	1.00 U	1.00 U	1.00 U	1.00 U	1.00 U	1.00 U	1.00 U	1.00 U	1.00 U	1.00 U
8/5/19	1.00 U	1.00 U	1.00 U	1.00 U	1.00 U	1.00 U	1.00 U	1.00 U	1.00 U	1.00 U	1.00 U	1.00 U	1.00 U	1.00 U	1.00 U
3/17/20	1.00 U	1.00 U	1.00 U	1.00 U	1.00 U	1.00 U	1.00 U	1.00 U	1.00 U	1.00 U	1.00 U	1.00 U	1.00 U	1.00 U	1.00 U
8/6/20	1.00 U	1.00 U	1.00 U	1.00 U	1.00 U	1.00 U	1.00 U	1.00 U	0.05 U	0.02 U	1.00 U	1.00 U	1.00 U	1.00 U	1.00 U
3/30/21	1.00 U	1.00 U	1.00 U	1.00 U	1.00 U	1.00 U	1.00 U	1.00 U	0.05 U	0.02 U	1.00 U	1.00 U	1.00 U	1.00 U	1.00 U
9/8/21	1.00 U	1.00 U	1.00 U	1.00 U	1.00 U	1.00 U	1.00 U	1.00 U	0.05 U	0.02 U	1.00 U	1.00 U	1.00 U	1.00 U	1.00 U

Gude Landfill
Monitoring Location MW-14A - Volatile Organic Compounds

Printed 12/10/21

	2,2-Dichloropropane (ug/L)	2-Butanone (ug/L)	2-Hexanone (ug/L)	4-Methyl-2-Pentanone (ug/L)	Acetone (ug/L)	Acrylonitrile (ug/L)	Benzene (ug/L)	Bromochloromethane (ug/L)	Bromodichloromethane (ug/L)	Bromoform (ug/L)	Bromomethane (ug/L)	Carbon Disulfide (ug/L)	Carbon Tetrachloride (ug/L)	Chlorobenzene (ug/L)	Chloroethane (ug/L)
MCL/ GWPS							5		80	80			5	100	
9/2/11	1.00 U	10.00 U	5.00 U	5.00 U	5.00 U	10.00 U	1.00 U	1.00 U	1.00 U	5.00 U	1.00 U	1.00 U	1.00 U	1.00 U	1.00 U
4/18/19	1.00 U	5.00 U	5.00 U	5.00 U	8.90	5.00 U	1.00 U	1.00 U	1.00 U	1.00 U	1.00 U	1.00 U	1.00 U	1.00 U	1.00 U
8/5/19	1.00 U	5.00 U	5.00 U	5.00 U	5.00 U	5.00 U	1.00 U	1.00 U	1.00 U	1.00 U	1.00 U	1.00 U	1.00 U	1.00 U	1.00 U
3/17/20	1.00 U	5.00 U	5.00 U	5.00 U	5.00 U	5.00 U	1.00 U	1.00 U	1.00 U	1.00 U	1.00 U	1.00 U	1.00 U	1.00 U	1.00 U
8/6/20	1.00 U	5.00 U	5.00 U	5.00 U	5.00 U	5.00 U	1.00 U	1.00 U	1.00 U	1.00 U	1.00 U	1.00 U	1.00 U	1.00 U	1.00 U
3/30/21	1.00 U	5.00 U	5.00 U	5.00 U	5.00 U	5.00 U	1.00 U	1.00 U	1.00 U	1.00 U	1.00 U	1.00 U	1.00 U	1.00 U	1.00 U
9/8/21	1.00 U	5.00 U	5.00 U	5.00 U	5.00 U	5.00 U	1.00 U	1.00 U	1.00 U	1.00 U	1.00 U	1.00 U	1.00 U	1.00 U	1.00 U

Gude Landfill
Monitoring Location MW-14A - Volatile Organic Compounds

Printed 12/10/21

	Chloroform (ug/L)	Chloromethane (ug/L)	cis-1,2-Dichloroethene (ug/L)	cis-1,3-Dichloropropene (ug/L)	Dibromochloromethane (ug/L)	Ethylbenzene (ug/L)	m&p-Xylene (ug/L)	Methyl Iodide (ug/L)	Methyl Tertiary Butyl Ether (ug/L)	Methylene Bromide (ug/L)	Methylene Chloride (ug/L)	o-Xylene (ug/L)	Styrene (ug/L)	Tetrachloroethene (ug/L)	Toluene (ug/L)
MCL/ GWPS	80		70		80	700	10000				5	10000	100	5	1000
9/2/11	0.90 J	1.00 U	1.00 U	1.00 U	1.00 U	1.00 U	2.00 U	20.00 U	--	1.00 U	1.00 U	1.00 U	1.00 U	1.00 U	1.00 U
4/18/19	1.00 U	1.00 U	1.00 U	1.00 U	1.00 U	1.00 U	1.00 U	1.00 U	1.00 U	1.00 U	1.00 U	1.00 U	1.00 U	1.00 U	1.00 U
8/5/19	1.00 U	1.00 U	1.00 U	1.00 U	1.00 U	1.00 U	1.00 U	1.00 U	1.00 U	1.00 U	1.00 U	1.00 U	1.00 U	1.00 U	1.00 U
3/17/20	1.00 U	1.00 U	1.00 U	1.00 U	1.00 U	1.00 U	1.00 U	1.00 U	1.00 U	1.00 U	1.00 U	1.00 U	1.00 U	1.00 U	1.00 U
8/6/20	1.00 U	1.00 U	1.00 U	1.00 U	1.00 U	1.00 U	1.00 U	1.00 U	1.00 U	1.00 U	1.00 U	1.00 U	1.00 U	1.00 U	1.00 U
3/30/21	1.00 U	1.00 U	1.00 U	1.00 U	1.00 U	1.00 U	1.00 U	1.00 U	1.00 U	1.00 U	1.00 U	1.00 U	1.00 U	1.00 U	1.00 U
9/8/21	1.00 U	1.00 U	1.00 U	1.00 U	1.00 U	1.00 U	1.00 U	1.00 U	1.00 U	1.00 U	1.00 U	1.00 U	1.00 U	1.00 U	1.00 U

Gude Landfill

Printed 12/10/21

Monitoring Location MW-14A - Volatile Organic Compounds

	trans-1,2-Dichloroethene (ug/L)	trans-1,3-Dichloropropene (ug/L)	trans-1,4-Dichloro-2-butene (ug/L)	Trichloroethene (ug/L)	Trichlorofluoromethane (ug/L)	Vinyl Acetate (ug/L)	Vinyl Chloride (ug/L)
MCL/ GWPS	100			5			2
9/2/11	1.00 U	1.00 U	5.00 U	1.00 U	1.00 U	1.00 U	1.00 U
4/18/19	1.00 U	1.00 U	1.00 U	1.00 U	1.00 U	1.00 U	1.00 U
8/5/19	1.00 U	1.00 U	1.00 U	1.00 U	1.00 U	1.00 U	1.00 U
3/17/20	1.00 U	1.00 U	1.00 U	1.00 U	1.00 U	1.00 U	1.00 U
8/6/20	1.00 U	1.00 U	1.00 U	1.00 U	1.00 U	1.00 U	1.00 U
3/30/21	1.00 U	1.00 U	1.00 U	1.00 U	1.00 U	1.00 U	1.00 U
9/8/21	1.00 U	1.00 U	1.00 U	1.00 U	1.00 U	1.00 U	1.00 U

Gude Landfill
Monitoring Location MW-14B - General Parameters

Printed 12/10/21

	Alkalinity (mg/L)	Ammonia Nitrogen (mg/L)	Chemical Oxygen Demand (mg/L)	Chloride (mg/L)	Cyanide, Total (mg/L)	Dissolved Oxygen, Field (mg/L)	Hardness (mg/L)	Nitrate (mg/L)	ORP, Field (mV)	pH (SU)	pH, Field (SU)	pH, Lab (SU)	Specific Conductivity, Field (uS/cm)	Specific Conductivity, Lab (umhos/cm)
MCL/ GWPS					0.2			10						
9/2/11	35.0	0.27	20.0 U	7.5000	0.050 U	--	38.0	2.7000	--	5.80	--	--	--	120.0
4/18/19	34.3	0.10 U	11.0	20.7000	--	5.11	59.1	5.4000	147.8	--	5.81	5.99	213.9	174.0
8/6/19	35.6	0.10 U	6.5	23.6000	--	5.24	65.4 B	5.2000	134.9	--	5.48	5.87	0.2	187.0
3/17/20	33.5	0.10 U	7.4	20.2000	--	5.43	59.9	5.0900	188.0	--	5.56	6.04	203.3	178.0
8/6/20	25.6	0.10 U	19.6	17.9000	--	4.88	57.9	4.3700	283.1	--	5.94	2.31	1630.0	2480.0
3/30/21	42.0	0.10 U	3.0 U	21.9000	--	4.91	56.6	4.8800	225.1	--	5.70	5.94	164.7	183.0
9/8/21	38.9	0.05 U	23.5	22.6000	--	4.76	64.6	4.9500	255.4	--	5.70	5.80	185.9	195.0

Gude Landfill
Monitoring Location MW-14B - General Parameters

Printed 12/10/21

	Sulfate, total (mg/L)	Sulfide (mg/L)	Temperature, field (°C)	Total Dissolved Solids (mg/L)	Total Suspended Solids (mg/L)	Turbidity (NTU)	Turbidity, Field (NTU)
MCL/ GWPS							
9/2/11	0.20 U	3.0 UH	--	140.0	--	2.700	--
4/18/19	2.50	--	15.0	184.0	95.2	6.550	6.20
8/6/19	2.10	--	16.2	164.0	67.5	4.380	4.26
3/17/20	2.06	--	14.9	134.0	27.1	3.500	10.50
8/6/20	2.70	--	17.8	122.0	7.7	4.130	2.10
3/30/21	2.30	--	15.1	128.0	11.2	2.540	10.00
9/8/21	1.90	--	20.0	154.0	2.7	2.020	10.10

Gude Landfill

Printed 12/10/21

Monitoring Location MW-14B - Dissolved Metals

	Antimony, dissolved (mg/L)	Arsenic, dissolved (mg/L)	Barium, dissolved (mg/L)	Beryllium, dissolved (mg/L)	Cadmium, dissolved (mg/L)	Chromium, dissolved (mg/L)	Cobalt, dissolved (mg/L)	Copper, dissolved (mg/L)	Lead, dissolved (mg/L)	Mercury, dissolved (mg/L)	Nickel, dissolved (mg/L)	Selenium, dissolved (mg/L)	Silver, dissolved (mg/L)	Thallium, dissolved (mg/L)
MCL/ GWPS	0.006	0.01	2	0.004	0.005	0.1			0.015	0.002		0.05		0.002
9/2/11	0.001 U	0.001 U	0.012	0.001 U	0.001 U	0.00	0.00 U	0.001 U	0.001 U	0.0002 U	0.00	0.001 U	0.00 U	0.001 U

Gude Landfill
Monitoring Location MW-14B - Dissolved Metals

Printed 12/10/21

	Vanadium, dissolved (mg/L)	Zinc, dissolved (mg/L)
MCL/ GWPS		
9/2/11	0.01 U	0.012

Gude Landfill
Monitoring Location MW-14B - Total Metals

Printed 12/10/21

	Antimony, total (mg/L)	Arsenic, total (mg/L)	Barium, total (mg/L)	Beryllium, total (mg/L)	Cadmium, total (mg/L)	Calcium, total (mg/L)	Chromium, total (mg/L)	Cobalt, total (mg/L)	Copper, total (mg/L)	Iron, total (mg/L)	Lead, total (mg/L)	Magnesium, total (mg/L)
MCL/ GWPS	0.006	0.01	2	0.004	0.005		0.1				0.015	
9/2/11	0.0010 U	0.0010 U	0.0130	0.0010 U	0.0010 U	--	0.0016	0.0010 U	0.0010 U	--	0.00100 U	--
4/18/19	0.0010 U	0.0010 U	0.0172	0.0010 U	0.0010 U	11.80	0.0037	0.0010 U	0.0022	0.3510	0.00100 U	7.200
8/6/19	0.0010 U	0.0010 U	0.0176	0.0010 U	0.0010 U	13.00 B	0.0041	0.0010 U	0.0014	0.5910	0.00100 U	7.980
3/17/20	0.0010 U	0.0010 U	0.0154	0.0010 U	0.0010 U	11.70	0.0064	0.0010 U	0.0010 U	0.2490	0.00100 U	7.430
8/6/20	0.0010 U	0.0010 U	0.0175	0.0010 U	0.0010 U	11.80	0.0046	0.0010 U	0.0017	0.2680	0.00100 U	6.910
3/30/21	0.0010 U	0.0010 U	0.0155	0.0010 U	0.0010 U	11.60	0.0022	0.0010 U	0.0010 U	0.2040	0.00100 U	6.700
9/8/21	0.0010 U	0.0010 U	0.0170	0.0010 U	0.0010 U	13.30	0.0032	0.0010 U	0.0010 U	0.1340	0.00100 U	7.590

Gude Landfill
Monitoring Location MW-14B - Total Metals

Printed 12/10/21

	Manganese, total (mg/L)	Mercury, total (mg/L)	Nickel, total (mg/L)	Potassium, total (mg/L)	Selenium, total (mg/L)	Silver, total (mg/L)	Sodium, total (mg/L)	Thallium, total (mg/L)	Tin, total (mg/L)	Vanadium, total (mg/L)	Zinc, total (mg/L)
MCL/ GWPS		0.002			0.05			0.002			
9/2/11	--	0.000200 U	0.0014	--	0.00100 U	0.0010 U	--	0.0010 U	0.0050 U	0.00500 U	0.01000 U
4/18/19	0.01430	0.000100 U	0.0030	1.530	0.00100 U	0.0010 U	8.01	0.0010 U	--	0.00100 U	0.00554
8/6/19	0.02100	0.000100 U	0.0037	1.530	0.00100 U	0.0010 U	8.51 B	0.0010 U	--	0.00100 U	0.00711 B
3/17/20	0.00505	0.000100 U	0.0048	1.470	0.00100 U	0.0010 U	8.02	0.0010 U	--	0.00100 U	0.00400 U
8/6/20	0.00630	0.000100 U	0.0029	1.520	0.00100 U	0.0010 U	7.96	0.0010 U	--	0.00100 U	0.01440
3/30/21	0.01020	0.000100 U	0.0010 U	1.350	0.00100 U	0.0010 U	7.45	0.0010 U	--	0.00139	0.00400 U
9/8/21	0.00493	0.000100 U	0.0019	1.520	0.00100 U	0.0010 U	8.46	0.0010 U	--	0.00100 U	0.00400 U

Gude Landfill
Monitoring Location MW-14B - Volatile Organic Compounds

Printed 12/10/21

	1,1,1,2-Tetrachloroethane (ug/L)	1,1,1-Trichloroethane (ug/L)	1,1,1,2,2-Tetrachloroethane (ug/L)	1,1,2-Trichloroethane (ug/L)	1,1-Dichloroethane (ug/L)	1,1-Dichloroethene (ug/L)	1,1-Dichloropropene (ug/L)	1,2,3-Trichloropropane (ug/L)	1,2-Dibromo-3-chloropropane (ug/L)	1,2-Dibromoethane (ug/L)	1,2-Dichlorobenzene (ug/L)	1,2-Dichloroethane (ug/L)	1,2-Dichloropropane (ug/L)	1,3-Dichloropropane (ug/L)	1,4-Dichlorobenzene (ug/L)
MCL/ GWPS	200			5		7			0.2	0.05	600	5	5		75
9/2/11	1.00 U	1.00 U	1.00 U	1.00 U	1.00 U	1.00 U	1.00 U	1.00 U	10.00 U	1.00 U	1.00 U	1.00 U	1.00 U	1.00 U	1.00 U
4/18/19	1.00 U	1.00 U	1.00 U	1.00 U	1.00 U	1.00 U	1.00 U	1.00 U	1.00 U	1.00 U	1.00 U	1.00 U	1.00 U	1.00 U	1.00 U
8/6/19	1.00 U	1.00 U	1.00 U	1.00 U	1.00 U	1.00 U	1.00 U	1.00 U	1.00 U	1.00 U	1.00 U	1.00 U	1.00 U	1.00 U	1.00 U
3/17/20	1.00 U	1.00 U	1.00 U	1.00 U	1.00 U	1.00 U	1.00 U	1.00 U	1.00 U	1.00 U	1.00 U	1.00 U	1.00 U	1.00 U	1.00 U
8/6/20	1.00 U	1.00 U	1.00 U	1.00 U	1.00 U	1.00 U	1.00 U	1.00 U	0.05 U	0.02 U	1.00 U	1.00 U	1.00 U	1.00 U	1.00 U
3/30/21	1.00 U	1.00 U	1.00 U	1.00 U	1.00 U	1.00 U	1.00 U	1.00 U	0.05 U	0.02 U	1.00 U	1.00 U	1.00 U	1.00 U	1.00 U
9/8/21	1.00 U	1.00 U	1.00 U	1.00 U	1.00 U	1.00 U	1.00 U	1.00 U	0.05 U	0.02 U	1.00 U	1.00 U	1.00 U	1.00 U	1.00 U

Gude Landfill
Monitoring Location MW-14B - Volatile Organic Compounds

Printed 12/10/21

	2,2-Dichloropropane (ug/L)	2-Butanone (ug/L)	2-Hexanone (ug/L)	4-Methyl-2-Pentanone (ug/L)	Acetone (ug/L)	Acrylonitrile (ug/L)	Benzene (ug/L)	Bromochloromethane (ug/L)	Bromodichloromethane (ug/L)	Bromoform (ug/L)	Bromomethane (ug/L)	Carbon Disulfide (ug/L)	Carbon Tetrachloride (ug/L)	Chlorobenzene (ug/L)	Chloroethane (ug/L)
MCL/ GWPS							5		80	80			5	100	
9/2/11	1.00 U	10.00 U	5.00 U	5.00 U	5.00 U	10.00 U	1.00 U	1.00 U	1.00 U	5.00 U	1.00 U	1.00 U	1.00 U	1.00 U	1.00 U
4/18/19	1.00 U	5.00 U	5.00 U	5.00 U	6.90	5.00 U	1.00 U	1.00 U	1.00 U	1.00 U	1.00 U	1.00 U	1.00 U	1.00 U	1.00 U
8/6/19	1.00 U	5.00 U	5.00 U	5.00 U	5.00 U	5.00 U	1.00 U	1.00 U	1.00 U	1.00 U	1.00 U	1.00 U	1.00 U	1.00 U	1.00 U
3/17/20	1.00 U	5.00 U	5.00 U	5.00 U	5.00 U	5.00 U	1.00 U	1.00 U	1.00 U	1.00 U	1.00 U	1.00 U	1.00 U	1.00 U	1.00 U
8/6/20	1.00 U	5.00 U	5.00 U	5.00 U	5.00 U	5.00 U	1.00 U	1.00 U	1.00 U	1.00 U	1.00 U	1.00 U	1.00 U	1.00 U	1.00 U
3/30/21	1.00 U	5.00 U	5.00 U	5.00 U	5.00 U	5.00 U	1.00 U	1.00 U	1.00 U	1.00 U	1.00 U	1.00 U	1.00 U	1.00 U	1.00 U
9/8/21	1.00 U	5.00 U	5.00 U	5.00 U	5.00 U	5.00 U	1.00 U	1.00 U	1.00 U	1.00 U	1.00 U	1.00 U	1.00 U	1.00 U	1.00 U

Gude Landfill
Monitoring Location MW-14B - Volatile Organic Compounds

Printed 12/10/21

	Chloroform (ug/L)	Chloromethane (ug/L)	cis-1,2-Dichloroethene (ug/L)	cis-1,3-Dichloropropene (ug/L)	Dibromochloromethane (ug/L)	Ethylbenzene (ug/L)	m&p-Xylene (ug/L)	Methyl Iodide (ug/L)	Methyl Tertiary Butyl Ether (ug/L)	Methylene Bromide (ug/L)	Methylene Chloride (ug/L)	o-Xylene (ug/L)	Styrene (ug/L)	Tetrachloroethene (ug/L)	Toluene (ug/L)
MCL/ GWPS	80		70		80	700	10000				5	10000	100	5	1000
9/2/11	2.00	1.00 U	1.00 U	1.00 U	1.00 U	1.00 U	2.00 U	20.00 U	--	1.00 U	1.00 U	1.00 U	1.00 U	1.00 U	1.00 U
4/18/19	1.30	1.00 U	1.00 U	1.00 U	1.00 U	1.00 U	1.00 U	1.00 U	1.00 U	1.00 U	1.00 U	1.00 U	1.00 U	1.00 U	1.00 U
8/6/19	1.00 U	1.00 U	1.00 U	1.00 U	1.00 U	1.00 U	1.00 U	1.00 U	1.00 U	1.00 U	1.00 U	1.00 U	1.00 U	1.00 U	1.00 U
3/17/20	1.00 U	1.00 U	1.00 U	1.00 U	1.00 U	1.00 U	1.00 U	1.00 U	1.00 U	1.00 U	1.00 U	1.00 U	1.00 U	1.00 U	1.00 U
8/6/20	1.30	1.00 U	1.00 U	1.00 U	1.00 U	1.00 U	1.00 U	1.00 U	1.00 U	1.00 U	1.00 U	1.00 U	1.00 U	1.00 U	1.00 U
3/30/21	1.00 U	1.00 U	1.00 U	1.00 U	1.00 U	1.00 U	1.00 U	1.00 U	1.00 U	1.00 U	1.00 U	1.00 U	1.00 U	1.00 U	1.00 U
9/8/21	1.00 U	1.00 U	1.00 U	1.00 U	1.00 U	1.00 U	1.00 U	1.00 U	1.00 U	1.00 U	1.00 U	1.00 U	1.00 U	1.00 U	1.00 U

Gude Landfill

Printed 12/10/21

Monitoring Location MW-14B - Volatile Organic Compounds

	trans-1,2-Dichloroethene (ug/L)	trans-1,3-Dichloropropene (ug/L)	trans-1,4-Dichloro-2-butene (ug/L)	Trichloroethene (ug/L)	Trichlorofluoromethane (ug/L)	Vinyl Acetate (ug/L)	Vinyl Chloride (ug/L)
MCL/ GWPS	100			5			2
9/2/11	1.00 U	1.00 U	5.00 U	1.00 U	1.00 U	1.00 U	1.00 U
4/18/19	1.00 U	1.00 U	1.00 U	1.00 U	1.00 U	1.00 U	1.00 U
8/6/19	1.00 U	1.00 U	1.00 U	1.00 U	1.00 U	1.00 U	1.00 U
3/17/20	1.00 U	1.00 U	1.00 U	1.00 U	1.00 U	1.00 U	1.00 U
8/6/20	1.00 U	1.00 U	1.00 U	1.00 U	1.00 U	1.00 U	1.00 U
3/30/21	1.00 U	1.00 U	1.00 U	1.00 U	1.00 U	1.00 U	1.00 U
9/8/21	1.00 U	1.00 U	1.00 U	1.00 U	1.00 U	1.00 U	1.00 U

Gude Landfill
Monitoring Location MW-15 - General Parameters

Printed 12/10/21

	Alkalinity (mg/L)	Ammonia Nitrogen (mg/L)	Chemical Oxygen Demand (mg/L)	Chloride (mg/L)	Cyanide, Total (mg/L)	Dissolved Oxygen, Field (mg/L)	Hardness (mg/L)	Nitrate (mg/L)	ORP, Field (mV)	pH (SU)	pH, Field (SU)	pH, Lab (SU)	Specific Conductivity, Field (uS/cm)	Specific Conductivity, Lab (umhos/cm)
MCL/ GWPS					0.2			10						
9/2/11	30.0	0.39	51.0	11.0000	0.050 U	--	63.0	3.1000	--	5.70	--	--	--	120.0
4/18/19	24.0	0.10 U	12.0	25.3000	--	4.68	71.8	5.2000	233.5	--	5.52	5.78	215.4	175.0
8/7/19	1.0 U	0.15	6.5	28.1000	--	4.53	81.5 B	5.3000	237.3	--	5.17	5.61	0.2	522.0
3/17/20	25.1	0.10 U	5.1	37.0000	--	0.51	90.0	4.8900	225.5	--	5.27	5.77	303.1	228.0
8/6/20	16.7	0.10 U	13.7	30.6000	--	4.48	78.2	4.5700	327.3	--	5.48	5.56	190.6	211.0
3/30/21	27.0	0.10 U	3.0 U	29.5000	--	4.02	65.9	4.7400	229.3	--	5.49	5.66	199.8	208.0
9/9/21	29.8	0.05 U	8.9	31.5000	--	41.80	74.7	4.7800	282.3	--	5.94	5.61	190.1	213.0

Gude Landfill
Monitoring Location MW-15 - General Parameters

Printed 12/10/21

	Sulfate, total (mg/L)	Sulfide (mg/L)	Temperature, field (°C)	Total Dissolved Solids (mg/L)	Total Suspended Solids (mg/L)	Turbidity (NTU)	Turbidity, Field (NTU)
MCL/ GWPS							
9/2/11	0.30	3.0 UH	--	100.0	--	440.000	--
4/18/19	3.80	--	16.6	448.0	1500.0	114.000	203.00
8/7/19	80.60	--	17.0	162.0	144.0	58.200	54.00
3/17/20	8.70	--	16.5	164.0	627.0	82.200	58.80
8/6/20	10.00	--	18.3	151.0	734.0	81.500	38.80
3/30/21	8.50	--	17.3	145.0	234.0	36.800	205.10
9/9/21	4.80	--	16.9	169.0	282.0	17.700	205.00

Gude Landfill
Monitoring Location MW-15 - Dissolved Metals

Printed 12/10/21

	Antimony, dissolved (mg/L)	Arsenic, dissolved (mg/L)	Barium, dissolved (mg/L)	Beryllium, dissolved (mg/L)	Cadmium, dissolved (mg/L)	Chromium, dissolved (mg/L)	Cobalt, dissolved (mg/L)	Copper, dissolved (mg/L)	Lead, dissolved (mg/L)	Mercury, dissolved (mg/L)	Nickel, dissolved (mg/L)	Selenium, dissolved (mg/L)	Silver, dissolved (mg/L)	Thallium, dissolved (mg/L)
MCL/ GWPS	0.006	0.01	2	0.004	0.005	0.1			0.015	0.002		0.05		0.002
9/2/11	0.001 U	0.001 U	0.027	0.001 U	0.001 U	0.00 J	0.00	0.001 U	0.001 U	0.0002 U	0.00	0.001 U	0.00 U	0.001 U

Gude Landfill
Monitoring Location MW-15 - Dissolved Metals

Printed 12/10/21

	Vanadium, dissolved (mg/L)	Zinc, dissolved (mg/L)
MCL/ GWPS		
9/2/11	0.01 U	0.016

Gude Landfill
Monitoring Location MW-15 - Total Metals

Printed 12/10/21

	Antimony, total (mg/L)	Arsenic, total (mg/L)	Barium, total (mg/L)	Beryllium, total (mg/L)	Cadmium, total (mg/L)	Calcium, total (mg/L)	Chromium, total (mg/L)	Cobalt, total (mg/L)	Copper, total (mg/L)	Iron, total (mg/L)	Lead, total (mg/L)	Magnesium, total (mg/L)
MCL/ GWPS	0.006	0.01	2	0.004	0.005		0.1				0.015	
9/2/11	0.0010 U	0.0018	0.1600	0.0010 U	0.0010 U	--	0.0120	0.0130	0.0560	--	0.00520	--
4/18/19	0.0010 U	0.0010 U	0.0829	0.0010 U	0.0010 U	10.40	0.0134	0.0053	0.0598	11.4000	0.00251	11.100
8/7/19	0.0010 U	0.0010 U	0.0905	0.0010 U	0.0010 U	11.50 B	0.0180	0.0055	0.0453	13.1000	0.00275	12.800
3/17/20	0.0010 U	0.0010 U	0.0983	0.0010 U	0.0010 U	12.60	0.0175	0.0054	0.0416	12.4000	0.00244	14.200
8/6/20	0.0010 U	0.0010 U	0.0872	0.0010 U	0.0010 U	11.00	0.0105	0.0039	0.0313	8.7800	0.00225	12.300
3/30/21	0.0010 U	0.0010 U	0.0574	0.0010 U	0.0010 U	11.10	0.0080	0.0017	0.0119	2.9800	0.00100 U	9.270
9/9/21	0.0010 U	0.0010 U	0.0688	0.0010 U	0.0010 U	12.20	0.0078	0.0032	0.0172	4.6400	0.00116	10.700

Gude Landfill
Monitoring Location MW-15 - Total Metals

Printed 12/10/21

	Manganese, total (mg/L)	Mercury, total (mg/L)	Nickel, total (mg/L)	Potassium, total (mg/L)	Selenium, total (mg/L)	Silver, total (mg/L)	Sodium, total (mg/L)	Thallium, total (mg/L)	Tin, total (mg/L)	Vanadium, total (mg/L)	Zinc, total (mg/L)
MCL/ GWPS		0.002			0.05			0.002			
9/2/11	--	0.000200 U	0.0150	--	0.00100 U	0.0010 U	--	0.0010 U	0.0050 U	0.01200	0.05000
4/18/19	0.16700	0.000100 U	0.0152	1.980	0.00162	0.0010 U	7.15	0.0010 U	--	0.00995	0.04880
8/7/19	0.19400	0.000100 U	0.0199	1.890	0.00231	0.0010 U	8.21 B	0.0010 U	--	0.00919	0.05500 B
3/17/20	0.18800	0.000100 U	0.0198	2.030	0.00175	0.0010 U	10.90	0.0010 U	--	0.00898	0.04770
8/6/20	0.14100	0.000100 U	0.0126	2.030	0.00159	0.0010 U	9.22	0.0010 U	--	0.00782	0.04020
3/30/21	0.05050	0.000100 U	0.0046	1.610	0.00100 U	0.0010 U	7.55	0.0010 U	--	0.00314	0.01950
9/9/21	0.08810	0.000100 U	0.0089	1.780	0.00100 U	0.0010 U	8.35	0.0010 U	--	0.00380	0.02340

Gude Landfill

Printed 12/10/21

Monitoring Location MW-15 - Volatile Organic Compounds

	1,1,1,2-Tetrachloroethane (ug/L)	1,1,1-Trichloroethane (ug/L)	1,1,1,2,2-Tetrachloroethane (ug/L)	1,1,2-Trichloroethane (ug/L)	1,1-Dichloroethane (ug/L)	1,1-Dichloroethene (ug/L)	1,1-Dichloropropene (ug/L)	1,2,3-Trichloropropane (ug/L)	1,2-Dibromo-3-chloropropane (ug/L)	1,2-Dibromoethane (ug/L)	1,2-Dichlorobenzene (ug/L)	1,2-Dichloroethane (ug/L)	1,2-Dichloropropane (ug/L)	1,3-Dichloropropane (ug/L)	1,4-Dichlorobenzene (ug/L)
MCL/ GWPS	200			5		7			0.2	0.05	600	5	5		75
9/2/11	1.00 U	1.00 U	1.00 U	1.00 U	1.00 U	1.00 U	1.00 U	1.00 U	10.00 U	1.00 U	1.00 U	1.00 U	1.00 U	1.00 U	1.00 U
4/18/19	1.00 U	1.00 U	1.00 U	1.00 U	1.00 U	1.00 U	1.00 U	1.00 U	1.00 U	1.00 U	1.00 U	1.00 U	1.00 U	1.00 U	1.00 U
8/7/19	1.00 U	1.00 U	1.00 U	1.00 U	1.00 U	1.00 U	1.00 U	1.00 U	1.00 U	1.00 U	1.00 U	1.00 U	1.00 U	1.00 U	1.00 U
3/17/20	1.00 U	1.00 U	1.00 U	1.00 U	1.00 U	1.00 U	1.00 U	1.00 U	1.00 U	1.00 U	1.00 U	1.00 U	1.00 U	1.00 U	1.00 U
8/6/20	1.00 U	1.00 U	1.00 U	1.00 U	1.00 U	1.00 U	1.00 U	1.00 U	0.05 U	0.02 U	1.00 U	1.00 U	1.00 U	1.00 U	1.00 U
3/30/21	1.00 U	1.00 U	1.00 U	1.00 U	1.00 U	1.00 U	1.00 U	1.00 U	0.05 U	0.02 U	1.00 U	1.00 U	1.00 U	1.00 U	1.00 U
9/9/21	1.00 U	1.00 U	1.00 U	1.00 U	1.00 U	1.00 U	1.00 U	1.00 U	0.05 U	0.02 U	1.00 U	1.00 U	1.00 U	1.00 U	1.00 U

Gude Landfill
Monitoring Location MW-15 - Volatile Organic Compounds

Printed 12/10/21

	2,2-Dichloropropane (ug/L)	2-Butanone (ug/L)	2-Hexanone (ug/L)	4-Methyl-2-Pentanone (ug/L)	Acetone (ug/L)	Acrylonitrile (ug/L)	Benzene (ug/L)	Bromochloromethane (ug/L)	Bromodichloromethane (ug/L)	Bromoform (ug/L)	Bromomethane (ug/L)	Carbon Disulfide (ug/L)	Carbon Tetrachloride (ug/L)	Chlorobenzene (ug/L)	Chloroethane (ug/L)
MCL/ GWPS							5		80	80			5	100	
9/2/11	1.00 U	10.00 U	5.00 U	5.00 U	5.00 U	10.00 U	1.00 U	1.00 U	1.00 U	5.00 U	1.00 U	1.00 U	1.00 U	1.00 U	1.00 U
4/18/19	1.00 U	5.00 U	5.00 U	5.00 U	5.60 B	5.00 U	1.00 U	1.00 U	1.00 U	1.00 U	1.00 U	1.00 U	1.00 U	1.00 U	1.00 U
8/7/19	1.00 U	5.00 U	5.00 U	5.00 U	5.00 U	5.00 U	1.00 U	1.00 U	1.00 U	1.00 U	1.00 U	1.00 U	1.00 U	1.00 U	1.00 U
3/17/20	1.00 U	5.00 U	5.00 U	5.00 U	5.00 U	5.00 U	1.00 U	1.00 U	1.00 U	1.00 U	1.00 U	1.00 U	1.00 U	1.00 U	1.00 U
8/6/20	1.00 U	5.00 U	5.00 U	5.00 U	5.00 U	5.00 U	1.00 U	1.00 U	1.00 U	1.00 U	1.00 U	1.00 U	1.00 U	1.00 U	1.00 U
3/30/21	1.00 U	5.00 U	5.00 U	5.00 U	5.00 U	5.00 U	1.00 U	1.00 U	1.00 U	1.00 U	1.00 U	1.00 U	1.00 U	1.00 U	1.00 U
9/9/21	1.00 U	5.00 U	5.00 U	5.00 U	5.00 U	5.00 U	1.00 U	1.00 U	1.00 U	1.00 U	1.00 U	1.00 U	1.00 U	1.00 U	1.00 U

Gude Landfill
Monitoring Location MW-15 - Volatile Organic Compounds

Printed 12/10/21

	Chloroform (ug/L)	Chloromethane (ug/L)	cis-1,2-Dichloroethene (ug/L)	cis-1,3-Dichloropropene (ug/L)	Dibromochloromethane (ug/L)	Ethylbenzene (ug/L)	m&p-Xylene (ug/L)	Methyl Iodide (ug/L)	Methyl Tertiary Butyl Ether (ug/L)	Methylene Bromide (ug/L)	Methylene Chloride (ug/L)	o-Xylene (ug/L)	Styrene (ug/L)	Tetrachloroethene (ug/L)	Toluene (ug/L)
MCL/ GWPS	80		70		80	700	10000				5	10000	100	5	1000
9/2/11	2.00	1.00 U	1.00 U	1.00 U	1.00 U	1.00 U	2.00 U	20.00 U	--	1.00 U	1.00 U	1.00 U	1.00 U	1.00 U	1.00 U
4/18/19	1.00 U	1.00 U	1.00 U	1.00 U	1.00 U	1.00 U	1.00 U	1.00 U	1.00 U	1.00 U	1.00 U	1.00 U	1.00 U	1.00 U	1.00 U
8/7/19	1.00 U	1.00 U	1.00 U	1.00 U	1.00 U	1.00 U	1.00 U	1.00 U	1.00 U	1.00 U	1.00 U	1.00 U	1.00 U	1.00 U	1.00 U
3/17/20	1.00 U	1.00 U	1.00 U	1.00 U	1.00 U	1.00 U	1.00 U	1.00 U	1.00 U	1.00 U	1.00 U	1.00 U	1.00 U	1.00 U	1.00 U
8/6/20	1.00 U	1.00 U	1.00 U	1.00 U	1.00 U	1.00 U	1.00 U	1.00 U	1.00 U	1.00 U	1.00 U	1.00 U	1.00 U	1.00 U	1.00 U
3/30/21	1.00 U	1.00 U	1.00 U	1.00 U	1.00 U	1.00 U	1.00 U	1.00 U	1.00 U	1.00 U	1.00 U	1.00 U	1.00 U	1.00 U	1.00 U
9/9/21	1.00 U	1.00 U	1.00 U	1.00 U	1.00 U	1.00 U	1.00 U	1.00 U	1.00 U	1.00 U	1.00 U	1.00 U	1.00 U	1.00 U	1.00 U

Gude Landfill

Monitoring Location MW-15 - Volatile Organic Compounds

	trans-1,2-Dichloroethene (ug/L)	trans-1,3-Dichloropropene (ug/L)	trans-1,4-Dichloro-2-butene (ug/L)	Trichloroethene (ug/L)	Trichlorofluoromethane (ug/L)	Vinyl Acetate (ug/L)	Vinyl Chloride (ug/L)
MCL/ GWPS	100			5			2
9/2/11	1.00 U	1.00 U	5.00 U	1.00 U	1.00 U	1.00 U	1.00 U
4/18/19	1.00 U	1.00 U	1.00 U	1.00 U	1.00 U	1.00 U	1.00 U
8/7/19	1.00 U	1.00 U	1.00 U	1.00 U	1.00 U	1.00 U	1.00 U
3/17/20	1.00 U	1.00 U	1.00 U	1.00 U	1.00 U	1.00 U	1.00 U
8/6/20	1.00 U	1.00 U	1.00 U	1.00 U	1.00 U	1.00 U	1.00 U
3/30/21	1.00 U	1.00 U	1.00 U	1.00 U	1.00 U	1.00 U	1.00 U
9/9/21	1.00 U	1.00 U	1.00 U	1.00 U	1.00 U	1.00 U	1.00 U

Gude Landfill
Monitoring Location MW-16A - General Parameters

Printed 12/10/21

	Alkalinity (mg/L)	Ammonia Nitrogen (mg/L)	Chemical Oxygen Demand (mg/L)	Chloride (mg/L)	Dissolved Oxygen, Field (mg/L)	Hardness (mg/L)	Nitrate (mg/L)	Nitrate+Nitrite (mg/L)	Nitrite (mg/L)	ORP, Field (mV)	pH, Field (SU)	pH, Lab (SU)	Specific Conductivity, Field (uS/cm)	Specific Conductivity, Lab (umhos/cm)
MCL/ GWPS							10		1					
9/12/17	235.0	0.20 U	31.8	105.0000	0.41	270.0	0.2000 U	0.20 U	0.05 U	133.0	6.43	--	791.1	--
3/27/18	229.0	0.20 U	32.6	108.0000	--	330.0	0.2000 U	0.20 U	0.05 U	-19.0	6.39	--	698.6	--
9/6/18	224.0	0.20 U	28.2	72.4000	--	165.0	2.1700	2.22	0.05 U	-38.0	6.23	--	655.4	--
4/9/19	200.0	0.19	21.0	37.2000	0.13	138.0 B	0.5000	--	--	-20.8	6.16	6.43	746.0	604.0
8/5/19	217.0	0.13	32.8	59.4000	0.25	153.0	8.4000	--	--	-0.3	6.02	6.40	0.7	659.0
3/10/20	240.0	0.18	29.6	73.0000	0.39	186.0	3.8100	--	--	-38.3	6.26	6.49	782.0	731.0
8/3/20	215.0	0.12	40.9	64.5000	0.50	203.0	7.8400	--	--	45.2	6.04	6.44	675.0	718.0
3/22/21	208.0	0.14	15.3	52.6000	0.01	168.0	14.8000	--	--	-51.2	6.15	6.31	881.0	734.0
8/31/21	262.0	0.10	41.5	70.8000	0.55	190.0	4.3800	--	--	-16.9	6.41	6.39	807.0	765.0

Gude Landfill
Monitoring Location MW-16A - General Parameters

Printed 12/10/21

	Sulfate, total (mg/L)	Temperature, field (°C)	Total Dissolved Solids (mg/L)	Total Suspended Solids (mg/L)	Turbidity (NTU)	Turbidity, Field (NTU)
MCL/ GWPS						
9/12/17	13.00	20.2	463.0	--	--	4.30
3/27/18	14.10	14.9	426.0	--	--	1.30
9/6/18	14.90	23.8	358.0	--	--	7.00
4/9/19	16.40	21.3	365.0	72.7	25.700	36.40
8/5/19	20.00	22.4	408.0	29.3	37.100	6.59
3/10/20	20.50	20.6	431.0	21.6	28.700	19.80
8/3/20	20.00	21.1	448.0	393.0	389.000	50.30
3/22/21	43.50	21.2	437.0	416.0	92.000	129.10
8/31/21	29.40	23.3	277.0	803.0	56.300	66.50

Gude Landfill
Monitoring Location MW-16A - Dissolved Metals

Printed 12/10/21

	Antimony, dissolved (mg/L)	Arsenic, dissolved (mg/L)	Barium, dissolved (mg/L)	Beryllium, dissolved (mg/L)	Cadmium, dissolved (mg/L)	Calcium, dissolved (mg/L)	Chromium, dissolved (mg/L)	Cobalt, dissolved (mg/L)	Copper, dissolved (mg/L)	Iron, dissolved (mg/L)	Lead, dissolved (mg/L)	Magnesium, dissolved (mg/L)	Manganese, dissolved (mg/L)	Mercury, dissolved (mg/L)
MCL/ GWPS	0.006	0.01	2	0.004	0.005		0.1				0.015			0.002
9/12/17	0.002 U	0.003	0.305	0.002 U	0.002 U	26.1	0.00 U	0.01	0.002 U	11.9	0.002 U	31.2	9.060	0.0002 U
3/27/18	0.002 U	0.005	0.298	0.002 U	0.002 U	25.0	0.01	0.01	0.002 U	11.6	0.002 U	30.2	9.990	0.0002 U
9/6/18	0.002 U	0.003	0.264	0.002 U	0.002 U	21.4	0.01	0.01	0.002 U	10.6	0.002 U	25.3	9.010	0.0002 U

Gude Landfill

Monitoring Location MW-16A - Dissolved Metals

	Nickel, dissolved (mg/L)	Potassium, dissolved (mg/L)	Selenium, dissolved (mg/L)	Silver, dissolved (mg/L)	Sodium, dissolved (mg/L)	Thallium, dissolved (mg/L)	Vanadium, dissolved (mg/L)	Zinc, dissolved (mg/L)
MCL/ GWPS			0.05			0.002		
9/12/17	0.01	3.3	0.004	0.00 U	72.2	0.001 U	0.00 U	0.005
3/27/18	0.01	3.5	0.005	0.00 U	72.4	0.001 U	0.00 U	0.005
9/6/18	0.01	3.4	0.003	0.00 U	65.6	0.001 U	0.00 U	0.006

Gude Landfill
Monitoring Location MW-16A - Total Metals

Printed 12/10/21

	Antimony, total (mg/L)	Arsenic, total (mg/L)	Barium, total (mg/L)	Beryllium, total (mg/L)	Cadmium, total (mg/L)	Calcium, total (mg/L)	Chromium, total (mg/L)	Cobalt, total (mg/L)	Copper, total (mg/L)	Iron, total (mg/L)	Lead, total (mg/L)	Magnesium, total (mg/L)
MCL/ GWPS	0.006	0.01	2	0.004	0.005		0.1				0.015	
9/12/17	0.0050 U	0.0050 U	0.3180	0.0050 U	0.0050 U	46.80	0.0050 U	0.0073	0.0067	12.2000	0.00500 U	55.000
3/27/18	0.0050 U	0.0050 U	0.3000	0.0050 U	0.0050 U	27.10	0.0050 U	0.0076	0.0050 U	12.7000	0.00500 U	31.300
9/6/18	0.0020 U	0.0035	0.2640	0.0020 U	0.0020 U	22.30	0.0043	0.0060	0.0035	11.6000	0.00200 U	26.700
4/9/19	0.0010 U	0.0021	0.2170	0.0010 U	0.0010 U	16.40	0.0215	0.0070	0.0078	6.8700	0.00131	23.700
8/5/19	0.0010 U	0.0022	0.2340	0.0010 U	0.0010 U	17.60	0.0161	0.0055	0.0080 B	7.6400	0.00178	26.600
3/10/20	0.0010 U	0.0031	0.3090	0.0010 U	0.0010 U	20.70	0.0076	0.0071	0.0024	10.5000	0.00100 U	32.600
8/3/20	0.0010 U	0.0049	0.3580	0.0011	0.0010 U	20.80	0.0631	0.0181	0.0787	20.4000	0.01060	36.600
3/22/21	0.0010 U	0.0028	0.2710	0.0010 U	0.0010 U	19.70	0.0053	0.0066	0.0113 B	8.2400	0.00268	28.900
8/31/21	0.0010 U	0.0039	0.3330	0.0010 U	0.0010 U	22.50	0.0215	0.0082	0.0164	10.9000	0.00321	32.600

Gude Landfill
Monitoring Location MW-16A - Total Metals

Printed 12/10/21

	Manganese, total (mg/L)	Mercury, total (mg/L)	Nickel, total (mg/L)	Potassium, total (mg/L)	Selenium, total (mg/L)	Silver, total (mg/L)	Sodium, total (mg/L)	Thallium, total (mg/L)	Vanadium, total (mg/L)	Zinc, total (mg/L)
MCL/ GWPS		0.002			0.05			0.002		
9/12/17	8.83000	0.000200 U	0.0089	3.570	0.00500 U	0.0050 U	125.00	0.0050 U	0.00500 U	0.04930
3/27/18	9.51000	0.000200 U	0.0069	3.640	0.00500 U	0.0050 U	81.10	0.0050 U	0.00500 U	0.02730
9/6/18	9.57000	0.000200 U	0.0068	3.550	0.00308	0.0020 U	68.30	0.0010 U	0.00200 U	0.00957
4/9/19	12.70000	0.000100 U	0.0193	3.530	0.00100 U	0.0010 U	59.60	0.0010 U	0.00173	0.02460 B
8/5/19	9.06000	0.000100 U	0.0140	3.390	0.00100 U	0.0010 U	70.00	0.0010 U	0.00120	0.01830 B
3/10/20	10.70000	0.000100 U	0.0104	3.980	0.00100 U	0.0010 U	85.90	0.0010 U	0.00100 U	0.00840
8/3/20	11.00000	0.000332	0.0574	6.480	0.00416	0.0010 U	78.80	0.0010 U	0.01420	0.13600
3/22/21	9.53000	0.000100 U	0.0097	3.960	0.00109	0.0010 U	73.20	0.0010 U	0.00234	0.03630
8/31/21	10.20000	0.000112	0.0281	4.690	0.00100 U	0.0010 U	89.40	0.0010 U	0.00405	0.03900

Gude Landfill
Monitoring Location MW-16A - Volatile Organic Compounds

Printed 12/10/21

	1,1,1,2-Tetrachloroethane (ug/L)	1,1,1-Trichloroethane (ug/L)	1,1,1,2,2-Tetrachloroethane (ug/L)	1,1,2-Trichloroethane (ug/L)	1,1-Dichloroethane (ug/L)	1,1-Dichloroethene (ug/L)	1,1-Dichloropropene (ug/L)	1,2,3-Trichloropropane (ug/L)	1,2-Dibromo-3-chloropropane (ug/L)	1,2-Dibromoethane (ug/L)	1,2-Dichlorobenzene (ug/L)	1,2-Dichloroethane (ug/L)	1,2-Dichloropropane (ug/L)	1,3-Dichloropropane (ug/L)	1,4-Dichlorobenzene (ug/L)	
MCL/ GWPS	200			5		7			0.2	0.05	600	5	5		75	
9/12/17	1.00 U	1.00 U	1.00 U	1.00 U	1.00 U	1.00 U	1.00 U	1.00 U	1.00 U	1.00 U	1.00 U	1.00 U	1.00 U	1.00 U	1.00 U	3.99
3/27/18	1.00 U	1.00 U	1.00 U	1.00 U	1.00 U	1.00 U	1.00 U	1.00 U	1.00 U	1.00 U	1.00 U	1.00 U	1.00 U	1.00 U	1.00 U	3.09
9/6/18	1.00 U	1.00 U	1.00 U	1.00 U	1.00 U	1.00 U	1.00 U	1.00 U	1.00 U	1.00 U	1.00 U	1.00 U	1.00 U	1.00 U	1.00 U	2.79
4/9/19	1.00 U	1.00 U	1.00 U	1.00 U	1.00 U	1.00 U	1.00 U	1.00 U	1.00 U	1.00 U	1.00 U	1.00 U	1.00 U	1.00 U	1.00 U	1.30
8/5/19	1.00 U	1.00 U	1.00 U	1.00 U	1.00 U	1.00 U	1.00 U	1.00 U	1.00 U	1.00 U	1.00 U	1.00 U	1.00 U	1.00 U	1.00 U	1.50
3/10/20	1.00 U	1.00 U	1.00 U	1.00 U	1.00 U	1.00 U	1.00 U	1.00 U	1.00 U	1.00 U	1.00 U	1.00 U	1.00 U	1.00 U	1.00 U	2.00
8/3/20	1.00 U	1.00 U	1.00 U	1.00 U	1.00 U	1.00 U	1.00 U	1.00 U	0.05 U	0.02 U	1.00 U	1.00 U	1.00 U	1.00 U	1.00 U	2.00
3/22/21	1.00 U	1.00 U	1.00 U	1.00 U	1.00 U	1.00 U	1.00 U	1.00 U	0.05 U	0.02 U	1.00 U	1.00 U	1.00 U	1.00 U	1.00 U	1.00 U
8/31/21	1.00 U	1.00 U	1.00 U	1.00 U	1.00 U	1.00 U	1.00 U	1.00 U	0.05 U	0.02 U	1.00 U	1.00 U	1.00 U	1.00 U	1.00 U	1.50

Gude Landfill
Monitoring Location MW-16A - Volatile Organic Compounds

Printed 12/10/21

	2,2-Dichloropropane (ug/L)	2-Butanone (ug/L)	2-Hexanone (ug/L)	4-Methyl-2-Pentanone (ug/L)	Acetone (ug/L)	Acrylonitrile (ug/L)	Benzene (ug/L)	Bromochloromethane (ug/L)	Bromodichloromethane (ug/L)	Bromoform (ug/L)	Bromomethane (ug/L)	Carbon Disulfide (ug/L)	Carbon Tetrachloride (ug/L)	Chlorobenzene (ug/L)	Chloroethane (ug/L)
MCL/ GWPS							5		80	80			5	100	
9/12/17	1.00 U	5.00 U	5.00 U	5.00 U	5.00 U	5.00 U	1.00 U	1.00 U	1.00 U	1.00 U	1.00 U	5.00 U	1.00 U	12.00	1.00 U
3/27/18	1.00 U	5.00 U	5.00 U	5.00 U	5.00 U	5.00 U	1.00 U	1.00 U	1.00 U	1.00 U	1.00 U	5.00 U	1.00 U	11.20	1.00 U
9/6/18	1.00 U	5.00 U	5.00 U	5.00 U	5.00 U	5.00 U	1.00 U	1.00 U	1.00 U	1.00 U	1.00 U	5.00 U	1.00 U	6.77	1.00 U
4/9/19	1.00 U	5.00 U	5.00 U	5.00 U	6.30 B	5.00 U	1.00 U	1.00 U	1.00 U	1.00 U	1.00 U	1.00 U	1.00 U	2.00	1.00 U
8/5/19	1.00 U	5.00 U	5.00 U	5.00 U	5.00 U	5.00 U	1.00 U	1.00 U	1.00 U	1.00 U	1.00 U	1.00 U	1.00 U	4.10	1.00 U
3/10/20	1.00 U	5.00 U	5.00 U	5.00 U	5.00 U	5.00 U	1.00 U	1.00 U	1.00 U	1.00 U	1.00 U	1.00 U	1.00 U	6.00	1.00 U
8/3/20	1.00 U	5.00 U	5.00 U	5.00 U	5.00 U	5.00 U	1.00 U	1.00 U	1.00 U	1.00 U	1.00 U	1.00 U	1.00 U	4.70	1.00 U
3/22/21	1.00 U	5.00 U	5.00 U	5.00 U	5.00 U	5.00 U	1.00 U	1.00 U	1.00 U	1.00 U	1.00 U	1.00 U	1.00 U	2.70	1.00 U
8/31/21	1.00 U	5.00 U	5.00 U	5.00 U	5.00 U	5.00 U	1.00 U	1.00 U	1.00 U	1.00 U	1.00 U	1.00 U	1.00 U	4.20	1.00 U

Gude Landfill
Monitoring Location MW-16A - Volatile Organic Compounds

Printed 12/10/21

	Chloroform (ug/L)	Chloromethane (ug/L)	cis-1,2-Dichloroethene (ug/L)	cis-1,3-Dichloropropene (ug/L)	Dibromochloromethane (ug/L)	Ethylbenzene (ug/L)	m&p-Xylene (ug/L)	Methyl Iodide (ug/L)	Methyl Tertiary Butyl Ether (ug/L)	Methylene Bromide (ug/L)	Methylene Chloride (ug/L)	o-Xylene (ug/L)	Styrene (ug/L)	Tetrachloroethene (ug/L)	Toluene (ug/L)
MCL/ GWPS	80		70		80	700	10000				5	10000	100	5	1000
9/12/17	1.00 U	1.00 U	1.00 U	1.00 U	1.00 U	1.00 U	2.00 U	5.00 U	5.00 U	1.00 U	1.00 U	1.00 U	1.00 U	1.00 U	1.00 U
3/27/18	1.00 U	1.00 U	1.00 U	1.00 U	1.00 U	1.00 U	2.00 U	5.00 U	5.00 U	1.00 U	1.00 U	1.00 U	1.00 U	1.00 U	1.00 U
9/6/18	1.00 U	1.00 U	1.00 U	1.00 U	1.00 U	1.00 U	2.00 U	5.00 U	5.00 U	1.00 U	1.00 U	1.00 U	1.00 U	1.00 U	1.00 U
4/9/19	1.00 U	1.00 U	1.00 U	1.00 U	1.00 U	1.00 U	1.00 U	1.00 U	1.00 U	1.00 U	1.00 U	1.00 U	1.00 U	1.00 U	1.00 U
8/5/19	1.00 U	1.00 U	1.00 U	1.00 U	1.00 U	1.00 U	1.00 U	1.00 U	1.00 U	1.00 U	1.00 U	1.00 U	1.00 U	1.00 U	1.00 U
3/10/20	1.00 U	1.00 U	1.00 U	1.00 U	1.00 U	1.00 U	1.00 U	1.00 U	1.00 U	1.00 U	1.00 U	1.00 U	1.00 U	1.00 U	1.00 U
8/3/20	1.00 U	1.00 U	1.00 U	1.00 U	1.00 U	1.00 U	1.00 U	1.00 U	1.00 U	1.00 U	1.00 U	1.00 U	1.00 U	1.00 U	1.00 U
3/22/21	1.00 U	1.00 U	1.00 U	1.00 U	1.00 U	1.00 U	1.00 U	1.00 U	1.00 U	1.00 U	1.00 U	1.00 U	1.00 U	1.00 U	1.00 U
8/31/21	1.00 U	1.00 U	1.00 U	1.00 U	1.00 U	1.00 U	1.00 U	1.00 U	1.00 U	1.00 U	1.00 U	1.00 U	1.00 U	1.00 U	1.00 U

Gude Landfill

Printed 12/10/21

Monitoring Location MW-16A - Volatile Organic Compounds

	trans-1,2-Dichloroethene (ug/L)	trans-1,3-Dichloropropene (ug/L)	trans-1,4-Dichloro-2-butene (ug/L)	Trichloroethene (ug/L)	Trichlorofluoromethane (ug/L)	Vinyl Acetate (ug/L)	Vinyl Chloride (ug/L)
MCL/ GWPS	100			5			2
9/12/17	1.00 U	1.00 U	5.00 U	1.00 U	1.00 U	5.00 U	1.00 U
3/27/18	1.00 U	1.00 U	5.00 U	1.00 U	1.00 U	5.00 U	1.00 U
9/6/18	1.00 U	1.00 U	5.00 U	1.00 U	1.00 U	5.00 U	1.00 U
4/9/19	1.00 U	1.00 U	1.00 U	1.00 U	1.00 U	1.00 U	1.00 U
8/5/19	1.00 U	1.00 U	1.00 U	1.00 U	1.00 U	1.00 U	1.00 U
3/10/20	1.00 U	1.00 U	1.00 U	1.00 U	1.00 U	1.00 U	1.00 U
8/3/20	1.00 U	1.00 U	1.00 U	1.00 U	1.00 U	1.00 U	1.00 U
3/22/21	1.00 U	1.00 U	1.00 U	1.00 U	1.00 U	1.00 U	1.00 U
8/31/21	1.00 U	1.00 U	1.00 U	1.00 U	1.00 U	1.00 U	1.00 U

Gude Landfill
Monitoring Location MW-16B - General Parameters

Printed 12/10/21

	Alkalinity (mg/L)	Ammonia Nitrogen (mg/L)	Chemical Oxygen Demand (mg/L)	Chloride (mg/L)	Dissolved Oxygen, Field (mg/L)	Hardness (mg/L)	Nitrate (mg/L)	Nitrate+Nitrite (mg/L)	Nitrite (mg/L)	ORP, Field (mV)	pH, Field (SU)	pH, Lab (SU)	Specific Conductivity, Field (uS/cm)
MCL/ GWPS							10		1				
9/12/17	167.0	0.20 U	30.7	329.0000	--	460.0	1.5400	1.59	0.05 U	301.0	6.01	--	1246.0
3/27/18	168.0	0.20 U	39.8	338.0000	--	124.0	1.4900	1.54	0.05 U	30.0	6.08	--	1219.0
9/6/18	128.0	0.20 U	22.2	180.0000	--	342.0	3.5800	3.63	0.05 U	118.0	5.99	--	870.5
4/9/19	146.0	0.10 U	30.0	210.0000	0.09	329.0 B	0.2000 U	--	--	83.2	5.94	6.23	1174.0
8/5/19	151.0	0.10 U	27.4	257.0000	0.25	368.0	2.3000	--	--	105.8	5.66	6.09	1.1
3/10/20	159.0	0.10 U	39.6	126.0000	0.64	436.0	0.4800	--	--	106.8	5.95	6.20	1150.0
8/3/20	144.0	0.10 U	46.0	208.0000	3.32	354.0	0.9900	--	--	142.2	6.43	6.05	942.0
3/22/21	144.0	0.10 U	18.9	205.0000	0.29	322.0	2.6500	--	--	175.1	5.92	6.08	1069.0
8/31/21	185.0	0.04 J	48.4	248.0000	0.85	394.0	1.1600	--	--	71.2	6.14	6.16	1118.0

Gude Landfill

Monitoring Location MW-16B - General Parameters

	Specific Conductivity, Lab (umhos/cm)	Sulfate, total (mg/L)	Temperature, field (°C)	Total Dissolved Solids (mg/L)	Total Suspended Solids (mg/L)	Turbidity (NTU)	Turbidity, Field (NTU)
MCL/ GWPS							
9/12/17	--	8.36	19.0	825.0	--	--	4.70
3/27/18	--	8.60	13.8	774.0	--	--	2.20
9/6/18	--	17.60	19.9	498.0	--	--	6.80
4/9/19	961.0	14.70	19.4	588.0	7.5	4.290	3.70
8/5/19	1050.0	7.80	19.4	719.0	2.3 U	3.290	9.80
3/10/20	1110.0	3.94	19.6	650.0	2.6	5.980	0.70
8/3/20	992.0	5.83	22.7	529.0	3.7	0.644	3.50
3/22/21	987.0	6.80	18.7	580.0	2.3 J	1.260	2.91
8/31/21	1110.0	4.40	21.8	331.0	34.4	14.500	26.50

Gude Landfill
Monitoring Location MW-16B - Dissolved Metals

Printed 12/10/21

	Antimony, dissolved (mg/L)	Arsenic, dissolved (mg/L)	Barium, dissolved (mg/L)	Beryllium, dissolved (mg/L)	Cadmium, dissolved (mg/L)	Calcium, dissolved (mg/L)	Chromium, dissolved (mg/L)	Cobalt, dissolved (mg/L)	Copper, dissolved (mg/L)	Iron, dissolved (mg/L)	Lead, dissolved (mg/L)	Magnesium, dissolved (mg/L)	Manganese, dissolved (mg/L)	Mercury, dissolved (mg/L)
MCL/ GWPS	0.006	0.01	2	0.004	0.005		0.1				0.015			0.002
9/12/17	0.002 U	0.002	0.064	0.002 U	0.002 U	84.0	0.00 U	0.01	0.002 U	1.5	0.002 U	71.6	12.900	0.0002 U
3/27/18	0.002 U	0.005	0.058	0.002 U	0.002 U	81.7	0.01	0.01	0.002 U	1.0	0.002 U	69.1	14.200	0.0002 U
9/6/18	0.002 U	0.002	0.029	0.002 U	0.002 U	60.1	0.01	0.01	0.002 U	0.7	0.002 U	47.4	8.600	0.0002 U

Gude Landfill

Printed 12/10/21

Monitoring Location MW-16B - Dissolved Metals

	Nickel, dissolved (mg/L)	Potassium, dissolved (mg/L)	Selenium, dissolved (mg/L)	Silver, dissolved (mg/L)	Sodium, dissolved (mg/L)	Thallium, dissolved (mg/L)	Vanadium, dissolved (mg/L)	Zinc, dissolved (mg/L)
MCL/ GWPS			0.05			0.002		
9/12/17	0.02	4.2	0.008	0.00 U	47.3	0.001 U	0.00 U	0.011
3/27/18	0.02	4.3	0.012	0.00 U	48.9	0.001 U	0.00 U	0.016
9/6/18	0.01	3.5	0.006	0.00 U	32.2	0.001 U	0.00 U	0.006

Gude Landfill
Monitoring Location MW-16B - Total Metals

Printed 12/10/21

	Antimony, total (mg/L)	Arsenic, total (mg/L)	Barium, total (mg/L)	Beryllium, total (mg/L)	Cadmium, total (mg/L)	Calcium, total (mg/L)	Chromium, total (mg/L)	Cobalt, total (mg/L)	Copper, total (mg/L)	Iron, total (mg/L)	Lead, total (mg/L)	Magnesium, total (mg/L)
MCL/ GWPS	0.006	0.01	2	0.004	0.005		0.1				0.015	
9/12/17	0.0050 U	0.0050 U	0.0743	0.0050 U	0.0050 U	88.50	0.0050 U	0.0139	0.0063	2.0000	0.00500 U	76.100
3/27/18	0.0020 U	0.0050	0.0590	0.0020 U	0.0020 U	82.80	0.0052	0.0125	0.0020 U	0.9200	0.00200 U	70.000
9/6/18	0.0020 U	0.0025	0.0289	0.0020 U	0.0020 U	59.30	0.0035	0.0085	0.0020 U	0.8300	0.00200 U	47.100
4/9/19	0.0010 U	0.0010 U	0.0271	0.0010 U	0.0010 U	51.70	0.0044	0.0078	0.0015	0.6550	0.00100 U	48.600
8/5/19	0.0010 U	0.0011	0.0279	0.0010 U	0.0010 U	54.80	0.0017	0.0078	0.0010 U	0.9750	0.00100 U	56.100
3/10/20	0.0010 U	0.0014	0.0299	0.0010 U	0.0010 U	63.00	0.0049	0.0089	0.0031	1.3200	0.00100 U	67.600
8/3/20	0.0010 U	0.0010 U	0.0312	0.0010 U	0.0010 U	56.40	0.0065	0.0102	0.0026	0.1060	0.00100 U	51.700
3/22/21	0.0010 U	0.0010 U	0.0218	0.0010 U	0.0010 U	50.50	0.0010 U	0.0062	0.0024 B	0.1690	0.00100 U	47.500
8/31/21	0.0010 U	0.0025	0.0310	0.0010 U	0.0010 U	59.10	0.0098	0.0083	0.0030	3.8800	0.00100 U	59.900

Gude Landfill
Monitoring Location MW-16B - Total Metals

Printed 12/10/21

	Manganese, total (mg/L)	Mercury, total (mg/L)	Nickel, total (mg/L)	Potassium, total (mg/L)	Selenium, total (mg/L)	Silver, total (mg/L)	Sodium, total (mg/L)	Thallium, total (mg/L)	Vanadium, total (mg/L)	Zinc, total (mg/L)
MCL/ GWPS		0.002			0.05			0.002		
9/12/17	13.10000	0.000200 U	0.0216	4.430	0.00624	0.0050 U	50.30	0.0050 U	0.00500 U	0.04680
3/27/18	15.00000	0.000200 U	0.0196	4.220	0.01170	0.0020 U	48.10	0.0010 U	0.00200 U	0.01780
9/6/18	8.51000	0.000200 U	0.0130	3.490	0.00591	0.0020 U	31.80	0.0010 U	0.00200 U	0.00637
4/9/19	16.30000	0.000100 U	0.0172	3.610	0.00100 U	0.0010 U	36.00	0.0010 U	0.00100 U	0.00673 B
8/5/19	10.00000	0.000100 U	0.0134	3.630	0.00100 U	0.0010 U	39.90	0.0010 U	0.00100 U	0.00795 B
3/10/20	12.30000	0.000100 U	0.0150	4.180	0.00100 U	0.0010 U	49.40	0.0010 U	0.00100 U	0.00727
8/3/20	11.70000	0.000100 U	0.0244	3.850	0.00100 U	0.0010 U	37.70	0.0010 U	0.00100 U	0.01220
3/22/21	8.62000	0.000100 U	0.0146	3.470	0.00100 U	0.0010 U	35.60	0.0010 U	0.00100 U	0.00940
8/31/21	12.00000	0.000100 U	0.0203	4.160	0.00100 U	0.0010 U	53.60	0.0010 U	0.00262	0.00757

Gude Landfill
Monitoring Location MW-16B - Volatile Organic Compounds

Printed 12/10/21

	1,1,1,2-Tetrachloroethane (ug/L)	1,1,1-Trichloroethane (ug/L)	1,1,1,2,2-Tetrachloroethane (ug/L)	1,1,2-Trichloroethane (ug/L)	1,1-Dichloroethane (ug/L)	1,1-Dichloroethene (ug/L)	1,1-Dichloropropene (ug/L)	1,2,3-Trichloropropane (ug/L)	1,2-Dibromo-3-chloropropane (ug/L)	1,2-Dibromoethane (ug/L)	1,2-Dichlorobenzene (ug/L)	1,2-Dichloroethane (ug/L)	1,2-Dichloropropane (ug/L)	1,3-Dichloropropane (ug/L)	1,4-Dichlorobenzene (ug/L)
MCL/ GWPS	200			5		7			0.2	0.05	600	5	5		75
9/12/17	1.00 U	1.00 U	1.00 U	1.00 U	1.00 U	1.00 U	1.00 U	1.00 U	1.00 U	1.00 U	1.02	1.00 U	1.00 U	1.00 U	7.56
3/27/18	1.00 U	1.00 U	1.00 U	1.00 U	1.00 U	1.00 U	1.00 U	1.00 U	1.00 U	1.00 U	1.00 U	1.00 U	1.00 U	1.00 U	5.57
9/6/18	1.00 U	1.00 U	1.00 U	1.00 U	1.00 U	1.00 U	1.00 U	1.00 U	1.00 U	1.00 U	1.00 U	1.00 U	1.00 U	1.00 U	3.89
4/9/19	1.00 U	1.00 U	1.00 U	1.00 U	1.00 U	1.00 U	1.00 U	1.00 U	1.00 U	1.00 U	1.00 U	1.00 U	1.00 U	1.00 U	3.90
8/5/19	1.00 U	1.00 U	1.00 U	1.00 U	1.00 U	1.00 U	1.00 U	1.00 U	1.00 U	1.00 U	1.00 U	1.00 U	1.00 U	1.00 U	5.30
3/10/20	1.00 U	1.00 U	1.00 U	1.00 U	1.00 U	1.00 U	1.00 U	1.00 U	1.00 U	1.00 U	1.00 U	1.00 U	1.00 U	1.00 U	5.20
8/3/20	1.00 U	1.00 U	1.00 U	1.00 U	1.00 U	1.00 U	1.00 U	1.00 U	0.05 U	0.02 U	1.00 U	1.00 U	1.00 U	1.00 U	4.30
3/22/21	1.00 U	1.00 U	1.00 U	1.00 U	1.00 U	1.00 U	1.00 U	1.00 U	0.05 U	0.02 U	1.00 U	1.00 U	1.00 U	1.00 U	4.50
8/31/21	1.00 U	1.00 U	1.00 U	1.00 U	1.00 U	1.00 U	1.00 U	1.00 U	0.05 U	0.02 U	1.00 U	1.00 U	1.00 U	1.00 U	1.00 U

Gude Landfill
Monitoring Location MW-16B - Volatile Organic Compounds

Printed 12/10/21

	2,2-Dichloropropane (ug/L)	2-Butanone (ug/L)	2-Hexanone (ug/L)	4-Methyl-2-Pentanone (ug/L)	Acetone (ug/L)	Acrylonitrile (ug/L)	Benzene (ug/L)	Bromochloromethane (ug/L)	Bromodichloromethane (ug/L)	Bromoform (ug/L)	Bromomethane (ug/L)	Carbon Disulfide (ug/L)	Carbon Tetrachloride (ug/L)	Chlorobenzene (ug/L)	Chloroethane (ug/L)
MCL/ GWPS							5		80	80			5	100	
9/12/17	1.00 U	5.00 U	5.00 U	5.00 U	5.00 U	5.00 U	1.25	1.00 U	1.00 U	1.00 U	1.00 U	5.00 U	1.00 U	12.20	1.00 U
3/27/18	1.00 U	5.00 U	5.00 U	5.00 U	5.00 U	5.00 U	1.10	1.00 U	1.00 U	1.00 U	1.00 U	5.00 U	1.00 U	10.50	1.00 U
9/6/18	1.00 U	5.00 U	5.00 U	5.00 U	5.00 U	5.00 U	1.00 U	1.00 U	1.00 U	1.00 U	1.00 U	5.00 U	1.00 U	9.52	1.00 U
4/9/19	1.00 U	5.00 U	5.00 U	5.00 U	9.50 B	5.00 U	1.00 U	1.00 U	1.00 U	1.00 U	1.00 U	1.00 U	1.00 U	10.30	1.00 U
8/5/19	1.00 U	5.00 U	5.00 U	5.00 U	5.00 U	5.00 U	1.00 U	1.00 U	1.00 U	1.00 U	1.00 U	1.00 U	1.00 U	11.80	1.00 U
3/10/20	1.00 U	5.00 U	5.00 U	5.00 U	5.00 U	5.00 U	1.00 U	1.00 U	1.00 U	1.00 U	1.00 U	1.00 U	1.00 U	11.50	1.00 U
8/3/20	1.00 U	5.00 U	5.00 U	5.00 U	5.00 U	5.00 U	1.00 U	1.00 U	1.00 U	1.00 U	1.00 U	1.00 U	1.00 U	9.90	1.00 U
3/22/21	1.00 U	5.00 U	5.00 U	5.00 U	5.00 U	5.00 U	1.00 U	1.00 U	1.00 U	1.00 U	1.00 U	1.00 U	1.00 U	11.30	1.00 U
8/31/21	1.00 U	5.00 U	5.00 U	5.00 U	5.00 U	5.00 U	1.00 U	1.00 U	1.00 U	1.00 U	1.00 U	1.00 U	1.00 U	10.30	1.00 U

Gude Landfill
Monitoring Location MW-16B - Volatile Organic Compounds

Printed 12/10/21

	Chloroform (ug/L)	Chloromethane (ug/L)	cis-1,2-Dichloroethene (ug/L)	cis-1,3-Dichloropropene (ug/L)	Dibromochloromethane (ug/L)	Ethylbenzene (ug/L)	m&p-Xylene (ug/L)	Methyl Iodide (ug/L)	Methyl Tertiary Butyl Ether (ug/L)	Methylene Bromide (ug/L)	Methylene Chloride (ug/L)	o-Xylene (ug/L)	Styrene (ug/L)	Tetrachloroethene (ug/L)	Toluene (ug/L)
MCL/ GWPS	80		70		80	700	10000				5	10000	100	5	1000
9/12/17	1.00 U	1.00 U	6.59	1.00 U	1.00 U	1.00 U	2.00 U	5.00 U	5.00 U	1.00 U	1.00 U	1.00 U	1.00 U	1.00 U	1.00 U
3/27/18	1.00 U	1.00 U	4.83	1.00 U	1.00 U	1.00 U	2.00 U	5.00 U	5.00 U	1.00 U	1.00 U	1.00 U	1.00 U	1.00 U	1.00 U
9/6/18	1.00 U	1.00 U	1.00 U	1.00 U	1.00 U	1.00 U	2.00 U	5.00 U	5.00 U	1.00 U	1.00 U	1.00 U	1.00 U	1.00 U	1.00 U
4/9/19	1.00 U	1.00 U	1.00 U	1.00 U	1.00 U	1.00 U	1.00 U	1.00 U	1.00 U	1.00 U	1.00 U	1.00 U	1.00 U	1.00 U	1.00 U
8/5/19	1.00 U	1.00 U	1.00 U	1.00 U	1.00 U	1.00 U	1.00 U	1.00 U	1.00 U	1.00 U	1.00 U	1.00 U	1.00 U	1.00 U	1.00 U
3/10/20	1.00 U	1.00 U	1.10	1.00 U	1.00 U	1.00 U	1.00 U	1.00 U	1.00 U	1.00 U	1.00 U	1.00 U	1.00 U	1.00 U	1.00 U
8/3/20	1.00 U	1.00 U	1.00 U	1.00 U	1.00 U	1.00 U	1.00 U	1.00 U	1.00 U	1.00 U	1.00 U	1.00 U	1.00 U	1.00 U	1.00 U
3/22/21	1.00 U	1.00 U	1.00 U	1.00 U	1.00 U	1.00 U	1.00 U	1.00 U	1.00 U	1.00 U	1.00 U	1.00 U	1.00 U	1.00 U	1.00 U
8/31/21	1.00 U	1.00 U	1.00 U	1.00 U	1.00 U	1.00 U	1.00 U	1.00 U	1.00 U	1.00 U	1.00 U	1.00 U	1.00 U	1.00 U	1.00 U

Gude Landfill

Monitoring Location MW-16B - Volatile Organic Compounds

	trans-1,2-Dichloroethene (ug/L)	trans-1,3-Dichloropropene (ug/L)	trans-1,4-Dichloro-2-butene (ug/L)	Trichloroethene (ug/L)	Trichlorofluoromethane (ug/L)	Vinyl Acetate (ug/L)	Vinyl Chloride (ug/L)
MCL/ GWPS	100			5			2
9/12/17	1.00 U	1.00 U	5.00 U	1.00 U	1.00 U	5.00 U	1.00 U
3/27/18	1.00 U	1.00 U	5.00 U	1.00 U	1.00 U	5.00 U	1.00 U
9/6/18	1.00 U	1.00 U	5.00 U	1.00 U	1.00 U	5.00 U	1.00 U
4/9/19	1.00 U	1.00 U	1.00 U	1.00 U	1.00 U	1.00 U	1.00 U
8/5/19	1.00 U	1.00 U	1.00 U	1.00 U	1.00 U	1.00 U	1.00 U
3/10/20	1.00 U	1.00 U	1.00 U	1.00 U	1.00 U	1.00 U	1.00 U
8/3/20	1.00 U	1.00 U	1.00 U	1.00 U	1.00 U	1.00 U	1.00 U
3/22/21	1.00 U	1.00 U	1.00 U	1.00 U	1.00 U	1.00 U	1.00 U
8/31/21	1.00 U	1.00 U	1.00 U	1.00 U	1.00 U	1.00 U	1.00 U

Gude Landfill
Monitoring Location MW-19A - General Parameters

Printed 12/10/21

	Alkalinity (mg/L)	Ammonia Nitrogen (mg/L)	Chemical Oxygen Demand (mg/L)	Chloride (mg/L)	Dissolved Oxygen, Field (mg/L)	Hardness (mg/L)	Nitrate (mg/L)	Nitrate+Nitrite (mg/L)	Nitrite (mg/L)	ORP, Field (mV)	pH, Field (SU)	pH, Lab (SU)	Specific Conductivity, Field (uS/cm)	Specific Conductivity, Lab (umhos/cm)
MCL/ GWPS							10		1					
9/18/17	60.0	0.20 U	10.0 U	288.0000	0.67	268.0	2.0300	2.04	0.05 U	414.0	5.80	--	1090.0	--
4/4/18	50.5	0.20 U	10.0 U	304.0000	--	243.0	2.5700	2.58	0.05 U	290.0	5.78	--	962.2	--
9/11/18	52.3	0.20 U	10.0 U	290.0000	--	255.0	2.0600	2.07	0.05 U	207.0	5.66	--	1005.0	--
4/12/19	57.2	0.10 U	5.0	267.0000	0.11	269.0 B	2.1000	--	--	181.1	5.71	5.86	1192.0	1010.0
8/7/19	61.4	0.10 U	3.0 U	290.0000	0.17	268.0 B	2.3000	--	--	190.5	5.42	5.95	1.0	1040.0
3/12/20	58.4	0.10 J	3.0 U	257.0000	0.53	268.0	2.1300	--	--	255.7	5.54	5.97	1196.0	990.0
8/5/20	32.4	0.10 U	9.9	262.0000	0.55	268.0	1.8300	--	--	233.3	5.88	5.77	863.0	1070.0
3/23/21	59.6	0.12	3.0 U	290.0000	0.04	278.0	1.6300	--	--	239.0	5.65	5.82	1075.0	1100.0
9/8/21	62.9	0.05 U	14.0	312.0000	5.67	288.0	2.3000	--	--	275.0	6.10	5.81	401.2	1170.0

Gude Landfill
Monitoring Location MW-19A - General Parameters

Printed 12/10/21

	Sulfate, total (mg/L)	Temperature, field (°C)	Total Dissolved Solids (mg/L)	Total Suspended Solids (mg/L)	Turbidity (NTU)	Turbidity, Field (NTU)
MCL/ GWPS						
9/18/17	11.30	17.9	685.0	--	--	0.00
4/4/18	12.90	14.1	646.0	--	--	5.20
9/11/18	12.80	19.7	593.0	--	--	0.00
4/12/19	13.60	14.4	795.0	81.0	13.400	9.10
8/7/19	13.50	15.2	797.0	17.0	34.300	8.25
3/12/20	14.00	13.4	643.0	47.9	3.500	11.20
8/5/20	13.20	15.5	583.0	259.0	38.500	103.70
3/23/21	14.90	15.2	647.0	488.0	43.300	129.00
9/8/21	13.80	21.2	770.0	1140.0	68.500	72.10

Gude Landfill
Monitoring Location MW-19A - Dissolved Metals

Printed 12/10/21

	Antimony, dissolved (mg/L)	Arsenic, dissolved (mg/L)	Barium, dissolved (mg/L)	Beryllium, dissolved (mg/L)	Cadmium, dissolved (mg/L)	Calcium, dissolved (mg/L)	Chromium, dissolved (mg/L)	Cobalt, dissolved (mg/L)	Copper, dissolved (mg/L)	Iron, dissolved (mg/L)	Lead, dissolved (mg/L)	Magnesium, dissolved (mg/L)	Manganese, dissolved (mg/L)	Mercury, dissolved (mg/L)
MCL/ GWPS	0.006	0.01	2	0.004	0.005		0.1				0.015			0.002
9/18/17	0.002 U	0.002 U	0.128	0.002 U	0.002 U	47.7	0.00 U	0.00	0.003	0.2	0.002 U	34.4	1.250	0.0002 U
4/4/18	0.002 U	0.002 U	0.125	0.002 U	0.002 U	42.2	0.00	0.00	0.002 U	0.1 U	0.002 U	30.8	1.180	0.0002 U
9/11/18	0.002 U	0.002 U	0.112	0.002 U	0.002 U	45.5	0.00 U	0.00	0.002	0.1 U	0.002 U	35.1	1.440	0.0002 U

Gude Landfill
Monitoring Location MW-19A - Dissolved Metals

Printed 12/10/21

	Nickel, dissolved (mg/L)	Potassium, dissolved (mg/L)	Selenium, dissolved (mg/L)	Silver, dissolved (mg/L)	Sodium, dissolved (mg/L)	Thallium, dissolved (mg/L)	Vanadium, dissolved (mg/L)	Zinc, dissolved (mg/L)
MCL/ GWPS			0.05			0.002		
9/18/17	0.00	4.0	0.002 U	0.00 U	90.6	0.001 U	0.00 U	0.013
4/4/18	0.01	3.8	0.002 U	0.00 U	101.0	0.001 U	0.00 U	0.013
9/11/18	0.01	3.7	0.002 U	0.00 U	82.9	0.001 U	0.00 U	0.023

Gude Landfill
Monitoring Location MW-19A - Total Metals

Printed 12/10/21

	Antimony, total (mg/L)	Arsenic, total (mg/L)	Barium, total (mg/L)	Beryllium, total (mg/L)	Cadmium, total (mg/L)	Calcium, total (mg/L)	Chromium, total (mg/L)	Cobalt, total (mg/L)	Copper, total (mg/L)	Iron, total (mg/L)	Lead, total (mg/L)	Magnesium, total (mg/L)
MCL/ GWPS	0.006	0.01	2	0.004	0.005		0.1				0.015	
9/18/17	0.0050 U	0.0050 U	0.1400	0.0050 U	0.0050 U	48.50	0.0050 U	0.0050	0.0094	1.7200	0.00500 U	35.700
4/4/18	0.0020 U	0.0020 U	0.1250	0.0020 U	0.0020 U	43.90	0.0020 U	0.0032	0.0020 U	0.0500 U	0.00200 U	32.400
9/11/18	0.0020 U	0.0020 U	0.1150	0.0020 U	0.0020 U	46.80	0.0020 U	0.0048	0.0187	0.0500 U	0.00200 U	33.600
4/12/19	0.0010 U	0.0010 U	0.1180	0.0010 U	0.0010 U	45.20	0.0024	0.0119	0.0059	1.7500 B	0.00100 U	37.900
8/7/19	0.0010 U	0.0010 U	0.1100	0.0010 U	0.0010 U	44.00 B	0.0026	0.0069	0.0066	0.9220	0.00105	38.400
3/12/20	0.0010 U	0.0010 U	0.1070	0.0010 U	0.0010 U	44.60	0.0010 U	0.0054	0.0010 U	0.2750	0.00100 U	38.100
8/5/20	0.0010 U	0.0010 U	0.1240	0.0010 U	0.0010 U	42.90	0.0048	0.0108	0.0077	3.0300	0.00167	39.000
3/23/21	0.0010 U	0.0010 U	0.1190	0.0010 U	0.0010 U	45.50	0.0032	0.0133	0.0096	3.0100	0.00143	39.800
9/8/21	0.0010 U	0.0010 U	0.1480	0.0010 U	0.0010 U	48.90	0.0049	0.0197	0.0152	3.5900	0.00423	40.200

Gude Landfill
Monitoring Location MW-19A - Total Metals

Printed 12/10/21

	Manganese, total (mg/L)	Mercury, total (mg/L)	Nickel, total (mg/L)	Potassium, total (mg/L)	Selenium, total (mg/L)	Silver, total (mg/L)	Sodium, total (mg/L)	Thallium, total (mg/L)	Vanadium, total (mg/L)	Zinc, total (mg/L)
MCL/ GWPS		0.002			0.05			0.002		
9/18/17	1.37000	0.000705	0.0071	4.020	0.00500 U	0.0050 U	100.00	0.0050 U	0.00500 U	0.03980
4/4/18	1.20000	0.000713	0.0059	3.970	0.00200 U	0.0020 U	97.10	0.0010 U	0.00200 U	0.01310
9/11/18	1.56000	0.000676	0.0085	3.500	0.00200 U	0.0020 U	86.80	0.0010 U	0.00200 U	0.03010
4/12/19	1.71000	0.000839	0.0094	3.780	0.00100 U	0.0010 U	79.20	0.0010 U	0.00209	0.03440 B
8/7/19	1.53000 J	0.000411	0.0084	3.740	0.00100 U	0.0010 U	85.10 B	0.0010 U	0.00100 U	0.03130 B
3/12/20	1.61000	0.000743	0.0070	3.710	0.00100 U	0.0010 U	80.00	0.0010 U	0.00100 U	0.02720
8/5/20	1.72000	0.000523	0.0117	3.830	0.00137	0.0010 U	79.50	0.0010 U	0.00438	0.04060
3/23/21	1.89000	0.000469	0.0123	3.520	0.00112	0.0010 U	74.40	0.0010 U	0.00313	0.05100
9/8/21	1.61000	0.000840	0.0113	4.410	0.00255	0.0010 U	95.70	0.0010 U	0.00441	0.04180

Gude Landfill
Monitoring Location MW-19A - Volatile Organic Compounds

Printed 12/10/21

	1,1,1,2-Tetrachloroethane (ug/L)	1,1,1-Trichloroethane (ug/L)	1,1,1,2,2-Tetrachloroethane (ug/L)	1,1,2-Trichloroethane (ug/L)	1,1-Dichloroethane (ug/L)	1,1-Dichloroethene (ug/L)	1,1-Dichloropropene (ug/L)	1,2,3-Trichloropropane (ug/L)	1,2-Dibromo-3-chloropropane (ug/L)	1,2-Dibromoethane (ug/L)	1,2-Dichlorobenzene (ug/L)	1,2-Dichloroethane (ug/L)	1,2-Dichloropropane (ug/L)	1,3-Dichloropropane (ug/L)	1,4-Dichlorobenzene (ug/L)
MCL/ GWPS	200			5		7			0.2	0.05	600	5	5		75
9/18/17	1.00 U	1.00 U	1.00 U	1.00 U	1.07	1.00 U	1.00 U	1.00 U	1.00 U	1.00 U	1.00 U	1.00 U	1.00 U	1.00 U	1.00 U
4/4/18	1.00 U	1.00 U	1.00 U	1.00 U	1.48	1.00 U	1.00 U	1.00 U	1.00 U	1.00 U	1.00 U	1.00 U	1.00 U	1.00 U	1.00 U
9/11/18	1.00 U	1.00 U	1.00 U	1.00 U	1.54	1.00 U	1.00 U	1.00 U	1.00 U	1.00 U	1.00 U	1.00 U	1.00 U	1.00 U	1.00 U
4/12/19	1.00 U	1.00 U	1.00 U	1.00 U	2.80	1.00 U	1.00 U	1.00 U	1.00 U	1.00 U	1.00 U	1.00 U	1.00 U	1.00 U	1.00 U
8/7/19	1.00 U	1.00 U	1.00 U	1.00 U	2.40	1.00 U	1.00 U	1.00 U	1.00 U	1.00 U	1.00 U	1.00 U	1.00 U	1.00 U	1.00 U
3/12/20	1.00 U	1.00 U	1.00 U	1.00 U	2.60	1.00 U	1.00 U	1.00 U	1.00 U	1.00 U	1.00 U	1.00 U	1.00 U	1.00 U	1.00 U
8/5/20	1.00 U	1.00 U	1.00 U	1.00 U	2.50	1.00 U	1.00 U	1.00 U	0.05 U	0.02 U	1.00 U	1.00 U	1.00 U	1.00 U	1.00 U
3/23/21	1.00 U	1.00 U	1.00 U	1.00 U	2.60	1.00 U	1.00 U	1.00 U	0.05 U	0.02 U	1.00 U	1.00 U	1.00 U	1.00 U	1.00 U
9/8/21	1.00 U	1.00 U	1.00 U	1.00 U	1.70	1.00 U	1.00 U	1.00 U	0.05 U	0.02 U	1.00 U	1.00 U	1.00 U	1.00 U	1.00 U

Gude Landfill
Monitoring Location MW-19A - Volatile Organic Compounds

Printed 12/10/21

	2,2-Dichloropropane (ug/L)	2-Butanone (ug/L)	2-Hexanone (ug/L)	4-Methyl-2-Pentanone (ug/L)	Acetone (ug/L)	Acrylonitrile (ug/L)	Benzene (ug/L)	Bromochloromethane (ug/L)	Bromodichloromethane (ug/L)	Bromoform (ug/L)	Bromomethane (ug/L)	Carbon Disulfide (ug/L)	Carbon Tetrachloride (ug/L)	Chlorobenzene (ug/L)	Chloroethane (ug/L)
MCL/ GWPS							5	80	80				5	100	
9/18/17	1.00 U	5.00 U	5.00 U	5.00 U	5.00 U	5.00 U	1.00 U	1.00 U	1.00 U	1.00 U	1.00 U	5.00 U	1.00 U	1.00 U	1.00 U
4/4/18	1.00 U	5.00 U	5.00 U	5.00 U	5.00 U	5.00 U	1.00 U	1.00 U	1.00 U	1.00 U	1.00 U	5.00 U	1.00 U	1.00 U	1.00 U
9/11/18	1.00 U	5.00 U	5.00 U	5.00 U	5.00 U	5.00 U	1.00 U	1.00 U	1.00 U	1.00 U	1.00 U	5.00 U	1.00 U	1.00 U	1.00 U
4/12/19	1.00 U	5.00 U	5.00 U	5.00 U	7.00 B	5.00 U	1.00 U	1.00 U	1.00 U	1.00 U	1.00 U	1.00 U	1.00 U	1.00 U	1.00 U
8/7/19	1.00 U	5.00 U	5.00 U	5.00 U	5.00 U	5.00 U	1.00 U	1.00 U	1.00 U	1.00 U	1.00 U	1.00 U	1.00 U	1.00 U	1.00 U
3/12/20	1.00 U	5.00 U	5.00 U	5.00 U	5.00 U	5.00 U	1.00 U	1.00 U	1.00 U	1.00 U	1.00 U	1.00 U	1.00 U	1.00 U	1.00 U
8/5/20	1.00 U	5.00 U	5.00 U	5.00 U	5.00 U	5.00 U	1.00 U	1.00 U	1.00 U	1.00 U	1.00 U	1.00 U	1.00 U	1.00 U	1.00 U
3/23/21	1.00 U	5.00 U	5.00 U	5.00 U	5.00 U	5.00 U	1.00 U	1.00 U	1.00 U	1.00 U	1.00 U	1.00 U	1.00 U	1.00 U	1.00 U
9/8/21	1.00 U	5.00 U	5.00 U	5.00 U	5.00 U	5.00 U	1.00 U	1.00 U	1.00 U	1.00 U	1.00 U	1.00 U	1.00 U	1.00 U	1.00 U

Gude Landfill
Monitoring Location MW-19A - Volatile Organic Compounds

Printed 12/10/21

	Chloroform (ug/L)	Chloromethane (ug/L)	cis-1,2-Dichloroethene (ug/L)	cis-1,3-Dichloropropene (ug/L)	Dibromochloromethane (ug/L)	Ethylbenzene (ug/L)	m&p-Xylene (ug/L)	Methyl Iodide (ug/L)	Methyl Tertiary Butyl Ether (ug/L)	Methylene Bromide (ug/L)	Methylene Chloride (ug/L)	o-Xylene (ug/L)	Styrene (ug/L)	Tetrachloroethene (ug/L)	Toluene (ug/L)
MCL/ GWPS	80		70		80	700	10000				5	10000	100	5	1000
9/18/17	1.00 U	1.00 U	2.52	1.00 U	1.00 U	1.00 U	2.00 U	5.00 U	5.00 U	1.00 U	1.00 U	1.00 U	1.00 U	1.22	1.00 U
4/4/18	1.00 U	1.00 U	3.27	1.00 U	1.00 U	1.00 U	2.00 U	5.00 U	5.00 U	1.00 U	1.00 U	1.00 U	1.00 U	1.24	1.00 U
9/11/18	1.00 U	1.00 U	3.31	1.00 U	1.00 U	1.00 U	2.00 U	5.00 U	5.00 U	1.00 U	1.00 U	1.00 U	1.00 U	1.16	1.00 U
4/12/19	1.00 U	1.00 U	7.00	1.00 U	1.00 U	1.00 U	1.00 U	1.00 U	1.00 U	1.00 U	1.00 U	1.00 U	1.00 U	1.80	1.00 U
8/7/19	1.00 U	1.00 U	5.90	1.00 U	1.00 U	1.00 U	1.00 U	1.00 U	1.00 U	1.00 U	1.00 U	1.00 U	1.00 U	1.40	1.00 U
3/12/20	1.00 U	1.00 U	6.50	1.00 U	1.00 U	1.00 U	1.00 U	1.00 U	1.00 U	1.00 U	1.00 U	1.00 U	1.00 U	1.60	1.00 U
8/5/20	1.00 U	1.00 U	7.30	1.00 U	1.00 U	1.00 U	1.00 U	1.00 U	1.00 U	1.00 U	1.00 U	1.00 U	1.00 U	1.90	1.00 U
3/23/21	1.00 U	1.00 U	6.60	1.00 U	1.00 U	1.00 U	1.00 U	1.00 U	1.00 U	1.00 U	1.00 U	1.00 U	1.00 U	1.80	1.00 U
9/8/21	1.00 U	1.00 U	5.10	1.00 U	1.00 U	1.00 U	1.00 U	1.00 U	1.00 U	1.00 U	1.00 U	1.00 U	1.00 U	1.50	1.00 U

Gude Landfill

Monitoring Location MW-19A - Volatile Organic Compounds

	trans-1,2-Dichloroethene (ug/L)	trans-1,3-Dichloropropene (ug/L)	trans-1,4-Dichloro-2-butene (ug/L)	Trichloroethene (ug/L)	Trichlorofluoromethane (ug/L)	Vinyl Acetate (ug/L)	Vinyl Chloride (ug/L)
MCL/ GWPS	100			5			2
9/18/17	1.00 U	1.00 U	5.00 U	1.99	1.00 U	5.00 U	1.00 U
4/4/18	1.00 U	1.00 U	5.00 U	1.44	1.00 U	5.00 U	1.00 U
9/11/18	1.00 U	1.00 U	5.00 U	1.45	1.00 U	5.00 U	1.00 U
4/12/19	1.00 U	1.00 U	1.00 U	2.60	1.00 U	1.00 U	1.00 U
8/7/19	1.00 U	1.00 U	1.00 U	2.00	1.00 U	1.00 U	1.00 U
3/12/20	1.00 U	1.00 U	1.00 U	2.30	1.00 U	1.00 U	1.00 U
8/5/20	1.00 U	1.00 U	1.00 U	2.40	1.00 U	1.00 U	1.00 U
3/23/21	1.00 U	1.00 U	1.00 U	2.40	1.10	1.00 U	1.00 U
9/8/21	1.00 U	1.00 U	1.00 U	1.70	1.00 U	1.00 U	1.00 U

Gude Landfill
Monitoring Location MW-19B - General Parameters

Printed 12/10/21

	Alkalinity (mg/L)	Ammonia Nitrogen (mg/L)	Chemical Oxygen Demand (mg/L)	Chloride (mg/L)	Dissolved Oxygen, Field (mg/L)	Hardness (mg/L)	Nitrate (mg/L)	Nitrate+Nitrite (mg/L)	Nitrite (mg/L)	ORP, Field (mV)	pH, Field (SU)	pH, Lab (SU)	Specific Conductivity, Field (uS/cm)	Specific Conductivity, Lab (umhos/cm)
MCL/ GWPS							10		1					
9/18/17	106.0	0.20 U	10.0 U	128.0000	--	262.0	1.2800	1.29	0.05 U	338.0	6.18	--	551.7	--
4/4/18	99.6	0.20 U	10.0 U	147.0000	--	268.0	1.5200	1.53	0.05 U	191.0	6.04	--	604.7	--
9/11/18	96.0	0.20 U	10.0 U	154.0000	--	288.0	1.5100	1.52	0.05 U	232.0	5.84	--	674.1	--
4/12/19	104.0	0.10 U	5.0	173.0000	0.06	295.0 B	1.6000	--	--	156.4	5.95	6.09	906.0	754.0
8/7/19	105.0	0.10 U	4.2	172.0000	0.20	282.0 B	1.9000	--	--	167.8	5.66	6.10	0.7	766.0
3/12/20	105.0	0.10 U	7.8	178.0000	0.49	302.0	1.5000	--	--	190.5	5.79	6.10	953.0	788.0
8/5/20	41.7	0.10 U	13.2	180.0000	1.16	302.0	1.3500	--	--	158.6	6.45	5.99	681.0	864.0
3/23/21	102.0	0.10 U	3.0 U	213.0000	0.21	318.0	1.3900	--	--	220.1	5.82	6.00	901.0	920.0
9/8/21	116.0	0.05 U	17.5	200.0000	0.87	332.0	1.3200	--	--	312.9	6.20	6.11	842.0	885.0

Gude Landfill
Monitoring Location MW-19B - General Parameters

Printed 12/10/21

	Sulfate, total (mg/L)	Temperature, field (°C)	Total Dissolved Solids (mg/L)	Total Suspended Solids (mg/L)	Turbidity (NTU)	Turbidity, Field (NTU)
MCL/ GWPS						
9/18/17	6.63	15.5	458.0	--	--	3.90
4/4/18	7.31	14.5	437.0	--	--	2.60
9/11/18	7.84	15.3	455.0	--	--	4.20
4/12/19	9.70	14.0	677.0	41.4	5.720	8.10
8/7/19	9.30	15.2	614.0	18.0	10.000	9.90
3/12/20	10.20	13.0	575.0	6.2	2.280	4.10
8/5/20	44.80	16.0	497.0	6.7	7.130	3.90
3/23/21	11.60	13.8	507.0	5.0	3.900	9.48
9/8/21	9.50	19.9	487.0	5.2 U	0.500 U	1.30

Gude Landfill
Monitoring Location MW-19B - Dissolved Metals

Printed 12/10/21

	Antimony, dissolved (mg/L)	Arsenic, dissolved (mg/L)	Barium, dissolved (mg/L)	Beryllium, dissolved (mg/L)	Cadmium, dissolved (mg/L)	Calcium, dissolved (mg/L)	Chromium, dissolved (mg/L)	Cobalt, dissolved (mg/L)	Copper, dissolved (mg/L)	Iron, dissolved (mg/L)	Lead, dissolved (mg/L)	Magnesium, dissolved (mg/L)	Manganese, dissolved (mg/L)	Mercury, dissolved (mg/L)
MCL/ GWPS	0.006	0.01	2	0.004	0.005		0.1				0.015			0.002
9/18/17	0.002 U	0.002 U	0.028	0.002 U	0.002 U	77.9	0.00 U	0.00 U	0.002 U	0.3	0.002 U	22.3	0.029	0.0002 U
4/4/18	0.002 U	0.002 U	0.027	0.002 U	0.002 U	64.4	0.00	0.00 U	0.002 U	0.1 U	0.002 U	23.3	0.018	0.0002 U
9/11/18	0.002 U	0.002 U	0.030	0.002 U	0.002 U	63.1	0.00	0.00 U	0.002 U	0.1 U	0.002 U	28.0	0.026	0.0002 U

Gude Landfill

Printed 12/10/21

Monitoring Location MW-19B - Dissolved Metals

	Nickel, dissolved (mg/L)	Potassium, dissolved (mg/L)	Selenium, dissolved (mg/L)	Silver, dissolved (mg/L)	Sodium, dissolved (mg/L)	Thallium, dissolved (mg/L)	Vanadium, dissolved (mg/L)	Zinc, dissolved (mg/L)
MCL/ GWPS			0.05			0.002		
9/18/17	0.00	2.0	0.002 U	0.00 U	19.4	0.001 U	0.00 U	0.002 U
4/4/18	0.00	2.1	0.002 U	0.00 U	20.6	0.001 U	0.00 U	0.002
9/11/18	0.00	2.2	0.002 U	0.00 U	19.0	0.001 U	0.00 U	0.002

Gude Landfill
Monitoring Location MW-19B - Total Metals

Printed 12/10/21

	Antimony, total (mg/L)	Arsenic, total (mg/L)	Barium, total (mg/L)	Beryllium, total (mg/L)	Cadmium, total (mg/L)	Calcium, total (mg/L)	Chromium, total (mg/L)	Cobalt, total (mg/L)	Copper, total (mg/L)	Iron, total (mg/L)	Lead, total (mg/L)	Magnesium, total (mg/L)
MCL/ GWPS	0.006	0.01	2	0.004	0.005		0.1				0.015	
9/18/17	0.0050 U	0.0050 U	0.0354	0.0050 U	0.0050 U	65.90	0.0050 U	0.0050 U	0.0050 U	0.4680	0.00500 U	22.900
4/4/18	0.0050 U	0.0050 U	0.0337	0.0050 U	0.0050 U	69.00	0.0050 U	0.0050 U	0.0050 U	0.1160	0.00500 U	23.300
9/11/18	0.0050 U	0.0050 U	0.0308	0.0050 U	0.0050 U	67.70	0.0050 U	0.0050 U	0.0050 U	0.0669	0.00500 U	28.900
4/12/19	0.0010 U	0.0010 U	0.0362	0.0010 U	0.0010 U	64.60	0.0076	0.0010 U	0.0018	0.4710 B	0.00100 U	32.400
8/7/19	0.0010 U	0.0010 U	0.0336	0.0010 U	0.0010 U	61.50 B	0.0047	0.0010 U	0.0020	0.5160	0.00100 U	31.100
3/12/20	0.0010 U	0.0010 U	0.0334	0.0010 U	0.0010 U	65.70	0.0010 U	0.0010 U	0.0010 U	0.1030	0.00100 U	33.600
8/5/20	0.0010 U	0.0010 U	0.0364	0.0010 U	0.0010 U	65.50	0.0015	0.0010 U	0.0016	0.3590	0.00100 U	33.700
3/23/21	0.0010 U	0.0010 U	0.0340	0.0010 U	0.0010 U	69.00	0.0010 U	0.0010 U	0.0015	0.1470	0.00100 U	35.400
9/8/21	0.0010 U	0.0010 U	0.0335	0.0010 U	0.0010 U	75.30	0.0010 U	0.0010 U	0.0010 U	0.1000 U	0.00100 U	35.100

Gude Landfill
Monitoring Location MW-19B - Total Metals

Printed 12/10/21

	Manganese, total (mg/L)	Mercury, total (mg/L)	Nickel, total (mg/L)	Potassium, total (mg/L)	Selenium, total (mg/L)	Silver, total (mg/L)	Sodium, total (mg/L)	Thallium, total (mg/L)	Vanadium, total (mg/L)	Zinc, total (mg/L)
MCL/ GWPS		0.002			0.05			0.002		
9/18/17	0.03610	0.000200 U	0.0050 U	2.000	0.00500 U	0.0050 U	19.60	0.0050 U	0.00500 U	0.02270
4/4/18	0.02680	0.000200 U	0.0050 U	2.020	0.00500 U	0.0050 U	19.30	0.0050 U	0.00500 U	0.01920
9/11/18	0.02590	0.000251	0.0050 U	2.280	0.00500 U	0.0050 U	21.70	0.0050 U	0.00500 U	0.00500 U
4/12/19	0.04750	0.000315	0.0047	2.470	0.00100 U	0.0010 U	22.90	0.0010 U	0.00100 U	0.01420 B
8/7/19	0.03110	0.000276	0.0045	2.320	0.00100 U	0.0010 U	22.50 B	0.0010 U	0.00100 U	0.00698 B
3/12/20	0.03030	0.000224	0.0032	2.440	0.00100 U	0.0010 U	23.30	0.0010 U	0.00100 U	0.00400 U
8/5/20	0.03130	0.000177	0.0039	2.490	0.00100 U	0.0010 U	23.20	0.0010 U	0.00107	0.00440
3/23/21	0.02890	0.000173	0.0036	2.410	0.00100 U	0.0010 U	22.70	0.0010 U	0.00100 U	0.00400 U
9/8/21	0.02520	0.000170	0.0033	2.490	0.00100 U	0.0010 U	23.40	0.0010 U	0.00100 U	0.00400 U

Gude Landfill
Monitoring Location MW-19B - Volatile Organic Compounds

Printed 12/10/21

	1,1,1,2-Tetrachloroethane (ug/L)	1,1,1-Trichloroethane (ug/L)	1,1,1,2,2-Tetrachloroethane (ug/L)	1,1,2-Trichloroethane (ug/L)	1,1-Dichloroethane (ug/L)	1,1-Dichloroethene (ug/L)	1,1-Dichloropropene (ug/L)	1,2,3-Trichloropropane (ug/L)	1,2-Dibromo-3-chloropropane (ug/L)	1,2-Dibromoethane (ug/L)	1,2-Dichlorobenzene (ug/L)	1,2-Dichloroethane (ug/L)	1,2-Dichloropropane (ug/L)	1,3-Dichloropropane (ug/L)	1,4-Dichlorobenzene (ug/L)
MCL/ GWPS	200			5		7		5	0.2	0.05	600	5	5		75
9/18/17	1.00 U	1.00 U	1.00 U	1.00 U	4.25	1.00 U	1.00 U	1.00 U	1.00 U	1.00 U	1.00 U	1.00 U	1.00 U	1.00 U	1.00 U
4/4/18	1.00 U	1.00 U	1.00 U	1.00 U	4.01	1.00 U	1.00 U	1.00 U	1.00 U	1.00 U	1.00 U	1.00 U	1.00 U	1.00 U	1.00 U
9/11/18	1.00 U	1.00 U	1.00 U	1.00 U	4.21	1.00 U	1.00 U	1.00 U	1.00 U	1.00 U	1.00 U	1.00 U	1.00 U	1.00 U	1.12
4/12/19	1.00 U	1.00 U	1.00 U	1.00 U	5.20	1.00 U	1.00 U	1.00 U	1.00 U	1.00 U	1.00 U	1.00 U	1.00 J	1.00 U	1.00 J
8/7/19	1.00 U	1.00 U	1.00 U	1.00 U	4.60	1.00 U	1.00 U	1.00 U	1.00 U	1.00 U	1.00 U	1.00 U	1.00 U	1.00 U	1.10
3/12/20	1.00 U	1.00 U	1.00 U	1.00 U	4.70	1.00 U	1.00 U	1.00 U	1.00 U	1.00 U	1.00 U	1.00 U	1.00 U	1.00 U	1.10
8/5/20	1.00 U	1.00 U	1.00 U	1.00 U	4.80	1.00 U	1.00 U	1.00 U	0.05 U	0.02 U	1.00 U	1.00 U	1.00 U	1.00 U	1.30
3/23/21	1.00 U	1.00 U	1.00 U	1.00 U	4.50	1.00 U	1.00 U	1.00 U	0.05 U	0.02 U	1.00 U	1.00 U	1.00 U	1.00 U	1.00 U
9/8/21	1.00 U	1.00 U	1.00 U	1.00 U	3.40	1.00 U	1.00 U	1.00 U	0.05 U	0.02 U	1.00 U	1.00 U	1.00 U	1.00 U	1.30

Gude Landfill
Monitoring Location MW-19B - Volatile Organic Compounds

Printed 12/10/21

	2,2-Dichloropropane (ug/L)	2-Butanone (ug/L)	2-Hexanone (ug/L)	4-Methyl-2-Pentanone (ug/L)	Acetone (ug/L)	Acrylonitrile (ug/L)	Benzene (ug/L)	Bromochloromethane (ug/L)	Bromodichloromethane (ug/L)	Bromoform (ug/L)	Bromomethane (ug/L)	Carbon Disulfide (ug/L)	Carbon Tetrachloride (ug/L)	Chlorobenzene (ug/L)	Chloroethane (ug/L)
MCL/ GWPS							5	80	80				5	100	
9/18/17	1.00 U	5.00 U	5.00 U	5.00 U	5.00 U	5.00 U	1.00 U	1.00 U	1.00 U	1.00 U	1.00 U	5.00 U	1.00 U	1.00 U	1.00 U
4/4/18	1.00 U	5.00 U	5.00 U	5.00 U	5.00 U	5.00 U	1.00 U	1.00 U	1.00 U	1.00 U	1.00 U	5.00 U	1.00 U	1.00 U	1.00 U
9/11/18	1.00 U	5.00 U	5.00 U	5.00 U	5.00 U	5.00 U	1.00 U	1.00 U	1.00 U	1.00 U	1.00 U	5.00 U	1.00 U	1.00 U	1.00 U
4/12/19	1.00 U	5.00 U	5.00 U	5.00 U	6.00 B	5.00 U	1.00 U	1.00 U	1.00 U	1.00 U	1.00 U	1.00 U	1.00 U	1.00 U	1.00 U
8/7/19	1.00 U	5.00 U	5.00 U	5.00 U	5.00 U	5.00 U	1.00 U	1.00 U	1.00 U	1.00 U	1.00 U	1.00 U	1.00 U	1.00 U	1.00 U
3/12/20	1.00 U	5.00 U	5.00 U	5.00 U	5.00 U	5.00 U	1.00 U	1.00 U	1.00 U	1.00 U	1.00 U	1.00 U	1.00 U	1.00 U	1.00 U
8/5/20	1.00 U	5.00 U	5.00 U	5.00 U	5.00 U	5.00 U	1.00 U	1.00 U	1.00 U	1.00 U	1.00 U	1.00 U	1.00 U	1.20	1.00 U
3/23/21	1.00 U	5.00 U	5.00 U	5.00 U	5.00 U	5.00 U	1.00 U	1.00 U	1.00 U	1.00 U	1.00 U	1.00 U	1.00 U	1.40	1.00 U
9/8/21	1.00 U	5.00 U	5.00 U	5.00 U	5.00 U	5.00 U	1.00 U	1.00 U	1.00 U	1.00 U	1.00 U	1.00 U	1.00 U	1.30	1.00 U

Gude Landfill
Monitoring Location MW-19B - Volatile Organic Compounds

Printed 12/10/21

	Chloroform (ug/L)	Chloromethane (ug/L)	cis-1,2-Dichloroethene (ug/L)	cis-1,3-Dichloropropene (ug/L)	Dibromochloromethane (ug/L)	Ethylbenzene (ug/L)	m&p-Xylene (ug/L)	Methyl Iodide (ug/L)	Methyl Tertiary Butyl Ether (ug/L)	Methylene Bromide (ug/L)	Methylene Chloride (ug/L)	o-Xylene (ug/L)	Styrene (ug/L)	Tetrachloroethene (ug/L)	Toluene (ug/L)
MCL/ GWPS	80		70		80	700	10000				5	10000	100	5	1000
9/18/17	1.00 U	1.00 U	10.90	1.00 U	1.00 U	1.00 U	2.00 U	5.00 U	5.00 U	1.00 U	1.00 U	1.00 U	1.00 U	2.84	1.00 U
4/4/18	1.00 U	1.00 U	11.00	1.00 U	1.00 U	1.00 U	2.00 U	5.00 U	5.00 U	1.00 U	1.00 U	1.00 U	1.00 U	2.30	1.00 U
9/11/18	1.00 U	1.00 U	11.60	1.00 U	1.00 U	1.00 U	2.00 U	5.00 U	5.00 U	1.00 U	1.00 U	1.00 U	1.00 U	2.44	1.00 U
4/12/19	1.00 U	1.00 U	15.00	1.00 U	1.00 U	1.00 U	1.00 U	1.00 U	1.00 U	1.00 U	1.20	1.00 U	1.00 U	2.30	1.00 U
8/7/19	1.00 U	1.00 U	14.40	1.00 U	1.00 U	1.00 U	1.00 U	1.00 U	1.00 U	1.00 U	1.10	1.00 U	1.00 U	2.20	1.00 U
3/12/20	1.00 U	1.00 U	15.20	1.00 U	1.00 U	1.00 U	1.00 U	1.00 U	1.00 U	1.00 U	1.10	1.00 U	1.00 U	2.10	1.00 U
8/5/20	1.00 U	1.00 U	16.50	1.00 U	1.00 U	1.00 U	1.00 U	1.00 U	1.00 U	1.00 U	1.00 U	1.00 U	1.00 U	2.30	1.00 U
3/23/21	1.00 U	1.00 U	15.60	1.00 U	1.00 U	1.00 U	1.00 U	1.00 U	1.00 U	1.00 U	1.00 U	1.00 U	1.00 U	2.20	1.00 U
9/8/21	1.00 U	1.00 U	12.40	1.00 U	1.00 U	1.00 U	1.00 U	1.00 U	1.00 U	1.00 U	1.00 U	1.00 U	1.00 U	2.20	1.00 U

Gude Landfill

Monitoring Location MW-19B - Volatile Organic Compounds

	trans-1,2-Dichloroethene (ug/L)	trans-1,3-Dichloropropene (ug/L)	trans-1,4-Dichloro-2-butene (ug/L)	Trichloroethene (ug/L)	Trichlorofluoromethane (ug/L)	Vinyl Acetate (ug/L)	Vinyl Chloride (ug/L)
MCL/ GWPS	100			5			2
9/18/17	1.00 U	1.00 U	5.00 U	3.94	1.00 U	5.00 U	1.00 U
4/4/18	1.00 U	1.00 U	5.00 U	4.22	1.00 U	5.00 U	1.00 U
9/11/18	1.00 U	1.00 U	5.00 U	4.46	1.15	5.00 U	1.00 U
4/12/19	1.00 U	1.00 U	1.00 U	4.90	1.00 U	1.00 U	1.00 U
8/7/19	1.00 U	1.00 U	1.00 U	4.30	1.00 U	1.00 U	1.00 U
3/12/20	1.00 U	1.00 U	1.00 U	4.30	1.00 U	1.00 U	1.00 U
8/5/20	1.00 U	1.00 U	1.00 U	4.80	1.00 U	1.00 U	1.00 U
3/23/21	1.00 U	1.00 U	1.00 U	4.60	1.00 U	1.00 U	1.00 U
9/8/21	1.00 U	1.00 U	1.00 U	3.50	1.00 U	1.00 U	1.00 U

Gude Landfill
Monitoring Location MW-21A - General Parameters

Printed 12/10/21

	Alkalinity (mg/L)	Ammonia Nitrogen (mg/L)	Chemical Oxygen Demand (mg/L)	Chloride (mg/L)	Dissolved Oxygen, Field (mg/L)	Hardness (mg/L)	Nitrate (mg/L)	Nitrate+Nitrite (mg/L)	Nitrite (mg/L)	ORP, Field (mV)	pH, Field (SU)	pH, Lab (SU)	Specific Conductivity, Field (uS/cm)
MCL/ GWPS							10		1				
9/18/17	302.0	5.40	14.8	117.0000	0.31	328.0	1.0700	1.08	0.05 U	316.0	6.17	--	956.3
4/2/18	276.0	3.34	21.6	52.6000	--	249.0	2.5400	2.55	0.05 U	194.0	6.38	--	664.0
9/6/18	362.0	5.81	23.7	40.5000	--	307.0	0.3570	0.37	0.05 U	72.0	6.28	--	819.4
4/18/19	452.0	11.90	37.0	106.0000	0.15	366.0	0.2000 U	--	--	1.7	6.29	6.41	14.7
7/29/19	262.0	7.05	26.3	147.0000	0.15	303.0 B	0.9000	--	--	200.0	6.05	5.91	1025.0
3/11/20	81.9	4.99	19.1	56.9000	0.51	289.0	1.3600	--	--	58.2	6.22	6.28	702.0
7/30/20	379.0	8.46	32.8	104.0000	0.64	321.0	0.2600	--	--	24.3	6.12	6.31	1036.0
3/31/21	479.0	10.80	20.6	58.3000	0.08	361.0	0.0000	--	--	-33.2	6.25	6.35	914.0
9/3/21	350.0	6.20	25.6	83.5000	0.60	293.0	0.9130	--	--	13.5	6.26	6.22	911.0

Gude Landfill

Monitoring Location MW-21A - General Parameters

	Specific Conductivity, Lab (umhos/cm)	Sulfate, total (mg/L)	Temperature, field (°C)	Total Dissolved Solids (mg/L)	Total Suspended Solids (mg/L)	Turbidity (NTU)	Turbidity, Field (NTU)
MCL/ GWPS							
9/18/17	--	23.40	17.0	508.0	--	--	2.30
4/2/18	--	34.30	10.7	339.0	--	--	3.50
9/6/18	--	23.60	25.3	454.0	--	--	6.90
4/18/19	1120.0	17.00	12.1	624.0	10.7	35.800	8.70
7/29/19	1100.0	66.10	17.7	633.0	8.8	20.000	3.10
3/11/20	832.0	174.00	11.3	523.0	12.7	11.400	16.30
7/30/20	1100.0	18.10	20.7	578.0	72.0	14.100	26.70
3/31/21	1200.0	12.80	11.4	575.0	16.7	90.000	29.80
9/3/21	922.0	19.80	19.5	501.0	107.0	15.900	28.10

Gude Landfill
Monitoring Location MW-21A - Dissolved Metals

Printed 12/10/21

	Antimony, dissolved (mg/L)	Arsenic, dissolved (mg/L)	Barium, dissolved (mg/L)	Beryllium, dissolved (mg/L)	Cadmium, dissolved (mg/L)	Calcium, dissolved (mg/L)	Chromium, dissolved (mg/L)	Cobalt, dissolved (mg/L)	Copper, dissolved (mg/L)	Iron, dissolved (mg/L)	Lead, dissolved (mg/L)	Magnesium, dissolved (mg/L)	Manganese, dissolved (mg/L)	Mercury, dissolved (mg/L)
MCL/ GWPS	0.006	0.01	2	0.004	0.005		0.1				0.015			0.002
9/18/17	0.002 U	0.002 U	0.197	0.002 U	0.002 U	50.3	0.00 U	0.02	0.002	0.3	0.002 U	38.9	13.800	0.0002 U
4/2/18	0.002 U	0.002 U	0.135	0.002 U	0.002 U	55.7	0.01	0.02	0.003	0.1 U	0.002 U	29.9	6.490	0.0002 U
9/6/18	0.002 U	0.002 U	0.215	0.002 U	0.002 U	72.4	0.01	0.02	0.003	3.2	0.002 U	32.6	5.360	0.0002 U

Gude Landfill

Monitoring Location MW-21A - Dissolved Metals

	Nickel, dissolved (mg/L)	Potassium, dissolved (mg/L)	Selenium, dissolved (mg/L)	Silver, dissolved (mg/L)	Sodium, dissolved (mg/L)	Thallium, dissolved (mg/L)	Vanadium, dissolved (mg/L)	Zinc, dissolved (mg/L)
MCL/ GWPS			0.05			0.002		
9/18/17	0.01	10.0	0.002 U	0.00 U	59.7	0.001 U	0.00 U	0.014
4/2/18	0.01	12.3	0.002 U	0.00 U	41.8	0.001 U	0.00 U	0.020
9/6/18	0.01	25.0	0.002 U	0.00 U	36.3	0.001 U	0.00	0.013

Gude Landfill
Monitoring Location MW-21A - Total Metals

Printed 12/10/21

	Antimony, total (mg/L)	Arsenic, total (mg/L)	Barium, total (mg/L)	Beryllium, total (mg/L)	Cadmium, total (mg/L)	Calcium, total (mg/L)	Chromium, total (mg/L)	Cobalt, total (mg/L)	Copper, total (mg/L)	Iron, total (mg/L)	Lead, total (mg/L)	Magnesium, total (mg/L)
MCL/ GWPS	0.006	0.01	2	0.004	0.005		0.1				0.015	
9/18/17	0.0050 U	0.0050 U	0.2050	0.0050 U	0.0050 U	53.50	0.0050 U	0.0228	0.0050 U	0.5590	0.00500 U	40.100
4/2/18	0.0050 U	0.0050 U	0.1530	0.0050 U	0.0050 U	53.20	0.0050 U	0.0160	0.0050 U	0.1530	0.00500 U	28.300
9/6/18	0.0020 U	0.0020 U	0.2020	0.0020 U	0.0020 U	70.10	0.0086	0.0236	0.0072	2.4100	0.00200 U	32.200
4/18/19	0.0010 U	0.0026	0.4760	0.0010 U	0.0010 U	69.40	0.0020	0.1390	0.0027	18.8000	0.00100 U	46.900
7/29/19	0.0010 U	0.0010 U	0.3100	0.0010 U	0.0010 U	53.60 B	0.0012	0.0832	0.0054	8.0800	0.00100 U	41.100
3/11/20	0.0010 U	0.0010 U	0.2130	0.0010 U	0.0010 U	50.70	0.0010 U	0.0670	0.0010 U	6.2900	0.00100 U	39.600
7/30/20	0.0010 U	0.0016	0.3330	0.0010 U	0.0010 U	59.80	0.0010	0.0759	0.0015	11.7000	0.00100 U	41.600
3/31/21	0.0010 U	0.0023	0.3550	0.0010 U	0.0010 U	72.40	0.0010 U	0.0783	0.0010 U	23.1000	0.00100 U	43.800
9/3/21	0.0010 U	0.0043	0.3000	0.0010 U	0.0010 U	54.90	0.0010 U	0.0720	0.0014	20.9000	0.00100 U	37.900

Gude Landfill
Monitoring Location MW-21A - Total Metals

Printed 12/10/21

	Manganese, total (mg/L)	Mercury, total (mg/L)	Nickel, total (mg/L)	Potassium, total (mg/L)	Selenium, total (mg/L)	Silver, total (mg/L)	Sodium, total (mg/L)	Thallium, total (mg/L)	Vanadium, total (mg/L)	Zinc, total (mg/L)
MCL/ GWPS		0.002			0.05			0.002		
9/18/17	13.80000	0.000200 U	0.0078	9.910	0.00500 U	0.0050 U	67.00	0.0050 U	0.00500 U	0.02870
4/2/18	6.61000	0.000200 U	0.0108	11.800	0.00500 U	0.0050 U	43.20	0.0050 U	0.00500 U	0.04420
9/6/18	5.94000	0.000200 U	0.0139	23.500	0.00200 U	0.0020 U	35.70	0.0010 U	0.00234	0.01470
4/18/19	16.10000	0.000635	0.0263	25.300	0.00100 U	0.0010 U	66.40	0.0013	0.00100 U	0.03950
7/29/19	13.80000	0.000100 U	0.0185	17.800	0.00100 U	0.0010 U	80.50 B	0.0010 U	0.00100 U	0.01850
3/11/20	9.83000	0.000100 U	0.0124	13.700	0.00100 U	0.0010 U	50.00	0.0010 U	0.00100 U	0.01160
7/30/20	10.50000	0.000100 U	0.0128	22.900	0.00100 U	0.0010 U	67.10	0.0010 U	0.00100 U	0.01140
3/31/21	9.19000	0.000100 U	0.0136	23.200	0.00100 U	0.0010 U	42.70	0.0010 U	0.00100 U	0.01130
9/3/21	8.61000	0.000100 U	0.0136	17.500	0.00100 U	0.0010 U	62.00	0.0010 U	0.00100 U	0.01240

Gude Landfill
Monitoring Location MW-21A - Volatile Organic Compounds

Printed 12/10/21

	1,1,1,2-Tetrachloroethane (ug/L)	1,1,1-Trichloroethane (ug/L)	1,1,1,2,2-Tetrachloroethane (ug/L)	1,1,2-Trichloroethane (ug/L)	1,1-Dichloroethane (ug/L)	1,1-Dichloroethene (ug/L)	1,1-Dichloropropene (ug/L)	1,2,3-Trichloropropane (ug/L)	1,2-Dibromo-3-chloropropane (ug/L)	1,2-Dibromoethane (ug/L)	1,2-Dichlorobenzene (ug/L)	1,2-Dichloroethane (ug/L)	1,2-Dichloropropane (ug/L)	1,3-Dichloropropane (ug/L)	1,4-Dichlorobenzene (ug/L)
MCL/ GWPS	200			5		7		5	0.2	0.05	600	5	5		75
9/18/17	1.00 U	1.00 U	1.00 U	1.00 U	3.27	1.00 U	1.00 U	1.00 U	1.00 U	1.00 U	1.00 U	1.00 U	1.00 U	1.00 U	1.00 U
4/2/18	1.00 U	1.00 U	1.00 U	1.00 U	1.00 U	1.00 U	1.00 U	1.00 U	1.00 U	1.00 U	1.00 U	1.00 U	1.00 U	1.00 U	1.00 U
9/6/18	1.00 U	1.00 U	1.00 U	1.00 U	1.00 U	1.00 U	1.00 U	1.00 U	1.00 U	1.00 U	1.00 U	1.00 U	1.00 U	1.00 U	1.00 U
4/18/19	1.00 U	1.00 U	1.00 U	1.00 U	3.40	1.00 U	1.00 U	1.00 U	1.00 U	1.00 U	1.00 U	1.00 U	1.00 U	1.00 U	1.10
7/29/19	1.00 U	1.00 U	1.00 U	1.00 U	6.10	1.00 U	1.00 U	1.00 U	1.00 U	1.00 U	1.00 U	1.00 U	1.70	1.00 U	1.50
3/11/20	1.00 U	1.00 U	1.00 U	1.00 U	1.80	1.00 U	1.00 U	1.00 U	1.00 U	1.00 U	1.00 U	1.00 U	1.00 U	1.00 U	1.00 J
7/30/20	1.00 U	1.00 U	1.00 U	1.00 U	3.90	1.00 U	1.00 U	1.00 U	0.05 U	0.02 U	1.00 U	1.00 U	1.20	1.00 U	1.00 J
3/31/21	1.00 U	1.00 U	1.00 U	1.00 U	1.40	1.00 U	1.00 U	1.00 U	0.05 U	0.02 U	1.00 U	1.00 U	1.00 U	1.00 U	1.00 U
9/3/21	1.00 U	1.00 U	1.00 U	1.00 U	2.20	1.00 U	1.00 U	1.00 U	0.05 U	0.02 U	1.00 U	1.00 U	1.00 U	1.00 U	1.00 J

Gude Landfill
Monitoring Location MW-21A - Volatile Organic Compounds

Printed 12/10/21

	2,2-Dichloropropane (ug/L)	2-Butanone (ug/L)	2-Hexanone (ug/L)	4-Methyl-2-Pentanone (ug/L)	Acetone (ug/L)	Acrylonitrile (ug/L)	Benzene (ug/L)	Bromochloromethane (ug/L)	Bromodichloromethane (ug/L)	Bromoform (ug/L)	Bromomethane (ug/L)	Carbon Disulfide (ug/L)	Carbon Tetrachloride (ug/L)	Chlorobenzene (ug/L)	Chloroethane (ug/L)
MCL/ GWPS							5	80	80				5	100	
9/18/17	1.00 U	5.00 U	5.00 U	5.00 U	5.00 U	5.00 U	1.00 U	1.00 U	1.00 U	1.00 U	1.00 U	5.00 U	1.00 U	1.00 U	1.00 U
4/2/18	1.00 U	5.00 U	5.00 U	5.00 U	5.00 U	5.00 U	1.00 U	1.00 U	1.00 U	1.00 U	1.00 U	5.00 U	1.00 U	1.00 U	1.00 U
9/6/18	1.00 U	5.00 U	5.00 U	5.00 U	5.00 U	5.00 U	1.00 U	1.00 U	1.00 U	1.00 U	1.00 U	5.00 U	1.00 U	1.03	1.00 U
4/18/19	1.00 U	5.00 U	5.00 U	5.00 U	6.10 B	5.00 U	1.00 U	1.00 U	1.00 U	1.00 U	1.00 U	1.00 U	1.00 U	1.40	1.00 U
7/29/19	1.00 U	5.00 U	5.00 U	5.00 U	5.00 U	5.00 U	1.00 U	1.00 U	1.00 U	1.00 U	1.00 U	1.00 U	1.00 U	1.00 U	1.00 U
3/11/20	1.00 U	5.00 U	5.00 U	5.00 U	5.00 U	5.00 U	1.00 U	1.00 U	1.00 U	1.00 U	1.00 U	1.00 U	1.00 U	1.00 U	1.00 U
7/30/20	1.00 U	5.00 U	5.00 U	5.00 U	5.00 U	5.00 U	1.00 U	1.00 U	1.00 U	1.00 U	1.00 U	1.00 U	1.00 U	1.00 U	1.00 U
3/31/21	1.00 U	5.00 U	5.00 U	5.00 U	5.00 U	5.00 U	1.00 U	1.00 U	1.00 U	1.00 U	1.00 U	1.00 U	1.00 U	1.20	1.00 U
9/3/21	1.00 U	5.00 U	5.00 U	5.00 U	5.00 U	5.00 U	1.00 U	1.00 U	1.00 U	1.00 U	1.00 U	1.00 U	1.00 U	1.00 U	1.00 U

Gude Landfill
Monitoring Location MW-21A - Volatile Organic Compounds

Printed 12/10/21

	Chloroform (ug/L)	Chloromethane (ug/L)	cis-1,2-Dichloroethene (ug/L)	cis-1,3-Dichloropropene (ug/L)	Dibromochloromethane (ug/L)	Ethylbenzene (ug/L)	m&p-Xylene (ug/L)	Methyl Iodide (ug/L)	Methyl Tertiary Butyl Ether (ug/L)	Methylene Bromide (ug/L)	Methylene Chloride (ug/L)	o-Xylene (ug/L)	Styrene (ug/L)	Tetrachloroethene (ug/L)	Toluene (ug/L)
MCL/ GWPS	80		70		80	700	10000				5	10000	100	5	1000
9/18/17	1.00 U	1.00 U	10.00	1.00 U	1.00 U	1.00 U	2.00 U	5.00 U	5.00 U	1.00 U	1.00 U	1.00 U	1.00 U	1.79	1.00 U
4/2/18	1.00 U	1.00 U	3.03	1.00 U	1.00 U	1.00 U	2.00 U	5.00 U	5.00 U	1.00 U	1.00 U	1.00 U	1.00 U	1.00 U	1.00 U
9/6/18	1.00 U	1.00 U	1.00 U	1.00 U	1.00 U	1.00 U	2.00 U	5.00 U	5.00 U	1.00 U	1.00 U	1.00 U	1.00 U	1.00 U	1.00 U
4/18/19	1.00 U	1.00 U	9.80	1.00 U	1.00 U	1.00 U	1.00 U	1.00 U	1.00 U	1.00 U	1.00 U	1.00 U	1.00 U	3.50	1.00 U
7/29/19	1.00 U	1.00 U	20.50	1.00 U	1.00 U	1.00 U	1.00 U	1.00 U	1.00 U	1.00 U	1.00 U	1.00 U	1.00 U	5.40	1.00 U
3/11/20	1.00 U	1.00 U	5.40	1.00 U	1.00 U	1.00 U	1.00 U	1.00 U	1.00 U	1.00 U	1.00 U	1.00 U	1.00 U	1.50	1.00 U
7/30/20	1.00 U	1.00 U	12.80	1.00 U	1.00 U	1.00 U	1.00 U	1.00 U	1.00 U	1.00 U	1.00 U	1.00 U	1.00 U	2.30	1.00 U
3/31/21	1.00 U	1.00 U	3.90	1.00 U	1.00 U	1.00 U	1.00 U	1.00 U	1.00 U	1.00 U	1.00 U	1.00 U	1.00 U	1.00 U	1.00 U
9/3/21	1.00 U	1.00 U	7.80	1.00 U	1.00 U	1.00 U	1.00 U	1.00 U	1.00 U	1.00 U	1.00 U	1.00 U	1.00 U	1.00 U	1.00 U

Gude Landfill

Monitoring Location MW-21A - Volatile Organic Compounds

	trans-1,2-Dichloroethene (ug/L)	trans-1,3-Dichloropropene (ug/L)	trans-1,4-Dichloro-2-butene (ug/L)	Trichloroethene (ug/L)	Trichlorofluoromethane (ug/L)	Vinyl Acetate (ug/L)	Vinyl Chloride (ug/L)
MCL/ GWPS	100			5			2
9/18/17	1.00 U	1.00 U	5.00 U	4.88	1.00 U	5.00 U	1.00 U
4/2/18	1.00 U	1.00 U	5.00 U	1.92	1.00 U	5.00 U	1.00 U
9/6/18	1.00 U	1.00 U	5.00 U	1.00 U	1.00 U	5.00 U	1.00 U
4/18/19	1.00 U	1.00 U	1.00 U	5.60	1.00 U	1.00 U	1.40
7/29/19	1.00 U	1.00 U	1.00 U	11.30	1.00 U	1.00 U	2.30
3/11/20	1.00 U	1.00 U	1.00 U	3.50	1.00 U	1.00 U	1.00 U
7/30/20	1.00 U	1.00 U	1.00 U	7.70	1.00 U	1.00 U	1.40
3/31/21	1.00 U	1.00 U	1.00 U	2.30	1.00 U	1.00 U	1.00 U
9/3/21	1.00 U	1.00 U	1.00 U	4.90	1.00 U	1.00 U	1.00 U

Gude Landfill
Monitoring Location MW-21B - General Parameters

Printed 12/10/21

	Alkalinity (mg/L)	Ammonia Nitrogen (mg/L)	Chemical Oxygen Demand (mg/L)	Chloride (mg/L)	Dissolved Oxygen, Field (mg/L)	Hardness (mg/L)	Nitrate (mg/L)	Nitrate+Nitrite (mg/L)	Nitrite (mg/L)	ORP, Field (mV)	pH, Field (SU)	pH, Lab (SU)	Specific Conductivity, Field (uS/cm)
MCL/ GWPS							10		1				
9/18/17	177.0	0.63	11.6	99.8000	--	46.0	0.2000 U	0.20 U	0.05 U	17.0	7.58	--	514.7
4/2/18	290.0	0.81	17.0	159.0000	1.22	377.0	0.2000 U	0.20 U	0.05 U	-99.0	7.02	--	1093.0
9/6/18	350.0	0.93	24.5	200.0000	--	373.0	0.2000 U	0.20 U	0.05 U	-130.0	6.59	--	1303.0
4/18/19	263.0	0.57	27.0	174.0000	0.19	294.0	0.2000 U	--	--	-79.4	6.49	6.50	1324.0
7/29/19	207.0	0.29	16.5	128.0000	0.30	254.0 B	1.5000	--	--	200.0	6.55	6.35	8.5
3/11/20	101.0	0.27	14.7	134.0000	1.00	271.0	0.2000 U	--	--	-19.3	6.44	6.60	777.0
7/30/20	247.0	0.42	25.5	181.0000	0.89	294.0	0.2000 U	--	--	0.0	6.06	6.27	1014.0
3/31/21	275.0	0.41	14.1	187.0000	0.07	279.0	0.0000	--	--	-20.2	6.09	6.22	959.0
9/3/21	214.0	0.05 U	18.5	148.0000	2.71	293.0	0.3310	--	--	15.4	6.46	6.54	834.0

Gude Landfill

Monitoring Location MW-21B - General Parameters

	Specific Conductivity, Lab (umhos/cm)	Sulfate, total (mg/L)	Temperature, field (°C)	Total Dissolved Solids (mg/L)	Total Suspended Solids (mg/L)	Turbidity (NTU)	Turbidity, Field (NTU)
MCL/ GWPS							
9/18/17	--	45.70	21.3	418.0	--	--	38.90
4/2/18	--	11.50	10.4	479.0	--	--	51.50
9/6/18	--	6.78	28.6	666.0	--	--	7.90
4/18/19	952.0	13.40	14.2	621.0	63.4	364.000	25.10
7/29/19	842.0	40.20	20.9	507.0	22.6	102.000	30.30
3/11/20	811.0	22.00	13.1	482.0	36.8	141.000	37.90
7/30/20	1090.0	15.20	19.1	567.0	33.7	135.000	20.00
3/31/21	1110.0	16.90	13.7	282.0	46.4	86.000	25.34
9/3/21	887.0	22.30	17.3	533.0	22.9	89.500	47.10

Gude Landfill
Monitoring Location MW-21B - Dissolved Metals

Printed 12/10/21

	Antimony, dissolved (mg/L)	Arsenic, dissolved (mg/L)	Barium, dissolved (mg/L)	Beryllium, dissolved (mg/L)	Cadmium, dissolved (mg/L)	Calcium, dissolved (mg/L)	Chromium, dissolved (mg/L)	Cobalt, dissolved (mg/L)	Copper, dissolved (mg/L)	Iron, dissolved (mg/L)	Lead, dissolved (mg/L)	Magnesium, dissolved (mg/L)	Manganese, dissolved (mg/L)	Mercury, dissolved (mg/L)
MCL/ GWPS	0.006	0.01	2	0.004	0.005		0.1				0.015			0.002
9/18/17	0.002 U	0.002 U	0.052	0.002 U	0.002 U	50.4	0.00 U	0.00 U	0.002 U	3.6	0.002 U	17.2	3.120	0.0002 U
4/2/18	0.002 U	0.002	0.090	0.002 U	0.002 U	85.5	0.01	0.01	0.002 U	22.7	0.002 U	27.1	4.280	0.0002 U
9/6/18	0.002 U	0.003	0.165	0.002 U	0.002 U	91.1	0.01	0.04	0.002 U	75.8	0.002 U	36.7	5.700	0.0002 U

Gude Landfill

Printed 12/10/21

Monitoring Location MW-21B - Dissolved Metals

	Nickel, dissolved (mg/L)	Potassium, dissolved (mg/L)	Selenium, dissolved (mg/L)	Silver, dissolved (mg/L)	Sodium, dissolved (mg/L)	Thallium, dissolved (mg/L)	Vanadium, dissolved (mg/L)	Zinc, dissolved (mg/L)
MCL/ GWPS			0.05			0.002		
9/18/17	0.00 U	32.0	0.002 U	0.00 U	42.3	0.001 U	0.00 U	0.002 U
4/2/18	0.01	14.5	0.005	0.00 U	53.1	0.001 U	0.00 U	0.003
9/6/18	0.01	13.2	0.004	0.00 U	69.9	0.001 U	0.00	0.002 U

Gude Landfill
Monitoring Location MW-21B - Total Metals

Printed 12/10/21

	Antimony, total (mg/L)	Arsenic, total (mg/L)	Barium, total (mg/L)	Beryllium, total (mg/L)	Cadmium, total (mg/L)	Calcium, total (mg/L)	Chromium, total (mg/L)	Cobalt, total (mg/L)	Copper, total (mg/L)	Iron, total (mg/L)	Lead, total (mg/L)	Magnesium, total (mg/L)
MCL/ GWPS	0.006	0.01	2	0.004	0.005		0.1				0.015	
9/18/17	0.0050 U	0.0050 U	0.0647	0.0050 U	0.0050 U	61.10	0.0075	0.0050 U	0.0073	5.5500	0.00500 U	21.600
4/2/18	0.0050 U	0.0050 U	0.1190	0.0050 U	0.0050 U	96.50	0.0050 U	0.0083	0.0061	28.1000	0.00500 U	33.000
9/6/18	0.0050 U	0.0050 U	0.1990	0.0050 U	0.0050 U	88.80	0.0276	0.0412	0.0266	91.2000	0.01210	36.700
4/18/19	0.0010 U	0.0020	0.1230	0.0010 U	0.0010 U	66.10	0.0112	0.0676	0.0043	63.1000	0.00115	31.400
7/29/19	0.0010 U	0.0010 U	0.0750	0.0010 U	0.0010 U	64.70 B	0.0163	0.0310	0.0024	19.0000	0.00100 U	22.600
3/11/20	0.0010 U	0.0012	0.0789	0.0010 U	0.0010 U	68.40	0.0042	0.0325	0.0051	19.4000	0.00100 U	24.400
7/30/20	0.0010 U	0.0020	0.1130	0.0010 U	0.0010 U	63.60	0.0030	0.0766	0.0030	50.1000	0.00100 U	32.800
3/31/21	0.0010 U	0.0020	0.0994	0.0010 U	0.0010 U	60.80	0.0037	0.0611	0.0029	39.8000	0.00100 U	31.000
9/3/21	0.0010 U	0.0010 U	0.0783	0.0010 U	0.0010 U	72.10	0.0034	0.0419	0.0037	9.4400	0.00100 U	27.500

Gude Landfill
Monitoring Location MW-21B - Total Metals

Printed 12/10/21

	Manganese, total (mg/L)	Mercury, total (mg/L)	Nickel, total (mg/L)	Potassium, total (mg/L)	Selenium, total (mg/L)	Silver, total (mg/L)	Sodium, total (mg/L)	Thallium, total (mg/L)	Vanadium, total (mg/L)	Zinc, total (mg/L)
MCL/ GWPS		0.002			0.05			0.002		
9/18/17	4.03000	0.000200 U	0.0050 U	30.300	0.00500 U	0.0050 U	46.80	0.0050 U	0.00500 U	0.02830
4/2/18	5.30000	0.000200 U	0.0066	14.900	0.00500 U	0.0050 U	58.50	0.0050 U	0.00500 U	0.02630
9/6/18	4.95000	0.000200 U	0.0213	13.000	0.00540	0.0050 U	70.40	0.0050 U	0.00971	0.03600
4/18/19	6.39000	0.000142	0.0336	8.050	0.00100 U	0.0010 U	60.00	0.0010 U	0.00100 U	0.01050
7/29/19	4.72000	0.000100 U	0.0265	16.900	0.00100 U	0.0010 U	45.20 B	0.0010 U	0.00100 U	0.00959
3/11/20	4.32000	0.000100 U	0.0168	11.600	0.00100 U	0.0010 U	42.50	0.0010 U	0.00100 U	0.00794
7/30/20	5.15000	0.000100 U	0.0330	5.310	0.00100 U	0.0010 U	69.00	0.0010 U	0.00100 U	0.01070
3/31/21	5.12000	0.000100 U	0.0275	3.920	0.00100 U	0.0010 U	62.30	0.0010 U	0.00100 U	0.01110
9/3/21	4.19000	0.000100 U	0.0240	10.400	0.00100 U	0.0010 U	51.90	0.0010 U	0.00100 U	0.01410

Gude Landfill

Printed 12/10/21

Monitoring Location MW-21B - Volatile Organic Compounds

	1,1,1,2-Tetrachloroethane (ug/L)	1,1,1-Trichloroethane (ug/L)	1,1,1,2,2-Tetrachloroethane (ug/L)	1,1,2-Trichloroethane (ug/L)	1,1-Dichloroethane (ug/L)	1,1-Dichloroethane (ug/L)	1,1-Dichloropropene (ug/L)	1,2,3-Trichloropropane (ug/L)	1,2-Dibromo-3-chloropropane (ug/L)	1,2-Dibromoethane (ug/L)	1,2-Dichlorobenzene (ug/L)	1,2-Dichloroethane (ug/L)	1,2-Dichloropropane (ug/L)	1,3-Dichloropropane (ug/L)	1,4-Dichlorobenzene (ug/L)
MCL/ GWPS	200			5		7			0.2	0.05	600	5	5		75
9/18/17	1.00 U	1.00 U	1.00 U	1.00 U	2.27	1.00 U	1.00 U	1.00 U	1.00 U	1.00 U	1.00 U	1.00 U	1.00 U	1.00 U	1.00 U
4/2/18	1.00 U	1.00 U	1.00 U	1.00 U	4.61	1.00 U	1.00 U	1.00 U	1.00 U	1.00 U	1.00 U	1.00 U	1.30	1.00 U	1.00 U
9/6/18	1.00 U	1.00 U	1.00 U	1.00 U	5.59	1.00 U	1.00 U	1.00 U	1.00 U	1.00 U	1.00 U	1.00 U	1.65	1.00 U	1.39
4/18/19	1.00 U	1.00 U	1.00 U	1.00 U	7.90	1.00 U	1.00 U	1.00 U	1.00 U	1.00 U	1.00 U	1.00 U	2.40	1.00 U	1.00 U
7/29/19	1.00 U	1.00 U	1.00 U	1.00 U	4.80	1.00 U	1.00 U	1.00 U	1.00 U	1.00 U	1.00 U	1.00 U	1.30	1.00 U	1.00 U
3/11/20	1.00 U	1.00 U	1.00 U	1.00 U	5.00	1.00 U	1.00 U	1.00 U	1.00 U	1.00 U	1.00 U	1.00 U	1.30	1.00 U	1.00 U
7/30/20	1.00 U	1.00 U	1.00 U	1.00 U	9.60	1.00 U	1.00 U	1.00 U	0.05 U	0.02 U	1.00 U	1.00 U	3.00	1.00 U	1.00 U
3/31/21	1.00 U	1.00 U	1.00 U	1.00 U	10.30	1.00 U	1.00 U	1.00 U	0.05 U	0.02 U	1.00 U	1.00 U	3.00	1.00 U	1.00 U
9/3/21	1.00 U	1.00 U	1.00 U	1.00 U	2.90	1.00 U	1.00 U	1.00 U	0.05 U	0.02 U	1.00 U	1.00 U	1.00 U	1.00 U	1.00 U

Gude Landfill
Monitoring Location MW-21B - Volatile Organic Compounds

Printed 12/10/21

	2,2-Dichloropropane (ug/L)	2-Butanone (ug/L)	2-Hexanone (ug/L)	4-Methyl-2-Pentanone (ug/L)	Acetone (ug/L)	Acrylonitrile (ug/L)	Benzene (ug/L)	Bromochloromethane (ug/L)	Bromodichloromethane (ug/L)	Bromoform (ug/L)	Bromomethane (ug/L)	Carbon Disulfide (ug/L)	Carbon Tetrachloride (ug/L)	Chlorobenzene (ug/L)	Chloroethane (ug/L)
MCL/ GWPS							5	80	80				5	100	
9/18/17	1.00 U	5.00 U	5.00 U	5.00 U	5.00 U	5.00 U	1.00 U	1.00 U	1.00 U	1.00 U	1.00 U	5.00 U	1.00 U	1.00 U	1.00 U
4/2/18	1.00 U	5.00 U	5.00 U	5.00 U	5.00 U	5.00 U	1.00 U	1.00 U	1.00 U	1.00 U	1.00 U	5.00 U	1.00 U	1.00 U	1.00 U
9/6/18	1.00 U	5.00 U	5.00 U	5.00 U	5.00 U	5.00 U	1.00 U	1.00 U	1.00 U	1.00 U	1.00 U	5.00 U	1.00 U	1.15	1.00 U
4/18/19	1.00 U	5.00 U	5.00 U	5.00 U	5.00 U	5.00 U	1.00 U	1.00 U	1.00 U	1.00 U	1.00 U	1.00 U	1.00 U	1.00 U	1.00 U
7/29/19	1.00 U	5.00 U	5.00 U	5.00 U	5.00 U	5.00 U	1.00 U	1.00 U	1.00 U	1.00 U	1.00 U	1.00 U	1.00 U	1.00 U	1.00 U
3/11/20	1.00 U	5.00 U	5.00 U	5.00 U	5.00 U	5.00 U	1.00 U	1.00 U	1.00 U	1.00 U	1.00 U	1.00 U	1.00 U	1.00 U	1.00 U
7/30/20	1.00 U	5.00 U	5.00 U	5.00 U	5.00 U	5.00 U	1.00 U	1.00 U	1.00 U	1.00 U	1.00 U	1.00 U	1.00 U	1.00 U	1.00 U
3/31/21	1.00 U	5.00 U	5.00 U	5.00 U	5.00 U	5.00 U	1.00 U	1.00 U	1.00 U	1.00 U	1.00 U	1.00 U	1.00 U	1.00 U	1.00 U
9/3/21	1.00 U	5.00 U	5.00 U	5.00 U	5.00 U	5.00 U	1.00 U	1.00 U	1.00 U	1.00 U	1.00 U	1.00 U	1.00 U	1.00 U	1.00 U

Gude Landfill
Monitoring Location MW-21B - Volatile Organic Compounds

Printed 12/10/21

	Chloroform (ug/L)	Chloromethane (ug/L)	cis-1,2-Dichloroethene (ug/L)	cis-1,3-Dichloropropene (ug/L)	Dibromochloromethane (ug/L)	Ethylbenzene (ug/L)	m&p-Xylene (ug/L)	Methyl Iodide (ug/L)	Methyl Tertiary Butyl Ether (ug/L)	Methylene Bromide (ug/L)	Methylene Chloride (ug/L)	o-Xylene (ug/L)	Styrene (ug/L)	Tetrachloroethene (ug/L)	Toluene (ug/L)
MCL/ GWPS	80		70		80	700	10000				5	10000	100	5	1000
9/18/17	5.22	1.00 U	2.63	1.00 U	1.00 U	1.00 U	2.00 U	5.00 U	5.00 U	1.00 U	1.24	1.00 U	1.00 U	1.00 U	1.00 U
4/2/18	1.00 U	1.00 U	5.18	1.00 U	1.00 U	1.00 U	2.00 U	5.00 U	5.00 U	1.00 U	1.00 U	1.00 U	1.00 U	1.00 U	1.00 U
9/6/18	1.00 U	1.00 U	9.66	1.00 U	1.00 U	1.00 U	2.00 U	5.00 U	5.00 U	1.00 U	1.00 U	1.00 U	1.00 U	1.00 U	1.00 U
4/18/19	1.00 U	1.00 U	17.90	1.00 U	1.00 U	1.00 U	1.00 U	1.00 U	1.00 U	1.00 U	1.00 U	1.00 U	1.00 U	1.00 U	1.00 U
7/29/19	1.00 U	1.00 U	10.70	1.00 U	1.00 U	1.00 U	1.00 U	1.00 U	1.00 U	1.00 U	1.00 U	1.00 U	1.00 U	1.90	1.00 U
3/11/20	1.00 U	1.00 U	12.70	1.00 U	1.00 U	1.00 U	1.00 U	1.00 U	1.00 U	1.00 U	1.00 U	1.00 U	1.00 U	2.60	1.00 U
7/30/20	1.00 U	1.00 U	26.30	1.00 U	1.00 U	1.00 U	1.00 U	1.00 U	1.00 U	1.00 U	1.00 U	1.00 U	1.00 U	4.60	1.00 U
3/31/21	1.00 U	1.00 U	25.40	1.00 U	1.00 U	1.00 U	1.00 U	1.00 U	1.00 U	1.00 U	1.00 U	1.00 U	1.00 U	3.60	1.00 U
9/3/21	1.00 U	1.00 U	6.90	1.00 U	1.00 U	1.00 U	1.00 U	1.00 U	1.00 U	1.00 U	1.00 U	1.00 U	1.00 U	1.40	1.00 U

Gude Landfill

Monitoring Location MW-21B - Volatile Organic Compounds

	trans-1,2-Dichloroethene (ug/L)	trans-1,3-Dichloropropene (ug/L)	trans-1,4-Dichloro-2-butene (ug/L)	Trichloroethene (ug/L)	Trichlorofluoromethane (ug/L)	Vinyl Acetate (ug/L)	Vinyl Chloride (ug/L)
MCL/ GWPS	100			5			2
9/18/17	1.00 U	1.00 U	5.00 U	1.15	1.00 U	5.00 U	1.00 U
4/2/18	1.00 U	1.00 U	5.00 U	1.73	1.00 U	5.00 U	1.00 U
9/6/18	1.00 U	1.00 U	5.00 U	2.73	1.00 U	5.00 U	1.20
4/18/19	1.00 U	1.00 U	1.00 U	11.70	1.00 U	1.00 U	2.40
7/29/19	1.00 U	1.00 U	1.00 U	6.40	1.00 U	1.00 U	1.00 U
3/11/20	1.00 U	1.00 U	1.00 U	9.50	1.00 U	1.00 U	1.20
7/30/20	1.00 U	1.00 U	1.00 U	17.20	1.00 U	1.00 U	2.70
3/31/21	1.00 U	1.00 U	1.00 U	16.60	1.00 U	1.00 U	3.50
9/3/21	1.00 U	1.00 U	1.00 U	4.80	1.00 U	1.00 U	1.00 U

Gude Landfill
Monitoring Location MW-22A - General Parameters

Printed 12/10/21

	Alkalinity (mg/L)	Ammonia Nitrogen (mg/L)	Chemical Oxygen Demand (mg/L)	Chloride (mg/L)	Dissolved Oxygen, Field (mg/L)	Hardness (mg/L)	Nitrate (mg/L)	Nitrate+Nitrite (mg/L)	Nitrite (mg/L)	ORP, Field (mV)	pH, Field (SU)	pH, Lab (SU)	Specific Conductivity, Field (uS/cm)
MCL/ GWPS							10		1				
9/14/17	295.0	0.20 U	10.0 U	137.0000	0.00	410.0	0.2000 U	0.20 U	0.05 U	170.0	6.65	--	1047.0
3/29/18	298.0	0.20 U	11.9	145.0000	--	440.0	0.2000 U	0.20 U	0.05 U	8.0	6.87	--	920.8
9/5/18	305.0	0.20 U	12.2	154.0000	--	430.0	0.2000 U	0.20 U	0.05 U	-12.0	6.68	--	1054.0
4/10/19	360.0	0.10 U	14.0	131.0000	0.02	364.0 B	0.2000 U	--	--	-20.9	6.46	6.39	1291.0
7/29/19	373.0	0.10 U	12.3	141.0000	0.21	372.0 B	0.2000 U	--	--	199.9	6.42	6.21	1018.0
3/5/20	406.0	0.12	7.7	130.0000	0.46	369.0	0.2000 U	--	--	23.4	6.43	6.55	1005.0
7/28/20	373.0	0.11	24.8	143.0000	0.49	397.0	0.2000 U	--	--	-23.1	6.50	6.79	1085.0
3/23/21	377.0	0.10 U	9.9	147.0000	0.01	380.0	0.1260	--	--	-33.4	6.51	6.58	1197.0
9/2/21	427.0	0.08	22.4	150.0000	0.54	431.0	0.0110 U	--	--	-10.8	6.78	6.61	1117.0

Gude Landfill

Monitoring Location MW-22A - General Parameters

	Specific Conductivity, Lab (umhos/cm)	Sulfate, total (mg/L)	Temperature, field (°C)	Total Dissolved Solids (mg/L)	Total Suspended Solids (mg/L)	Turbidity (NTU)	Turbidity, Field (NTU)
MCL/ GWPS							
9/14/17	--	35.50	16.8	595.0	--	--	23.50
3/29/18	--	37.50	13.7	573.0	--	--	8.50
9/5/18	--	33.00	27.5	629.0	--	--	5.50
4/10/19	1070.0	39.60	13.5	645.0	6.4	20.700	6.50
7/29/19	1120.0	37.50	16.2	681.0	36.7	24.100	5.40
3/5/20	1110.0	33.20	12.9	667.0	5.0	20.300	3.00
7/28/20	1210.0	35.00	17.2	711.0	19.7	4.110	8.30
3/23/21	1220.0	37.50	13.5	729.0	55.2	52.700	5.12
9/2/21	1200.0	36.50	177.0	714.0	687.0	28.100	40.20

Gude Landfill
Monitoring Location MW-22A - Dissolved Metals

Printed 12/10/21

	Antimony, dissolved (mg/L)	Arsenic, dissolved (mg/L)	Barium, dissolved (mg/L)	Beryllium, dissolved (mg/L)	Cadmium, dissolved (mg/L)	Calcium, dissolved (mg/L)	Chromium, dissolved (mg/L)	Cobalt, dissolved (mg/L)	Copper, dissolved (mg/L)	Iron, dissolved (mg/L)	Lead, dissolved (mg/L)	Magnesium, dissolved (mg/L)	Manganese, dissolved (mg/L)	Mercury, dissolved (mg/L)
MCL/ GWPS	0.006	0.01	2	0.004	0.005		0.1				0.015			0.002
9/14/17	0.002 U	0.002 U	0.018	0.002 U	0.002 U	103.0	0.00	0.00 U	0.002 U	4.0	0.002 U	30.6	1.090	0.0002 U
3/29/18	0.002 U	0.002 U	0.024	0.002 U	0.002 U	107.0	0.01	0.00	0.002 U	3.0	0.002 U	32.8	1.620	0.0002 U
9/5/18	0.002 U	0.002 U	0.019	0.002 U	0.002 U	119.0	0.01	0.00 U	0.002 U	3.8	0.002 U	29.8	1.060	0.0002 U

Gude Landfill

Printed 12/10/21

Monitoring Location MW-22A - Dissolved Metals

	Nickel, dissolved (mg/L)	Potassium, dissolved (mg/L)	Selenium, dissolved (mg/L)	Silver, dissolved (mg/L)	Sodium, dissolved (mg/L)	Thallium, dissolved (mg/L)	Vanadium, dissolved (mg/L)	Zinc, dissolved (mg/L)
MCL/ GWPS			0.05			0.002		
9/14/17	0.00	4.4	0.003	0.00 U	71.9	0.001 U	0.00 U	0.002 U
3/29/18	0.01	4.7	0.005	0.00 U	78.4	0.001 U	0.00 U	0.004
9/5/18	0.00	4.5	0.004	0.00 U	69.2	0.001 U	0.00 U	0.002 U

Gude Landfill
Monitoring Location MW-22A - Total Metals

Printed 12/10/21

	Antimony, total (mg/L)	Arsenic, total (mg/L)	Barium, total (mg/L)	Beryllium, total (mg/L)	Cadmium, total (mg/L)	Calcium, total (mg/L)	Chromium, total (mg/L)	Cobalt, total (mg/L)	Copper, total (mg/L)	Iron, total (mg/L)	Lead, total (mg/L)	Magnesium, total (mg/L)
MCL/ GWPS	0.006	0.01	2	0.004	0.005		0.1				0.015	
9/14/17	0.0050 U	0.0050 U	0.0228	0.0050 U	0.0050 U	110.00	0.0050 U	0.0050 U	0.0050 U	4.6900	0.00500 U	30.000
3/29/18	0.0020 U	0.0020 U	0.0168	0.0020 U	0.0020 U	121.00	0.0029	0.0020 U	0.0020 U	4.0300	0.00200 U	28.900
9/5/18	0.0020 U	0.0020	0.0186	0.0020 U	0.0020 U	124.00	0.0037	0.0020 U	0.0028	4.2600	0.00200 U	29.300
4/10/19	0.0010 U	0.0010 U	0.0219	0.0010 U	0.0010 U	85.40 B	0.0010 U	0.0011	0.0010 U	4.2500	0.00100 U	36.600
7/29/19	0.0010 U	0.0016	0.0238	0.0010 U	0.0010 U	91.00 B	0.0020	0.0014	0.0021	8.6800	0.00100 U	35.300
3/5/20	0.0010 U	0.0010 U	0.0278	0.0010 U	0.0013	86.70	0.0010 U	0.0031	0.0023	3.3900	0.00100 U	38.500
7/28/20	0.0010 U	0.0010 U	0.0216	0.0010 U	0.0010 U	98.30	0.0011	0.0010 J	0.0010 U	4.9900	0.00100 U	36.900
3/23/21	0.0010 U	0.0016	0.0257	0.0010 U	0.0010 U	96.20	0.0062	0.0016	0.0039	9.3300	0.00292	33.800
9/2/21	0.0010 U	0.0018	0.0324	0.0010 U	0.0010 U	111.00	0.0091	0.0024	0.0065	11.4000	0.00379	37.600

Gude Landfill
Monitoring Location MW-22A - Total Metals

Printed 12/10/21

	Manganese, total (mg/L)	Mercury, total (mg/L)	Nickel, total (mg/L)	Potassium, total (mg/L)	Selenium, total (mg/L)	Silver, total (mg/L)	Sodium, total (mg/L)	Thallium, total (mg/L)	Vanadium, total (mg/L)	Zinc, total (mg/L)
MCL/ GWPS		0.002			0.05			0.002		
9/14/17	0.73700	0.000200 U	0.0050 U	4.450	0.00500 U	0.0050 U	57.90	0.0050 U	0.00500 U	0.02030
3/29/18	0.62000	0.000200 U	0.0033	4.310	0.00534	0.0020 U	58.50	0.0010 U	0.00200 U	0.00235
9/5/18	0.72100	0.000200 U	0.0037	4.350	0.00440	0.0020 U	59.40	0.0010 U	0.00200 U	0.01120
4/10/19	1.73000	0.000100 U	0.0049	4.930	0.00100 U	0.0010 U	83.20	0.0010 U	0.00100 U	0.00479
7/29/19	1.93000	0.000100 U	0.0058	5.100	0.00100 U	0.0010 U	85.20 B	0.0010 U	0.00100 U	0.00400 U
3/5/20	2.52000	0.000100 U	0.0085	5.130	0.00100 U	0.0010 U	107.00	0.0010 U	0.00100 U	0.00429
7/28/20	1.36000	0.000100 U	0.0063	5.220	0.00100 U	0.0010 U	86.30	0.0010 U	0.00100 U	0.00400 U
3/23/21	1.24000	0.000100 U	0.0056	4.900	0.00100 U	0.0010 U	75.90	0.0010 U	0.00177	0.00583
9/2/21	1.29000	0.000100 U	0.0083	5.810	0.00102	0.0010 U	86.20	0.0010 U	0.00377	0.01010

Gude Landfill
Monitoring Location MW-22A - Volatile Organic Compounds

Printed 12/10/21

	1,1,1,2-Tetrachloroethane (ug/L)	1,1,1-Trichloroethane (ug/L)	1,1,1,2,2-Tetrachloroethane (ug/L)	1,1,2-Trichloroethane (ug/L)	1,1-Dichloroethane (ug/L)	1,1-Dichloroethene (ug/L)	1,1-Dichloropropene (ug/L)	1,2,3-Trichloropropane (ug/L)	1,2-Dibromo-3-chloropropane (ug/L)	1,2-Dibromoethane (ug/L)	1,2-Dichlorobenzene (ug/L)	1,2-Dichloroethane (ug/L)	1,2-Dichloropropane (ug/L)	1,3-Dichloropropane (ug/L)	1,4-Dichlorobenzene (ug/L)
MCL/ GWPS	200			5		7			0.2	0.05	600	5	5		75
9/14/17	1.00 U	1.00 U	1.00 U	1.00 U	1.00 U	1.00 U	1.00 U	1.00 U	1.00 U	1.00 U	1.00 U	1.00 U	1.00 U	1.00 U	1.00 U
3/29/18	1.00 U	1.00 U	1.00 U	1.00 U	1.00 U	1.00 U	1.00 U	1.00 U	1.00 U	1.00 U	1.00 U	1.00 U	1.00 U	1.00 U	1.00 U
9/5/18	1.00 U	1.00 U	1.00 U	1.00 U	1.00 U	1.00 U	1.00 U	1.00 U	1.00 U	1.00 U	1.00 U	1.00 U	1.00 U	1.00 U	1.00 U
4/10/19	1.00 U	1.00 U	1.00 U	1.00 U	1.00 U	1.00 U	1.00 U	1.00 U	1.00 U	1.00 U	1.00 U	1.00 U	1.00 U	1.00 U	1.00 U
7/29/19	1.00 U	1.00 U	1.00 U	1.00 U	1.00 U	1.00 U	1.00 U	1.00 U	1.00 U	1.00 U	1.00 U	1.00 U	1.00 U	1.00 U	1.00 U
3/5/20	1.00 U	1.00 U	1.00 U	1.00 U	1.00 U	1.00 U	1.00 U	1.00 U	1.00 U	1.00 U	1.00 U	1.00 U	1.00 U	1.00 U	1.30
7/28/20	1.00 U	1.00 U	1.00 U	1.00 U	1.00 U	1.00 U	1.00 U	1.00 U	0.05 U	0.02 U	1.00 U	1.00 U	1.00 U	1.00 U	1.00 U
3/23/21	1.00 U	1.00 U	1.00 U	1.00 U	1.00 U	1.00 U	1.00 U	1.00 U	0.05 U	0.02 U	1.00 U	1.00 U	1.00 U	1.00 U	1.00 U
9/2/21	1.00 U	1.00 U	1.00 U	1.00 U	1.00 U	1.00 U	1.00 U	1.00 U	0.05 U	0.02 U	1.00 U	1.00 U	1.00 U	1.00 U	1.00 U

Gude Landfill
Monitoring Location MW-22A - Volatile Organic Compounds

Printed 12/10/21

	2,2-Dichloropropane (ug/L)	2-Butanone (ug/L)	2-Hexanone (ug/L)	4-Methyl-2-Pentanone (ug/L)	Acetone (ug/L)	Acrylonitrile (ug/L)	Benzene (ug/L)	Bromochloromethane (ug/L)	Bromodichloromethane (ug/L)	Bromoform (ug/L)	Bromomethane (ug/L)	Carbon Disulfide (ug/L)	Carbon Tetrachloride (ug/L)	Chlorobenzene (ug/L)	Chloroethane (ug/L)
MCL/ GWPS							5		80	80			5	100	
9/14/17	1.00 U	5.00 U	5.00 U	5.00 U	5.00 U	5.00 U	1.00 U	1.00 U	1.00 U	1.00 U	1.00 U	5.00 U	1.00 U	1.00 U	1.00 U
3/29/18	1.00 U	5.00 U	5.00 U	5.00 U	5.00 U	5.00 U	1.00 U	1.00 U	1.00 U	1.00 U	1.00 U	5.00 U	1.00 U	1.00 U	1.00 U
9/5/18	1.00 U	5.00 U	5.00 U	5.00 U	5.00 U	5.00 U	1.00 U	1.00 U	1.00 U	1.00 U	1.00 U	5.00 U	1.00 U	1.00 U	1.00 U
4/10/19	1.00 U	5.00 U	5.00 U	5.00 U	5.50	5.00 U	1.00 U	1.00 U	1.00 U	1.00 U	1.00 U	1.00 U	1.00 U	1.00 U	1.00 U
7/29/19	1.00 U	5.00 U	5.00 U	5.00 U	5.00 U	5.00 U	1.00 U	1.00 U	1.00 U	1.00 U	1.00 U	1.00 U	1.00 U	1.00 U	1.00 U
3/5/20	1.00 U	5.00 U	5.00 U	5.00 U	5.00 U	5.00 U	1.00 U	1.00 U	1.00 U	1.00 U	1.00 U	1.00 U	1.00 U	1.00 U	1.00 U
7/28/20	1.00 U	5.00 U	5.00 U	5.00 U	5.00 U	5.00 U	1.00 U	1.00 U	1.00 U	1.00 U	1.00 U	1.00 U	1.00 U	1.00 U	1.00 U
3/23/21	1.00 U	5.00 U	5.00 U	5.00 U	5.00 U	5.00 U	1.00 U	1.00 U	1.00 U	1.00 U	1.00 U	1.00 U	1.00 U	1.00 U	1.00 U
9/2/21	1.00 U	5.00 U	5.00 U	5.00 U	5.00 U	5.00 U	1.00 U	1.00 U	1.00 U	1.00 U	1.00 U	1.00 U	1.00 U	1.00 U	1.00 U

Gude Landfill
Monitoring Location MW-22A - Volatile Organic Compounds

Printed 12/10/21

	Chloroform (ug/L)	Chloromethane (ug/L)	cis-1,2-Dichloroethene (ug/L)	cis-1,3-Dichloropropene (ug/L)	Dibromochloromethane (ug/L)	Ethylbenzene (ug/L)	m&p-Xylene (ug/L)	Methyl Iodide (ug/L)	Methyl Tertiary Butyl Ether (ug/L)	Methylene Bromide (ug/L)	Methylene Chloride (ug/L)	o-Xylene (ug/L)	Styrene (ug/L)	Tetrachloroethene (ug/L)	Toluene (ug/L)
MCL/ GWPS	80		70		80	700	10000				5	10000	100	5	1000
9/14/17	1.00 U	1.00 U	5.65	1.00 U	1.00 U	1.00 U	2.00 U	5.00 U	5.00 U	1.00 U	1.00 U	1.00 U	1.00 U	1.00 U	1.00 U
3/29/18	1.00 U	1.00 U	6.51	1.00 U	1.00 U	1.00 U	2.00 U	5.00 U	5.00 U	1.00 U	1.00 U	1.00 U	1.00 U	1.00 U	1.00 U
9/5/18	1.00 U	1.00 U	4.87	1.00 U	1.00 U	1.00 U	2.00 U	5.00 U	5.00 U	1.00 U	1.00 U	1.00 U	1.00 U	1.00 U	1.00 U
4/10/19	1.00 U	1.00 U	4.70	1.00 U	1.00 U	1.00 U	1.00 U	1.00 U	1.00 U	1.00 U	1.00 U	1.00 U	1.00 U	1.00 U	1.00 U
7/29/19	1.00 U	1.00 U	7.30	1.00 U	1.00 U	1.00 U	1.00 U	1.00 U	1.00 U	1.00 U	1.00 U	1.00 U	1.00 U	1.40	1.00 U
3/5/20	1.00 U	1.00 U	4.20	1.00 U	1.00 U	1.00 U	1.00 U	1.00 U	1.00 U	1.00 U	1.00 U	1.00 U	1.00 U	1.00 U	1.00 U
7/28/20	1.00 U	1.00 U	5.50	1.00 U	1.00 U	1.00 U	1.00 U	1.00 U	1.00 U	1.00 U	1.00 U	1.00 U	1.00 U	1.00 U	1.00 U
3/23/21	1.00 U	1.00 U	4.80	1.00 U	1.00 U	1.00 U	1.00 U	1.00 U	1.00 U	1.00 U	1.00 U	1.00 U	1.00 U	1.00 U	1.00 U
9/2/21	1.00 U	1.00 U	4.80	1.00 U	1.00 U	1.00 U	1.00 U	1.00 U	1.00 U	1.00 U	1.00 U	1.00 U	1.00 U	1.00 U	1.00 U

Gude Landfill

Monitoring Location MW-22A - Volatile Organic Compounds

	trans-1,2-Dichloroethene (ug/L)	trans-1,3-Dichloropropene (ug/L)	trans-1,4-Dichloro-2-butene (ug/L)	Trichloroethene (ug/L)	Trichlorofluoromethane (ug/L)	Vinyl Acetate (ug/L)	Vinyl Chloride (ug/L)
MCL/ GWPS	100			5			2
9/14/17	1.00 U	1.00 U	5.00 U	5.21	1.00 U	5.00 U	1.00 U
3/29/18	1.00 U	1.00 U	5.00 U	4.82	1.00 U	5.00 U	1.00 U
9/5/18	1.00 U	1.00 U	5.00 U	3.08	1.00 U	5.00 U	1.00 U
4/10/19	1.00 U	1.00 U	1.00 U	3.40	1.00 U	1.00 U	1.00 U
7/29/19	1.00 U	1.00 U	1.00 U	3.80	1.00 U	1.00 U	1.00 U
3/5/20	1.00 U	1.00 U	1.00 U	2.90	1.00 U	1.00 U	1.00 U
7/28/20	1.00 U	1.00 U	1.00 U	3.60	1.00 U	1.00 U	1.00 U
3/23/21	1.00 U	1.00 U	1.00 U	3.70	1.00 U	1.00 U	1.00 U
9/2/21	1.00 U	1.00 U	1.00 U	3.30	1.00 U	1.00 U	1.00 U

Gude Landfill
Monitoring Location MW-22B - General Parameters

Printed 12/10/21

	Alkalinity (mg/L)	Ammonia Nitrogen (mg/L)	Chemical Oxygen Demand (mg/L)	Chloride (mg/L)	Dissolved Oxygen, Field (mg/L)	Hardness (mg/L)	Nitrate (mg/L)	Nitrate+Nitrite (mg/L)	Nitrite (mg/L)	ORP, Field (mV)	pH, Field (SU)	pH, Lab (SU)	Specific Conductivity, Field (uS/cm)	Specific Conductivity, Lab (umhos/cm)
MCL/ GWPS							10		1					
9/14/17	328.0	0.20 U	10.0 U	125.0000	0.00	400.0	0.2000 U	0.20 U	0.05 U	150.0	6.91	--	959.6	--
3/29/18	323.0	0.20 U	10.1	129.0000	--	412.0	0.2000 U	0.20 U	0.05 U	-32.0	6.84	--	940.2	--
9/5/18	298.0	0.20 U	10.2	133.0000	--	392.0	0.2000 U	0.20 U	0.05 U	-34.0	6.80	--	967.1	--
4/10/19	283.0	0.10 U	8.0	120.0000	0.37	343.0 B	0.2000 U	--	--	-57.1	6.90	6.75	1162.0	953.0
7/29/19	289.0	0.10 U	18.6	127.0000	0.43	320.0 B	0.4000	--	--	200.0	6.87	6.11	918.0	954.0
3/5/20	285.0	0.10 U	3.0 U	123.0000	0.58	340.0	0.2000 U	--	--	-46.3	6.88	6.94	830.0	932.0
7/28/20	262.0	0.10 U	19.8	117.0000	0.66	320.0	0.2000 U	--	--	61.5	6.91	7.10	970.0	943.0
3/23/21	254.0	0.10 U	3.3	123.0000	6.00	304.0	0.0760	--	--	173.8	7.28	7.34	897.0	935.0
9/2/21	279.0	0.05 U	14.3	121.0000	2.31	343.0	0.0110 U	--	--	258.1	7.18	7.07	916.0	917.0

Gude Landfill
Monitoring Location MW-22B - General Parameters

Printed 12/10/21

	Sulfate, total (mg/L)	Temperature, field (°C)	Total Dissolved Solids (mg/L)	Total Suspended Solids (mg/L)	Turbidity (NTU)	Turbidity, Field (NTU)
MCL/ GWPS						
9/14/17	43.50	18.1	615.0	--	--	344.10
3/29/18	36.80	15.2	557.0	--	--	0.00
9/5/18	29.80	20.4	574.0	--	--	1.90
4/10/19	75.10	15.4	599.0	10.2	33.100	6.00
7/29/19	37.20	19.0	585.0	8.6	15.300	9.40
3/5/20	34.10	13.0	540.0	6.8	31.200	8.90
7/28/20	31.30	23.2	572.0	8.9	15.800	16.00
3/23/21	33.70	12.3	556.0	10.4	10.500	16.11
9/2/21	31.80	20.9	558.0	8.6	15.100	6.30

Gude Landfill
Monitoring Location MW-22B - Dissolved Metals

Printed 12/10/21

	Antimony, dissolved (mg/L)	Arsenic, dissolved (mg/L)	Barium, dissolved (mg/L)	Beryllium, dissolved (mg/L)	Cadmium, dissolved (mg/L)	Calcium, dissolved (mg/L)	Chromium, dissolved (mg/L)	Cobalt, dissolved (mg/L)	Copper, dissolved (mg/L)	Iron, dissolved (mg/L)	Lead, dissolved (mg/L)	Magnesium, dissolved (mg/L)	Manganese, dissolved (mg/L)	Mercury, dissolved (mg/L)
MCL/ GWPS	0.006	0.01	2	0.004	0.005		0.1				0.015			0.002
9/14/17	0.002 U	0.005	0.056	0.002 U	0.002 U	103.0	0.00	0.00 U	0.002 U	1.9	0.002 U	25.2	0.823	0.0002 U
3/29/18	0.002 U	0.011	0.043	0.002 U	0.002 U	114.0	0.00	0.00 U	0.002 U	2.6	0.002 U	25.7	0.767	0.0002 U
9/5/18	0.002 U	0.005	0.040	0.002 U	0.002 U	114.0	0.01	0.00 U	0.002 U	1.1	0.002 U	25.6	0.641	0.0002 U

Gude Landfill

Monitoring Location MW-22B - Dissolved Metals

	Nickel, dissolved (mg/L)	Potassium, dissolved (mg/L)	Selenium, dissolved (mg/L)	Silver, dissolved (mg/L)	Sodium, dissolved (mg/L)	Thallium, dissolved (mg/L)	Vanadium, dissolved (mg/L)	Zinc, dissolved (mg/L)
MCL/ GWPS			0.05			0.002		
9/14/17	0.01	9.3	0.003	0.00 U	84.5	0.001 U	0.00 U	0.002 U
3/29/18	0.01	8.6	0.005	0.00 U	67.4	0.001 U	0.00 U	0.003
9/5/18	0.01	7.6	0.003	0.00 U	55.1	0.001 U	0.00 U	0.004

Gude Landfill
Monitoring Location MW-22B - Total Metals

Printed 12/10/21

	Antimony, total (mg/L)	Arsenic, total (mg/L)	Barium, total (mg/L)	Beryllium, total (mg/L)	Cadmium, total (mg/L)	Calcium, total (mg/L)	Chromium, total (mg/L)	Cobalt, total (mg/L)	Copper, total (mg/L)	Iron, total (mg/L)	Lead, total (mg/L)	Magnesium, total (mg/L)
MCL/ GWPS	0.006	0.01	2	0.004	0.005		0.1				0.015	
9/14/17	0.0020 U	0.0052	0.0561	0.0020 U	0.0020 U	109.00	0.0025	0.0020 U	0.0020 U	2.1300	0.00200 U	26.500
3/29/18	0.0020 U	0.0122	0.0436	0.0020 U	0.0020 U	118.00	0.0032	0.0020 U	0.0020 U	2.5500	0.00200 U	24.100
9/5/18	0.0020 U	0.0067	0.0409	0.0020 U	0.0020 U	114.00	0.0024	0.0020 U	0.0020 U	1.8700	0.00200 U	26.000
4/10/19	0.0010 U	0.0085	0.0355	0.0010 U	0.0010 U	89.80 B	0.0026	0.0011	0.0010 U	3.5500	0.00100 U	28.900
7/29/19	0.0010 U	0.0046	0.0335	0.0010 U	0.0010 U	85.00 B	0.0038	0.0010 U	0.0015	1.5000	0.00100 U	26.100
3/5/20	0.0010 U	0.0098	0.0357	0.0010 U	0.0010 U	89.70	0.0013	0.0010 U	0.0010 U	3.5500	0.00100 U	27.800
7/28/20	0.0011	0.0054	0.0330	0.0010 U	0.0010 U	83.90	0.0045	0.0010 U	0.0025	2.1300	0.00100 U	26.900
3/23/21	0.0010 U	0.0043	0.0295	0.0010 U	0.0010 U	81.10	0.0018	0.0010 U	0.0034	1.4600	0.00100 U	24.700
9/2/21	0.0010 U	0.0074	0.0334	0.0010 U	0.0010 U	91.20	0.0016	0.0010 U	0.0017	2.4700	0.00100 U	28.000

Gude Landfill
Monitoring Location MW-22B - Total Metals

Printed 12/10/21

	Manganese, total (mg/L)	Mercury, total (mg/L)	Nickel, total (mg/L)	Potassium, total (mg/L)	Selenium, total (mg/L)	Silver, total (mg/L)	Sodium, total (mg/L)	Thallium, total (mg/L)	Vanadium, total (mg/L)	Zinc, total (mg/L)
MCL/ GWPS		0.002			0.05			0.002		
9/14/17	0.84300	0.000200 U	0.0068	9.510	0.00262	0.0020 U	73.20	0.0010 U	0.00200 U	0.00250
3/29/18	0.78900	0.000200 U	0.0064	8.290	0.00483	0.0020 U	66.90	0.0010 U	0.00200 U	0.00284
9/5/18	0.65800	0.000200 U	0.0061	7.660	0.00351	0.0020 U	55.50	0.0010 U	0.00200 U	0.00511
4/10/19	0.60800	0.000100 U	0.0047	7.340	0.00100 U	0.0010 U	57.10	0.0010 U	0.00100 U	0.01110
7/29/19	0.52200	0.000100 U	0.0049	6.930	0.00100 U	0.0010 U	51.40 B	0.0010 U	0.00100 U	0.00552
3/5/20	0.56600	0.000100 U	0.0035	7.270	0.00100 U	0.0010 U	52.60	0.0010 U	0.00100 U	0.00446
7/28/20	0.48600	0.000100 U	0.0070	6.820	0.00100 U	0.0010 U	51.00	0.0010 U	0.00100 U	0.00445
3/23/21	0.23400	0.000100 U	0.0038	6.420	0.00100 U	0.0010 U	45.00	0.0010 U	0.00100 U	0.00635
9/2/21	0.31500	0.000100 U	0.0031	7.080	0.00100 U	0.0010 U	49.90	0.0010 U	0.00100 U	0.00424

Gude Landfill
Monitoring Location MW-22B - Volatile Organic Compounds

Printed 12/10/21

	1,1,1,2-Tetrachloroethane (ug/L)	1,1,1-Trichloroethane (ug/L)	1,1,1,2,2-Tetrachloroethane (ug/L)	1,1,2-Trichloroethane (ug/L)	1,1-Dichloroethane (ug/L)	1,1-Dichloroethene (ug/L)	1,1-Dichloropropene (ug/L)	1,2,3-Trichloropropane (ug/L)	1,2-Dibromo-3-chloropropane (ug/L)	1,2-Dibromoethane (ug/L)	1,2-Dichlorobenzene (ug/L)	1,2-Dichloroethane (ug/L)	1,2-Dichloropropane (ug/L)	1,3-Dichloropropane (ug/L)	1,4-Dichlorobenzene (ug/L)	
MCL/ GWPS	200			5		7		5	0.2	0.05	600	5	5		75	
9/14/17	1.00 U	1.00 U	1.00 U	1.00 U	1.00 U	1.00 U	1.00 U	1.00 U	1.00 U	1.00 U	1.00 U	1.00 U	1.00 U	1.00 U	1.00 U	1.00 U
3/29/18	1.00 U	1.00 U	1.00 U	1.00 U	1.00 U	1.00 U	1.00 U	1.00 U	1.00 U	1.00 U	1.00 U	1.00 U	1.00 U	1.00 U	1.00 U	1.00 U
9/5/18	1.00 U	1.00 U	1.00 U	1.00 U	1.00 U	1.00 U	1.00 U	1.00 U	1.00 U	1.00 U	1.00 U	1.00 U	1.00 U	1.00 U	1.00 U	1.00 U
4/10/19	1.00 U	1.00 U	1.00 U	1.00 U	1.00 U	1.00 U	1.00 U	1.00 U	1.00 U	1.00 U	1.00 U	1.00 U	1.00 U	1.00 U	1.00 U	1.00 U
7/29/19	1.00 U	1.00 U	1.00 U	1.00 U	1.00 U	1.00 U	1.00 U	1.00 U	1.00 U	1.00 U	1.00 U	1.00 U	1.00 U	1.00 U	1.00 U	1.00 U
3/5/20	1.00 U	1.00 U	1.00 U	1.00 U	1.00 U	1.00 U	1.00 U	1.00 U	1.00 U	1.00 U	1.00 U	1.00 U	1.00 U	1.00 U	1.00 U	1.00 U
7/28/20	1.00 U	1.00 U	1.00 U	1.00 U	1.00 U	1.00 U	1.00 U	1.00 U	0.05 U	0.02 U	1.00 U	1.00 U	1.00 U	1.00 U	1.00 U	1.00 U
3/23/21	1.00 U	1.00 U	1.00 U	1.00 U	1.00 U	1.00 U	1.00 U	1.00 U	0.05 U	0.02 U	1.00 U	1.00 U	1.00 U	1.00 U	1.00 U	1.00 U
9/2/21	1.00 U	1.00 U	1.00 U	1.00 U	1.00 U	1.00 U	1.00 U	1.00 U	0.05 U	0.02 U	1.00 U	1.00 U	1.00 U	1.00 U	1.00 U	1.00 U

Gude Landfill
Monitoring Location MW-22B - Volatile Organic Compounds

Printed 12/10/21

	2,2-Dichloropropane (ug/L)	2-Butanone (ug/L)	2-Hexanone (ug/L)	4-Methyl-2-Pentanone (ug/L)	Acetone (ug/L)	Acrylonitrile (ug/L)	Benzene (ug/L)	Bromochloromethane (ug/L)	Bromodichloromethane (ug/L)	Bromoform (ug/L)	Bromomethane (ug/L)	Carbon Disulfide (ug/L)	Carbon Tetrachloride (ug/L)	Chlorobenzene (ug/L)	Chloroethane (ug/L)
MCL/ GWPS							5	80	80				5	100	
9/14/17	1.00 U	5.00 U	5.00 U	5.00 U	5.00 U	5.00 U	1.00 U	1.00 U	1.00 U	1.00 U	1.00 U	5.00 U	1.00 U	1.00 U	1.00 U
3/29/18	1.00 U	5.00 U	5.00 U	5.00 U	5.00 U	5.00 U	1.00 U	1.00 U	1.00 U	1.00 U	1.00 U	5.00 U	1.00 U	1.00 U	1.00 U
9/5/18	1.00 U	5.00 U	5.00 U	5.00 U	5.00 U	5.00 U	1.00 U	1.00 U	1.00 U	1.00 U	1.00 U	5.00 U	1.00 U	1.00 U	1.00 U
4/10/19	1.00 U	5.00 U	5.00 U	5.00 U	6.50 B	5.00 U	1.00 U	1.00 U	1.00 U	1.00 U	1.00 U	1.00 U	1.00 U	1.00 U	1.00 U
7/29/19	1.00 U	5.00 U	5.00 U	5.00 U	5.00 U	5.00 U	1.00 U	1.00 U	1.00 U	1.00 U	1.00 U	1.00 U	1.00 U	1.00 U	1.00 U
3/5/20	1.00 U	5.00 U	5.00 U	5.00 U	5.00 U	5.00 U	1.00 U	1.00 U	1.00 U	1.00 U	1.00 U	1.00 U	1.00 U	1.00 U	1.00 U
7/28/20	1.00 U	5.00 U	5.00 U	5.00 U	5.00 U	5.00 U	1.00 U	1.00 U	1.00 U	1.00 U	1.00 U	1.00 U	1.00 U	1.00 U	1.00 U
3/23/21	1.00 U	5.00 U	5.00 U	5.00 U	5.00 U	5.00 U	1.00 U	1.00 U	1.00 U	1.00 U	1.00 U	1.00 U	1.00 U	1.00 U	1.00 U
9/2/21	1.00 U	5.00 U	5.00 U	5.00 U	5.00 U	5.00 U	1.00 U	1.00 U	1.00 U	1.00 U	1.00 U	1.00 U	1.00 U	1.00 U	1.00 U

Gude Landfill
Monitoring Location MW-22B - Volatile Organic Compounds

Printed 12/10/21

	Chloroform (ug/L)	Chloromethane (ug/L)	cis-1,2-Dichloroethene (ug/L)	cis-1,3-Dichloropropene (ug/L)	Dibromochloromethane (ug/L)	Ethylbenzene (ug/L)	m&p-Xylene (ug/L)	Methyl Iodide (ug/L)	Methyl Tertiary Butyl Ether (ug/L)	Methylene Bromide (ug/L)	Methylene Chloride (ug/L)	o-Xylene (ug/L)	Styrene (ug/L)	Tetrachloroethene (ug/L)	Toluene (ug/L)
MCL/ GWPS	80		70		80	700	10000				5	10000	100	5	1000
9/14/17	1.00 U	1.00 U	4.84	1.00 U	1.00 U	1.00 U	2.00 U	5.00 U	5.00 U	1.00 U	1.00 U	1.00 U	1.00 U	1.00 U	1.00 U
3/29/18	1.00 U	1.00 U	4.22	1.00 U	1.00 U	1.00 U	2.00 U	5.00 U	5.00 U	1.00 U	1.00 U	1.00 U	1.00 U	1.00 U	1.00 U
9/5/18	1.00 U	1.00 U	2.81	1.00 U	1.00 U	1.00 U	2.00 U	5.00 U	5.00 U	1.00 U	1.00 U	1.00 U	1.00 U	1.00 U	1.00 U
4/10/19	1.00 U	1.00 U	4.10	1.00 U	1.00 U	1.00 U	1.00 U	1.00 U	1.00 U	1.00 U	1.00 U	1.00 U	1.00 U	1.00 U	1.00 U
7/29/19	1.00 U	1.00 U	3.80	1.00 U	1.00 U	1.00 U	1.00 U	1.00 U	1.00 U	1.00 U	1.00 U	1.00 U	1.00 U	1.00 U	1.00 U
3/5/20	1.00 U	1.00 U	3.30	1.00 U	1.00 U	1.00 U	1.00 U	1.00 U	1.00 U	1.00 U	1.00 U	1.00 U	1.00 U	1.00 U	1.00 U
7/28/20	1.00 U	1.00 U	1.80	1.00 U	1.00 U	1.00 U	1.00 U	1.00 U	1.00 U	1.00 U	1.00 U	1.00 U	1.00 U	1.00 U	1.00 U
3/23/21	1.00 U	1.00 U	1.00 U	1.00 U	1.00 U	1.00 U	1.00 U	1.00 U	1.00 U	1.00 U	1.00 U	1.00 U	1.00 U	1.00 U	1.00 U
9/2/21	1.00 U	1.00 U	1.00 U	1.00 U	1.00 U	1.00 U	1.00 U	1.00 U	1.00 U	1.00 U	1.00 U	1.00 U	1.00 U	1.00 U	1.00 U

Gude Landfill

Printed 12/10/21

Monitoring Location MW-22B - Volatile Organic Compounds

	trans-1,2-Dichloroethene (ug/L)	trans-1,3-Dichloropropene (ug/L)	trans-1,4-Dichloro-2-butene (ug/L)	Trichloroethene (ug/L)	Trichlorofluoromethane (ug/L)	Vinyl Acetate (ug/L)	Vinyl Chloride (ug/L)
MCL/ GWPS	100			5			2
9/14/17	1.00 U	1.00 U	5.00 U	2.50	1.00 U	5.00 U	1.00 U
3/29/18	1.00 U	1.00 U	5.00 U	1.91	1.00 U	5.00 U	1.00 U
9/5/18	1.00 U	1.00 U	5.00 U	1.98	1.00 U	5.00 U	1.00 U
4/10/19	1.00 U	1.00 U	1.00 U	1.80	1.00 U	1.00 U	1.00 U
7/29/19	1.00 U	1.00 U	1.00 U	1.80	1.00 U	1.00 U	1.00 U
3/5/20	1.00 U	1.00 U	1.00 U	1.20	1.00 U	1.00 U	1.00 U
7/28/20	1.00 U	1.00 U	1.00 U	1.30	1.00 U	1.00 U	1.00 U
3/23/21	1.00 U	1.00 U	1.00 U	1.00 U	1.00 U	1.00 U	1.00 U
9/2/21	1.00 U	1.00 U	1.00 U	1.00 U	1.00 U	1.00 U	1.00 U

Gude Landfill
Monitoring Location MW-23A - General Parameters

Printed 12/10/21

	Alkalinity (mg/L)	Ammonia Nitrogen (mg/L)	Chemical Oxygen Demand (mg/L)	Chloride (mg/L)	Dissolved Oxygen, Field (mg/L)	Hardness (mg/L)	Nitrate (mg/L)	Nitrate+Nitrite (mg/L)	Nitrite (mg/L)	ORP, Field (mV)	pH, Field (SU)	pH, Lab (SU)	Specific Conductivity, Field (uS/cm)	Specific Conductivity, Lab (umhos/cm)
MCL/ GWPS							10		1					
9/14/17	27.0	0.20 U	10.0 U	56.8000	--	100.0	3.3000	3.31	0.05 U	485.0	5.21	--	252.5	--
3/28/18	27.5	0.20 U	10.0 U	64.2000	--	144.0	3.0100	3.06	0.05 U	333.0	5.30	--	257.8	--
9/6/18	26.5	0.20 U	10.0 U	69.2000	--	89.4	3.4400	3.45	0.05 U	243.0	5.33	--	291.5	--
4/15/19	27.1	0.10 U	4.0	83.4000	1.79	102.0	4.0000	--	--	280.1	5.27	5.42	434.3	359.0
8/7/19	25.6	0.16	3.0 U	97.6000	1.56	106.0 B	4.0000	--	--	321.6	4.92	5.42	0.4	411.0
3/12/20	61.0	0.10 U	20.8	28.3000	0.66	81.6	0.1300 J	--	--	-153.5	6.78	6.80	216.2	209.0
8/3/20	69.6	0.10 U	16.7	94.1000	0.63	179.0	0.4500	--	--	55.6	6.24	6.37	420.0	486.0
3/24/21	63.5	0.19	38.0	34.2000	1.78	62.1	0.4910	--	--	20.1	6.76	7.29	270.9	222.0
9/7/21	83.8	0.05 U	26.7	92.2000	0.48	174.0	0.6650	--	--	-58.3	6.17	6.41	453.9	469.0

Gude Landfill
Monitoring Location MW-23A - General Parameters

Printed 12/10/21

	Sulfate, total (mg/L)	Temperature, field (°C)	Total Dissolved Solids (mg/L)	Total Suspended Solids (mg/L)	Turbidity (NTU)	Turbidity, Field (NTU)
MCL/ GWPS						
9/14/17	4.00 U	19.2	195.0	--	--	39.20
3/28/18	4.00 U	14.4	226.0	--	--	11.10
9/6/18	4.00 U	27.6	210.0	--	--	42.70
4/15/19	3.20	16.1	260.0	498.0	119.000	140.70
8/7/19	4.20	11.3	304.0	122.0	43.600	31.62
3/12/20	5.48	17.3	121.0	7.1	7.290	3.30
8/3/20	11.90	16.9	277.0	188.0	37.400 O-	70.40
3/24/21	6.00	17.2	159.0	50.4	78.800	0.97
9/7/21	14.40	17.4	266.0	185.0	16.000	22.10

Gude Landfill
Monitoring Location MW-23A - Dissolved Metals

Printed 12/10/21

	Antimony, dissolved (mg/L)	Arsenic, dissolved (mg/L)	Barium, dissolved (mg/L)	Beryllium, dissolved (mg/L)	Cadmium, dissolved (mg/L)	Calcium, dissolved (mg/L)	Chromium, dissolved (mg/L)	Cobalt, dissolved (mg/L)	Copper, dissolved (mg/L)	Iron, dissolved (mg/L)	Lead, dissolved (mg/L)	Magnesium, dissolved (mg/L)	Manganese, dissolved (mg/L)	Mercury, dissolved (mg/L)
MCL/ GWPS	0.006	0.01	2	0.004	0.005		0.1				0.015			0.002
9/14/17	0.002 U	0.002 U	0.083	0.002 U	0.002 U	11.4	0.00	0.00 U	0.002 U	0.2 U	0.002 U	11.0	0.054	0.0002 U
3/28/18	0.002 U	0.002 U	0.075	0.002 U	0.002 U	12.4	0.00	0.00 U	0.002 U	0.2 U	0.002 U	11.4	0.049	0.0002 U
9/6/18	0.002 U	0.002 U	0.090	0.002 U	0.002 U	13.4	0.01	0.00 U	0.002 U	0.1 U	0.002 U	13.0	0.051	0.0002 U

Gude Landfill
Monitoring Location MW-23A - Dissolved Metals

Printed 12/10/21

	Nickel, dissolved (mg/L)	Potassium, dissolved (mg/L)	Selenium, dissolved (mg/L)	Silver, dissolved (mg/L)	Sodium, dissolved (mg/L)	Thallium, dissolved (mg/L)	Vanadium, dissolved (mg/L)	Zinc, dissolved (mg/L)
MCL/ GWPS			0.05			0.002		
9/14/17	0.00 U	2.6	0.002 U	0.00 U	18.9	0.001 U	0.00 U	0.005
3/28/18	0.00	2.5	0.002 U	0.00 U	18.7	0.001 U	0.00 U	0.007
9/6/18	0.00	3.0	0.002 U	0.00 U	22.6	0.001 U	0.00 U	0.007

Gude Landfill
Monitoring Location MW-23A - Total Metals

Printed 12/10/21

	Antimony, total (mg/L)	Arsenic, total (mg/L)	Barium, total (mg/L)	Beryllium, total (mg/L)	Cadmium, total (mg/L)	Calcium, total (mg/L)	Chromium, total (mg/L)	Cobalt, total (mg/L)	Copper, total (mg/L)	Iron, total (mg/L)	Lead, total (mg/L)	Magnesium, total (mg/L)
MCL/ GWPS	0.006	0.01	2	0.004	0.005		0.1				0.015	
9/14/17	0.0050 U	0.0050 U	0.0939	0.0050 U	0.0050 U	14.70	0.0050 U	0.0050 U	0.0050 U	0.9770	0.00500 U	12.600
3/28/18	0.0050 U	0.0050 U	0.0946	0.0050 U	0.0050 U	15.40	0.0083	0.0050 U	0.0050 U	4.3000	0.00500 U	13.100
9/6/18	0.0050 U	0.0050 U	0.1020	0.0050 U	0.0050 U	13.80	0.0059	0.0050 U	0.0050 U	2.3100	0.00500 U	13.400
4/15/19	0.0010 U	0.0010 U	0.1520	0.0010 U	0.0010 U	12.50	0.0154	0.0060	0.0017	5.6000	0.00273	17.300
8/7/19	0.0010 U	0.0010 U	0.1370	0.0010 U	0.0010 U	13.20 B	0.0102	0.0043	0.0012	3.1500	0.00225	17.700
3/12/20	0.0010 U	0.0010 U	0.0143	0.0010 U	0.0010 U	14.00	0.0160	0.0011	0.0011	1.0700	0.00100 U	11.300
8/3/20	0.0010 U	0.0010 U	0.0064	0.0010 U	0.0010 U	21.20	0.0040	0.0035	0.0041	6.1400	0.00100 U	30.600
3/24/21	0.0014	0.0010 U	0.0666	0.0010 U	0.0010 U	13.90	0.0155	0.0027	0.0163	5.0100	0.00483	6.680
9/7/21	0.0010 U	0.0010 U	0.0117	0.0010 U	0.0010 U	22.00	0.0100	0.0043	0.0060	3.7300	0.00100 U	28.800

Gude Landfill
Monitoring Location MW-23A - Total Metals

Printed 12/10/21

	Manganese, total (mg/L)	Mercury, total (mg/L)	Nickel, total (mg/L)	Potassium, total (mg/L)	Selenium, total (mg/L)	Silver, total (mg/L)	Sodium, total (mg/L)	Thallium, total (mg/L)	Vanadium, total (mg/L)	Zinc, total (mg/L)
MCL/ GWPS		0.002			0.05			0.002		
9/14/17	0.07340	0.000698	0.0050 U	2.710	0.00500 U	0.0050 U	18.70	0.0050 U	0.00500 U	0.02620
3/28/18	0.07360	0.000601	0.0084	2.680	0.00500 U	0.0050 U	17.10	0.0050 U	0.00620	0.03620
9/6/18	0.07020	0.000526	0.0050 U	3.050	0.00500 U	0.0050 U	21.50	0.0050 U	0.00500 U	0.00915
4/15/19	0.11300	0.000827	0.0125	3.420	0.00224	0.0010 U	27.20 B	0.0010 U	0.00802	0.02030
8/7/19	0.08910	0.000549	0.0078	3.550	0.00105	0.0010 U	27.80 B	0.0010 U	0.00307	0.02040 B
3/12/20	0.10400	0.000100 U	0.0112	10.800	0.00100 U	0.0010 U	13.70	0.0010 U	0.00100 U	0.03830
8/3/20	0.48400	0.000100 U	0.0055	2.140	0.00100 U	0.0010 U	19.70	0.0010 U	0.00100 U	0.01710
3/24/21	0.12000	0.000100 U	0.0206	8.870	0.00100 U	0.0010 U	13.20	0.0010 U	0.00533	0.14400 QB
9/7/21	0.46300	0.000100 U	0.0146	2.410	0.00100 U	0.0010 U	18.50	0.0010 U	0.00156	0.02050

Gude Landfill
Monitoring Location MW-23A - Volatile Organic Compounds

Printed 12/10/21

	1,1,1,2-Tetrachloroethane (ug/L)	1,1,1-Trichloroethane (ug/L)	1,1,1,2,2-Tetrachloroethane (ug/L)	1,1,2-Trichloroethane (ug/L)	1,1-Dichloroethane (ug/L)	1,1-Dichloroethene (ug/L)	1,1-Dichloropropene (ug/L)	1,2,3-Trichloropropane (ug/L)	1,2-Dibromo-3-chloropropane (ug/L)	1,2-Dibromoethane (ug/L)	1,2-Dichlorobenzene (ug/L)	1,2-Dichloroethane (ug/L)	1,2-Dichloropropane (ug/L)	1,3-Dichloropropane (ug/L)	1,4-Dichlorobenzene (ug/L)
MCL/ GWPS	200			5		7			0.2	0.05	600	5	5		75
9/14/17	1.00 U	1.00 U	1.00 U	1.00 U	1.00 U	1.00 U	1.00 U	1.00 U	1.00 U	1.00 U	1.00 U	1.00 U	1.00 U	1.00 U	1.00 U
3/28/18	1.00 U	1.00 U	1.00 U	1.00 U	1.00 U	1.00 U	1.00 U	1.00 U	1.00 U	1.00 U	1.00 U	1.00 U	1.00 U	1.00 U	1.00 U
9/6/18	1.00 U	1.00 U	1.00 U	1.00 U	1.00 U	1.00 U	1.00 U	1.00 U	1.00 U	1.00 U	1.00 U	1.00 U	1.00 U	1.00 U	1.14
4/15/19	1.00 U	1.00 U	1.00 U	1.00 U	1.00 U	1.00 U	1.00 U	1.00 U	1.00 U	1.00 U	1.00 U	1.00 U	1.00 U	1.00 U	1.00 U
8/7/19	1.00 U	1.00 U	1.00 U	1.00 U	1.00 U	1.00 U	1.00 U	1.00 U	1.00 U	1.00 U	1.00 U	1.00 U	1.00 U	1.00 U	1.00 U
3/12/20	1.00 U	1.00 U	1.00 U	1.00 U	1.00 U	1.00 U	1.00 U	1.00 U	1.00 U	1.00 U	1.00 U	1.00 U	1.00 U	1.00 U	1.00 U
8/3/20	1.00 U	1.00 U	1.00 U	1.00 U	1.00 U	1.00 U	1.00 U	1.00 U	0.05 U	0.02 U	1.00 U	1.00 U	1.00 U	1.00 U	1.00 U
3/24/21	1.00 U	1.00 U	1.00 U	1.00 U	1.00 U	1.00 U	1.00 U	1.00 U	0.05 U	0.02 U	1.00 U	1.00 U	1.00 U	1.00 U	1.00 U
9/7/21	1.00 U	1.00 U	1.00 U	1.00 U	1.00 U	1.00 U	1.00 U	1.00 U	0.05 U	0.02 U	1.00 U	1.00 U	1.00 U	1.00 U	1.00 U

Gude Landfill
Monitoring Location MW-23A - Volatile Organic Compounds

Printed 12/10/21

	2,2-Dichloropropane (ug/L)	2-Butanone (ug/L)	2-Hexanone (ug/L)	4-Methyl-2-Pentanone (ug/L)	Acetone (ug/L)	Acrylonitrile (ug/L)	Benzene (ug/L)	Bromochloromethane (ug/L)	Bromodichloromethane (ug/L)	Bromoform (ug/L)	Bromomethane (ug/L)	Carbon Disulfide (ug/L)	Carbon Tetrachloride (ug/L)	Chlorobenzene (ug/L)	Chloroethane (ug/L)
MCL/ GWPS							5	80	80				5	100	
9/14/17	1.00 U	5.00 U	5.00 U	5.00 U	5.00 U	5.00 U	1.00 U	1.00 U	1.00 U	1.00 U	1.00 U	5.00 U	1.00 U	1.00 U	1.00 U
3/28/18	1.00 U	5.00 U	5.00 U	5.00 U	5.00 U	5.00 U	1.00 U	1.00 U	1.00 U	1.00 U	1.00 U	5.00 U	1.00 U	1.00 U	1.00 U
9/6/18	1.00 U	5.00 U	5.00 U	5.00 U	5.00 U	5.00 U	1.00 U	1.00 U	1.00 U	1.00 U	1.00 U	5.00 U	1.00 U	1.00 U	1.00 U
4/15/19	1.00 U	5.00 U	5.00 U	5.00 U	5.20 B	5.00 U	1.00 U	1.00 U	1.00 U	1.00 U	1.00 U	1.00 U	1.00 U	1.00 U	1.00 U
8/7/19	1.00 U	5.00 U	5.00 U	5.00 U	5.00 U	5.00 U	1.00 U	1.00 U	1.00 U	1.00 U	1.00 U	1.00 U	1.00 U	1.00 U	1.00 U
3/12/20	1.00 U	5.00 U	5.00 U	5.00 U	5.00 U	5.00 U	1.00 U	1.00 U	1.00 U	1.00 U	1.00 U	1.00 U	1.00 U	1.00 U	1.00 U
8/3/20	1.00 U	5.00 U	5.00 U	5.00 U	7.10	5.00 U	1.00 U	1.00 U	1.00 U	1.00 U	1.00 U	1.00 U	1.00 U	1.00 U	1.00 U
3/24/21	1.00 U	5.00 U	5.00 U	5.00 U	5.40	5.00 U	1.00 U	1.00 U	1.00 U	1.00 U	1.00 U	1.00 U	1.00 U	1.00 U	1.00 U
9/7/21	1.00 U	5.00 U	5.00 U	5.00 U	5.00 U	5.00 U	1.00 U	1.00 U	1.00 U	1.00 U	1.00 U	1.00 U	1.00 U	1.00 U	1.00 U

Gude Landfill
Monitoring Location MW-23A - Volatile Organic Compounds

Printed 12/10/21

	Chloroform (ug/L)	Chloromethane (ug/L)	cis-1,2-Dichloroethene (ug/L)	cis-1,3-Dichloropropene (ug/L)	Dibromochloromethane (ug/L)	Ethylbenzene (ug/L)	m&p-Xylene (ug/L)	Methyl Iodide (ug/L)	Methyl Tertiary Butyl Ether (ug/L)	Methylene Bromide (ug/L)	Methylene Chloride (ug/L)	o-Xylene (ug/L)	Styrene (ug/L)	Tetrachloroethene (ug/L)	Toluene (ug/L)
MCL/ GWPS	80		70		80	700	10000				5	10000	100	5	1000
9/14/17	1.15	1.00 U	3.43	1.00 U	1.00 U	1.00 U	2.00 U	5.00 U	5.00 U	1.00 U	1.00 U	1.00 U	1.00 U	2.14	1.00 U
3/28/18	1.00 U	1.00 U	4.53	1.00 U	1.00 U	1.00 U	2.00 U	5.00 U	5.00 U	1.00 U	1.00 U	1.00 U	1.00 U	2.91	1.00 U
9/6/18	1.00 U	1.00 U	4.32	1.00 U	1.00 U	1.00 U	2.00 U	5.00 U	5.00 U	1.00 U	1.00 U	1.00 U	1.00 U	1.86	1.00 U
4/15/19	1.00 U	1.00 U	4.70	1.00 U	1.00 U	1.00 U	1.00 U	1.00 U	1.00 U	1.00 U	1.00 U	1.00 U	1.00 U	2.90	1.00 U
8/7/19	1.00 U	1.00 U	4.80	1.00 U	1.00 U	1.00 U	1.00 U	1.00 U	1.00 U	1.00 U	1.00 U	1.00 U	1.00 U	2.50	1.00 U
3/12/20	1.00 U	1.00 U	1.00 U	1.00 U	1.00 U	1.00 U	1.00 U	1.00 U	1.00 U	1.00 U	1.00 U	1.00 U	1.00 U	1.00 U	1.00 U
8/3/20	1.00 U	1.00 U	2.70	1.00 U	1.00 U	1.00 U	1.00 U	1.00 U	1.00 U	1.00 U	1.00 U	1.00 U	1.00 U	1.90	1.00 U
3/24/21	1.00 U	1.00 U	1.00 U	1.00 U	1.00 U	1.00 U	1.00 U	1.00 U	1.00 U	1.00 U	1.00 U	1.00 U	1.00 U	1.00 U	1.00 U
9/7/21	1.00 U	1.00 U	2.50	1.00 U	1.00 U	1.00 U	1.00 U	1.00 U	1.00 U	1.00 U	1.00 U	1.00 U	1.00 U	2.40	1.00 U

Gude Landfill

Printed 12/10/21

Monitoring Location MW-23A - Volatile Organic Compounds

	trans-1,2-Dichloroethene (ug/L)	trans-1,3-Dichloropropene (ug/L)	trans-1,4-Dichloro-2-butene (ug/L)	Trichloroethene (ug/L)	Trichlorofluoromethane (ug/L)	Vinyl Acetate (ug/L)	Vinyl Chloride (ug/L)
MCL/ GWPS	100			5			2
9/14/17	1.00 U	1.00 U	5.00 U	1.89	1.00 U	5.00 U	1.00 U
3/28/18	1.00 U	1.00 U	5.00 U	1.85	1.00 U	5.00 U	1.00 U
9/6/18	1.00 U	1.00 U	5.00 U	1.52	1.00 U	5.00 U	1.00 U
4/15/19	1.00 U	1.00 U	1.00 U	1.60	1.00 U	1.00 U	1.00 U
8/7/19	1.00 U	1.00 U	1.00 U	1.60	1.00 U	1.00 U	1.00 U
3/12/20	1.00 U	1.00 U	1.00 U	1.00 U	1.00 U	1.00 U	1.00 U
8/3/20	1.00 U	1.00 U	1.00 U	1.00 U	1.00 U	1.00 U	1.00 U
3/24/21	1.00 U	1.00 U	1.00 U	1.00 U	1.00 U	1.00 U	1.00 U
9/7/21	1.00 U	1.00 U	1.00 U	1.00 U	1.00 U	1.00 U	1.00 U

Gude Landfill
Monitoring Location MW-23B - General Parameters

Printed 12/10/21

	Alkalinity (mg/L)	Ammonia Nitrogen (mg/L)	Chemical Oxygen Demand (mg/L)	Chloride (mg/L)	Dissolved Oxygen, Field (mg/L)	Hardness (mg/L)	Nitrate (mg/L)	Nitrate+Nitrite (mg/L)	Nitrite (mg/L)	ORP, Field (mV)	pH, Field (SU)	pH, Lab (SU)	Specific Conductivity, Field (uS/cm)	Specific Conductivity, Lab (umhos/cm)
MCL/ GWPS							10		1					
9/14/17	49.0	0.20 U	10.0 U	71.5000	0.00	144.0	0.2000 U	0.20 U	0.05 U	189.0	6.70	--	334.6	--
3/28/18	56.8	0.20 U	10.0 U	78.6000	--	180.0	0.2400	0.25	0.05 U	18.0	7.00	--	338.7	--
9/6/18	54.1	0.20 U	10.0 U	88.4000	--	150.0	0.2000 U	0.20 U	0.05 U	-13.0	6.61	--	393.1	--
4/15/19	83.9	0.10 U	4.0	89.0000	0.13	160.0	0.3000	--	--	-25.5	6.66	6.78	541.0	446.0
8/7/19	63.0	0.10 U	11.5	65.8000	3.08	117.0 B	0.2000 U	--	--	133.1	6.61	6.89	0.3	347.0
3/12/20	24.1	0.10 U	3.0 U	92.3000	1.93	129.0	3.9100	--	--	261.1	5.02	5.45	524.0	408.0
8/3/20	20.2	0.10 U	19.9	92.8000	1.92	122.0	3.5500	--	--	264.0	5.31	5.30	380.2	412.0
3/25/21	24.4	0.10 U	3.0 U	95.0000	1.92	123.0	3.4600	--	--	254.2	5.22	5.44	386.4	410.0
9/7/21	35.6	0.05 U	18.0	87.5000	2.75	125.0	3.0600	--	--	28.7	5.33	5.49	358.4	395.0

Gude Landfill
Monitoring Location MW-23B - General Parameters

Printed 12/10/21

	Sulfate, total (mg/L)	Temperature, field (°C)	Total Dissolved Solids (mg/L)	Total Suspended Solids (mg/L)	Turbidity (NTU)	Turbidity, Field (NTU)
MCL/ GWPS						
9/14/17	9.73	16.4	222.0	--	--	0.80
3/28/18	12.60	13.2	268.0	--	--	3.90
9/6/18	9.81	24.9	225.0	--	--	0.00
4/15/19	7.60	14.7	285.0	34.3	10.000	9.90
8/7/19	8.60	17.4	205.0	69.8	9.560	0.70
3/12/20	6.00	16.5	267.0	307.0	91.800	9.60
8/3/20	4.05	18.5	256.0	1670.0	82.000	120.10
3/25/21	4.20	17.8	247.0	664.0	34.500	77.50
9/7/21	3.30	18.8	219.0	657.0	107.000	122.00

Gude Landfill
Monitoring Location MW-23B - Dissolved Metals

Printed 12/10/21

	Antimony, dissolved (mg/L)	Arsenic, dissolved (mg/L)	Barium, dissolved (mg/L)	Beryllium, dissolved (mg/L)	Cadmium, dissolved (mg/L)	Calcium, dissolved (mg/L)	Chromium, dissolved (mg/L)	Cobalt, dissolved (mg/L)	Copper, dissolved (mg/L)	Iron, dissolved (mg/L)	Lead, dissolved (mg/L)	Magnesium, dissolved (mg/L)	Manganese, dissolved (mg/L)	Mercury, dissolved (mg/L)
MCL/ GWPS	0.006	0.01	2	0.004	0.005		0.1				0.015			0.002
9/14/17	0.002 U	0.002 U	0.003	0.002 U	0.002 U	16.0	0.00 U	0.00 U	0.002 U	0.6	0.002 U	18.3	0.107	0.0002 U
3/28/18	0.002 U	0.002 U	0.004	0.002 U	0.002 U	20.8	0.00 U	0.00 U	0.002 U	0.5	0.002 U	21.9	0.148	0.0002 U
9/6/18	0.002 U	0.002 U	0.003	0.002 U	0.002 U	23.5	0.00 U	0.00 U	0.002 U	0.5	0.002 U	23.1	0.151	0.0002 U

Gude Landfill
Monitoring Location MW-23B - Dissolved Metals

Printed 12/10/21

	Nickel, dissolved (mg/L)	Potassium, dissolved (mg/L)	Selenium, dissolved (mg/L)	Silver, dissolved (mg/L)	Sodium, dissolved (mg/L)	Thallium, dissolved (mg/L)	Vanadium, dissolved (mg/L)	Zinc, dissolved (mg/L)
MCL/ GWPS			0.05			0.002		
9/14/17	0.00 U	1.5	0.002 U	0.00 U	13.5	0.001 U	0.00 U	0.003
3/28/18	0.00	1.7	0.002	0.00 U	15.8	0.001 U	0.00 U	0.006
9/6/18	0.00	1.8	0.002 U	0.00 U	16.1	0.001 U	0.00 U	0.004

Gude Landfill
Monitoring Location MW-23B - Total Metals

Printed 12/10/21

	Antimony, total (mg/L)	Arsenic, total (mg/L)	Barium, total (mg/L)	Beryllium, total (mg/L)	Cadmium, total (mg/L)	Calcium, total (mg/L)	Chromium, total (mg/L)	Cobalt, total (mg/L)	Copper, total (mg/L)	Iron, total (mg/L)	Lead, total (mg/L)	Magnesium, total (mg/L)
MCL/ GWPS	0.006	0.01	2	0.004	0.005		0.1				0.015	
9/14/17	0.0020 U	0.0020 U	0.0027	0.0020 U	0.0020 U	16.40	0.0020 U	0.0020 U	0.0020 U	0.6100	0.00200 U	18.600
3/28/18	0.0020 U	0.0020 U	0.0044	0.0020 U	0.0020 U	20.00	0.0024	0.0020 U	0.0020 U	0.6850	0.00200 U	21.100
9/6/18	0.0020 U	0.0020 U	0.0038	0.0020 U	0.0020 U	22.80	0.0036	0.0020 U	0.0028	1.4500	0.00200 U	22.600
4/15/19	0.0010 U	0.0010 U	0.0052	0.0010 U	0.0010 U	21.30	0.0056	0.0031	0.0023	2.4500	0.00100 U	26.000
8/7/19	0.0010 U	0.0010 U	0.0109	0.0010 U	0.0010 U	16.10 B	0.0058	0.0012	0.0045	0.4690	0.00107	18.500
3/12/20	0.0010 U	0.0010 U	0.1690	0.0010 U	0.0010 U	16.20	0.0410	0.0082	0.0010 U	8.4000	0.00396	21.400
8/3/20	0.0010 U	0.0010 U	0.1490	0.0010 U	0.0010 U	15.70	0.0157	0.0052	0.0022	5.0400	0.00307	20.200
3/25/21	0.0010 U	0.0011	0.1820	0.0010 U	0.0010 U	15.70	0.0259	0.0082	0.0047	9.9600	0.00512	20.300
9/7/21	0.0010 U	0.0010 U	0.1620	0.0010 U	0.0010 U	17.90	0.0254	0.0071	0.0037	8.9500	0.00399	19.500

Gude Landfill
Monitoring Location MW-23B - Total Metals

Printed 12/10/21

	Manganese, total (mg/L)	Mercury, total (mg/L)	Nickel, total (mg/L)	Potassium, total (mg/L)	Selenium, total (mg/L)	Silver, total (mg/L)	Sodium, total (mg/L)	Thallium, total (mg/L)	Vanadium, total (mg/L)	Zinc, total (mg/L)
MCL/ GWPS		0.002			0.05			0.002		
9/14/17	0.11300	0.000200 U	0.0020 U	1.440	0.00200 U	0.0020 U	13.70	0.0010 U	0.00200 U	0.00358
3/28/18	0.15500	0.000200 U	0.0025	1.660	0.00200 U	0.0020 U	15.40	0.0010 U	0.00200 U	0.00632
9/6/18	0.18000	0.000200 U	0.0033	1.770	0.00200 U	0.0020 U	15.70	0.0010 U	0.00200 U	0.00594
4/15/19	0.58900	0.000100 U	0.0052	1.990	0.00100 U	0.0010 U	21.80 B	0.0010 U	0.00100 U	0.00668
8/7/19	0.05610	0.000100 U	0.0046	4.350	0.00100 U	0.0010 U	16.20 B	0.0010 U	0.00100 U	0.03780 B
3/12/20	0.14100	0.000646	0.0303	3.850	0.00139	0.0010 U	27.70	0.0010 U	0.01050	0.02690
8/3/20	0.10100	0.000628	0.0117	3.630	0.00123	0.0010 U	28.50	0.0010 U	0.00779	0.02330
3/25/21	0.12900	0.000543	0.0245	3.740	0.00100 U	0.0010 U	23.70	0.0010 U	0.01230	0.08060
9/7/21	0.13600	0.000221	0.0272	3.790	0.00157	0.0010 U	23.80	0.0010 U	0.01060	0.67400

Gude Landfill
Monitoring Location MW-23B - Volatile Organic Compounds

Printed 12/10/21

	1,1,1,2-Tetrachloroethane (ug/L)	1,1,1-Trichloroethane (ug/L)	1,1,1,2,2-Tetrachloroethane (ug/L)	1,1,2-Trichloroethane (ug/L)	1,1-Dichloroethane (ug/L)	1,1-Dichloroethene (ug/L)	1,1-Dichloropropene (ug/L)	1,2,3-Trichloropropane (ug/L)	1,2-Dibromo-3-chloropropane (ug/L)	1,2-Dibromoethane (ug/L)	1,2-Dichlorobenzene (ug/L)	1,2-Dichloroethane (ug/L)	1,2-Dichloropropane (ug/L)	1,3-Dichloropropane (ug/L)	1,4-Dichlorobenzene (ug/L)
MCL/ GWPS	200			5		7			0.2	0.05	600	5	5		75
9/14/17	1.00 U	1.00 U	1.00 U	1.00 U	1.00 U	1.00 U	1.00 U	1.00 U	1.00 U	1.00 U	1.00 U	1.00 U	1.00 U	1.00 U	1.00 U
3/28/18	1.00 U	1.00 U	1.00 U	1.00 U	1.00 U	1.00 U	1.00 U	1.00 U	1.00 U	1.00 U	1.00 U	1.00 U	1.00 U	1.00 U	1.00 U
9/6/18	1.00 U	1.00 U	1.00 U	1.00 U	1.00 U	1.00 U	1.00 U	1.00 U	1.00 U	1.00 U	1.00 U	1.00 U	1.00 U	1.00 U	1.01
4/15/19	1.00 U	1.00 U	1.00 U	1.00 U	1.00 U	1.00 U	1.00 U	1.00 U	1.00 U	1.00 U	1.00 U	1.00 U	1.00 U	1.00 U	1.00 U
8/7/19	1.00 U	1.00 U	1.00 U	1.00 U	1.00 U	1.00 U	1.00 U	1.00 U	1.00 U	1.00 U	1.00 U	1.00 U	1.00 U	1.00 U	1.00 U
3/12/20	1.00 U	1.00 U	1.00 U	1.00 U	1.00 U	1.00 U	1.00 U	1.00 U	1.00 U	1.00 U	1.00 U	1.00 U	1.00 U	1.00 U	1.00 U
8/3/20	1.00 U	1.00 U	1.00 U	1.00 U	1.00 U	1.00 U	1.00 U	1.00 U	0.05 U	0.02 U	1.00 U	1.00 U	1.00 U	1.00 U	1.00 U
3/25/21	1.00 U	1.00 U	1.00 U	1.00 U	1.00 U	1.00 U	1.00 U	1.00 U	0.05 U	0.02 U	1.00 U	1.00 U	1.00 U	1.00 U	1.00 U
9/7/21	1.00 U	1.00 U	1.00 U	1.00 U	1.00 U	1.00 U	1.00 U	1.00 U	0.05 U	0.02 U	1.00 U	1.00 U	1.00 U	1.00 U	1.00 U

Gude Landfill
Monitoring Location MW-23B - Volatile Organic Compounds

Printed 12/10/21

	2,2-Dichloropropane (ug/L)	2-Butanone (ug/L)	2-Hexanone (ug/L)	4-Methyl-2-Pentanone (ug/L)	Acetone (ug/L)	Acrylonitrile (ug/L)	Benzene (ug/L)	Bromochloromethane (ug/L)	Bromodichloromethane (ug/L)	Bromoform (ug/L)	Bromomethane (ug/L)	Carbon Disulfide (ug/L)	Carbon Tetrachloride (ug/L)	Chlorobenzene (ug/L)	Chloroethane (ug/L)
MCL/ GWPS							5	80	80				5	100	
9/14/17	1.00 U	5.00 U	5.00 U	5.00 U	5.00 U	5.00 U	1.00 U	1.00 U	1.00 U	1.00 U	1.00 U	5.00 U	1.00 U	1.00 U	1.00 U
3/28/18	1.00 U	5.00 U	5.00 U	5.00 U	5.00 U	5.00 U	1.00 U	1.00 U	1.00 U	1.00 U	1.00 U	5.00 U	1.00 U	1.00 U	1.00 U
9/6/18	1.00 U	5.00 U	5.00 U	5.00 U	5.00 U	5.00 U	1.00 U	1.00 U	1.00 U	1.00 U	1.00 U	5.00 U	1.00 U	1.00 U	1.00 U
4/15/19	1.00 U	5.00 U	5.00 U	5.00 U	7.30 B	5.00 U	1.00 U	1.00 U	1.00 U	1.00 U	1.00 U	1.00 U	1.00 U	1.00 U	1.00 U
8/7/19	1.00 U	5.00 U	5.00 U	5.00 U	5.00 U	5.00 U	1.00 U	1.00 U	1.00 U	1.00 U	1.00 U	1.00 U	1.00 U	1.00 U	1.00 U
3/12/20	1.00 U	5.00 U	5.00 U	5.00 U	5.00 U	5.00 U	1.00 U	1.00 U	1.00 U	1.00 U	1.00 U	1.00 U	1.00 U	1.00 U	1.00 U
8/3/20	1.00 U	5.00 U	5.00 U	5.00 U	5.00 U	5.00 U	1.00 U	1.00 U	1.00 U	1.00 U	1.00 U	1.00 U	1.00 U	1.00 U	1.00 U
3/25/21	1.00 U	5.00 U	5.00 U	5.00 U	5.00 U	5.00 U	1.00 U	1.00 U	1.00 U	1.00 U	1.00 U	1.00 U	1.00 U	1.00 U	1.00 U
9/7/21	1.00 U	5.00 U	5.00 U	5.00 U	5.00 U	5.00 U	1.00 U	1.00 U	1.00 U	1.00 U	1.00 U	1.00 U	1.00 U	1.00 U	1.00 U

Gude Landfill
Monitoring Location MW-23B - Volatile Organic Compounds

Printed 12/10/21

	Chloroform (ug/L)	Chloromethane (ug/L)	cis-1,2-Dichloroethene (ug/L)	cis-1,3-Dichloropropene (ug/L)	Dibromochloromethane (ug/L)	Ethylbenzene (ug/L)	m&p-Xylene (ug/L)	Methyl Iodide (ug/L)	Methyl Tertiary Butyl Ether (ug/L)	Methylene Bromide (ug/L)	Methylene Chloride (ug/L)	o-Xylene (ug/L)	Styrene (ug/L)	Tetrachloroethene (ug/L)	Toluene (ug/L)
MCL/ GWPS	80		70		80	700	10000				5	10000	100	5	1000
9/14/17	1.00 U	1.00 U	1.00 U	1.00 U	1.00 U	1.00 U	2.00 U	5.00 U	5.00 U	1.00 U	1.00 U	1.00 U	1.00 U	1.00 U	1.00 U
3/28/18	1.00 U	1.00 U	1.23	1.00 U	1.00 U	1.00 U	2.00 U	5.00 U	5.00 U	1.00 U	1.00 U	1.00 U	1.00 U	1.00 U	1.00 U
9/6/18	1.00 U	1.00 U	1.00 U	1.00 U	1.00 U	1.00 U	2.00 U	5.00 U	5.00 U	1.00 U	1.00 U	1.00 U	1.00 U	1.00 U	1.74
4/15/19	1.00 U	1.00 U	3.60	1.00 U	1.00 U	1.00 U	1.00 U	1.00 U	1.00 U	1.00 U	1.00 U	1.00 U	1.00 U	2.40	1.00 U
8/7/19	1.00 U	1.00 U	1.00 U	1.00 U	1.00 U	1.00 U	1.00 U	1.00 U	1.00 U	1.00 U	1.00 U	1.00 U	1.00 U	1.00 U	1.00 U
3/12/20	1.00 U	1.00 U	4.40	1.00 U	1.00 U	1.00 U	1.00 U	1.00 U	1.00 U	1.00 U	1.00 U	1.00 U	1.00 U	2.50	1.00 U
8/3/20	1.00 U	1.00 U	4.70	1.00 U	1.00 U	1.00 U	1.00 U	1.00 U	1.00 U	1.00 U	1.00 U	1.00 U	1.00 U	2.60	1.00 U
3/25/21	1.00 U	1.00 U	4.00	1.00 U	1.00 U	1.00 U	1.00 U	1.00 U	1.00 U	1.00 U	1.00 U	1.00 U	1.00 U	2.10	1.00 U
9/7/21	1.00 U	1.00 U	2.80	1.00 U	1.00 U	1.00 U	1.00 U	1.00 U	1.00 U	1.00 U	1.00 U	1.00 U	1.00 U	1.90	1.00 U

Gude Landfill

Printed 12/10/21

Monitoring Location MW-23B - Volatile Organic Compounds

	trans-1,2-Dichloroethene (ug/L)	trans-1,3-Dichloropropene (ug/L)	trans-1,4-Dichloro-2-butene (ug/L)	Trichloroethene (ug/L)	Trichlorofluoromethane (ug/L)	Vinyl Acetate (ug/L)	Vinyl Chloride (ug/L)
MCL/ GWPS	100			5			2
9/14/17	1.00 U	1.00 U	5.00 U	1.00 U	1.00 U	5.00 U	1.00 U
3/28/18	1.00 U	1.00 U	5.00 U	1.00 U	1.00 U	5.00 U	1.00 U
9/6/18	1.00 U	1.00 U	5.00 U	1.00 U	1.00 U	5.00 U	1.00 U
4/15/19	1.00 U	1.00 U	1.00 U	1.10	1.00 U	1.00 U	1.00 U
8/7/19	1.00 U	1.00 U	1.00 U	1.00 U	1.00 U	1.00 U	1.00 U
3/12/20	1.00 U	1.00 U	1.00 U	1.20	1.00 U	1.00 U	1.00 U
8/3/20	1.00 U	1.00 U	1.00 U	1.30	1.00 U	1.00 U	1.00 U
3/25/21	1.00 U	1.00 U	1.00 U	1.00 U	1.00 U	1.00 U	1.00 U
9/7/21	1.00 U	1.00 U	1.00 U	1.00 U	1.00 U	1.00 U	1.00 U

Gude Landfill
Monitoring Location MW-24A - General Parameters

Printed 12/10/21

	Alkalinity (mg/L)	Ammonia Nitrogen (mg/L)	Chemical Oxygen Demand (mg/L)	Chloride (mg/L)	Dissolved Oxygen, Field (mg/L)	Hardness (mg/L)	Nitrate (mg/L)	Nitrate+Nitrite (mg/L)	Nitrite (mg/L)	ORP, Field (mV)	pH, Field (SU)	pH, Lab (SU)	Specific Conductivity, Field (uS/cm)
MCL/ GWPS							10		1				
9/13/17	125.0	0.32	24.3	280.0000	0.33	480.0	0.4000 U	0.40 U	0.10 U	140.0	5.99	--	1130.0
4/2/18	151.0	0.30	28.8	297.0000	--	224.0	0.2000 U	0.20 U	0.05 U	-8.0	5.99	--	1011.0
9/6/18	156.0	0.46	30.6	305.0000	--	422.0	0.2000 U	0.20 U	0.05 U	-50.0	5.81	--	1157.0
4/11/19	177.0	0.59	39.0	324.0000	0.07	449.0 B	0.3000	--	--	-27.2	5.92	6.08	1575.0
7/31/19	151.0	0.46	36.0	321.0000	0.25	445.0	0.2000 U	--	--	200.0	5.85	2.67	1246.0
3/5/20	169.0	0.50	23.1	333.0000	0.38	456.0	0.2000 U	--	--	-7.7	5.85	6.07	1318.0
7/29/20	160.0	0.56	41.7	323.0000	0.49	469.0	0.2000 U	--	--	-105.0	5.82	6.00	1304.0
3/25/21	178.0	0.64	29.6	356.0000	0.07	449.0	0.0000	--	--	-22.3	5.84	5.98	1368.0
9/2/21	177.0	0.63	42.7	369.0000	0.54	519.0	0.0110 U	--	--	15.8	6.10	5.98	1450.0

Gude Landfill

Monitoring Location MW-24A - General Parameters

	Specific Conductivity, Lab (umhos/cm)	Sulfate, total (mg/L)	Temperature, field (°C)	Total Dissolved Solids (mg/L)	Total Suspended Solids (mg/L)	Turbidity (NTU)	Turbidity, Field (NTU)
MCL/ GWPS							
9/13/17	--	4.00 U	18.2	720.0	--	--	2.80
4/2/18	--	4.00 U	13.4	572.0	--	--	7.10
9/6/18	--	4.00 U	19.2	686.0	--	--	0.00
4/11/19	1290.0	1.00 U	18.3	1090.0	41.2	7.010	4.00
7/31/19	1270.0	10.30	19.4	1010.0	8.9	0.500 U	0.00
3/5/20	1330.0	0.77 J	18.1	754.0	2.3 U	6.020	0.00
7/29/20	1380.0	0.87 J	21.7	731.0	13.1	84.800	9.90
3/25/21	1450.0	0.30 U	18.3	664.0	384.0	10.600	7.66
9/2/21	1470.0	0.30 U	20.2	992.0	412.0	10.200	8.80

Gude Landfill
Monitoring Location MW-24A - Dissolved Metals

Printed 12/10/21

	Antimony, dissolved (mg/L)	Arsenic, dissolved (mg/L)	Barium, dissolved (mg/L)	Beryllium, dissolved (mg/L)	Cadmium, dissolved (mg/L)	Calcium, dissolved (mg/L)	Chromium, dissolved (mg/L)	Cobalt, dissolved (mg/L)	Copper, dissolved (mg/L)	Iron, dissolved (mg/L)	Lead, dissolved (mg/L)	Magnesium, dissolved (mg/L)	Manganese, dissolved (mg/L)	Mercury, dissolved (mg/L)
MCL/ GWPS	0.006	0.01	2	0.004	0.005		0.1				0.015			0.002
9/13/17	0.002 U	0.005	0.271	0.002 U	0.002 U	64.3	0.00 J	0.05	0.002 U	22.2	0.002 U	55.8	6.290	0.0002 U
4/2/18	0.002 U	0.007	0.244	0.002 U	0.002 U	66.6	0.00	0.05	0.002 U	21.7	0.002 U	58.0	6.530	0.0002 U
9/6/18	0.002 U	0.007	0.278	0.002 U	0.002 U	70.1	0.01	0.06	0.002 U	23.3	0.002 U	60.9	7.200	0.0002 U

Gude Landfill

Printed 12/10/21

Monitoring Location MW-24A - Dissolved Metals

	Nickel, dissolved (mg/L)	Potassium, dissolved (mg/L)	Selenium, dissolved (mg/L)	Silver, dissolved (mg/L)	Sodium, dissolved (mg/L)	Thallium, dissolved (mg/L)	Vanadium, dissolved (mg/L)	Zinc, dissolved (mg/L)
MCL/ GWPS			0.05			0.002		
9/13/17	0.02	3.9	0.021	0.00 U	36.0	0.001 U	0.00 U	0.002
4/2/18	0.03	4.3	0.010	0.00 U	35.5	0.001 U	0.00 U	0.003
9/6/18	0.03	4.6	0.009	0.00 U	39.5	0.001 U	0.00	0.004

Gude Landfill
Monitoring Location MW-24A - Total Metals

Printed 12/10/21

	Antimony, total (mg/L)	Arsenic, total (mg/L)	Barium, total (mg/L)	Beryllium, total (mg/L)	Cadmium, total (mg/L)	Calcium, total (mg/L)	Chromium, total (mg/L)	Cobalt, total (mg/L)	Copper, total (mg/L)	Iron, total (mg/L)	Lead, total (mg/L)	Magnesium, total (mg/L)
MCL/ GWPS	0.006	0.01	2	0.004	0.005		0.1				0.015	
9/13/17	0.0020 U	0.0053	0.2580	0.0020 U	0.0020 U	64.20	0.0031	0.0525	0.0020 U	22.3000	0.00200 U	56.000
4/2/18	0.0020 U	0.0070	0.2440	0.0020 U	0.0020 U	66.10	0.0044	0.0550	0.0020 U	21.6000	0.00200 U	54.500
9/6/18	0.0020 U	0.0064	0.2790	0.0020 U	0.0020 U	69.10	0.0041	0.0568	0.0020 U	23.3000	0.00200 U	60.600
4/11/19	0.0010 U	0.0049	0.2980	0.0010 U	0.0010 U	63.40 B	0.0031	0.0625	0.0010 U	25.8000	0.00100 U	70.600
7/31/19	0.0010 U	0.0053	0.2880	0.0010 U	0.0010 U	65.70	0.0046	0.0637	0.0101	23.3000	0.00100 U	68.200
3/5/20	0.0010 U	0.0050	0.2870	0.0010 U	0.0010 U	67.90	0.0016	0.0633	0.0010 U	22.6000	0.00100 U	69.600
7/29/20	0.0010 U	0.0051	0.2970	0.0010 U	0.0010 U	68.80	0.0034	0.0687	0.0010 U	23.0000	0.00100 U	72.200
3/25/21	0.0010 U	0.0049	0.2800	0.0010 U	0.0010 U	66.40	0.0028	0.0655	0.0024	22.3000	0.00100 U	68.900
9/2/21	0.0010 U	0.0053	0.3080	0.0010 U	0.0010 U	77.50	0.0092	0.0735	0.0028	24.3000	0.00100 U	78.900

Gude Landfill
Monitoring Location MW-24A - Total Metals

Printed 12/10/21

	Manganese, total (mg/L)	Mercury, total (mg/L)	Nickel, total (mg/L)	Potassium, total (mg/L)	Selenium, total (mg/L)	Silver, total (mg/L)	Sodium, total (mg/L)	Thallium, total (mg/L)	Vanadium, total (mg/L)	Zinc, total (mg/L)
MCL/ GWPS		0.002			0.05			0.002		
9/13/17	6.31000	0.000200 U	0.0247	3.940	0.01600	0.0020 U	35.90	0.0010 U	0.00200 U	0.00327
4/2/18	6.50000	0.000200 U	0.0280	4.230	0.00972	0.0020 U	36.20	0.0010 U	0.00200 U	0.00200 U
9/6/18	7.22000	0.000200 U	0.0285	4.670	0.00786	0.0020 U	39.40	0.0010 U	0.00200 U	0.00529
4/11/19	8.95000	0.000100 U	0.0327	5.140	0.00100 U	0.0010 U	53.60	0.0010 U	0.00100 U	0.00400 U
7/31/19	9.22000	0.000100 U	0.0360	4.950	0.00100 U	0.0010 U	49.50	0.0010 U	0.00100 U	0.00400 U
3/5/20	9.19000	0.000100 U	0.0339	5.090	0.00100 U	0.0010 U	49.50	0.0010 U	0.00100 U	0.00400 U
7/29/20	10.00000	0.000100 U	0.0373	5.340	0.00100 U	0.0010 U	51.10	0.0010 U	0.00100 U	0.00422
3/25/21	9.82000	0.000100 U	0.0359	5.120	0.00100 U	0.0010 U	48.10	0.0010 U	0.00100 U	0.01120
9/2/21	11.10000	0.000100 U	0.0469	5.620	0.00100 U	0.0010 U	53.90	0.0010 U	0.00100 U	0.01060

Gude Landfill

Printed 12/10/21

Monitoring Location MW-24A - Volatile Organic Compounds

	1,1,1,2-Tetrachloroethane (ug/L)	1,1,1-Trichloroethane (ug/L)	1,1,1,2,2-Tetrachloroethane (ug/L)	1,1,2-Trichloroethane (ug/L)	1,1-Dichloroethane (ug/L)	1,1-Dichloroethene (ug/L)	1,1-Dichloropropene (ug/L)	1,2,3-Trichloropropane (ug/L)	1,2-Dibromo-3-chloropropane (ug/L)	1,2-Dibromoethane (ug/L)	1,2-Dichlorobenzene (ug/L)	1,2-Dichloroethane (ug/L)	1,2-Dichloropropane (ug/L)	1,3-Dichloropropane (ug/L)	1,4-Dichlorobenzene (ug/L)	
MCL/ GWPS	200			5		7			0.2	0.05	600	5	5		75	
9/13/17	1.00 U	1.00 U	1.00 U	1.00 U	2.05	1.00 U	1.00 U	1.00 U	1.00 U	1.00 U	1.00 U	1.00 U	1.00 U	1.13	1.00 U	11.00
4/2/18	1.00 U	1.00 U	1.00 U	1.00 U	1.60	1.00 U	1.00 U	1.00 U	1.00 U	1.00 U	1.00 U	1.00 U	1.00 U	1.00 U	1.00 U	7.50
9/6/18	1.00 U	1.00 U	1.00 U	1.00 U	1.60	1.00 U	1.00 U	1.00 U	1.00 U	1.00 U	1.00 U	1.00 U	1.00 U	1.00 U	1.00 U	10.40
4/11/19	1.00 U	1.00 U	1.00 U	1.00 U	1.70	1.00 U	1.00 U	1.00 U	1.00 U	1.00 U	1.10	1.00 U	1.00 U	1.00 U	1.00 U	13.50
7/31/19	1.00 U	1.00 U	1.00 U	1.00 U	1.60	1.00 U	1.00 U	1.00 U	1.00 U	1.00 U	1.00 U	1.00 U	1.00 U	1.00 U	1.00 U	12.40
3/5/20	1.00 U	1.00 U	1.00 U	1.00 U	1.60	1.00 U	1.00 U	1.00 U	1.00 U	1.00 U	1.10	1.00 U	1.10	1.00 U	1.00 U	14.10
7/29/20	1.00 U	1.00 U	1.00 U	1.00 U	1.60	1.00 U	1.00 U	1.00 U	0.05 U	0.02 U	1.00 J	1.00 U	1.00 U	1.00 U	1.00 U	13.50
3/25/21	1.00 U	1.00 U	1.00 U	1.00 U	1.30	1.00 U	1.00 U	1.00 U	0.05 U	0.02 U	1.10	1.00 U	1.00 U	1.00 U	1.00 U	15.30
9/2/21	1.00 U	1.00 U	1.00 U	1.00 U	1.30	1.00 U	1.00 U	1.00 U	0.05 U	0.02 U	1.00 J	1.00 U	1.00 U	1.00 U	1.00 U	14.10

Gude Landfill
Monitoring Location MW-24A - Volatile Organic Compounds

Printed 12/10/21

	2,2-Dichloropropane (ug/L)	2-Butanone (ug/L)	2-Hexanone (ug/L)	4-Methyl-2-Pentanone (ug/L)	Acetone (ug/L)	Acrylonitrile (ug/L)	Benzene (ug/L)	Bromochloromethane (ug/L)	Bromodichloromethane (ug/L)	Bromoform (ug/L)	Bromomethane (ug/L)	Carbon Disulfide (ug/L)	Carbon Tetrachloride (ug/L)	Chlorobenzene (ug/L)	Chloroethane (ug/L)
MCL/ GWPS							5	80	80				5	100	
9/13/17	1.00 U	5.00 U	5.00 U	5.00 U	5.00 U	5.00 U	3.81	1.00 U	1.00 U	1.00 U	1.00 U	5.00 U	1.00 U	5.86	1.06
4/2/18	1.00 U	5.00 U	5.00 U	5.00 U	5.00 U	5.00 U	3.35	1.00 U	1.00 U	1.00 U	1.00 U	5.00 U	1.00 U	4.80	1.08
9/6/18	1.00 U	5.00 U	5.00 U	5.00 U	5.00 U	5.00 U	3.51	1.00 U	1.00 U	1.00 U	1.00 U	5.00 U	1.00 U	7.10	1.00 U
4/11/19	1.00 U	5.00 U	5.00 U	5.00 U	8.90 B	5.00 U	4.60	1.00 U	1.00 U	1.00 U	1.00 U	1.00 U	1.00 U	10.50	1.00 U
7/31/19	1.00 U	5.00 U	5.00 U	5.00 U	5.00 U	5.00 U	4.50	1.00 U	1.00 U	1.00 U	1.00 U	1.00 U	1.00 U	8.60	1.00 U
3/5/20	1.00 U	5.00 U	5.00 U	5.00 U	5.00 U	5.00 U	4.50	1.00 U	1.00 U	1.00 U	1.00 U	1.00 U	1.00 U	8.60	1.00 U
7/29/20	1.00 U	5.00 U	5.00 U	5.00 U	5.00 U	5.00 U	4.40	1.00 U	1.00 U	1.00 U	1.00 U	1.00 U	1.00 U	8.50	1.00 U
3/25/21	1.00 U	5.00 U	5.00 U	5.00 U	5.00 U	5.00 U	4.30	1.00 U	1.00 U	1.00 U	1.00 U	1.00 U	1.00 U	10.90	1.00 U
9/2/21	1.00 U	5.00 U	5.00 U	5.00 U	5.00 U	5.00 U	3.90	1.00 U	1.00 U	1.00 U	1.00 U	1.00 U	1.00 U	8.20	1.00 U

Gude Landfill
Monitoring Location MW-24A - Volatile Organic Compounds

Printed 12/10/21

	Chloroform (ug/L)	Chloromethane (ug/L)	cis-1,2-Dichloroethene (ug/L)	cis-1,3-Dichloropropene (ug/L)	Dibromochloromethane (ug/L)	Ethylbenzene (ug/L)	m&p-Xylene (ug/L)	Methyl Iodide (ug/L)	Methyl Tertiary Butyl Ether (ug/L)	Methylene Bromide (ug/L)	Methylene Chloride (ug/L)	o-Xylene (ug/L)	Styrene (ug/L)	Tetrachloroethene (ug/L)	Toluene (ug/L)
MCL/ GWPS	80		70		80	700	10000				5	10000	100	5	1000
9/13/17	1.00 U	1.00 U	8.36	1.00 U	1.00 U	1.00 U	2.00 U	5.00 U	5.00 U	1.00 U	1.00 U	1.00 U	1.00 U	1.00 U	1.00 U
4/2/18	1.00 U	1.00 U	4.10	1.00 U	1.00 U	1.00 U	2.00 U	5.00 U	5.00 U	1.00 U	1.00 U	1.00 U	1.00 U	1.00 U	1.00 U
9/6/18	1.00 U	1.00 U	2.09	1.00 U	1.00 U	1.00 U	2.00 U	5.00 U	5.00 U	1.00 U	1.00 U	1.00 U	1.00 U	1.00 U	2.09
4/11/19	1.00 U	1.00 U	1.20	1.00 U	1.00 U	1.00 U	1.00 U	1.00 U	1.00 U	1.00 U	1.00 U	1.00 U	1.00 U	1.00 U	5.70
7/31/19	1.00 U	1.00 U	7.20	1.00 U	1.00 U	1.00 U	1.00 U	1.00 U	1.00 U	1.00 U	1.00 U	1.00 U	1.00 U	1.00 U	2.10
3/5/20	1.00 U	1.00 U	5.10	1.00 U	1.00 U	1.00 U	1.00 U	1.00 U	1.00 U	1.00 U	1.00 U	1.00 U	1.00 U	1.00 U	1.30
7/29/20	1.00 U	1.00 U	4.60	1.00 U	1.00 U	1.00 U	1.00 U	1.00 U	1.00 U	1.00 U	1.00 U	1.00 U	1.00 U	1.00 U	1.10
3/25/21	1.00 U	1.00 U	3.00	1.00 U	1.00 U	1.00 U	1.00 U	1.00 U	1.00 U	1.00 U	1.00 U	1.00 U	1.00 U	1.00 U	1.00 U
9/2/21	1.00 U	1.00 U	2.50	1.00 U	1.00 U	1.00 U	1.00 U	1.00 U	1.00 U	1.00 U	1.00 U	1.00 U	1.00 U	1.00 U	1.00 U

Gude Landfill

Monitoring Location MW-24A - Volatile Organic Compounds

	trans-1,2-Dichloroethene (ug/L)	trans-1,3-Dichloropropene (ug/L)	trans-1,4-Dichloro-2-butene (ug/L)	Trichloroethene (ug/L)	Trichlorofluoromethane (ug/L)	Vinyl Acetate (ug/L)	Vinyl Chloride (ug/L)
MCL/ GWPS	100			5			2
9/13/17	2.20	1.00 U	5.00 U	1.00 U	1.00 U	5.00 U	11.20
4/2/18	1.79	1.00 U	5.00 U	1.00 U	1.00 U	5.00 U	7.51
9/6/18	2.03	1.00 U	5.00 U	1.00 U	1.00 U	5.00 U	6.37
4/11/19	2.00	1.00 U	1.00 U	1.00 U	1.00 U	1.00 U	2.40
7/31/19	2.30	1.00 U	1.00 U	1.30	1.00 U	1.00 U	11.10
3/5/20	2.10	1.00 U	1.00 U	1.00 U	1.00 U	1.00 U	10.50
7/29/20	2.10	1.00 U	1.00 U	1.00 U	1.00 U	1.00 U	9.50
3/25/21	1.90	1.00 U	1.00 U	1.00 U	1.00 U	1.00 U	12.70
9/2/21	1.90	1.00 U	1.00 U	1.00 U	1.00 U	1.00 U	11.90

Gude Landfill
Monitoring Location MW-24B - General Parameters

Printed 12/10/21

	Alkalinity (mg/L)	Ammonia Nitrogen (mg/L)	Chemical Oxygen Demand (mg/L)	Chloride (mg/L)	Dissolved Oxygen, Field (mg/L)	Hardness (mg/L)	Nitrate (mg/L)	Nitrate+Nitrite (mg/L)	Nitrite (mg/L)	ORP, Field (mV)	pH, Field (SU)	pH, Lab (SU)	Specific Conductivity, Field (uS/cm)
MCL/ GWPS							10		1				
9/13/17	262.0	0.20 U	42.7	267.0000	--	770.0	0.4000 U	0.40 U	0.10 U	62.0	6.74	--	1235.0
4/2/18	303.0	0.20 U	44.5	268.0000	--	581.0	0.2000 U	0.20 U	0.05 U	-88.0	6.82	--	1206.0
9/6/18	306.0	0.20 U	30.1	279.0000	--	550.0	0.2000 U	0.20 U	0.05 U	-91.0	6.65	--	1323.0
4/11/19	296.0	0.10 U	43.0	293.0000	0.08	567.0 B	0.6000	--	--	-108.4	6.52	6.52	1772.0
7/31/19	295.0	0.10 U	45.1	300.0000	0.21	545.0	0.2000 U	--	--	200.0	6.43	6.61	1374.0
3/5/20	322.0	0.10 U	22.3	315.0000	0.40	571.0	0.6400	--	--	-81.6	6.42	6.40	1440.0
7/29/20	295.0	0.17	46.9	296.0000	0.75	555.0	0.2000 U	--	--	-87.9	6.50	6.52	1418.0
3/25/21	303.0	0.13	31.4	331.0000	0.05	569.0	0.0000	--	--	-104.9	6.36	6.50	1471.0
9/2/21	299.0	0.14	49.5	352.0000	0.57	622.0	0.0110 U	--	--	-87.9	6.50	6.50	1553.0

Gude Landfill

Monitoring Location MW-24B - General Parameters

	Specific Conductivity, Lab (umhos/cm)	Sulfate, total (mg/L)	Temperature, field (°C)	Total Dissolved Solids (mg/L)	Total Suspended Solids (mg/L)	Turbidity (NTU)	Turbidity, Field (NTU)
MCL/ GWPS							
9/13/17	--	4.00 U	20.2	698.0	--	--	10.70
4/2/18	--	4.21	14.6	619.0	--	--	6.00
9/6/18	--	7.26	19.9	807.0	--	--	6.90
4/11/19	1370.0	1.00 U	16.5	986.0	54.2	127.000	24.40
7/31/19	1400.0	1.00 U	17.3	981.0	59.4	245.000	5.70
3/5/20	1480.0	1.00 U	16.8	822.0	15.4	166.000	3.20
7/29/20	1520.0	1.00 U	23.4	774.0	30.9	264.000	20.90
3/25/21	1570.0	0.30 U	16.8	843.0	55.7	144.000	0.65
9/2/21	1550.0	0.30 U	18.6	1260.0	210.0	76.000	9.80

Gude Landfill
Monitoring Location MW-24B - Dissolved Metals

Printed 12/10/21

	Antimony, dissolved (mg/L)	Arsenic, dissolved (mg/L)	Barium, dissolved (mg/L)	Beryllium, dissolved (mg/L)	Cadmium, dissolved (mg/L)	Calcium, dissolved (mg/L)	Chromium, dissolved (mg/L)	Cobalt, dissolved (mg/L)	Copper, dissolved (mg/L)	Iron, dissolved (mg/L)	Lead, dissolved (mg/L)	Magnesium, dissolved (mg/L)	Manganese, dissolved (mg/L)	Mercury, dissolved (mg/L)
MCL/ GWPS	0.006	0.01	2	0.004	0.005		0.1				0.015			0.002
9/13/17	0.002 U	0.029	0.179	0.002 U	0.002 U	102.0	0.00 U	0.04	0.002 U	43.9	0.002 U	73.3	3.440	0.0002 U
4/2/18	0.002 U	0.034	0.169	0.002 U	0.002 U	104.0	0.01	0.05	0.002 U	45.8	0.002 U	75.4	3.780	0.0002 U
9/6/18	0.002 U	0.036	0.173	0.002 U	0.002 U	101.0	0.01	0.05	0.002 U	44.7	0.002 U	73.4	3.460	0.0002 U

Gude Landfill

Printed 12/10/21

Monitoring Location MW-24B - Dissolved Metals

	Nickel, dissolved (mg/L)	Potassium, dissolved (mg/L)	Selenium, dissolved (mg/L)	Silver, dissolved (mg/L)	Sodium, dissolved (mg/L)	Thallium, dissolved (mg/L)	Vanadium, dissolved (mg/L)	Zinc, dissolved (mg/L)
MCL/ GWPS			0.05			0.002		
9/13/17	0.01	3.1	0.006	0.00 U	27.7	0.001 U	0.00 U	0.002 U
4/2/18	0.01	3.6	0.010	0.00 U	27.2	0.001 U	0.00 U	0.003
9/6/18	0.01	3.6	0.007	0.00 U	28.1	0.001 U	0.00 U	0.002 U

Gude Landfill
Monitoring Location MW-24B - Total Metals

Printed 12/10/21

	Antimony, total (mg/L)	Arsenic, total (mg/L)	Barium, total (mg/L)	Beryllium, total (mg/L)	Cadmium, total (mg/L)	Calcium, total (mg/L)	Chromium, total (mg/L)	Cobalt, total (mg/L)	Copper, total (mg/L)	Iron, total (mg/L)	Lead, total (mg/L)	Magnesium, total (mg/L)
MCL/ GWPS	0.006	0.01	2	0.004	0.005		0.1				0.015	
9/13/17	0.0050 U	0.0304	0.1830	0.0050 U	0.0050 U	105.00	0.0050 U	0.0433	0.0052	44.8000	0.00500 U	77.600
4/2/18	0.0050 U	0.0278	0.1930	0.0050 U	0.0050 U	106.00	0.0050 U	0.0455	0.0050 U	47.4000	0.00500 U	76.800
9/6/18	0.0020 U	0.0350	0.1710	0.0020 U	0.0020 U	101.00	0.0037	0.0488	0.0020 U	43.7000	0.00200 U	72.200
4/11/19	0.0010 U	0.0323	0.1900	0.0010 U	0.0010 U	89.70 B	0.0034	0.0516	0.0010 U	47.8000	0.00100 U	83.300
7/31/19	0.0010 U	0.0309	0.1740	0.0010 U	0.0010 U	89.10	0.0044	0.0479	0.0032	44.7000	0.00100 U	78.400
3/5/20	0.0010 U	0.0314	0.1890	0.0010 U	0.0010 U	94.40	0.0010 U	0.0517	0.0010 U	47.7000	0.00100 U	81.500
7/29/20	0.0010 U	0.0309	0.1840	0.0010 U	0.0010 U	90.60	0.0061	0.0518	0.0063	46.4000	0.00100 U	79.800
3/25/21	0.0010 U	0.0326	0.2050	0.0010 U	0.0010 U	93.90	0.0022	0.0550	0.0012	48.1000	0.00100 U	81.400
9/2/21	0.0010 U	0.0398	0.2300	0.0010 U	0.0010 U	105.00	0.0063	0.0585	0.0030	52.3000	0.00102	87.400

Gude Landfill
Monitoring Location MW-24B - Total Metals

Printed 12/10/21

	Manganese, total (mg/L)	Mercury, total (mg/L)	Nickel, total (mg/L)	Potassium, total (mg/L)	Selenium, total (mg/L)	Silver, total (mg/L)	Sodium, total (mg/L)	Thallium, total (mg/L)	Vanadium, total (mg/L)	Zinc, total (mg/L)
MCL/ GWPS		0.002			0.05			0.002		
9/13/17	3.49000	0.000200 U	0.0138	3.680	0.00500 U	0.0050 U	29.20	0.0050 U	0.00500 U	0.01840
4/2/18	3.77000	0.000200 U	0.0174	3.840	0.00712	0.0050 U	29.10	0.0050 U	0.00500 U	0.02580
9/6/18	3.55000	0.000200 U	0.0132	3.600	0.00815	0.0020 U	27.90	0.0010 U	0.00200 U	0.00200 U
4/11/19	4.41000	0.000100 U	0.0169	3.920	0.00100 U	0.0010 U	34.80	0.0010 U	0.00100 U	0.00400 U
7/31/19	3.99000	0.000100 U	0.0167	3.700	0.00100 U	0.0010 U	32.10	0.0010 U	0.00100 U	0.01160 B
3/5/20	4.33000	0.000100 U	0.0142	4.140	0.00100 U	0.0010 U	34.00	0.0010 U	0.00100 U	0.00400 U
7/29/20	4.26000	0.000100 U	0.0307	4.560	0.00100 U	0.0010 U	33.40	0.0010 U	0.00100 U	0.02970
3/25/21	4.33000	0.000100 U	0.0156	3.980	0.00100 U	0.0010 U	34.40	0.0010 U	0.00100 U	0.00445
9/2/21	4.12000	0.000100 U	0.0260	4.520	0.00100 U	0.0010 U	37.50	0.0010 U	0.00100 U	0.00742

Gude Landfill
Monitoring Location MW-24B - Volatile Organic Compounds

Printed 12/10/21

	1,1,1,2-Tetrachloroethane (ug/L)	1,1,1-Trichloroethane (ug/L)	1,1,1,2,2-Tetrachloroethane (ug/L)	1,1,2-Trichloroethane (ug/L)	1,1-Dichloroethane (ug/L)	1,1-Dichloroethene (ug/L)	1,1-Dichloropropene (ug/L)	1,2,3-Trichloropropane (ug/L)	1,2-Dibromo-3-chloropropane (ug/L)	1,2-Dibromoethane (ug/L)	1,2-Dichlorobenzene (ug/L)	1,2-Dichloroethane (ug/L)	1,2-Dichloropropane (ug/L)	1,3-Dichloropropane (ug/L)	1,4-Dichlorobenzene (ug/L)	
MCL/ GWPS		200		5		7			0.2	0.05	600	5	5		75	
9/13/17	1.00 U	1.00 U	1.00 U	1.00 U	4.29	1.00 U	1.00 U	1.00 U	1.00 U	1.00 U	1.00 U	1.00 U	1.00 U	1.00 U	1.00 U	9.29
4/2/18	1.00 U	1.00 U	1.00 U	1.00 U	4.33	1.00 U	1.00 U	1.00 U	1.00 U	1.00 U	1.00 U	1.02	1.00 U	1.00 U	1.00 U	11.60
9/6/18	1.00 U	1.00 U	1.00 U	1.00 U	4.09	1.00 U	1.00 U	1.00 U	1.00 U	1.00 U	1.00 U	1.01	1.00 U	1.00 U	1.00 U	8.09
4/11/19	1.00 U	1.00 U	1.00 U	1.00 U	4.30	1.00 U	1.00 U	1.00 U	1.00 U	1.00 U	1.00 U	1.00 U	1.00 U	1.00 U	1.00 U	13.10
7/31/19	1.00 U	1.00 U	1.00 U	1.00 U	4.00	1.00 U	1.00 U	1.00 U	1.00 U	1.00 U	1.00 U	1.00 U	1.00 U	1.00 U	1.00 U	12.50
3/5/20	1.00 U	1.00 U	1.00 U	1.00 U	3.80	1.00 U	1.00 U	1.00 U	1.00 U	1.00 U	1.00 U	1.00 U	1.00 U	1.00 U	1.00 U	13.30
7/29/20	1.00 U	1.00 U	1.00 U	1.00 U	3.30	1.00 U	1.00 U	1.00 U	0.05 U	0.02 U	1.00 U	1.00 U	1.00 U	1.00 U	1.00 U	7.40
3/25/21	1.00 U	1.00 U	1.00 U	1.00 U	2.60	1.00 U	1.00 U	1.00 U	0.05 U	0.02 U	1.00 U	1.00 U	1.00 U	1.00 U	1.00 U	14.80
9/2/21	1.00 U	1.00 U	1.00 U	1.00 U	2.60	1.00 U	1.00 U	1.00 U	0.05 U	0.02 U	1.00 U	1.00 U	1.00 U	1.00 U	1.00 U	14.30

Gude Landfill
Monitoring Location MW-24B - Volatile Organic Compounds

Printed 12/10/21

	2,2-Dichloropropane (ug/L)	2-Butanone (ug/L)	2-Hexanone (ug/L)	4-Methyl-2-Pentanone (ug/L)	Acetone (ug/L)	Acrylonitrile (ug/L)	Benzene (ug/L)	Bromochloromethane (ug/L)	Bromodichloromethane (ug/L)	Bromoform (ug/L)	Bromomethane (ug/L)	Carbon Disulfide (ug/L)	Carbon Tetrachloride (ug/L)	Chlorobenzene (ug/L)	Chloroethane (ug/L)
MCL/ GWPS							5		80	80			5	100	
9/13/17	1.00 U	40.30	5.00 U	5.00 U	32.80	5.00 U	4.28	1.00 U	1.00 U	1.00 U	1.00 U	5.00 U	1.00 U	2.40	1.00 U
4/2/18	1.00 U	8.50	5.00 U	5.00 U	7.68	5.00 U	4.59	1.00 U	1.00 U	1.00 U	1.00 U	5.00 U	1.00 U	2.89	1.00 U
9/6/18	1.00 U	5.00 U	5.00 U	5.00 U	5.00 U	5.00 U	4.19	1.00 U	1.00 U	1.00 U	1.00 U	5.00 U	1.00 U	2.41	1.00 U
4/11/19	1.00 U	25.20	5.00 U	5.00 U	44.30 B	5.00 U	5.40	1.00 U	1.00 U	1.00 U	1.00 U	1.00 U	1.00 U	3.40	1.00 U
7/31/19	1.00 U	5.00 U	5.00 U	5.00 U	8.20	5.00 U	5.30	1.00 U	1.00 U	1.00 U	1.00 U	1.00 U	1.00 U	3.40	1.00 U
3/5/20	1.00 U	5.00 U	5.00 U	5.00 U	5.00 U	5.00 U	5.70	1.00 U	1.00 U	1.00 U	1.00 U	1.00 U	1.00 U	3.60	1.00 U
7/29/20	1.00 U	5.00 U	5.00 U	5.00 U	5.00 U	5.00 U	4.60	1.00 U	1.00 U	1.00 U	1.00 U	1.00 U	1.00 U	2.40	1.00 U
3/25/21	1.00 U	5.00 U	5.00 U	5.00 U	5.00 U	5.00 U	5.90	1.00 U	1.00 U	1.00 U	1.00 U	1.00 U	1.00 U	4.50	2.20
9/2/21	1.00 U	5.00 U	5.00 U	5.00 U	5.00 U	5.00 U	5.60	1.00 U	1.00 U	1.00 U	1.00 U	1.00 U	1.00 U	4.60	1.10

Gude Landfill
Monitoring Location MW-24B - Volatile Organic Compounds

Printed 12/10/21

	Chloroform (ug/L)	Chloromethane (ug/L)	cis-1,2-Dichloroethene (ug/L)	cis-1,3-Dichloropropene (ug/L)	Dibromochloromethane (ug/L)	Ethylbenzene (ug/L)	m&p-Xylene (ug/L)	Methyl Iodide (ug/L)	Methyl Tertiary Butyl Ether (ug/L)	Methylene Bromide (ug/L)	Methylene Chloride (ug/L)	o-Xylene (ug/L)	Styrene (ug/L)	Tetrachloroethene (ug/L)	Toluene (ug/L)
MCL/ GWPS	80		70		80	700	10000				5	10000	100	5	1000
9/13/17	1.00 U	1.00 U	1.46	1.00 U	1.00 U	1.00 U	2.00 U	5.00 U	5.00 U	1.00 U	1.00 U	1.38	1.00 U	1.00 U	106.00
4/2/18	1.00 U	1.00 U	1.10	1.00 U	1.00 U	1.00 U	2.00 U	5.00 U	5.00 U	1.00 U	1.00 U	1.38	1.00 U	1.00 U	43.60
9/6/18	1.00 U	1.00 U	1.00 U	1.00 U	1.00 U	1.00 U	2.00 U	5.00 U	5.00 U	1.00 U	1.00 U	1.17	1.00 U	1.00 U	12.40
4/11/19	1.00 U	1.00 U	2.40	1.00 U	1.00 U	1.00 U	1.00 U	1.00 U	1.00 U	1.00 U	1.00 U	1.10	1.00 U	1.00 U	76.40
7/31/19	1.00 U	1.00 U	2.70	1.00 U	1.00 U	1.00 U	1.00 U	1.00 U	1.00 U	1.00 U	1.00 U	1.40	1.00 U	1.00 U	28.50
3/5/20	1.00 U	1.00 U	1.70	1.00 U	1.00 U	1.00 U	1.00 U	1.00 U	1.00 U	1.00 U	1.00 U	1.40	1.00 U	1.00 U	3.00
7/29/20	1.00 U	1.00 U	1.80	1.00 U	1.00 U	1.00 U	1.00 U	1.00 U	1.00 U	1.00 U	1.00 U	1.00 U	1.00 U	1.00 U	1.00 U
3/25/21	1.00 U	1.00 U	2.40	1.00 U	1.00 U	1.00 U	1.00 U	1.00 U	1.00 U	1.00 U	1.00 U	1.00 U	1.00 U	1.00 U	1.00 U
9/2/21	1.00 U	1.00 U	1.90	1.00 U	1.00 U	1.00 U	1.00 U	1.00 U	1.00 U	1.00 U	1.00 U	1.00 U	1.00 U	1.00 U	1.00 U

Gude Landfill

Printed 12/10/21

Monitoring Location MW-24B - Volatile Organic Compounds

	trans-1,2-Dichloroethene (ug/L)	trans-1,3-Dichloropropene (ug/L)	trans-1,4-Dichloro-2-butene (ug/L)	Trichloroethene (ug/L)	Trichlorofluoromethane (ug/L)	Vinyl Acetate (ug/L)	Vinyl Chloride (ug/L)
MCL/ GWPS	100			5			2
9/13/17	2.78	1.00 U	5.00 U	1.00 U	1.00 U	5.00 U	1.00 U
4/2/18	3.10	1.00 U	5.00 U	1.00 U	1.00 U	5.00 U	1.00 U
9/6/18	2.63	1.00 U	5.00 U	1.00 U	1.00 U	5.00 U	1.00 U
4/11/19	3.40	1.00 U	1.00 U	1.00 U	1.00 U	1.00 U	1.60
7/31/19	3.20	1.00 U	1.00 U	1.00 U	1.00 U	1.00 U	2.00
3/5/20	3.00	1.00 U	1.00 U	1.00 U	1.00 U	1.00 U	1.30
7/29/20	2.00	1.00 U	1.00 U	1.00 U	1.00 U	1.00 U	1.00 U
3/25/21	2.70	1.00 U	1.00 U	1.00 U	1.00 U	1.00 U	1.70
9/2/21	2.70	1.00 U	1.00 U	1.00 U	1.00 U	1.00 U	1.80

Gude Landfill
Monitoring Location OB01 - General Parameters

Printed 12/10/21

	Alkalinity (mg/L)	Ammonia Nitrogen (mg/L)	Chemical Oxygen Demand (mg/L)	Chloride (mg/L)	Cyanide, Total (mg/L)	Dissolved Oxygen, Field (mg/L)	Hardness (mg/L)	Nitrate (mg/L)	Nitrate+Nitrite (mg/L)	Nitrite (mg/L)	ORP, Field (mV)	pH, Field (SU)	pH, Lab (SU)	Phosphate (mg/L)
MCL/ GWPS					0.2			10		1				
4/2/01	--	--	--	81.6790	0.005 U	--	--	--	--	--	--	--	--	--
9/4/01	--	--	--	85.7567	0.004	--	--	--	--	--	--	--	--	--
3/13/02	--	--	--	89.0149	0.002	--	--	--	--	--	--	--	--	--
9/16/02	--	--	--	98.5932	0.002	--	--	--	--	--	--	--	--	--
6/2/03	--	--	--	--	0.002 U	--	--	--	--	--	--	--	--	0.044
10/8/03	--	--	--	--	0.005 U	--	--	--	--	--	--	--	--	0.067
3/23/04	--	--	--	--	0.005	--	--	--	--	--	--	--	--	0.037
9/20/04	--	--	--	--	0.005 U	--	--	--	--	--	--	--	--	0.047
4/6/05	--	--	--	--	0.005 U	--	--	--	--	--	--	--	--	0.030
9/21/05	--	--	--	--	0.002 U	--	--	--	--	--	--	--	--	0.051
4/5/06	--	--	--	--	0.002 U	--	--	--	--	--	--	--	--	0.042
9/25/06	--	--	--	--	0.002	--	--	--	--	--	--	--	--	0.041
4/17/07	--	--	--	--	0.002 U	--	--	--	--	--	--	--	--	0.037
10/4/07	--	--	--	--	0.005 U	--	--	--	--	--	--	--	--	--
3/27/08	--	--	--	--	--	--	--	--	--	--	--	--	--	--
9/22/09	104.0	0.20 U	10.0 U	196.0000	--	--	330.0	1.6700	--	--	--	--	--	--
7/28/10	--	--	--	--	0.050 U	--	--	--	--	--	--	--	--	--
9/21/10	103.0	0.20 U	5.1 J	241.0000	--	--	350.0	1.9070 HT	1.91 HT	0.05 U	--	--	--	--
4/20/11	93.0	0.20 U	6.9	262.0000	--	--	364.0	1.7900	1.80	0.05 U	--	--	--	--

Gude Landfill
Monitoring Location OB01 - General Parameters

Printed 12/10/21

	Alkalinity (mg/L)	Ammonia Nitrogen (mg/L)	Chemical Oxygen Demand (mg/L)	Chloride (mg/L)	Cyanide, Total (mg/L)	Dissolved Oxygen, Field (mg/L)	Hardness (mg/L)	Nitrate (mg/L)	Nitrate+Nitrite (mg/L)	Nitrite (mg/L)	ORP, Field (mV)	pH, Field (SU)	pH, Lab (SU)	Phosphate (mg/L)
9/8/11	112.0	0.20 U	10.0 U	291.0000	--	--	390.0	1.3400	1.35	0.05 U	--	--	--	--
3/7/12	100.0	0.20 U	5.4	322.0000	--	--	420.0	1.5600	1.57	0.05 U	--	--	--	--
9/13/12	73.0	0.20 U	10.0 U	284.0000	--	--	342.0	2.1300	2.18	0.05 U	--	--	--	--
4/2/13	80.0	0.20 U	10.0 U	291.0000	--	0.07	346.0	2.2100	2.22	0.05 U	410.0	5.87	--	--
9/17/13	66.0	0.20 U	10.0 U	303.0000	--	0.04	356.0	2.2800	2.29	0.05 U	391.0	5.46	--	--
3/6/14	86.0	0.20 U	10.0 U	379.0000	--	0.08	440.0	2.2800	--	--	370.0	5.67	--	--
9/2/14	77.0	0.20 U	10.0 U	411.0000	--	1.36	472.0	2.1100	2.12	0.05 U	391.0	5.65	--	--
3/19/15	81.0	0.20 U	10.0 U	430.0000	--	0.00	520.0	2.4700	2.52	0.05 U	245.0	5.77	--	--
8/31/15	70.0	0.20 U	10.0 U	421.0000	--	1.25	504.0	2.5900	2.60	0.05 U	234.0	5.70	--	--
3/17/16	72.0	0.20 U	10.0 U	456.0000	--	0.00	452.0	2.5700	2.58	0.05 U	379.0	5.74	--	--
9/1/16	70.0	0.20 U	10.0 U	481.0000	--	--	520.0	2.2900	2.30	0.05 U	373.0	5.78	--	--
3/13/17	57.0	0.20 U	10.0 U	411.0000	--	0.32	368.0	2.6000	2.61	0.05 U	385.0	5.68	--	--
9/11/17	72.0	0.20 U	10.0 U	397.0000	--	0.27	420.0	2.5700	2.58	0.05 U	401.0	5.72	--	--
4/4/18	51.4	0.20 U	10.0 U	464.0000	--	--	431.0	2.7800	2.79	0.05 U	253.0	5.70	--	--
9/4/18	67.0	0.20 U	10.0 U	520.0000	--	--	514.0	2.3500	2.36	0.05 U	253.0	5.66	--	--
4/17/19	79.7	0.10 U	19.0	591.0000	--	0.24	570.0	0.2000 U	--	--	202.1	5.68	5.83	--
8/8/19	91.9	0.10 U	3.0 U	667.0000	--	0.30	112.0	2.6000	--	--	203.0	5.34	5.78	--
3/12/20	86.1	0.10 U	9.4	618.0000	--	0.52	648.0	2.3900	--	--	184.2	5.43	5.84	--
8/5/20	103.0	0.10 U	15.8	663.0000	--	0.51	649.0	1.8600	--	--	209.1	5.88	5.73	--
3/23/21	107.0	0.10 U	6.1	640.0000	--	0.02	558.0	1.8000	--	--	227.1	5.68	5.82	--
9/8/21	98.0	0.05 U	13.6	657.0000	--	0.64	657.0	2.4200	--	--	342.6	6.10	5.78	--

Gude Landfill

Monitoring Location OB01 - General Parameters

	Specific Conductivity, Field (uS/cm)	Specific Conductivity, Lab (umhos/cm)	Sulfate, total (mg/L)	Sulfide (mg/L)	Temperature, field (°C)	Total Dissolved Solids (mg/L)	Total Phenolics (mg/L)	Total Suspended Solids (mg/L)	Turbidity (NTU)	Turbidity, Field (NTU)
MCL/ GWPS										
4/2/01	--	--	--	--	--	--	--	--	1.000	--
9/4/01	--	--	--	--	--	--	--	--	2.500	--
3/13/02	--	--	--	--	--	--	--	--	3.290	--
9/16/02	--	--	--	--	--	--	--	--	0.900	--
6/2/03	--	--	--	--	--	--	0 U	--	3.200	--
10/8/03	--	--	--	--	--	--	0 U	--	--	--
3/23/04	--	--	--	--	--	--	0 U	--	--	--
9/20/04	--	--	--	--	--	--	0 U	--	--	--
4/6/05	--	--	--	--	--	--	0 U	--	--	--
9/21/05	--	--	--	--	--	--	0	--	--	--
4/5/06	--	--	--	--	--	--	0	--	--	--
9/25/06	--	--	--	--	--	--	0	--	--	--
4/17/07	--	--	--	--	--	--	0 U	--	--	--
10/4/07	--	--	--	--	--	--	0 U	--	--	--
3/27/08	--	--	--	--	--	--	0	--	--	--
9/22/09	--	--	26.40	--	--	776.0	--	--	0.186	--
7/28/10	--	--	--	3.0 U	--	--	--	--	--	--
9/21/10	--	--	26.60	--	--	1176.0	--	--	0.980	--
4/20/11	--	--	26.80 J	--	--	856.0	--	--	1.960	--

Gude Landfill

Printed 12/10/21

Monitoring Location OB01 - General Parameters

	Specific Conductivity, Field (uS/cm)	Specific Conductivity, Lab (umhos/cm)	Sulfate, total (mg/L)	Sulfide (mg/L)	Temperature, field (°C)	Total Dissolved Solids (mg/L)	Total Phenolics (mg/L)	Total Suspended Solids (mg/L)	Turbidity (NTU)	Turbidity, Field (NTU)
9/8/11	--	--	28.80	--	--	1116.0	--	--	--	--
3/7/12	--	--	26.10	--	--	876.0	--	--	--	--
9/13/12	--	--	24.20	--	--	856.0	--	--	--	--
4/2/13	1.2	--	22.30	--	15.8	980.0	--	--	--	1.40
9/17/13	1052.0	--	25.70	--	16.5	840.0	--	--	--	3.60
3/6/14	1293.0	--	26.50	--	15.7	758.0	--	--	--	0.00
9/2/14	1379.0	--	28.00	--	17.7	940.0	--	--	--	3.10
3/19/15	1391.0	--	26.50	--	16.4	960.0	--	--	--	0.00
8/31/15	1454.0	--	26.20	--	25.6	870.0	--	--	--	1.21
3/17/16	1537.0	--	24.90	--	15.8	928.0	--	--	--	0.00
9/1/16	1618.0	--	26.10	--	21.7	1080.0	--	--	--	0.00
3/13/17	1201.0	--	18.80	--	13.5	769.0	--	--	--	0.00
9/11/17	1543.0	--	20.70	--	21.2	983.0	--	--	--	0.70
4/4/18	1406.0	--	20.30	--	15.9	896.0	--	--	--	1.30
9/4/18	1764.0	--	26.20	--	19.4	1060.0	--	--	--	1.60
4/17/19	2357.0	1900.0	42.10	--	16.7	1700.0	--	9.3	0.500 U	3.00
8/8/19	2.2	2250.0	38.10	--	18.1	1920.0	--	7.6	0.500 U	0.00
3/12/20	2902.0	2210.0	34.40	--	17.0	1650.0	--	2.3 U	0.500 U	0.20
8/5/20	2130.0	2370.0	34.10	--	20.0	1230.0	--	5.4	0.500 U	0.20
3/23/21	2423.0	2270.0	34.80	--	17.0	1260.0	--	2.3 U	0.500 U	0.33
9/8/21	2221.0	2320.0	32.00	--	19.7	1210.0	--	2.3 U	0.500 U	0.60

Gude Landfill
Monitoring Location OB01 - Dissolved Metals

Printed 12/10/21

	Antimony, dissolved (mg/L)	Arsenic, dissolved (mg/L)	Barium, dissolved (mg/L)	Beryllium, dissolved (mg/L)	Cadmium, dissolved (mg/L)	Calcium, dissolved (mg/L)	Chromium, dissolved (mg/L)	Cobalt, dissolved (mg/L)	Copper, dissolved (mg/L)	Iron, dissolved (mg/L)	Lead, dissolved (mg/L)	Magnesium, dissolved (mg/L)	Manganese, dissolved (mg/L)	Mercury, dissolved (mg/L)
MCL/ GWPS	0.006	0.01	2	0.004	0.005		0.1				0.015			0.002
4/20/11	0.005 U	0.005 U	0.189	0.005 U	0.005 U	69.6	0.01 U	0.01	0.006	0.5 U	0.005 U	41.5	5.050	0.0002 U
9/8/11	--	--	--	--	--	--	--	--	--	--	--	--	--	--
3/7/12	0.005 U	0.005 U	0.213	0.005 U	0.005 U	84.9	0.01 U	0.02	0.007	0.4	0.005 U	50.1	5.950	0.0002 U
9/13/12	0.005 U	0.005 U	0.184	0.005 U	0.005 U	71.8	0.01 U	0.01	0.006	0.4	0.005 U	42.5	3.880	0.0002 U
4/2/13	0.005 U	0.005 U	0.199	0.005 U	0.005 U	70.0	0.01 U	0.01	0.015	0.4	0.005 U	43.0	3.940	0.0002 U
9/17/13	0.005 U	0.005 U	0.186	0.005 U	0.005 U	74.4	0.01 U	0.01	0.006	0.4	0.005 U	45.0	3.540	0.0002 U
3/6/14	0.005 U	0.005 U	0.233	0.005 U	0.005 U	88.3	0.01 U	0.01	0.007	0.5	0.005 U	53.7	4.920	0.0002 U
9/2/14	0.005 U	0.005 U	0.261	0.005 U	0.005 U	91.5	0.01 U	0.01	0.007	0.5	0.005 U	54.8	6.190	0.0002 U
3/19/15	0.002 U	0.002 U	0.260	0.002 U	0.004 U	100.0	0.01 U	0.01	0.004 J	0.0 U	0.002 U	61.0	5.300	0.0002 U
8/31/15	0.001 U	0.002	0.250	0.001 U	0.001 U	90.0	0.01 U	0.01	0.005 U	0.0 U	0.001 U	53.0	4.100	0.0002
3/17/16	0.002 U	0.002 U	0.285	0.002 U	0.002 U	90.1	0.00 U	0.01	0.004	0.6	0.002 U	55.9	3.820	0.0002 U
9/1/16	0.002 U	0.003	0.291	0.002 U	0.002 U	99.8	0.01	0.01	0.007	0.7	0.002 U	61.2	3.420	0.0002 U
3/13/17	0.002 U	0.004	0.231	0.002 U	0.002 U	77.5	0.00 U	0.00	0.005	0.4	0.002 U	46.9	1.280	0.0002 U
9/11/17	0.002 U	0.002 U	0.249	0.002 U	0.002 U	83.7	0.00	0.00 U	0.002 U	0.4	0.002 U	52.4	1.340	0.0002 U
4/4/18	0.002 U	0.002 U	0.257	0.002 U	0.002 U	82.6	0.00	0.00 U	0.002 U	0.1 U	0.002 U	50.7	0.909	0.0002 U
9/4/18	0.002 U	0.002 U	0.276	0.002 U	0.002 U	105.0	0.00	0.00 U	0.002	0.1 U	0.002 U	62.5	1.770	0.0002 U

Gude Landfill

Printed 12/10/21

Monitoring Location OB01 - Dissolved Metals

	Nickel, dissolved (mg/L)	Potassium, dissolved (mg/L)	Selenium, dissolved (mg/L)	Silver, dissolved (mg/L)	Sodium, dissolved (mg/L)	Thallium, dissolved (mg/L)	Vanadium, dissolved (mg/L)	Zinc, dissolved (mg/L)
MCL/ GWPS			0.05			0.002		
4/20/11	0.03	3.6	0.005 U	0.01 U	54.3	0.005 U	0.01 U	0.012
9/8/11	0.04	--	--	--	--	--	--	--
3/7/12	0.04	4.2	0.005 U	0.01 U	81.5	0.005 U	0.01 U	0.013
9/13/12	0.03	4.3	0.005 U	0.01 U	60.3	0.005 U	0.01 U	0.011
4/2/13	0.03	4.6	0.005 U	0.01 U	70.5	0.005 U	0.01 U	0.012
9/17/13	0.03	3.9	0.005 U	0.01 U	65.2	0.005 U	0.01 U	0.013
3/6/14	0.03	4.3	0.005 U	0.01 U	97.0	0.005 U	0.01 U	0.013
9/2/14	0.03	4.4	0.005 U	0.01 U	99.3	0.005 U	0.01 U	0.016
3/19/15	0.04	5.3	0.035 U	0.01 U	120.0	0.002 U	0.01 U	0.017
8/31/15	0.02	4.8	0.005 J	0.00 U	95.0	0.001 U	0.01 U	0.011
3/17/16	0.02	4.3	0.002	0.00 U	125.0	0.001 U	0.00 U	0.009
9/1/16	0.04	4.9	0.004	0.00 U	119.0	0.001 U	0.00	0.011
3/13/17	0.01	3.9	0.002 U	0.00 U	96.8	0.001 U	0.00	0.007
9/11/17	0.01	4.3	0.002 U	0.00 U	122.0	0.001 U	0.00 U	0.007
4/4/18	0.01	4.3	0.003	0.00 U	117.0	0.001 U	0.00 U	0.007
9/4/18	0.02	4.5	0.004	0.00 U	128.0	0.001 U	0.00 U	0.009

Gude Landfill
Monitoring Location OB01 - Total Metals

Printed 12/10/21

	Antimony, total (mg/L)	Arsenic, total (mg/L)	Barium, total (mg/L)	Beryllium, total (mg/L)	Boron, total (mg/L)	Cadmium, total (mg/L)	Calcium, total (mg/L)	Chromium, total (mg/L)	Cobalt, total (mg/L)	Copper, total (mg/L)	Iron, total (mg/L)	Lead, total (mg/L)
MCL/ GWPS	0.006	0.01	2	0.004		0.005		0.1				0.015
4/2/01	0.0007 U	0.0005 U	0.0402	0.0005 U	--	0.0020 U	--	0.0020 U	0.0007 U	0.0166	--	0.00200 U
9/4/01	0.0020 U	0.0020 U	0.0180	0.0017 U	--	0.0020 U	--	0.0021	0.0020 U	0.0134	--	0.00290
3/13/02	0.0005 U	0.0020 U	0.0249	0.0017 U	--	0.0020 U	--	0.0012 U	0.0020 U	0.0107	--	0.00240
9/16/02	0.0007 U	0.0003 U	0.0342	0.0004 U	--	0.0004 U	--	0.0027	0.0020 U	0.0089	--	0.00200 U
6/2/03	0.0007 U	0.0020 U	0.0476	0.0004 U	--	0.0020 U	--	0.0020 U	0.0020 U	0.0130	--	0.00200 U
10/8/03	0.0020 U	0.0008 U	0.1027	0.0016 U	--	0.0020 U	--	0.0020 U	0.0054	0.0103	--	0.00200 U
3/23/04	0.0009 U	0.0008 U	0.0588	0.0016 U	--	0.0007 U	--	0.0020 U	0.0020 U	0.0100 U	--	0.00200 U
9/20/04	0.0028 U	0.0006 U	0.1456	0.0012 U	--	0.0020 U	--	0.0007 U	0.0069	0.0114	--	0.00200 U
4/6/05	0.0028 U	0.0006 U	0.0360	0.0012 U	--	0.0020 U	--	0.0007 U	0.0020 U	0.0105	--	0.00060 U
9/21/05	0.0028 U	0.0006 U	0.1325	0.0012 U	--	0.0020 U	--	0.0007 U	0.0070	0.0149	--	0.00200
4/5/06	0.0006 U	0.0006 U	0.1065	0.0007 U	--	0.0020 U	--	0.0020 U	0.0036	0.0107	--	0.00250
9/25/06	0.0007 U	0.0008 U	0.1459	0.0009 U	--	0.0006 U	--	0.0020 U	0.0051	0.0069	--	0.00070 U
4/17/07	0.0007 U	0.0008 U	0.1381	0.0009 U	0.020 U	--	--	0.0020 U	0.0094	0.0104	--	0.00200 U
10/4/07	0.0007 U	0.0008 U	0.1348	0.0009 U	0.020 U	--	--	0.0020 U	0.0039	0.0071	--	0.00070 U
3/27/08	0.0005 U	0.0006 U	0.1286	0.0010 U	0.020 U	--	--	0.0020 U	0.0071	0.0072	--	0.00200 U
3/9/09	0.0010 U	0.0010 U	0.1465	0.0012 U	0.050 U	--	--	0.0100 U	0.0100 U	0.0100 U	--	0.00070 U
9/22/09	0.0020 U	0.0020 U	0.1640	0.0020 U	--	0.0020 U	64.90	0.0020 U	0.0090	0.0070	0.2000 U	0.00200 U
7/28/10	0.0010 U	0.0009 J	0.1700	0.0010 U	--	0.0010 U	--	0.0007 J	0.0110	0.0026	--	0.00100 U
9/21/10	0.0050 U	0.0050 U	0.1690	0.0050 U	--	0.0050 U	68.20	0.0050 U	0.0101	0.0094	0.4690 J	0.00500 U
4/20/11	0.0050 U	0.0050 U	0.1820	0.0050 U	--	0.0050 U	76.20	0.0050 U	0.0147	0.0063	0.8370	0.00500 U
9/8/11	0.0050 U	0.0050 U	0.1910	0.0050 U	--	0.0050 U	73.80	0.0050 U	0.0289	0.0065	0.5150	0.00540
3/7/12	0.0050 U	0.0050 U	0.2140	0.0050 U	--	0.0050 U	81.24	0.0050 U	0.0219	0.0119	1.6000	0.00500 U
9/13/12	0.0050 U	0.0050 U	0.1710	0.0050 U	--	0.0050 U	69.10	0.0050 U	0.0090	0.0058	0.3860	0.00500 U

Gude Landfill
Monitoring Location OB01 - Total Metals

Printed 12/10/21

	Antimony, total (mg/L)	Arsenic, total (mg/L)	Barium, total (mg/L)	Beryllium, total (mg/L)	Boron, total (mg/L)	Cadmium, total (mg/L)	Calcium, total (mg/L)	Chromium, total (mg/L)	Cobalt, total (mg/L)	Copper, total (mg/L)	Iron, total (mg/L)	Lead, total (mg/L)
4/2/13	0.0050 U	0.0050 U	0.1850	0.0050 U	--	0.0050 U	73.30	0.0050 U	0.0111	0.0148	0.4580	0.00500 U
9/17/13	0.0050 U	0.0050 U	0.1840	0.0050 U	--	0.0050 U	73.40	0.0050 U	0.0068	0.0061	0.5410	0.00500 U
3/6/14	0.0050 U	0.0050 U	0.2310	0.0050 U	--	0.0050 U	86.60	0.0050 U	0.0120	0.0062	0.5500	0.00500 U
9/2/14	0.0050 U	0.0050 U	0.2760	0.0050 U	--	0.0050 U	89.20	0.0050 U	0.0148	0.0087	0.6750	0.00500 U
3/19/15	0.0020 U	0.0020 U	0.2400	0.0020 U	--	0.0040 U	95.00	0.0100 U	0.0130	0.0042 J	0.0050 U	0.00200 U
8/31/15	0.0010 U	0.0010 U	0.2600	0.0010 U	--	0.0005 U	91.00	0.0050 U	0.0073	0.0052	0.0050 U	0.00100 U
3/17/16	0.0020 U	0.0020 U	0.2870	0.0020 U	--	0.0020 U	90.60	0.0020 U	0.0074	0.0039	0.5790	0.00200 U
9/1/16	0.0020 U	0.0028	0.2850	0.0020 U	--	0.0020 U	101.00	0.0077	0.0071	0.0070	0.6760	0.00200 U
3/13/17	0.0020 U	0.0038	0.2370	0.0020 U	--	0.0020 U	76.40	0.0020 U	0.0026	0.0082	0.4260	0.00200 U
9/11/17	0.0020 U	0.0020 U	0.2520	0.0020 U	--	0.0020 U	84.00	0.0023	0.0030	0.0020 U	0.4450	0.00200 U
4/4/18	0.0020 U	0.0020 U	0.2580	0.0020 U	--	0.0020 U	85.70	0.0029	0.0020 U	0.0020 U	0.0500 U	0.00200 U
9/4/18	0.0020 U	0.0020 U	0.2710	0.0020 U	--	0.0020 U	104.00	0.0040	0.0022	0.0021	0.0500 U	0.00200 U
4/17/19	0.0010 U	0.0010 U	0.3150	0.0010 U	--	0.0010 U	105.00	0.0011	0.0046	0.0045	0.1000 U	0.00100 U
8/8/19	0.0010 U	0.0010 U	0.3420	0.0010 U	--	0.0010 U	17.70	0.0028	0.0079	0.0055 B	0.1000 U	0.00100 U
3/12/20	0.0010 U	0.0010 U	0.3550	0.0010 U	--	0.0010 U	119.00	0.0016	0.0077	0.0014	0.0258 J	0.00100 U
8/5/20	0.0010 U	0.0010 U	0.3730	0.0010 U	--	0.0010 U	117.00 B	0.0010 U	0.0117	0.0033	0.0356 J	0.00100 U
3/23/21	0.0010 U	0.0010 U	0.3160	0.0010 U	--	0.0010 U	107.00	0.0010 U	0.0084	0.0050	0.0296 J	0.00100 U
9/8/21	0.0010 U	0.0010 U	0.3660	0.0010 U	--	0.0010 U	123.00	0.0010 J	0.0077	0.0208	0.1000 U	0.00100 U

Gude Landfill
Monitoring Location OB01 - Total Metals

Printed 12/10/21

	Magnesium, total (mg/L)	Manganese, total (mg/L)	Mercury, total (mg/L)	Nickel, total (mg/L)	Potassium, total (mg/L)	Selenium, total (mg/L)	Silver, total (mg/L)	Sodium, total (mg/L)	Thallium, total (mg/L)	Tin, total (mg/L)	Vanadium, total (mg/L)	Zinc, total (mg/L)
MCL/ GWPS			0.002			0.05			0.002			
4/2/01	--	0.04490	0.000200 U	0.0042	--	0.00180 U	0.0052 U	--	0.0009 U	0.2000 U	0.00060 U	0.01960
9/4/01	--	0.09950	0.000200 U	0.0100 U	--	0.00090 U	0.0044 U	--	0.0009 U	0.2000 U	0.00200 U	--
3/13/02	--	0.03330	0.000200 U	0.0100 U	--	0.00090 U	0.0044 U	--	0.0009 U	0.2000 U	0.00200 U	--
9/16/02	--	0.10550	0.000200 U	0.0046	--	0.00200 U	0.0096 U	--	0.0010 U	0.0008 U	0.00030 U	--
6/2/03	--	0.28260	0.000200 U	0.0069	--	0.00120 U	0.0096 U	--	0.0010 U	0.0020 U	0.00200 U	--
10/8/03	--	0.74860	0.000200 U	0.0088	--	0.00200 U	0.0022 U	--	0.0004 U	0.0003 U	0.00200 U	--
3/23/04	--	0.07450	0.000200 U	0.0033	--	0.00070 U	0.0022 U	--	0.0004 U	0.0020 U	0.00200 U	--
9/20/04	--	0.84500	0.000100 U	0.0125	--	0.00100 U	0.0018 U	--	0.0006 U	0.0003 U	0.00200 U	--
4/6/05	--	0.13340	0.000200 U	0.0035	--	0.00200 U	0.0018 U	--	0.0006 U	0.0050 U	0.00200 U	--
9/21/05	--	0.85160	0.000200 U	0.0151	--	0.00200 U	0.0018 U	--	0.0013	0.0050 U	0.00200 U	--
4/5/06	--	0.00200 U	0.000100 U	0.0131	--	0.00150 U	0.0004 U	--	0.0004 U	0.0050 U	0.00040 U	--
9/25/06	--	1.23100	0.000200 U	0.0177	--	0.00080 U	0.0005 U	--	0.0007 U	0.0050 U	0.00070 U	--
4/17/07	--	--	0.000400	0.0194	--	0.00200 U	0.0005 U	--	0.0007 U	0.0500 U	0.00200 U	0.01570
10/4/07	--	--	0.000200 U	0.0182	--	0.00080 U	0.0005 U	--	0.0007 U	0.0020 U	0.00070 U	0.00840
3/27/08	--	--	0.000200 U	0.0152	--	0.00200 U	0.0001 U	--	0.0001 U	0.0500 U	0.00200 U	0.01610
3/9/09	--	--	0.000200	0.0182	--	0.00120 U	0.0043 U	--	0.0008 U	0.0011 U	0.00080 U	0.01200
9/22/09	36.000	2.77000	0.000200 U	0.0260	3.520	0.00200 U	0.0020 U	47.40	0.0020 U	--	0.00030 U	0.01000 U
7/28/10	--	--	0.000200 U	0.0320	--	0.00100 U	0.0010 U	--	0.0010 U	0.0050 U	0.00500 U	0.01600
9/21/10	38.900	3.95000	0.000200 U	0.0304	3.360	0.00500 U	0.0050 U	51.80	0.0050 U	--	0.00500 U	0.01070
4/20/11	45.300 J	5.07000	0.000200 U	0.0307	3.810	0.00500 U	0.0050 U	58.20	0.0050 U	--	0.00500 U	0.01160
9/8/11	46.300	7.98000	0.000200 U	--	3.780	0.00500 U	0.0050 U	66.30	0.0050 U	--	0.00500 U	0.01280
3/7/12	48.580	6.33000	0.000360	0.0396	4.570	0.00500 U	0.0050 U	77.79	0.0050 U	--	0.00500 U	0.01630
9/13/12	38.600	3.74000	0.000200 U	0.0289	3.850	0.00500 U	0.0050 U	57.20	0.0050 U	--	0.00500 U	0.01120

Shaded concentrations represent MCL/GWPS exceedances

Printed on Recycled Paper

Gude Landfill
Monitoring Location OB01 - Total Metals

Printed 12/10/21

	Magnesium, total (mg/L)	Manganese, total (mg/L)	Mercury, total (mg/L)	Nickel, total (mg/L)	Potassium, total (mg/L)	Selenium, total (mg/L)	Silver, total (mg/L)	Sodium, total (mg/L)	Thallium, total (mg/L)	Tin, total (mg/L)	Vanadium, total (mg/L)	Zinc, total (mg/L)
4/2/13	45.000	3.80000	0.000200 U	0.0322	4.550	0.00500 U	0.0050 U	73.60	0.0050 U	--	0.00500 U	0.01180
9/17/13	44.000	3.59000	0.000200 U	0.0265	3.950	0.00500 U	0.0050 U	63.50	0.0050 U	--	0.00500 U	0.01200
3/6/14	52.100	4.99000	0.000200 U	0.0313	4.350	0.00500 U	0.0050 U	94.10	0.0050 U	--	0.00500 U	0.01330
9/2/14	53.000	5.72000	0.000200 U	0.0387	4.430	0.00500 U	0.0050 U	95.40	0.0050 U	--	0.00500 U	0.01740
3/19/15	61.000	5.30000	0.000210	0.0400	5.100	0.03500 U	0.0100 U	120.00	0.0020 U	--	0.01000 U	0.01300
8/31/15	54.000	3.90000	0.000200 U	0.0250	5.000	0.00500 U	0.0010 U	97.00	0.0010 U	--	0.00500 U	0.01100
3/17/16	56.300	5.04000	0.000200 U	0.0226	4.380	0.00225	0.0006	125.00	0.0010 U	--	0.00200 U	0.00872
9/1/16	61.900	3.34000	0.000200 U	0.0331	4.510	0.00401	0.0020 U	120.00	0.0010 U	--	0.00362	0.01060
3/13/17	45.200	1.25000	0.000371	0.0140	4.000	0.00200 U	0.0020 U	94.70	0.0010 U	--	0.00465	0.00734
9/11/17	52.900	1.42000	0.000200 U	0.0110	4.180	0.00200 U	0.0020 U	122.00	0.0010 U	--	0.00200 U	0.00697
4/4/18	52.600	0.96900	0.000200 U	0.0110	4.440	0.00281	0.0020 U	122.00	0.0010 U	--	0.00200 U	0.00732
9/4/18	61.900	1.73000	0.000200 U	0.0188	4.580	0.00416	0.0020 U	126.00	0.0010 U	--	0.00200 U	0.00845
4/17/19	74.900	3.54000	0.000181	0.0266	5.050	0.00100 U	0.0010 U	141.00	0.0010 U	--	0.00100 U	0.01420
8/8/19	16.500	0.86100	0.000138	0.0290	4.780	0.00100 U	0.0010 U	12.50	0.0010 U	--	0.00100 U	0.01750 B
3/12/20	84.900	4.55000	0.000133	0.0269	5.480	0.00100 U	0.0010 U	187.00	0.0010 U	--	0.00100 U	0.01120
8/5/20	86.800	5.48000	0.000170	0.0278	5.500	0.00100 U	0.0011	185.00	0.0010 U	--	0.00100 U	0.01080
3/23/21	71.600	4.33000	0.000121	0.0239	4.970	0.00100 U	0.0010 U	164.00	0.0010 U	--	0.00100 U	0.01520
9/8/21	84.700	5.16000	0.000146	0.0251	5.520	0.00100 U	0.0010 U	189.00	0.0010 U	--	0.00100 U	0.01030

Gude Landfill
Monitoring Location OB01 - Volatile Organic Compounds

Printed 12/10/21

	1,1,1,2-Tetrachloroethane (ug/L)	1,1,1-Trichloroethane (ug/L)	1,1,2,2-Tetrachloroethane (ug/L)	1,1,2-Trichloroethane (ug/L)	1,1-Dichloroethane (ug/L)	1,1-Dichloroethene (ug/L)	1,1-Dichloropropene (ug/L)	1,2,3-Trichloropropane (ug/L)	1,2-Dibromo-3-chloropropane (ug/L)	1,2-Dibromoethane (ug/L)	1,2-Dichlorobenzene (ug/L)	1,2-Dichloroethane (ug/L)	1,2-Dichloropropane (ug/L)	1,3-Dichloropropane (ug/L)	1,4-Dichlorobenzene (ug/L)
MCL/ GWPS		200		5		7			0.2	0.05	600	5	5		75
4/2/01	--	--	--	--	5.04	--	--	--	--	--	10.00 U	--	1.02	--	10.00 U
9/4/01	0.18 U	0.15 U	0.23 U	0.22 U	4.84	0.15 U	0.22 U	0.21 U	0.14 U	0.20 U	10.00 U	0.17 U	1.00 U	0.19 U	10.00 U
3/13/02	0.18 U	0.15 U	0.23 U	0.22 U	14.51	0.15 U	0.22 U	0.21 U	0.14 U	0.20 U	10.00 U	1.00 U	2.92	0.19 U	10.00 U
9/16/02	0.18 U	0.15 U	0.23 U	0.22 U	2.08	0.15 U	0.22 U	0.21 U	0.14 U	0.20 U	10.00 U	0.17 U	1.00 U	0.19 U	10.00 U
6/2/03	0.18 U	0.15 U	0.23 U	0.22 U	2.95	0.15 U	0.22 U	0.21 U	0.14 U	0.20 U	10.00 U	1.00 U	1.00 U	0.19 U	10.00 U
10/8/03	0.18 U	0.15 U	1.00 U	0.22 U	5.95	1.00 U	0.22 U	0.21 U	0.14 U	0.20 U	1.00 U	1.00 U	2.34	0.19 U	1.75
3/23/04	0.18 U	0.15 U	1.00 U	0.22 U	2.27	0.15 U	0.22 U	0.21 U	1.00 U	0.20 U	10.00 U	1.00 U	1.16	0.19 U	10.00 U
9/20/04	0.13 U	0.24 U	0.44 U	0.25 U	2.50	0.37 U	0.35 U	0.40 U	0.33 U	0.28 U	10.00 U	1.00 U	1.88	0.33 U	10.00 U
4/6/05	0.13 U	0.24 U	0.44 U	0.25 U	1.00 U	0.37 U	0.35 U	0.40 U	1.00 U	0.28 U	0.43 U	0.27 U	0.34 U	0.33 U	0.44 U
9/21/05	0.13 U	0.24 U	0.44 U	0.25 U	2.03	0.37 U	0.35 U	0.40 U	0.33 U	0.28 U	10.00 U	1.00 U	1.10	0.33 U	10.00 U
4/5/06	0.13 U	0.24 U	0.44 U	0.25 U	1.37	0.37 U	0.35 U	0.40 U	0.33 U	0.28 U	10.00 U	1.00 U	1.45	0.33 U	10.00 U
9/25/06	0.13 U	0.24 U	0.44 U	0.25 U	1.00 U	0.37 U	0.35 U	0.40 U	0.33 U	0.28 U	10.00 U	1.00 U	1.28	0.33 U	10.00 U
4/17/07	0.13 U	0.24 U	0.44 U	0.25 U	2.31	0.37 U	0.35 U	0.40 U	0.33 U	0.28 U	10.00 U	1.00 U	1.04	0.33 U	10.00 U
10/4/07	0.13 U	0.24 U	0.44 U	0.25 U	1.48	0.37 U	0.35 U	0.40 U	0.33 U	0.28 U	10.00 U	1.00 U	1.00 U	0.33 U	10.00 U
3/27/08	0.18 U	0.18 U	0.21 U	0.23 U	1.09	0.18 U	0.26 U	0.14 U	0.24 U	0.16 U	0.25 U	0.18 U	0.81	0.20 U	10.00 U
3/9/09	0.12 U	0.17 U	0.14 U	0.17 U	1.02	0.15 U	0.13 U	0.17 U	0.20 U	0.08 U	--	0.50 U	0.54	0.13 U	--
9/22/09	1.00 U	1.00 U	1.00 U	1.00 U	1.85	1.00 U	1.00 U	1.00 U	1.00 U	1.00 U	1.00 U	0.39 J	0.75 J	1.00 U	1.94
7/28/10	1.00 U	1.00 U	1.00 U	1.00 U	2.00	1.00 U	1.00 U	1.00 U	10.00 U	1.00 U	1.00 U	1.00 U	1.00 U	1.00 U	2.00
9/21/10	2.00 U	2.00 U	2.00 U	2.00 U	1.33 J	2.00 U	2.00 U	2.00 U	2.00 U	2.00 U	1.48 J	2.00 U	2.00 U	2.00 U	3.19
4/20/11	1.00 U	1.00 U	1.00 U	1.00 U	1.00 U	1.10	--	1.00 U	1.00 U	1.00 U	1.00 U	1.00 U	1.00 U	--	1.00 U

Shaded concentrations represent MCL/GWPS exceedances

Printed on Recycled Paper

Gude Landfill
Monitoring Location OB01 - Volatile Organic Compounds

Printed 12/10/21

	1,1,1,2-Tetrachloroethane (ug/L)	1,1,1-Trichloroethane (ug/L)	1,1,2,2-Tetrachloroethane (ug/L)	1,1,2-Trichloroethane (ug/L)	1,1-Dichloroethane (ug/L)	1,1-Dichloroethene (ug/L)	1,1-Dichloropropene (ug/L)	1,2,3-Trichloropropane (ug/L)	1,2-Dibromo-3-chloropropane (ug/L)	1,2-Dibromoethane (ug/L)	1,2-Dichlorobenzene (ug/L)	1,2-Dichloroethane (ug/L)	1,2-Dichloropropane (ug/L)	1,3-Dichloropropane (ug/L)	1,4-Dichlorobenzene (ug/L)	
9/8/11	1.00 U	1.00 U	1.00 U	1.00 U	1.00 U	1.00 U	--	1.00 U	1.00 U	1.00 U	1.00 U	1.00 U	1.00 U	1.00 U	--	1.00 U
3/7/12	1.00 U	1.00 U	1.00 U	1.00 U	1.00 U	1.00 U	--	1.00 U	1.00 U	1.00 U	1.00 U	1.00 U	1.00 U	1.00 U	--	1.90
9/13/12	1.00 U	1.00 U	1.00 U	1.00 U	1.00 U	1.00 U	1.00 U	1.00 U	1.00 U	1.00 U	1.00 U	1.00 U	1.00 U	1.00 U	1.00 U	1.00 U
4/2/13	1.00 U	1.00 U	1.00 U	1.00 U	1.09	1.00 U	1.00 U	1.00 U	1.00 U	1.00 U	1.00 U	1.00 U	1.00 U	1.00 U	1.00 U	1.64
9/17/13	1.00 U	1.00 U	1.00 U	1.00 U	1.00 U	1.00 U	1.00 U	1.00 U	1.00 U	1.00 U	1.00 U	1.00 U	1.00 U	1.00 U	1.00 U	1.00 U
3/6/14	1.00 U	1.00 U	1.00 U	1.00 U	1.00 U	1.00 U	1.00 U	1.00 U	1.00 U	1.00 U	--	1.00 U	1.00 U	1.00 U	1.00 U	1.00 U
9/2/14	1.00 U	1.00 U	1.00 U	1.00 U	1.00 U	1.00 U	1.00 U	1.00 U	1.00 U	1.00 U	1.00 U	1.00 U	1.00 U	1.00 U	1.00 U	1.00 U
3/19/15	1.00 U	1.00 U	1.00 U	1.00 U	1.00 U	1.00 U	1.00 U	1.00 U	1.00 U	1.00 U	1.00 U	1.00 U	1.00 U	1.00 U	1.00 U	1.00 U
8/31/15	1.00 U	1.00 U	1.00 U	1.00 U	1.00 U	1.00 U	1.00 U	1.00 U	1.00 U	1.00 U	1.00 U	1.00 U	1.00 U	1.00 U	1.00 U	1.00 U
3/17/16	1.00 U	1.00 U	1.00 U	1.00 U	1.00 U	1.00 U	1.00 U	1.00 U	1.00 U	1.00 U	1.00 U	1.00 U	1.00 U	1.00 U	1.00 U	1.00 U
9/1/16	1.00 U	1.00 U	1.00 U	1.00 U	1.00 U	1.00 U	1.00 U	1.00 U	1.00 U	1.00 U	1.00 U	1.00 U	1.00 U	1.00 U	1.00 U	1.00 U
3/13/17	1.00 U	1.00 U	1.00 U	1.00 U	1.00 U	1.00 U	1.00 U	1.00 U	1.00 U	1.00 U	1.00 U	1.00 U	1.00 U	1.00 U	1.00 U	1.00 U
9/11/17	1.00 U	1.00 U	1.00 U	1.00 U	1.00 U	1.00 U	1.00 U	1.00 U	1.00 U	1.00 U	1.00 U	1.00 U	1.00 U	1.00 U	1.00 U	1.00 U
4/4/18	1.00 U	1.00 U	1.00 U	1.00 U	1.00 U	1.00 U	1.00 U	1.00 U	1.00 U	1.00 U	1.00 U	1.00 U	1.00 U	1.00 U	1.00 U	1.00 U
9/4/18	1.00 U	1.00 U	1.00 U	1.00 U	1.00 U	1.00 U	1.00 U	1.00 U	1.00 U	1.00 U	1.00 U	1.00 U	1.00 U	1.00 U	1.00 U	1.00 U
4/17/19	1.00 U	1.00 U	1.00 U	1.00 U	1.00 U	1.00 U	1.00 U	1.00 U	1.00 U	1.00 U	1.00 U	1.00 U	1.00 U	1.00 U	1.00 U	1.00 U
8/8/19	1.00 U	1.00 U	1.00 U	1.00 U	1.00 U	1.00 U	1.00 U	1.00 U	1.00 U	1.00 U	1.00 U	1.00 U	1.00 U	1.00 U	1.00 U	1.00 U
3/12/20	1.00 U	1.00 U	1.00 U	1.00 U	1.00 U	1.00 U	1.00 U	1.00 U	1.00 U	1.00 U	1.00 U	1.00 U	1.00 U	1.00 U	1.00 U	1.00 U
8/5/20	1.00 U	1.00 U	1.00 U	1.00 U	1.00 U	1.00 U	1.00 U	1.00 U	0.03 U	0.01 U	1.00 U	1.00 U	1.00 U	1.00 U	1.00 U	1.50
3/23/21	1.00 U	1.00 U	1.00 U	1.00 U	1.00 U	1.00 U	1.00 U	1.00 U	0.05 U	0.02 U	1.00 U	1.00 U	1.00 U	1.00 U	1.00 U	1.00 U
9/8/21	1.00 U	1.00 U	1.00 U	1.00 U	1.00 U	1.00 U	1.00 U	1.00 U	0.05 U	0.02 U	1.00 U	1.00 U	1.00 U	1.00 U	1.00 U	1.10

Gude Landfill
Monitoring Location OB01 - Volatile Organic Compounds

Printed 12/10/21

	2,2-Dichloropropane (ug/L)	2-Butanone (ug/L)	2-Hexanone (ug/L)	4-Methyl-2-Pentanone (ug/L)	Acetone (ug/L)	Acrylonitrile (ug/L)	Benzene (ug/L)	Bromochloromethane (ug/L)	Bromodichloromethane (ug/L)	Bromoform (ug/L)	Bromomethane (ug/L)	Carbon Disulfide (ug/L)	Carbon Tetrachloride (ug/L)	Chlorobenzene (ug/L)	Chloroethane (ug/L)
MCL/ GWPS							5		80	80			5	100	
4/2/01	--	--	--	--	--	--	0.10	--	--	--	--	0.05	--	--	0.31
9/4/01	0.11 U	--	0.18 U	--	0.15 U	--	0.21 U	0.20 U	0.18 U	0.14 U	1.00 U	0.38 U	0.15 U	0.28 U	1.00 U
3/13/02	0.11 U	--	0.18 U	--	0.15 U	--	0.21 U	0.20 U	0.18 U	0.14 U	0.15 U	0.38 U	0.15 U	0.28 U	1.31
9/16/02	0.11 U	--	0.18 U	--	0.15 U	--	0.21 U	0.20 U	0.18 U	0.14 U	0.15 U	0.38 U	0.15 U	0.28 U	0.20 U
6/2/03	0.11 U	--	0.18 U	--	0.15 U	--	1.00 U	0.20 U	0.18 U	0.14 U	0.15 U	0.38 U	0.15 U	0.28 U	1.00 U
10/8/03	0.11 U	0.35	0.18 U	--	0.15 U	--	1.28	0.20 U	0.18 U	0.14 U	1.00 U	0.38 U	0.15 U	1.00 U	1.00 U
3/23/04	0.11 U	--	0.18 U	--	0.15 U	--	1.00 U	0.20 U	0.18 U	0.14 U	1.00 U	1.04	0.15 U	0.28 U	0.20 U
9/20/04	0.23 U	0.29 U	0.19 U	--	0.39 U	--	1.00 U	0.34 U	0.31 U	0.27 U	0.31 U	0.75 U	0.25 U	0.40 U	0.31 U
4/6/05	0.23 U	0.29 U	1.00 U	--	0.39 U	--	0.28 U	0.34 U	0.31 U	0.27 U	0.31 U	0.75 U	0.25 U	0.40 U	0.31 U
9/21/05	0.23 U	0.29 U	0.19 U	--	0.39 U	--	1.00 U	0.34 U	0.31 U	0.27 U	0.31 U	0.75 U	0.25 U	1.00 U	1.00 U
4/5/06	0.23 U	0.29 U	0.19 U	--	0.39 U	--	1.00 U	0.34 U	0.31 U	0.27 U	0.31 U	0.75 U	0.25 U	1.00 U	0.31 U
9/25/06	1.00 U	1.00 U	0.19 U	--	0.39 U	--	1.00 U	0.34 U	0.31 U	0.27 U	0.31 U	0.75 U	0.25 U	1.26	0.31 U
4/17/07	0.23 U	1.00 U	0.19 U	--	0.39 U	--	1.00 U	0.34 U	0.31 U	0.27 U	0.31 U	0.75 U	0.25 U	1.00 U	0.31 U
10/4/07	0.23 U	0.29 U	0.19 U	--	0.39 U	--	1.00 U	0.34 U	0.31 U	0.27 U	0.31 U	0.75 U	0.25 U	1.21	0.31 U
3/27/08	0.19 U	--	--	--	--	--	0.24 U	0.12 U	0.19 U	0.12 U	0.50 U	--	0.13 U	0.50 U	0.10 U
3/9/09	0.22 U	--	--	--	--	--	0.50 U	0.14 U	0.11 U	0.16 U	0.50 U	--	0.14 U	0.69	0.13 U
9/22/09	1.00 U	1.00 U	1.00 U	1.00 U	1.00 U	1.00 U	0.49 J	1.00 U	1.00 U	1.00 U	1.00 U	2.50 U	1.00 U	1.03	0.32 J
7/28/10	1.00 U	10.00 U	5.00 U	5.00 U	5.00 U	10.00 U	1.00 U	1.00 U	1.00 U	5.00 U	1.00 U	1.00 U	1.00 U	2.00	1.00 U
9/21/10	2.00 U	2.00 U	2.00 U	2.00 U	2.00 U	2.00 U	2.00 U	2.00 U	2.00 U	2.00 U	2.00 U	5.00 U	2.00 U	1.43 J	2.00 U
4/20/11	--	5.00 U	5.00 U	5.00 U	5.00 U	5.00 U	1.00 U	1.00 U	1.00 U	1.00 U	1.00 U	1.00 U	1.00 U	1.00 U	1.00 U

Shaded concentrations represent MCL/GWPS exceedances

Printed on Recycled Paper

Gude Landfill
Monitoring Location OB01 - Volatile Organic Compounds

Printed 12/10/21

	2,2-Dichloropropane (ug/L)	2-Butanone (ug/L)	2-Hexanone (ug/L)	4-Methyl-2-Pentanone (ug/L)	Acetone (ug/L)	Acrylonitrile (ug/L)	Benzene (ug/L)	Bromochloromethane (ug/L)	Bromodichloromethane (ug/L)	Bromoform (ug/L)	Bromomethane (ug/L)	Carbon Disulfide (ug/L)	Carbon Tetrachloride (ug/L)	Chlorobenzene (ug/L)	Chloroethane (ug/L)
9/8/11	--	5.00 U	5.00 U	5.00 U	5.00 U	5.00 U	1.00 U	1.00 U	1.00 U	1.00 U	1.00 U	1.00 U	1.00 U	1.00 U	1.00 U
3/7/12	--	5.00 U	5.00 U	5.00 U	5.00 U	5.00 U	1.00 U	1.00 U	1.00 U	1.00 U	1.00 U	1.00 U	1.00 U	1.30	1.00 U
9/13/12	1.00 U	5.00 U	5.00 U	5.00 U	5.00 U	5.00 U	1.00 U	1.00 U	1.00 U	1.00 U	1.00 U	5.00 U	1.00 U	1.00 U	1.00 U
4/2/13	1.00 U	5.00 U	5.00 U	5.00 U	5.00 U	5.00 U	1.00 U	1.00 U	1.00 U	1.00 U	1.00 U	5.00 U	1.00 U	1.10	1.00 U
9/17/13	1.00 U	5.00 U	5.00 U	5.00 U	5.00 U	5.00 U	1.00 U	1.00 U	1.00 U	1.00 U	1.00 U	5.00 U	1.00 U	1.00 U	1.00 U
3/6/14	1.00 U	5.00 U	5.00 U	5.00 U	5.00 U	5.00 U	1.00 U	--	1.00 U	1.00 U	1.00 U	5.00 U	1.00 U	1.00 U	1.00 U
9/2/14	1.00 U	5.00 U	5.00 U	5.00 U	5.00 U	5.00 U	1.00 U	1.00 U	1.00 U	1.00 U	1.00 U	5.00 U	1.00 U	1.00 U	1.00 U
3/19/15	1.00 U	5.00 U	5.00 U	5.00 U	5.00 U	5.00 U	1.00 U	1.00 U	1.00 U	1.00 U	1.00 U	5.00 U	1.00 U	1.00 U	1.00 U
8/31/15	1.00 U	5.00 U	5.00 U	5.00 U	5.00 U	5.00 U	1.00 U	1.00 U	1.00 U	1.00 U	1.00 U	5.00 U	1.00 U	1.00 U	1.00 U
3/17/16	1.00 U	5.00 U	5.00 U	5.00 U	5.00 U	5.00 U	1.00 U	1.00 U	1.00 U	1.00 U	1.00 U	5.00 U	1.00 U	1.00 U	1.00 U
9/1/16	1.00 U	5.00 U	5.00 U	5.00 U	5.00 U	5.00 U	1.00 U	1.00 U	1.00 U	1.00 U	1.00 U	5.00 U	1.00 U	1.00 U	1.00 U
3/13/17	1.00 U	5.00 U	5.00 U	5.00 U	5.00 U	5.00 U	1.00 U	1.00 U	1.00 U	1.00 U	1.00 U	5.00 U	1.00 U	1.00 U	1.00 U
9/11/17	1.00 U	5.00 U	5.00 U	5.00 U	5.00 U	5.00 U	1.00 U	1.00 U	1.00 U	1.00 U	1.00 U	5.00 U	1.00 U	1.00 U	1.00 U
4/4/18	1.00 U	5.00 U	5.00 U	5.00 U	5.00 U	5.00 U	1.00 U	1.00 U	1.00 U	1.00 U	1.00 U	5.00 U	1.00 U	1.00 U	1.00 U
9/4/18	1.00 U	5.00 U	5.00 U	5.00 U	5.00 U	5.00 U	1.00 U	1.00 U	1.00 U	1.00 U	1.00 U	5.00 U	1.00 U	1.00 U	1.00 U
4/17/19	1.00 U	5.00 U	5.00 U	5.00 U	5.00 U	5.00 U	1.00 U	1.00 U	1.00 U	1.00 U	1.00 U	1.00 U	1.00 U	1.40	1.00 U
8/8/19	1.00 U	5.00 U	5.00 U	5.00 U	5.00 U	5.00 U	1.00 U	1.00 U	1.00 U	1.00 U	1.00 U	1.00 U	1.00 U	1.50	1.00 U
3/12/20	1.00 U	5.00 U	5.00 U	5.00 U	5.00 U	5.00 U	1.00 U	1.00 U	1.00 U	1.00 U	1.00 U	1.00 U	1.00 U	1.00 U	1.00 U
8/5/20	1.00 U	5.00 U	5.00 U	5.00 U	5.00 U	5.00 U	1.00 U	1.00 U	1.00 U	1.00 U	1.00 U	1.00 U	1.00 U	2.00	1.00 U
3/23/21	1.00 U	5.00 U	5.00 U	5.00 U	5.00 U	5.00 U	1.00 U	1.00 U	1.00 U	1.00 U	1.00 U	1.00 U	1.00 U	1.70	1.00 U
9/8/21	1.00 U	5.00 U	5.00 U	5.00 U	5.00 U	5.00 U	1.00 U	1.00 U	1.00 U	1.00 U	1.00 U	1.00 U	1.00 U	1.10	1.00 U

Gude Landfill
Monitoring Location OB01 - Volatile Organic Compounds

Printed 12/10/21

	Chloroform (ug/L)	Chloromethane (ug/L)	cis-1,2-Dichloroethene (ug/L)	cis-1,3-Dichloropropene (ug/L)	Dibromochloromethane (ug/L)	Ethylbenzene (ug/L)	m&p-Xylene (ug/L)	Methyl Iodide (ug/L)	Methyl Tertiary Butyl Ether (ug/L)	Methylene Bromide (ug/L)	Methylene Chloride (ug/L)	o-Xylene (ug/L)	Styrene (ug/L)	Tetrachloroethene (ug/L)	Toluene (ug/L)
MCL/ GWPS	80		70		80	700	10000				5	10000	100	5	1000
4/2/01	0.56	--	11.92	--	--	--	0.06	--	--	--	--	--	--	0.84	--
9/4/01	1.00 U	0.21 U	10.88	0.19 U	0.17 U	0.26 U	0.28 U	0.17 U	--	0.22 U	2.13	0.27 U	0.21 U	1.00 U	0.24 U
3/13/02	1.00 U	0.21 U	25.37	0.19 U	0.17 U	0.26 U	0.28 U	0.17 U	--	0.22 U	1.00 U	0.27 U	0.21 U	1.61	0.24 U
9/16/02	1.00 U	0.21 U	6.14	0.19 U	0.17 U	0.26 U	0.28 U	1.00 U	--	0.22 U	0.21 U	0.27 U	0.21 U	1.00 U	0.24 U
6/2/03	1.00 U	0.21 U	13.94	0.19 U	0.17 U	0.26 U	1.00 U	0.17 U	--	0.22 U	1.00 U	0.27 U	0.21 U	2.20	0.24 U
10/8/03	1.00 U	0.21 U	47.72	0.19 U	0.17 U	1.00 U	1.03	0.17 U	--	0.22 U	1.00 U	1.00 U	0.21 U	0.17 U	0.24 U
3/23/04	1.00 U	1.00 U	19.47	0.19 U	0.17 U	0.26 U	1.00 U	1.00 U	--	0.22 U	0.21 U	1.00 U	0.21 U	1.00 U	1.00 U
9/20/04	1.00 U	0.25 U	33.97	0.29 U	0.27 U	0.23 U	0.40 U	0.28 U	--	0.25 U	0.34 U	0.18 U	0.25 U	1.00 U	0.32 U
4/6/05	1.00 U	0.25 U	5.98	0.29 U	0.27 U	0.23 U	0.40 U	0.28 U	--	0.25 U	0.34 U	0.18 U	0.25 U	0.36 U	0.32 U
9/21/05	1.00 U	0.25 U	34.36	0.29 U	0.27 U	0.23 U	0.40 U	0.28 U	--	0.25 U	0.34 U	0.18 U	0.25 U	1.00 U	0.32 U
4/5/06	0.27 U	0.25 U	16.06	0.29 U	0.27 U	0.23 U	0.40 U	0.28 U	--	0.25 U	0.34 U	0.18 U	0.25 U	1.00 U	0.32 U
9/25/06	1.00 U	0.25 U	34.18	0.29 U	0.27 U	0.23 U	0.40 U	0.28 U	--	0.25 U	0.34 U	0.18 U	0.25 U	1.26	0.32 U
4/17/07	1.00 U	0.25 U	22.85	0.29 U	0.27 U	0.23 U	0.40 U	1.00 U	--	0.25 U	0.34 U	0.18 U	0.25 U	1.00 U	0.32 U
10/4/07	1.00 U	0.25 U	25.50	0.29 U	0.27 U	0.23 U	0.40 U	0.28 U	--	0.25 U	0.34 U	0.18 U	0.25 U	1.00 U	0.32 U
3/27/08	0.21 U	0.15 U	14.78	0.13 U	0.15 U	0.26 U	0.43 U	--	1.73 U	0.15 U	0.12 U	0.22 U	0.20 U	0.50 U	0.28 U
3/9/09	0.76	0.20 U	9.71	0.12 U	0.13 U	0.12 U	0.23 U	--	1.25 U	0.20 U	0.17 U	0.11 U	0.11 U	1.20	0.12 U
9/22/09	0.65 J	1.00 U	11.80	1.00 U	1.00 U	1.00 U	2.00 U	1.00 U	0.66 J	1.00 U	1.00 U	1.00 U	1.00 U	1.00 U	1.00 U
7/28/10	0.80 J	1.00 U	13.00	1.00 U	1.00 U	1.00 U	2.00 U	20.00 U	--	1.00 U	1.00 U	1.00 U	1.00 U	1.00 U	1.00 U
9/21/10	0.74 J	2.00 U	7.71	2.00 U	2.00 U	2.00 U	4.00 U	2.00 U	0.77 J	2.00 U	2.00 U	2.00 U	2.00 U	2.00 U	2.00 U
4/20/11	1.00 U	1.00 U	6.60	1.00 U	1.00 U	1.00 U	--	1.00 U	2.00 U	1.00 U	1.00 U	--	1.00 U	1.00 U	1.00 U

Shaded concentrations represent MCL/GWPS exceedances

Printed on Recycled Paper

Gude Landfill
Monitoring Location OB01 - Volatile Organic Compounds

Printed 12/10/21

	Chloroform (ug/L)	Chloromethane (ug/L)	cis-1,2-Dichloroethene (ug/L)	cis-1,3-Dichloropropene (ug/L)	Dibromochloromethane (ug/L)	Ethylbenzene (ug/L)	m&p-Xylene (ug/L)	Methyl Iodide (ug/L)	Methyl Tertiary Butyl Ether (ug/L)	Methylene Bromide (ug/L)	Methylene Chloride (ug/L)	o-Xylene (ug/L)	Styrene (ug/L)	Tetrachloroethene (ug/L)	Toluene (ug/L)
9/8/11	1.00 U	1.00 U	1.00 U	1.00 U	1.00 U	1.00 U	--	1.00 U	2.00 U	1.00 U	1.00 U	--	1.00 U	1.00 U	1.00 U
3/7/12	1.00 U	1.00 U	6.20	1.00 U	1.00 U	1.00 U	--	1.00 U	1.00 U	1.00 U	1.00 U	--	1.00 U	1.00 U	1.00 U
9/13/12	1.00 U	1.00 U	1.00 U	1.00 U	1.00 U	1.00 U	2.00 U	5.00 U	5.00 U	1.00 U	1.00 U	1.00 U	1.00 U	1.00 U	1.00 U
4/2/13	1.38	1.00 U	6.68	1.00 U	1.00 U	1.00 U	2.00 U	5.12	5.00 U	1.00 U	1.00 U	1.00 U	1.00 U	1.00 U	1.00 U
9/17/13	1.00 U	1.00 U	1.90	1.00 U	1.00 U	1.00 U	2.00 U	5.00 U	5.00 U	1.00 U	1.00 U	1.00 U	1.00 U	1.00 U	1.00 U
3/6/14	1.00 U	1.00 U	2.81	1.00 U	1.00 U	1.00 U	2.00 U	5.00 U	5.00 U	1.00 U	1.00 U	1.00 U	1.00 U	1.00 U	1.00 U
9/2/14	1.00 U	1.00 U	2.39	1.00 U	1.00 U	1.00 U	2.00 U	5.00 U	5.00 U	1.00 U	1.00 U	1.00 U	1.00 U	1.00 U	1.00 U
3/19/15	1.00 U	1.00 U	2.97	1.00 U	1.00 U	1.00 U	2.00 U	5.00 U	5.00 U	1.00 U	1.00 U	1.00 U	1.00 U	1.00 U	1.00 U
8/31/15	1.00 U	1.00 U	1.63	1.00 U	1.00 U	1.00 U	2.00 U	5.00 U	5.00 U	1.00 U	1.00 U	1.00 U	1.00 U	1.00 U	1.00 U
3/17/16	1.00 U	1.00 U	1.79	1.00 U	1.00 U	1.00 U	2.00 U	5.00 U	5.00 U	1.00 U	1.00 U	1.00 U	1.00 U	1.00 U	1.00 U
9/1/16	1.00 U	1.00 U	1.59	1.00 U	1.00 U	1.00 U	2.00 U	5.00 U	5.00 U	1.00 U	1.00 U	1.00 U	1.00 U	1.00 U	1.00 U
3/13/17	1.00 U	1.00 U	1.00 U	1.00 U	1.00 U	1.00 U	2.00 U	5.00 U	5.00 U	1.00 U	1.00 U	1.00 U	1.00 U	1.00 U	1.00 U
9/11/17	1.00 U	1.00 U	1.00 U	1.00 U	1.00 U	1.00 U	2.00 U	5.00 U	5.00 U	1.00 U	1.00 U	1.00 U	1.00 U	1.00 U	1.00 U
4/4/18	1.00 U	1.00 U	1.00 U	1.00 U	1.00 U	1.00 U	2.00 U	5.00 U	5.00 U	1.00 U	1.00 U	1.00 U	1.00 U	1.00 U	1.00 U
9/4/18	1.00 U	1.00 U	1.00 U	1.00 U	1.00 U	1.00 U	2.00 U	5.00 U	5.00 U	1.00 U	1.00 U	1.00 U	1.00 U	1.00 U	1.00 U
4/17/19	1.00 U	1.00 U	1.20	1.00 U	1.00 U	1.00 U	1.00 U	1.00 U	1.00 U	1.00 U	1.00 U	1.00 U	1.00 U	1.00 U	1.00 U
8/8/19	1.00 U	1.00 U	1.50	1.00 U	1.00 U	1.00 U	1.00 U	1.00 U	1.00 U	1.00 U	1.00 U	1.00 U	1.00 U	1.00 U	1.00 U
3/12/20	1.00 U	1.00 U	1.00 U	1.00 U	1.00 U	1.00 U	1.00 U	1.00 U	1.00 U	1.00 U	1.00 U	1.00 U	1.00 U	1.00 U	1.00 U
8/5/20	1.00 U	1.00 U	1.00 U	1.00 U	1.00 U	1.00 U	1.00 U	1.00 U	1.00 U	1.00 U	1.00 U	1.00 U	1.00 U	1.00 U	1.00 U
3/23/21	1.00 U	1.00 U	1.00 U	1.00 U	1.00 U	1.00 U	1.00 U	1.00 U	1.00 U	1.00 U	1.00 U	1.00 U	1.00 U	1.00 U	1.00 U
9/8/21	1.00 U	1.00 U	1.00 U	1.00 U	1.00 U	1.00 U	1.00 U	1.00 U	1.00 U	1.00 U	1.00 U	1.00 U	1.00 U	1.00 U	1.00 U

Gude Landfill

Monitoring Location OB01 - Volatile Organic Compounds

	trans-1,2-Dichloroethene (ug/L)	trans-1,3-Dichloropropene (ug/L)	trans-1,4-Dichloro-2-butene (ug/L)	Trichloroethene (ug/L)	Trichlorofluoromethane (ug/L)	Vinyl Acetate (ug/L)	Vinyl Chloride (ug/L)	Xylene (ug/L)
MCL/ GWPS	100			5			2	10000
4/2/01	0.69	--	--	6.50	--	--	--	--
9/4/01	1.00 U	0.13 U	0.14 U	7.59	0.18 U	--	--	--
3/13/02	1.03	0.13 U	0.14 U	5.41	0.18 U	--	--	--
9/16/02	0.22 U	0.13 U	0.14 U	3.11	0.18 U	--	--	--
6/2/03	1.00 U	0.13 U	0.14 U	3.85	0.18 U	--	--	--
10/8/03	3.35	0.13 U	0.14 U	12.71	0.18 U	--	6.02	--
3/23/04	1.00 U	0.13 U	0.14 U	4.37	0.18 U	--	1.20	--
9/20/04	1.08	0.24 U	0.30 U	5.77	0.36 U	--	5.13	--
4/6/05	0.45 U	0.24 U	1.00 U	1.03	0.36 U	--	0.32 U	--
9/21/05	1.09	0.24 U	0.30 U	2.49	0.36 U	--	4.40	--
4/5/06	1.00 U	0.24 U	0.30 U	2.25	0.36 U	--	3.32	--
9/25/06	1.13	0.24 U	0.30 U	2.34	0.36 U	--	5.26	--
4/17/07	1.00 U	0.24 U	0.30 U	1.52	0.36 U	--	1.42	--
10/4/07	1.42	0.24 U	0.30 U	1.44	0.36 U	--	4.75	--
3/27/08	0.50	0.08 U	--	0.83	0.07 U	--	1.31	--
3/9/09	0.50 U	0.13 U	--	0.88	0.10 U	--	0.90	--
9/22/09	0.40 J	1.00 U	1.00 U	0.73 J	1.00 U	--	0.55 J	--
7/28/10	1.00 U	1.00 U	5.00 U	0.50 J	1.00 U	1.00 U	4.00	--
9/21/10	0.70 J	2.00 U	2.00 U	2.00 U	2.00 U	2.00 U	5.09	--
4/20/11	1.00 U	1.00 U	5.00 U	1.00 U	1.00 U	1.00 U	1.00 U	1.00 U

Gude Landfill

Printed 12/10/21

Monitoring Location OB01 - Volatile Organic Compounds

	trans-1,2-Dichloroethene (ug/L)	trans-1,3-Dichloropropene (ug/L)	trans-1,4-Dichloro-2-butene (ug/L)	Trichloroethene (ug/L)	Trichlorofluoromethane (ug/L)	Vinyl Acetate (ug/L)	Vinyl Chloride (ug/L)	Xylene (ug/L)
9/8/11	1.00 U	1.00 U	5.00 U	1.00 U	1.00 U	1.00 U	1.00 U	1.00 U
3/7/12	1.00 U	1.00 U	5.00 U	1.00 U	1.00 U	1.00 U	1.20	1.00 U
9/13/12	1.00 U	1.00 U	5.00 U	1.00 U	1.00 U	5.00 U	1.00 U	--
4/2/13	1.00 U	1.00 U	5.00 U	1.00 U	1.00 U	5.00 U	1.30	--
9/17/13	1.00 U	1.00 U	5.00 U	1.00 U	1.00 U	5.00 U	1.00 U	--
3/6/14	1.00 U	1.00 U	5.00 U	1.00 U	1.00 U	5.00 U	1.00 U	--
9/2/14	1.00 U	1.00 U	5.00 U	1.00 U	1.00 U	5.00 U	1.00 U	--
3/19/15	1.00 U	1.00 U	5.00 U	1.00 U	1.00 U	5.00 U	1.00 U	--
8/31/15	1.00 U	1.00 U	5.00 U	1.00 U	1.00 U	5.00 U	1.00 U	--
3/17/16	1.00 U	1.00 U	5.00 U	1.00 U	1.00 U	5.00 U	1.00 U	--
9/1/16	1.00 U	1.00 U	5.00 U	1.00 U	1.00 U	5.00 U	1.00 U	--
3/13/17	1.00 U	1.00 U	5.00 U	1.00 U	1.00 U	5.00 U	1.00 U	--
9/11/17	1.00 U	1.00 U	5.00 U	1.00 U	1.00 U	5.00 U	1.00 U	--
4/4/18	1.00 U	1.00 U	5.00 U	1.00 U	1.00 U	5.00 U	1.00 U	--
9/4/18	1.00 U	1.00 U	5.00 U	1.00 U	1.00 U	5.00 U	1.00 U	--
4/17/19	1.00 U	1.00 U	1.00 U	1.00 U	1.00 U	1.00 U	1.00 U	--
8/8/19	1.00 U	1.00 U	1.00 U	1.00 U	1.00 U	1.00 U	1.00 U	--
3/12/20	1.00 U	1.00 U	1.00 U	1.00 U	1.00 U	1.00 U	1.00 U	--
8/5/20	1.00 U	1.00 U	1.00 U	1.00 U	1.00 U	1.00 U	1.00 U	--
3/23/21	1.00 U	1.00 U	1.00 U	1.00 U	1.00 U	1.00 U	1.00 U	--
9/8/21	1.00 U	1.00 U	1.00 U	1.00 U	1.00 U	1.00 U	1.00 U	--

Gude Landfill
Monitoring Location OB02 - General Parameters

Printed 12/10/21

	Alkalinity (mg/L)	Ammonia Nitrogen (mg/L)	Chemical Oxygen Demand (mg/L)	Chloride (mg/L)	Cyanide, Total (mg/L)	Dissolved Oxygen, Field (mg/L)	Hardness (mg/L)	Nitrate (mg/L)	Nitrate+Nitrite (mg/L)	Nitrite (mg/L)	ORP, Field (mV)	pH, Field (SU)	pH, Lab (SU)	Phosphate (mg/L)
MCL/ GWPS					0.2			10		1				
4/2/01	--	--	--	76.7940	0.005 U	--	--	--	--	--	--	--	--	--
9/5/01	--	--	--	77.0228	0.003	--	--	--	--	--	--	--	--	--
3/12/02	--	--	--	80.4001	0.004	--	--	--	--	--	--	--	--	--
9/16/02	--	--	--	77.8282	0.001	--	--	--	--	--	--	--	--	--
6/2/03	--	--	--	84.7667	0.002 U	--	--	--	--	--	--	--	--	0.015
10/8/03	--	--	--	--	0.006	--	--	--	--	--	--	--	--	0.046
3/23/04	--	--	--	--	0.006	--	--	--	--	--	--	--	--	0.010 U
9/20/04	--	--	--	--	0.005 U	--	--	--	--	--	--	--	--	0.024
4/5/05	--	--	--	--	0.005 U	--	--	--	--	--	--	--	--	0.010 U
9/21/05	--	--	--	--	0.002 U	--	--	--	--	--	--	--	--	0.012
4/4/06	--	--	--	--	0.002 U	--	--	--	--	--	--	--	--	0.014
9/25/06	--	--	--	--	0.001 U	--	--	--	--	--	--	--	--	0.021
4/17/07	--	--	--	--	0.002 U	--	--	--	--	--	--	--	--	0.016
10/4/07	--	--	--	--	0.005 U	--	--	--	--	--	--	--	--	0.023
3/26/08	--	--	--	--	--	--	--	--	--	--	--	--	--	--
9/23/08	--	--	--	--	--	--	--	--	--	--	--	--	--	--
9/22/09	67.0	0.20 U	10.0 U	212.0000	--	--	350.0	0.2000 U	--	--	--	--	--	--
7/28/10	--	--	--	--	0.050 U	--	--	--	--	--	--	--	--	--
9/14/10	72.0	0.20 U	10.0 U	90.0000	--	--	169.0	0.2000 U	0.20 U	0.05 U	--	--	--	--

Gude Landfill
Monitoring Location OB02 - General Parameters

Printed 12/10/21

	Alkalinity (mg/L)	Ammonia Nitrogen (mg/L)	Chemical Oxygen Demand (mg/L)	Chloride (mg/L)	Cyanide, Total (mg/L)	Dissolved Oxygen, Field (mg/L)	Hardness (mg/L)	Nitrate (mg/L)	Nitrate+Nitrite (mg/L)	Nitrite (mg/L)	ORP, Field (mV)	pH, Field (SU)	pH, Lab (SU)	Phosphate (mg/L)
4/21/11	70.0	0.20 U	10.0 U	47.3000	--	--	130.0	0.2000 U	0.20 U	0.05 U	--	--	--	--
9/6/11	72.0	0.20 U	10.0 U	51.1000	--	--	125.0	0.2000 U	0.20 U	0.05 U	--	--	--	--
3/7/12	68.0	0.20 U	10.0 U	49.9000	--	--	116.0	0.2000 U	0.20 U	0.05 U	--	--	--	--
9/10/12	68.0	0.20 U	10.0 U	404.0000	--	--	500.0	0.5750	0.63	0.05 U	--	--	--	--
3/26/13	67.0	0.20 U	34.6	27.8000	--	0.05	86.0	0.2000 U	0.20 U	0.05 U	182.0	7.16	--	--
9/17/13	65.0	0.20 U	10.0 U	32.2000	--	0.04	98.0	0.2000 U	0.20 U	0.05 U	196.0	6.74	--	--
3/12/14	67.0	0.20 U	10.0 U	24.3000	--	0.07	106.0	0.2000 U	--	--	184.0	6.85	--	--
9/8/14	66.0	0.20 U	10.0 U	44.8000	--	1.67	118.0	0.2000 U	0.20 U	0.05 U	178.0	7.10	--	--
3/18/15	72.0	0.20 U	10.0 U	101.0000	--	0.00	170.0	0.2000 U	0.20 U	0.05 U	298.0	6.66	--	--
8/31/15	73.0	0.20 U	10.0 U	107.0000	--	3.05	202.0	0.2000 U	0.20 U	0.05 U	165.0	6.77	--	--
3/16/16	67.0	0.20 U	10.0 U	54.8000	--	0.00	120.0	0.2000 U	0.20 U	0.05 U	221.0	7.02	--	--
8/29/16	85.0	0.20 U	10.0 U	109.0000	--	--	196.0	0.2000 U	0.20 U	0.05 U	220.0	6.41	--	--
3/6/17	102.0	0.20 U	10.0 U	32.2000	--	4.11	112.0	0.2000 U	0.20 U	0.05 U	299.0	7.00	--	--
9/12/17	93.0	0.20 U	10.0 U	20.7000	--	12.40	170.0	0.2000 U	0.20 U	0.05 U	329.0	7.11	--	--
3/27/18	70.2	0.20 U	10.0 U	12.1000	--	--	82.0	0.2000 U	0.20 U	0.05 U	136.0	7.15	--	--
9/11/18	69.3	0.20 U	10.0 U	80.9000	--	--	156.0	0.2000 U	0.20 U	0.05 U	128.0	6.47	--	--
4/17/19	59.3	0.10 U	12.0	195.0000	--	0.29	260.0	0.2000 J	--	--	167.6	5.99	6.69	--
8/2/19	59.6	0.10 U	6.3	209.0000	--	0.29	287.0	0.2000 U	--	--	176.1	5.63	6.18	--
3/3/20	72.6	0.10 U	3.0 U	174.0000	--	0.42	252.0	0.2000 U	--	--	181.1	6.12	6.29	--
8/5/20	46.0	0.10 U	10.8	140.0000	--	1.10	225.0	0.2000 U	--	--	181.7	6.43	6.42	--
3/24/21	72.9	0.10 U	3.0 U	189.0000	--	0.41	249.0	0.0000	--	--	110.8	6.11	6.32	--
8/31/21	81.6	0.05 U	13.4	195.0000	--	0.91	285.0	0.0110 U	--	--	99.1	6.34	6.26	--

Gude Landfill

Monitoring Location OB02 - General Parameters

	Specific Conductivity, Field (uS/cm)	Specific Conductivity, Lab (umhos/cm)	Sulfate, total (mg/L)	Sulfide (mg/L)	Temperature, field (°C)	Total Dissolved Solids (mg/L)	Total Phenolics (mg/L)	Total Suspended Solids (mg/L)	Turbidity (NTU)	Turbidity, Field (NTU)
MCL/ GWPS										
4/2/01	--	--	--	--	--	--	--	--	4.100	--
9/5/01	--	--	--	--	--	--	--	--	15.600	--
3/12/02	--	--	--	--	--	--	--	--	9.110	--
9/16/02	--	--	--	--	--	--	--	--	5.000	--
6/2/03	--	--	--	--	--	--	0 U	--	3.400	--
10/8/03	--	--	--	--	--	--	0 U	--	--	--
3/23/04	--	--	--	--	--	--	0 U	--	--	--
9/20/04	--	--	--	--	--	--	0 U	--	--	--
4/5/05	--	--	--	--	--	--	0 U	--	--	--
9/21/05	--	--	--	--	--	--	0	--	--	--
4/4/06	--	--	--	--	--	--	0	--	--	--
9/25/06	--	--	--	--	--	--	0	--	--	--
4/17/07	--	--	--	--	--	--	0 U	--	--	--
10/4/07	--	--	--	--	--	--	0 U	--	--	--
3/26/08	--	--	--	--	--	--	0 U	--	--	--
9/23/08	--	--	--	--	--	--	0 U	--	--	--
9/22/09	--	--	13.50	--	--	780.0	--	--	10.300	--
7/28/10	--	--	--	3.0 U	--	--	--	--	--	--
9/14/10	--	--	7.38	--	--	388.0	--	--	2.600	--

Gude Landfill

Printed 12/10/21

Monitoring Location OB02 - General Parameters

	Specific Conductivity, Field (uS/cm)	Specific Conductivity, Lab (umhos/cm)	Sulfate, total (mg/L)	Sulfide (mg/L)	Temperature, field (°C)	Total Dissolved Solids (mg/L)	Total Phenolics (mg/L)	Total Suspended Solids (mg/L)	Turbidity (NTU)	Turbidity, Field (NTU)
4/21/11	--	--	4.24	--	--	336.0	--	--	33.300	--
9/6/11	--	--	5.87	--	--	1264.0	--	--	--	--
3/7/12	--	--	4.51	--	--	252.0	--	--	--	--
9/10/12	--	--	20.20	--	--	1124.0	--	--	--	--
3/26/13	252.9	--	5.14	--	14.0	152.0	--	--	--	7.50
9/17/13	229.3	--	4.79	--	15.5	174.0	--	--	--	35.30
3/12/14	199.0	--	4.96	--	14.7	178.0	--	--	--	83.20
9/8/14	268.0	--	5.54	--	15.3	166.0	--	--	--	10.50
3/18/15	388.5	--	7.29	--	11.5	286.0	--	--	--	23.90
8/31/15	508.5	--	6.27	--	19.4	320.0	--	--	--	14.90
3/16/16	301.1	--	6.19	--	18.3	263.0	--	--	--	3.00
8/29/16	484.7	--	8.24	--	17.4	382.0	--	--	--	16.40
3/6/17	222.8	--	5.25	--	10.8	115.0	--	--	--	7.70
9/12/17	193.5	--	5.33	--	14.4	150.0	--	--	--	--
3/27/18	159.0	--	5.25	--	11.9	133.0	--	--	--	5.90
9/11/18	402.5	--	6.49	--	14.9	262.0	--	--	--	8.60
4/17/19	889.0	719.0	15.80	--	13.9	642.0	--	10.6	8.470	6.40
8/2/19	0.8	826.0	20.00	--	16.1	616.0	--	4.2	3.910	0.44
3/3/20	687.0	717.0	14.40	--	15.8	494.0	--	12.0	11.300	7.30
8/5/20	594.0	636.0	11.40	--	20.5	374.0	--	12.3	10.700	14.50
3/24/21	674.0	784.0	14.90	--	14.2	464.0	--	8.9	4.180	0.30
8/31/21	835.0	791.0	14.20	--	23.2	333.0	--	6.1	5.070	7.00

Gude Landfill
Monitoring Location OB02 - Dissolved Metals

Printed 12/10/21

	Antimony, dissolved (mg/L)	Arsenic, dissolved (mg/L)	Barium, dissolved (mg/L)	Beryllium, dissolved (mg/L)	Cadmium, dissolved (mg/L)	Calcium, dissolved (mg/L)	Chromium, dissolved (mg/L)	Cobalt, dissolved (mg/L)	Copper, dissolved (mg/L)	Iron, dissolved (mg/L)	Lead, dissolved (mg/L)	Magnesium, dissolved (mg/L)	Manganese, dissolved (mg/L)	Mercury, dissolved (mg/L)
MCL/ GWPS	0.006	0.01	2	0.004	0.005		0.1				0.015			0.002
4/21/11	0.005 U	0.005 U	0.070	0.005 U	0.005 U	25.5	0.01 U	0.01 U	0.005 U	0.6	0.005 U	10.7	0.934	0.0002 U
9/6/11	--	--	--	--	--	--	--	--	--	--	--	--	--	--
3/7/12	0.005 U	0.005 U	0.063	0.005 U	0.005 U	28.5	0.01 U	0.01 U	0.005 U	0.9	0.005 U	11.5	0.839	0.0002 U
9/10/12	0.005 U	0.005 U	0.052	0.005 U	0.005 U	23.3	0.01 U	0.01 U	0.005 U	0.4	0.005 U	10.4	0.653	0.0002 U
3/26/13	0.005 U	0.005 U	0.049	0.005 U	0.005 U	20.9	0.01 U	0.01 U	0.011	0.3	0.005 U	8.9	0.623	0.0002 U
9/17/13	0.005 U	0.005 U	0.049	0.005 U	0.005 U	23.4	0.01 U	0.01 U	0.005 U	0.3	0.005 U	9.7	0.619	0.0002 U
3/12/14	0.005 U	0.005 U	0.041	0.005 U	0.005 U	19.9	0.01 U	0.01 U	0.005 U	0.4	0.005 U	7.4	0.592	0.0002 U
9/8/14	0.005 U	0.005 U	0.060	0.005 U	0.005 U	24.8	0.01 U	0.01 U	0.005 U	0.3	0.005 U	10.3	0.673	0.0002 U
3/18/15	0.002 U	0.002 U	0.059	0.002 U	0.004 U	18.0	0.01 U	0.01 U	0.002 U	0.3	0.002 U	8.7	0.390	0.0002 U
8/31/15	0.001 U	0.001 U	0.120	0.001 U	0.001 U	44.0	0.01	0.01 U	0.005 U	0.2	0.001 U	19.0	1.400	0.0002 U
3/16/16	0.002 U	0.002 U	0.075	0.002 U	0.002 U	28.0	0.00 U	0.00 U	0.002 U	0.2	0.002 U	11.8	0.700	0.0002 U
8/29/16	0.002 U	0.002 U	0.128	0.002 U	0.002 U	40.3	0.00 U	0.00 U	0.002 U	0.4	0.002 U	18.3	1.140	0.0002 U
3/6/17	0.002 U	0.002 U	0.051	0.002 U	0.002 U	23.5	0.00 U	0.00 U	0.002 U	0.2 U	0.002 U	9.2	0.246	0.0002 U
9/12/17	0.002 U	0.002 U	0.042	0.002 U	0.002 U	20.3	0.00 U	0.00 U	0.002 U	0.2 U	0.002 U	7.8	0.268	0.0002 U
3/27/18	0.002 U	0.002 U	0.030	0.002 U	0.002 U	17.1	0.00 U	0.00 U	0.002 U	0.2 U	0.002 U	6.3	0.258	0.0002 U
9/11/18	0.002 U	0.002 U	0.086	0.002 U	0.002 U	34.3	0.00 U	0.00 U	0.002 U	0.1	0.002 U	15.1	0.779	0.0002 U

Gude Landfill

Monitoring Location OB02 - Dissolved Metals

	Nickel, dissolved (mg/L)	Potassium, dissolved (mg/L)	Selenium, dissolved (mg/L)	Silver, dissolved (mg/L)	Sodium, dissolved (mg/L)	Thallium, dissolved (mg/L)	Vanadium, dissolved (mg/L)	Zinc, dissolved (mg/L)
MCL/ GWPS			0.05			0.002		
4/21/11	0.01 U	3.3	0.005 U	0.01 U	11.0	0.005 U	0.01 U	0.005 U
9/6/11	0.01 U	--	--	--	--	--	--	--
3/7/12	0.01 U	3.7	0.005 U	0.01 U	15.7	0.005 U	0.01 U	0.006
9/10/12	0.01	3.5	0.005 U	0.01 U	11.1	0.005 U	0.01 U	0.006
3/26/13	0.01 U	3.3	0.005 U	0.01 U	14.0	0.005 U	0.01 U	0.005 U
9/17/13	0.01 U	3.1	0.005 U	0.01 U	10.2	0.005 U	0.01 U	0.005
3/12/14	0.01 U	2.8	0.005 U	0.01 U	8.6	0.005 U	0.01 U	0.006
9/8/14	0.01 U	3.2	0.005 U	0.01 U	10.0	0.005 U	0.01 U	0.007
3/18/15	0.01 U	2.1	0.035 U	0.01 U	7.3	0.002 U	0.01 U	0.021
8/31/15	0.01	4.8	0.005 U	0.00 U	15.0	0.001 U	0.01 U	0.005 U
3/16/16	0.00 U	3.6	0.002 U	0.00 U	11.2	0.001 U	0.00 U	0.002 U
8/29/16	0.00	4.3	0.002 U	0.00 U	14.5	0.001 U	0.00 U	0.002 U
3/6/17	0.00 U	3.1	0.002 U	0.00 U	9.7	0.001 U	0.00 U	0.002 U
9/12/17	0.00 U	2.8	0.002 U	0.00 U	8.8	0.001 U	0.00 U	0.002 U
3/27/18	0.00 U	2.6	0.002 U	0.00 U	7.9	0.001 U	0.00 U	0.002 U
9/11/18	0.00	3.8	0.002 U	0.00 U	12.3	0.001 U	0.00 U	0.002 U

Gude Landfill
Monitoring Location OB02 - Total Metals

Printed 12/10/21

	Antimony, total (mg/L)	Arsenic, total (mg/L)	Barium, total (mg/L)	Beryllium, total (mg/L)	Boron, total (mg/L)	Cadmium, total (mg/L)	Calcium, total (mg/L)	Chromium, total (mg/L)	Cobalt, total (mg/L)	Copper, total (mg/L)	Iron, total (mg/L)	Lead, total (mg/L)
MCL/ GWPS	0.006	0.01	2	0.004		0.005		0.1				0.015
4/2/01	0.0007 U	0.0005 U	0.0540	0.0005 U	--	0.0020 U	--	0.0020 U	0.0007 U	0.0100 U	--	0.00200 U
9/5/01	0.0020 U	0.0020 U	0.1256	0.0017 U	--	0.0020 U	--	0.0020 U	0.0020 U	0.0121	--	0.01670
3/12/02	0.0020 U	0.0007 U	0.0838	0.0017 U	--	0.0020 U	--	0.0035	0.0020 U	0.0132	--	0.00510
9/16/02	0.0007 U	0.0020 U	0.1125	0.0004 U	--	0.0020 U	--	0.0026	0.0020 U	0.0137	--	0.00340
6/2/03	0.0007 U	0.0020 U	0.0524	0.0004 U	--	0.0004 U	--	0.0020 U	0.0020 U	0.0090	--	0.00200 U
10/8/03	0.0009 U	0.0020 U	0.1579	0.0016 U	--	0.0020 U	--	0.0020 U	0.0030	0.0100 U	--	0.00200 U
3/23/04	0.0009 U	0.0020 U	0.1567	0.0016 U	--	0.0007 U	--	0.0020 U	0.0020 U	0.0106	--	0.00200
9/20/04	0.0028 U	0.0020 U	0.1684	0.0012 U	--	0.0020 U	--	0.0020 U	0.0034	0.0154	--	0.00200 U
4/5/05	0.0028 U	0.0006 U	0.1443	0.0012 U	--	0.0020 U	--	0.0020 U	0.0020 U	0.0176	--	0.00200 U
9/21/05	0.0028 U	0.0020 U	0.1971	0.0012 U	--	0.0020 U	--	0.0020 U	0.0055	0.0267	--	0.00490
4/4/06	0.0006 U	0.0006 U	0.1508	0.0007 U	--	0.0020 U	--	0.0020 U	0.0020 U	0.0101	--	0.00220
9/25/06	0.0007 U	0.0008 U	0.2539	0.0009 U	--	0.0006 U	--	0.0020 U	0.0049	0.0054	--	0.00070 U
4/17/07	0.0007 U	0.0020 U	0.2817	0.0009 U	0.020 U	--	--	0.0020 U	0.0065	0.0080	--	0.00200 U
10/4/07	0.0020 U	0.0020 U	0.2464	0.0009 U	0.020 U	--	--	0.0020 U	0.0020 U	0.0192	--	0.00200 U
3/26/08	0.0005 U	0.0006 U	0.1635	0.0010 U	0.020 U	--	--	0.0008 U	0.0020 U	0.0052	--	0.00100 U
9/23/08	0.0010 U	0.0012 U	0.1338	0.0020 U	0.040 U	--	--	0.0016 U	0.0024 U	0.0074	--	0.00200 U
3/5/09	0.0020	0.0006 U	0.1568	0.0010 U	0.020 U	--	--	0.0008 U	0.0012 U	0.0055	--	0.00100 U
9/22/09	0.0020 U	0.0020 U	0.2960	0.0020 U	--	0.0020 U	60.60	0.0020 U	0.0057	0.0060	2.6600	0.00200 U
7/28/10	0.0010 U	0.0024	0.1500	0.0010 U	--	0.0012	--	0.0100	0.0081	0.0290	--	0.00960
9/14/10	0.0050 U	0.0050 U	0.1260	0.0050 U	--	0.0050 U	39.10	0.0050 U	0.0050 U	0.0069	0.8180	0.00500 U
4/21/11	0.0050 U	0.0050 U	0.5310	0.0050 U	--	0.0050 U	72.20	0.0050 U	0.0587	0.0050 U	25.2000 J	0.00500 U
9/6/11	0.0050 U	0.0050 U	0.0771	0.0050 U	--	0.0050 U	28.20	0.0050 U	0.0050 U	0.0050 U	0.7680	0.00500 U
3/7/12	0.0050 U	0.0050 U	0.0702	0.0050 U	--	0.0050 U	28.37	0.0050 U	0.0050 U	0.0063	1.1800	0.00500 U

Shaded concentrations represent MCL/GWPS exceedances

Printed on Recycled Paper

Gude Landfill
Monitoring Location OB02 - Total Metals

Printed 12/10/21

	Antimony, total (mg/L)	Arsenic, total (mg/L)	Barium, total (mg/L)	Beryllium, total (mg/L)	Boron, total (mg/L)	Cadmium, total (mg/L)	Calcium, total (mg/L)	Chromium, total (mg/L)	Cobalt, total (mg/L)	Copper, total (mg/L)	Iron, total (mg/L)	Lead, total (mg/L)
9/10/12	0.0050 U	0.0050 U	0.4270	0.0050 U	--	0.0050 U	103.00	0.0050 U	0.0050 U	0.0050 U	0.5860	0.00500 U
3/26/13	0.0050 U	0.0050 U	0.0500	0.0050 U	--	0.0050 U	20.90	0.0050 U	0.0050 U	0.0106	0.7250	0.00500 U
9/17/13	0.0050 U	0.0050 U	0.0524	0.0050 U	--	0.0050 U	23.60	0.0050 U	0.0050 U	0.0050 U	1.0100	0.00500 U
3/12/14	0.0050 U	0.0050 U	0.0575	0.0050 U	--	0.0050 U	23.30	0.0050 U	0.0050 U	0.0086	3.2700	0.00500 U
9/8/14	0.0050 U	0.0050 U	0.0636	0.0050 U	--	0.0050 U	23.60	0.0050 U	0.0050 U	0.0050 U	0.9220	0.00500 U
3/18/15	0.0020 U	0.0020 U	0.1200	0.0020 U	--	0.0040 U	35.00	0.0072 J	0.0100 U	0.0044 J	1.4000	0.00200 U
8/31/15	0.0010 U	0.0010 U	0.1300	0.0010 U	--	0.0005 U	42.00	0.0190	0.0050 U	0.0050 U	1.1000	0.00100 U
3/16/16	0.0020 U	0.0020 U	0.0814	0.0020 U	--	0.0020 U	39.00	0.0020 U	0.0020 U	0.0020 U	0.6120	0.00200 U
8/29/16	0.0050 U	0.0050 U	0.1470	0.0050 U	--	0.0050 U	49.70	0.0050 U	0.0050 U	0.0050 U	1.3600	0.00500 U
3/6/17	0.0050 U	0.0050 U	0.0687	0.0050 U	--	0.0050 U	25.30	0.0050 U	0.0050 U	0.0055	1.3000	0.00500 U
9/12/17	0.0050 U	0.0050 U	0.0574	0.0050 U	--	0.0050 U	22.50	0.0050 U	0.0050 U	0.0095	1.2300	0.00500 U
3/27/18	0.0050 U	0.0050 U	0.0433	0.0050 U	--	0.0050 U	18.90	0.0050 U	0.0050 U	0.0050 U	0.7380	0.00500 U
9/11/18	0.0050 U	0.0050 U	0.1040	0.0050 U	--	0.0050 U	36.10	0.0050 U	0.0050 U	0.0050 U	0.4060	0.00500 U
4/17/19	0.0010 U	0.0010 U	0.2990	0.0010 U	--	0.0010 U	49.40	0.0029	0.0051	0.0033	0.6570	0.00100 U
8/2/19	0.0010 U	0.0010 U	0.3330	0.0010 U	--	0.0010 U	55.10	0.0031	0.0060	0.0018	0.4980	0.00100 U
3/3/20	0.0010 U	0.0010 U	0.2360	0.0010 U	--	0.0010 U	50.80	0.0020	0.0072	0.0014	1.0400	0.00100 U
8/5/20	0.0010 U	0.0010 U	0.2410	0.0010 U	--	0.0010 U	45.10	0.0023	0.0101	0.0031	0.9470	0.00100 U
3/24/21	0.0010 U	0.0010 U	0.2480	0.0010 U	--	0.0010 U	49.90	0.0015	0.0101	0.0031	0.7050	0.00100 U
8/31/21	0.0010 U	0.0010 U	0.2660	0.0010 U	--	0.0010 U	58.10	0.0017	0.0082	0.0025	1.1800	0.00100 U

Gude Landfill
Monitoring Location OB02 - Total Metals

Printed 12/10/21

	Magnesium, total (mg/L)	Manganese, total (mg/L)	Mercury, total (mg/L)	Nickel, total (mg/L)	Potassium, total (mg/L)	Selenium, total (mg/L)	Silver, total (mg/L)	Sodium, total (mg/L)	Thallium, total (mg/L)	Tin, total (mg/L)	Vanadium, total (mg/L)
MCL/ GWPS			0.002			0.05			0.002		
4/2/01	--	0.11600	0.000100 U	0.0020 U	--	0.00180 U	0.0052 U	--	0.0009 U	0.2000 U	0.00060 U
9/5/01	--	0.91240	0.000100 U	0.0100 U	--	0.00200 U	0.0044 U	--	0.0027	0.2000 U	0.00200 U
3/12/02	--	0.42590	0.000100 U	0.0100 U	--	0.00090 U	0.0044 U	--	0.0009 U	0.2000 U	0.00070 U
9/16/02	--	0.43700	0.000100 U	0.0050	--	0.00120 U	0.0096 U	--	0.0010 U	0.0020	0.00030 U
6/2/03	--	0.12190	0.000200 U	0.0025	--	0.00120 U	0.0096 U	--	0.0010 U	0.0008 U	0.00030 U
10/8/03	--	1.42900	0.000200 U	0.0043	--	0.00070 U	0.0022 U	--	0.0004 U	0.0003 U	0.00200 U
3/23/04	--	0.55230	0.000200 U	0.0035	--	0.00070 U	0.0022 U	--	0.0004 U	0.0020 U	0.00200 U
9/20/04	--	1.25200	0.000100 U	0.0046	--	0.00100 U	0.0018 U	--	0.0006 U	0.0003 U	0.00200 U
4/5/05	--	0.23750	0.000100 U	0.0040	--	0.00100 U	0.0018 U	--	0.0006 U	0.0050 U	0.00200 U
9/21/05	--	1.31880	0.000100 U	0.0074	--	0.00200 U	0.0018 U	--	0.0006 U	0.0050 U	0.00210
4/4/06	--	0.14660	0.000100 U	0.0022	--	0.00150 U	0.0004 U	--	0.0004 U	0.0050 U	0.00040 U
9/25/06	--	1.31400	0.000200 U	0.0047	--	0.00080 U	0.0005 U	--	0.0007 U	0.0050 U	0.00070 U
4/17/07	--	--	0.000200 U	0.0088	--	0.00080 U	0.0005 U	--	0.0007 U	0.0500 U	0.00070 U
10/4/07	--	--	0.000200 U	0.0062	--	0.00080 U	0.0005 U	--	0.0007 U	0.0020 U	0.00070 U
3/26/08	--	--	0.000200 U	0.0028	--	0.00090 U	0.0008 U	--	0.0006 U	0.0500 U	0.00060 U
9/23/08	--	--	0.000200 U	0.0040 U	--	0.00180 U	0.0016 U	--	0.0012 U	0.0011 U	0.00120 U
3/5/09	--	--	0.000200 U	0.0021	--	0.00090 U	0.0008 U	--	0.0006 U	0.0011 U	0.00060 U
9/22/09	32.200	1.21000	0.000200 U	0.0082	5.910	0.00200 U	0.0020 U	22.60	0.0020 U	--	0.00200 U
7/28/10	--	--	0.000200 U	0.0130	--	0.00100 U	0.0010 U	--	0.0010 U	0.0050 U	0.01500
9/14/10	17.700	1.24000	0.000200 U	0.0050 U	4.430	0.00500 U	0.0050 U	17.80	0.0050 U	--	0.00500 U
4/21/11	59.300	10.10000	0.000200 U	0.0168	13.700 J	0.00500 U	0.0050 U	111.00 J	0.0050 U	--	0.00500 U
9/6/11	12.100	0.87600	0.000200 U	--	3.990	0.00500 U	0.0050 U	11.00	0.0050 U	--	0.00500 U
3/7/12	11.970	0.91900	0.000200 U	0.0050 U	3.760	0.00500 U	0.0050 U	15.64	0.0050 U	--	0.00500 U

Shaded concentrations represent MCL/GWPS exceedances

Printed on Recycled Paper

Gude Landfill
Monitoring Location OB02 - Total Metals

Printed 12/10/21

	Magnesium, total (mg/L)	Manganese, total (mg/L)	Mercury, total (mg/L)	Nickel, total (mg/L)	Potassium, total (mg/L)	Selenium, total (mg/L)	Silver, total (mg/L)	Sodium, total (mg/L)	Thallium, total (mg/L)	Tin, total (mg/L)	Vanadium, total (mg/L)
9/10/12	59.000	0.05820	0.000200 U	0.0050 U	5.690	0.00500 U	0.0050 U	34.50	0.0050 U	--	0.00500 U
3/26/13	9.450	0.60000	0.000200 U	0.0050 U	3.330	0.00500 U	0.0050 U	14.80	0.0050 U	--	0.00500 U
9/17/13	9.940	0.62300	0.000200 U	0.0050 U	3.250	0.00500 U	0.0050 U	10.20	0.0050 U	--	0.00500 U
3/12/14	9.400	0.68600	0.000200 U	0.0056	3.480	0.00500 U	0.0050 U	10.00	0.0050 U	--	0.00500 U
9/8/14	10.600	0.69900	0.000200 U	0.0050 U	3.270	0.00500 U	0.0050 U	10.30	0.0050 U	--	0.00500 U
3/18/15	17.000	0.84000	0.000200 U	0.0110 U	4.100	0.03500 U	0.0100 U	13.00	0.0020 U	--	0.01000 U
8/31/15	20.000	1.30000	0.000200 U	0.0180	5.000	0.00500 U	0.0010 U	15.00	0.0010 U	--	0.00500 U
3/16/16	16.600	0.80000	0.000200 U	0.0020 U	3.410	0.00200 U	0.0020 U	15.60	0.0010 U	--	0.00200 U
8/29/16	20.100	1.27000	0.000200 U	0.0050 U	4.530	0.00500 U	0.0050 U	15.70	0.0050 U	--	0.00500 U
3/6/17	9.900	0.57300	0.000200 U	0.0050 U	3.330	0.00500 U	0.0050 U	10.40	0.0050 U	--	0.00500 U
9/12/17	8.710	0.59300	0.000200 U	0.0050 U	3.000	0.00500 U	0.0050 U	9.39	0.0050 U	--	0.00500 U
3/27/18	6.840	0.60800	0.000200 U	0.0050 U	2.820	0.00500 U	0.0050 U	8.50	0.0050 U	--	0.00500 U
9/11/18	16.100	0.87900	0.000200 U	0.0050 U	4.110	0.00500 U	0.0050 U	13.40	0.0050 U	--	0.00500 U
4/17/19	33.100	1.18000	0.000100 U	0.0137	6.300	0.00100 U	0.0010 U	25.90	0.0010 U	--	0.00100 U
8/2/19	36.300	1.48000	0.000100 U	0.0153	6.890	0.00100 U	0.0010 U	27.60	0.0010 U	--	0.00100 U
3/3/20	30.300	1.74000	0.000100 U	0.0086	6.340	0.00100 U	0.0010 U	22.90	0.0010 U	--	0.00100 U
8/5/20	27.200	1.56000	0.000100 U	0.0086	6.070	0.00100 U	0.0010 U	21.80	0.0010 U	--	0.00100 U
3/24/21	30.300	1.46000	0.000100 U	0.0075	5.940	0.00100 U	0.0010 U	23.10	0.0010 U	--	0.00100 U
8/31/21	33.900	1.52000	0.000100 U	0.0077	6.630	0.00100 U	0.0010 U	25.80	0.0010 U	--	0.00100 U

Gude Landfill
Monitoring Location OB02 - Total Metals

Printed 12/10/21

	Zinc, total (mg/L)	
MCL/ GWPS		
4/2/01	0.01000	U
9/5/01	--	
3/12/02	--	
9/16/02	--	
6/2/03	--	
10/8/03	--	
3/23/04	--	
9/20/04	--	
4/5/05	--	
9/21/05	--	
4/4/06	--	
9/25/06	--	
4/17/07	0.01700	
10/4/07	0.01760	
3/26/08	0.01000	U
9/23/08	0.02000	U
3/5/09	0.01000	U
9/22/09	0.01000	U
7/28/10	0.04300	
9/14/10	0.00533	
4/21/11	0.00773	
9/6/11	0.00643	
3/7/12	0.00627	

Gude Landfill
Monitoring Location OB02 - Total Metals

Printed 12/10/21

Zinc, total (mg/L)

9/10/12	0.00860
3/26/13	0.00500 U
9/17/13	0.00616
3/12/14	0.01620
9/8/14	0.00818
3/18/15	0.01000 U
8/31/15	0.00500 U
3/16/16	0.00200 U
8/29/16	0.00587
3/6/17	0.00539
9/12/17	0.02660
3/27/18	0.03070
9/11/18	0.00500 U
4/17/19	0.02090
8/2/19	0.00400 U
3/3/20	0.00437
8/5/20	0.00456
3/24/21	0.00861 B
8/31/21	0.00608

Gude Landfill

Printed 12/10/21

Monitoring Location OB02 - Volatile Organic Compounds

	1,1,1,2-Tetrachloroethane (ug/L)	1,1,1-Trichloroethane (ug/L)	1,1,1,2-Tetrachloroethane (ug/L)	1,1,1,2-Trichloroethane (ug/L)	1,1-Dichloroethane (ug/L)	1,1-Dichloroethene (ug/L)	1,1-Dichloropropene (ug/L)	1,2,3-Trichloropropane (ug/L)	1,2-Dibromo-3-chloropropane (ug/L)	1,2-Dibromoethane (ug/L)	1,2-Dichlorobenzene (ug/L)	1,2-Dichloroethane (ug/L)	1,2-Dichloropropane (ug/L)	1,3-Dichloropropane (ug/L)	1,4-Dichlorobenzene (ug/L)
MCL/ GWPS	200		5		7				0.2	0.05	600	5	5		75
4/2/01	--	--	--	--	--	--	--	--	--	--	10.00 U	--	--	--	10.00 U
9/5/01	0.18 U	1.00 U	0.23 U	0.22 U	0.19 U	1.00 U	1.00 U	0.21 U	0.14 U	0.20 U	10.00 U	0.17 U	0.21 U	0.19 U	10.00 U
3/12/02	0.18 U	0.15 U	0.23 U	0.22 U	0.19 U	0.15 U	0.22 U	0.21 U	0.14 U	0.20 U	10.00 U	0.17 U	0.21 U	0.19 U	10.00 U
9/16/02	0.18 U	0.15 U	0.23 U	0.22 U	0.19 U	0.15 U	0.22 U	0.21 U	0.14 U	0.20 U	10.00 U	0.17 U	0.21 U	0.19 U	10.00 U
6/2/03	0.18 U	0.15 U	0.23 U	0.22 U	1.00 U	0.15 U	0.22 U	0.21 U	0.14 U	0.20 U	10.00 U	0.17 U	0.21 U	0.19 U	10.00 U
10/8/03	0.18 U	0.15 U	0.23 U	0.22 U	1.48	1.00 U	0.22 U	0.21 U	0.14 U	0.20 U	1.00 U	0.17 U	1.00 U	0.19 U	1.00 U
3/23/04	0.18 U	0.15 U	0.23 U	0.22 U	0.19 U	0.15 U	0.22 U	0.21 U	1.00 U	0.20 U	0.19 U	0.17 U	1.00 U	0.19 U	1.00 U
9/20/04	0.13 U	0.24 U	0.44 U	0.25 U	1.00 U	0.37 U	0.35 U	0.40 U	0.33 U	0.28 U	10.00 U	0.27 U	0.34 U	0.33 U	10.00 U
4/5/05	0.13 U	0.24 U	0.44 U	0.25 U	0.27 U	0.37 U	0.35 U	0.40 U	1.00 U	0.28 U	10.00 U	0.27 U	0.34 U	0.33 U	10.00 U
9/21/05	1.00 U	0.24 U	0.44 U	0.25 U	1.00 U	0.37 U	1.00 U	0.40 U	1.13	0.28 U	10.00 U	0.27 U	0.34 U	0.33 U	10.00 U
4/4/06	0.13 U	0.24 U	0.44 U	0.25 U	0.27 U	0.37 U	0.35 U	0.40 U	0.33 U	0.28 U	10.00 U	0.27 U	0.34 U	0.33 U	10.00 U
9/25/06	0.13 U	0.24 U	0.44 U	0.25 U	0.27 U	0.37 U	0.35 U	0.40 U	0.33 U	0.28 U	10.00 U	0.27 U	0.34 U	0.33 U	10.00 U
4/17/07	0.13 U	0.24 U	0.44 U	0.25 U	0.27 U	0.37 U	0.35 U	0.40 U	0.33 U	0.28 U	10.00 U	0.27 U	0.34 U	0.33 U	10.00 U
10/4/07	0.13 U	0.24 U	0.44 U	0.25 U	0.27 U	0.37 U	0.35 U	0.40 U	1.00 U	0.28 U	10.00 U	0.27 U	0.34 U	0.33 U	10.00 U
3/26/08	0.18 U	0.18 U	0.21 U	0.23 U	0.22 U	0.18 U	0.26 U	0.14 U	0.24 U	0.16 U	0.25 U	0.18 U	0.17 U	0.20 U	10.00 U
9/23/08	0.12 U	0.17 U	0.14 U	0.17 U	0.14 U	0.15 U	0.13 U	0.17 U	0.20 U	0.08 U	0.10 U	0.13 U	0.15 U	0.13 U	10.00 U
3/5/09	0.12 U	0.17 U	0.14 U	0.17 U	0.14 U	0.15 U	0.13 U	0.17 U	0.20 U	0.08 U	10.00 U	0.13 U	0.15 U	0.13 U	10.00 U
9/22/09	1.00 U	1.00 U	1.00 U	1.00 U	1.00 U	1.00 U	1.00 U	1.00 U	1.00 U	1.00 U	1.00 U	1.00 U	1.00 U	1.00 U	0.38 J
7/28/10	1.00 U	1.00 U	1.00 U	1.00 U	1.00 U	1.00 U	1.00 U	1.00 U	10.00 U	1.00 U	1.00 U	1.00 U	1.00 U	1.00 U	1.00 U
9/14/10	2.00 U	2.00 U	2.00 U	2.00 U	2.00 U	2.00 U	2.00 U	2.00 U	2.00 U	2.00 U	2.00 U	2.00 U	2.00 U	2.00 U	2.00 U

Shaded concentrations represent MCL/GWPS exceedances

Printed on Recycled Paper

Gude Landfill

Printed 12/10/21

Monitoring Location OB02 - Volatile Organic Compounds

	1,1,1,2-Tetrachloroethane (ug/L)	1,1,1-Trichloroethane (ug/L)	1,1,1,2-Tetrachloroethane (ug/L)	1,1,1,2-Trichloroethane (ug/L)	1,1-Dichloroethane (ug/L)	1,1-Dichloroethane (ug/L)	1,1-Dichloropropene (ug/L)	1,2,3-Trichloropropane (ug/L)	1,2-Dibromo-3-chloropropane (ug/L)	1,2-Dibromoethane (ug/L)	1,2-Dichlorobenzene (ug/L)	1,2-Dichloroethane (ug/L)	1,2-Dichloropropane (ug/L)	1,3-Dichloropropane (ug/L)	1,4-Dichlorobenzene (ug/L)	
4/21/11	1.00 U	1.00 U	1.00 U	1.00 U	1.00 U	1.00 U	--	1.00 U	1.00 U	1.00 U	1.00 U	1.00 U	1.00 U	1.00 U	--	1.00 U
9/6/11	1.00 U	1.00 U	1.00 U	1.00 U	1.00 U	1.00 U	--	1.00 U	1.00 U	1.00 U	1.00 U	1.00 U	1.00 U	1.00 U	--	1.00 U
3/7/12	1.00 U	1.00 U	1.00 U	1.00 U	1.00 U	1.00 U	--	1.00 U	1.00 U	1.00 U	1.00 U	1.00 U	1.00 U	1.00 U	--	1.00 U
9/10/12	1.00 U	1.00 U	1.00 U	1.00 U	1.00 U	1.00 U	1.00 U	1.00 U	1.00 U	1.00 U	1.00 U	1.00 U	1.00 U	1.00 U	1.00 U	1.00 U
3/26/13	1.00 U	1.00 U	1.00 U	1.00 U	1.00 U	1.00 U	1.00 U	1.00 U	1.00 U	1.00 U	1.00 U	1.00 U	1.00 U	1.00 U	1.00 U	1.00 U
9/17/13	1.00 U	1.00 U	1.00 U	1.00 U	1.00 U	1.00 U	1.00 U	1.00 U	1.00 U	1.00 U	1.00 U	1.00 U	1.00 U	1.00 U	1.00 U	1.00 U
3/12/14	1.00 U	1.00 U	1.00 U	1.00 U	1.00 U	1.00 U	1.00 U	1.00 U	1.00 U	1.00 U	--	1.00 U	1.00 U	1.00 U	1.00 U	1.00 U
9/8/14	1.00 U	1.00 U	1.00 U	1.00 U	1.00 U	1.00 U	1.00 U	1.00 U	1.00 U	1.00 U	1.00 U	1.00 U	1.00 U	1.00 U	1.00 U	1.00 U
3/18/15	1.00 U	1.00 U	1.00 U	1.00 U	1.00 U	1.00 U	1.00 U	1.00 U	1.00 U	1.00 U	1.00 U	1.00 U	1.00 U	1.00 U	1.00 U	1.00 U
8/31/15	1.00 U	1.00 U	1.00 U	1.00 U	1.00 U	1.00 U	1.00 U	1.00 U	1.00 U	1.00 U	1.00 U	1.00 U	1.00 U	1.00 U	1.00 U	1.00 U
3/16/16	1.00 U	1.00 U	1.00 U	1.00 U	1.00 U	1.00 U	1.00 U	1.00 U	1.00 U	1.00 U	1.00 U	1.00 U	1.00 U	1.00 U	1.00 U	1.00 U
8/29/16	1.00 U	1.00 U	1.00 U	1.00 U	1.00 U	1.00 U	1.00 U	1.00 U	1.00 U	1.00 U	1.00 U	1.00 U	1.00 U	1.00 U	1.00 U	1.00 U
3/6/17	1.00 U	1.00 U	1.00 U	1.00 U	1.00 U	1.00 U	1.00 U	1.00 U	1.00 U	1.00 U	1.00 U	1.00 U	1.00 U	1.00 U	1.00 U	1.00 U
9/12/17	1.00 U	1.00 U	1.00 U	1.00 U	1.00 U	1.00 U	1.00 U	1.00 U	1.00 U	1.00 U	1.00 U	1.00 U	1.00 U	1.00 U	1.00 U	1.00 U
3/27/18	1.00 U	1.00 U	1.00 U	1.00 U	1.00 U	1.00 U	1.00 U	1.00 U	1.00 U	1.00 U	1.00 U	1.00 U	1.00 U	1.00 U	1.00 U	1.00 U
9/11/18	1.00 U	1.00 U	1.00 U	1.00 U	1.00 U	1.00 U	1.00 U	1.00 U	1.00 U	1.00 U	1.00 U	1.00 U	1.00 U	1.00 U	1.00 U	1.00 U
4/17/19	1.00 U	1.00 U	1.00 U	1.00 U	1.00 U	1.00 U	1.00 U	1.00 U	1.00 U	1.00 U	1.00 U	1.00 U	1.00 U	1.00 U	1.00 U	1.00 U
8/2/19	1.00 U	1.00 U	1.00 U	1.00 U	1.00 U	1.00 U	1.00 U	1.00 U	1.00 U	1.00 U	1.00 U	1.00 U	1.00 U	1.00 U	1.00 U	1.00 U
3/3/20	1.00 U	1.00 U	1.00 U	1.00 U	1.00 U	1.00 U	1.00 U	1.00 U	1.00 U	1.00 U	1.00 U	1.00 U	1.00 U	1.00 U	1.00 U	1.00 U
8/5/20	1.00 U	1.00 U	1.00 U	1.00 U	1.00 U	1.00 U	1.00 U	1.00 U	0.05 U	0.02 U	1.00 U	1.00 U	1.00 U	1.00 U	1.00 U	1.00 U
3/24/21	1.00 U	1.00 U	1.00 U	1.00 U	1.00 U	1.00 U	1.00 U	1.00 U	0.05 U	0.02 U	1.00 U	1.00 U	1.00 U	1.00 U	1.00 U	1.00 U
8/31/21	1.00 U	1.00 U	1.00 U	1.00 U	1.00 U	1.00 U	1.00 U	1.00 U	0.05 U	0.02 U	1.00 U	1.00 U	1.00 U	1.00 U	1.00 U	1.00 U

Gude Landfill
Monitoring Location OB02 - Volatile Organic Compounds

Printed 12/10/21

	2,2-Dichloropropane (ug/L)	2-Butanone (ug/L)	2-Hexanone (ug/L)	4-Methyl-2-Pentanone (ug/L)	Acetone (ug/L)	Acrylonitrile (ug/L)	Benzene (ug/L)	Bromochloromethane (ug/L)	Bromodichloromethane (ug/L)	Bromoform (ug/L)	Bromomethane (ug/L)	Carbon Disulfide (ug/L)	Carbon Tetrachloride (ug/L)	Chlorobenzene (ug/L)	Chloroethane (ug/L)
MCL/ GWPS							5		80	80			5	100	
4/2/01	--	--	--	--	--	--	--	--	--	--	--	--	--	--	--
9/5/01	1.00 U	--	0.18 U	--	0.15 U	--	1.00 U	0.20 U	0.18 U	0.14 U	1.00 U	1.92	1.00 U	1.00 U	1.00 U
3/12/02	0.11 U	--	0.18 U	--	0.15 U	--	0.21 U	0.20 U	0.18 U	0.14 U	1.00 U	0.38 U	0.15 U	0.28 U	0.20 U
9/16/02	0.11 U	--	0.18 U	--	0.15 U	--	0.21 U	0.20 U	0.18 U	0.14 U	0.15 U	0.38 U	0.15 U	0.28 U	0.20 U
6/2/03	0.11 U	--	0.18 U	--	0.15 U	--	0.21 U	0.20 U	0.18 U	0.14 U	0.15 U	0.38 U	0.15 U	0.28 U	0.20 U
10/8/03	0.11 U	0.42	0.18 U	--	0.15 U	--	1.00 U	0.20 U	0.18 U	0.14 U	1.00 U	0.38 U	0.15 U	0.28 U	1.00 U
3/23/04	0.11 U	5.33	0.18 U	--	1.00 U	--	1.00 U	0.20 U	0.18 U	0.14 U	1.00 U	1.00 U	0.15 U	0.28 U	0.20 U
9/20/04	0.23 U	0.29 U	0.19 U	--	0.39 U	--	1.00 U	0.34 U	0.31 U	0.27 U	0.31 U	0.75 U	0.25 U	0.40 U	0.31 U
4/5/05	0.23 U	0.29 U	1.00 U	--	0.39 U	--	0.28 U	0.34 U	0.31 U	0.27 U	0.31 U	0.75 U	0.25 U	0.40 U	0.31 U
9/21/05	0.23 U	1.00 U	1.00 U	--	0.39 U	--	0.28 U	0.34 U	0.31 U	0.27 U	0.31 U	2.50 U	0.25 U	1.00 U	0.31 U
4/4/06	0.23 U	0.29 U	0.19 U	--	0.39 U	--	0.28 U	0.34 U	0.31 U	0.27 U	0.31 U	0.75 U	0.25 U	0.40 U	0.31 U
9/25/06	0.23 U	0.29 U	0.19 U	--	0.39 U	--	0.28 U	0.34 U	0.31 U	0.27 U	0.31 U	0.75 U	0.25 U	0.40 U	0.31 U
4/17/07	0.23 U	1.00 U	0.19 U	--	0.39 U	--	0.28 U	0.34 U	0.31 U	0.27 U	0.31 U	0.75 U	0.25 U	0.40 U	0.31 U
10/4/07	0.23 U	0.29 U	0.19 U	--	0.39 U	--	0.28 U	0.34 U	0.31 U	0.27 U	0.31 U	0.75 U	0.25 U	0.40 U	0.31 U
3/26/08	0.19 U	--	--	--	--	--	0.24 U	0.12 U	0.19 U	0.12 U	0.50 U	--	0.13 U	0.17 U	0.10 U
9/23/08	0.22 U	--	--	--	--	--	0.09 U	0.14 U	0.11 U	0.16 U	0.12 U	--	0.14 U	0.16 U	0.13 U
3/5/09	0.22 U	--	--	--	--	--	0.09 U	0.14 U	0.11 U	0.16 U	0.12 U	--	0.14 U	0.16 U	0.13 U
9/22/09	1.00 U	1.00 U	1.00 U	1.00 U	0.61 J	1.00 U	1.00 U	1.00 U	1.00 U	1.00 U	1.00 U	2.50 U	1.00 U	1.00 U	1.00 U
7/28/10	1.00 U	10.00 U	5.00 U	5.00 U	5.00 U	10.00 U	1.00 U	1.00 U	1.00 U	5.00 U	1.00 U	1.00 U	1.00 U	1.00 U	1.00 U
9/14/10	2.00 U	2.00 U	2.00 U	2.00 U	2.00 U	2.00 U	2.00 U	2.00 U	2.00 U	2.00 U	2.00 U	5.00 U	2.00 U	2.00 U	2.00 U

Shaded concentrations represent MCL/GWPS exceedances

Printed on Recycled Paper

Gude Landfill
Monitoring Location OB02 - Volatile Organic Compounds

Printed 12/10/21

	2,2-Dichloropropane (ug/L)	2-Butanone (ug/L)	2-Hexanone (ug/L)	4-Methyl-2-Pentanone (ug/L)	Acetone (ug/L)	Acrylonitrile (ug/L)	Benzene (ug/L)	Bromochloromethane (ug/L)	Bromodichloromethane (ug/L)	Bromoform (ug/L)	Bromomethane (ug/L)	Carbon Disulfide (ug/L)	Carbon Tetrachloride (ug/L)	Chlorobenzene (ug/L)	Chloroethane (ug/L)
4/21/11	--	5.00 U	5.00 U	5.00 U	5.00 U	5.00 U	1.00 U	1.00 U	1.00 U	1.00 U	1.00 U	1.00 U	1.00 U	1.00 U	1.00 U
9/6/11	--	5.00 U	5.00 U	5.00 U	5.00 U	5.00 U	1.00 U	1.00 U	1.00 U	1.00 U	1.00 U	1.00 U	1.00 U	1.00 U	1.00 U
3/7/12	--	5.00 U	5.00 U	5.00 U	5.00 U	5.00 U	1.00 U	1.00 U	1.00 U	1.00 U	1.00 U	1.00 U	1.00 U	1.00 U	1.00 U
9/10/12	1.00 U	5.00 U	5.00 U	5.00 U	5.00 U	5.00 U	1.00 U	1.00 U	1.00 U	1.00 U	1.00 U	5.00 U	1.00 U	1.00 U	1.00 U
3/26/13	1.00 U	5.00 U	5.00 U	5.00 U	5.00 U	5.00 U	1.00 U	1.00 U	1.00 U	1.00 U	1.00 U	5.00 U	1.00 U	1.00 U	1.00 U
9/17/13	1.00 U	5.00 U	5.00 U	5.00 U	5.00 U	5.00 U	1.00 U	1.00 U	1.00 U	1.00 U	1.00 U	5.00 U	1.00 U	1.00 U	1.00 U
3/12/14	1.00 U	5.00 U	5.00 U	5.00 U	5.00 U	5.00 U	1.00 U	--	1.00 U	1.00 U	1.00 U	5.00 U	1.00 U	1.00 U	1.00 U
9/8/14	1.00 U	5.00 U	5.00 U	5.00 U	5.00 U	5.00 U	1.00 U	1.00 U	1.00 U	1.00 U	1.00 U	5.00 U	1.00 U	1.00 U	1.00 U
3/18/15	1.00 U	5.00 U	5.00 U	5.00 U	14.50	5.00 U	1.00 U	1.00 U	1.00 U	1.00 U	1.00 U	5.00 U	1.00 U	1.00 U	1.00 U
8/31/15	1.00 U	5.00 U	5.00 U	5.00 U	5.00 U	5.00 U	1.00 U	1.00 U	1.00 U	1.00 U	1.00 U	5.00 U	1.00 U	1.00 U	1.00 U
3/16/16	1.00 U	5.00 U	5.00 U	5.00 U	5.00 U	5.00 U	1.00 U	1.00 U	1.00 U	1.00 U	1.00 U	5.00 U	1.00 U	1.00 U	1.00 U
8/29/16	1.00 U	5.00 U	5.00 U	5.00 U	5.00 U	5.00 U	1.00 U	1.00 U	1.00 U	1.00 U	1.00 U	5.00 U	1.00 U	1.00 U	1.00 U
3/6/17	1.00 U	5.00 U	5.00 U	5.00 U	5.00 U	5.00 U	1.00 U	1.00 U	1.00 U	1.00 U	1.00 U	5.00 U	1.00 U	1.00 U	1.00 U
9/12/17	1.00 U	5.00 U	5.00 U	5.00 U	5.00 U	5.00 U	1.00 U	1.00 U	1.00 U	1.00 U	1.00 U	5.00 U	1.00 U	1.00 U	1.00 U
3/27/18	1.00 U	5.00 U	5.00 U	5.00 U	5.00 U	5.00 U	1.00 U	1.00 U	1.00 U	1.00 U	1.00 U	5.00 U	1.00 U	1.00 U	1.00 U
9/11/18	1.00 U	5.00 U	5.00 U	5.00 U	5.00 U	5.00 U	1.00 U	1.00 U	1.00 U	1.00 U	1.00 U	5.00 U	1.00 U	1.00 U	1.00 U
4/17/19	1.00 U	5.00 U	5.00 U	5.00 U	7.40 B	5.00 U	1.00 U	1.00 U	1.00 U	1.00 U	1.00 U	1.00 U	1.00 U	1.00 U	1.00 U
8/2/19	1.00 U	5.00 U	5.00 U	5.00 U	5.00 U	5.00 U	1.00 U	1.00 U	1.00 U	1.00 U	1.00 U	1.00 U	1.00 U	1.00 U	1.00 U
3/3/20	1.00 U	5.00 U	5.00 U	5.00 U	5.00 U	5.00 U	1.00 U	1.00 U	1.00 U	1.00 U	1.00 U	1.00 U	1.00 U	1.00 U	1.00 U
8/5/20	1.00 U	5.00 U	5.00 U	5.00 U	5.00 U	5.00 U	1.00 U	1.00 U	1.00 U	1.00 U	1.00 U	1.00 U	1.00 U	1.00 U	1.00 U
3/24/21	1.00 U	5.00 U	5.00 U	5.00 U	5.00 U	5.00 U	1.00 U	1.00 U	1.00 U	1.00 U	1.00 U	1.00 U	1.00 U	1.00 U	1.00 U
8/31/21	1.00 U	5.00 U	5.00 U	5.00 U	5.00 U	5.00 U	1.00 U	1.00 U	1.00 U	1.00 U	1.00 U	1.00 U	1.00 U	1.00 U	1.00 U

Gude Landfill
Monitoring Location OB02 - Volatile Organic Compounds

Printed 12/10/21

	Chloroform (ug/L)	Chloromethane (ug/L)	cis-1,2-Dichloroethene (ug/L)	cis-1,3-Dichloropropene (ug/L)	Dibromochloromethane (ug/L)	Ethylbenzene (ug/L)	m&p-Xylene (ug/L)	Methyl Iodide (ug/L)	Methyl Tertiary Butyl Ether (ug/L)	Methylene Bromide (ug/L)	Methylene Chloride (ug/L)	o-Xylene (ug/L)	Styrene (ug/L)	Tetrachloroethene (ug/L)	Toluene (ug/L)
MCL/ GWPS	80		70		80	700	10000				5	10000	100	5	1000
4/2/01	--	--	--	--	--	--	0.06	--	--	--	--	--	--	0.13	--
9/5/01	0.23 U	1.00 U	0.22 U	0.19 U	0.17 U	1.00 U	1.00 U	1.00 U	--	0.22 U	1.00 U	0.27 U	1.00 U	1.35	1.00 U
3/12/02	0.23 U	0.21 U	0.22 U	0.19 U	0.17 U	0.26 U	0.28 U	0.17 U	--	0.22 U	0.21 U	0.27 U	0.21 U	1.00 U	0.24 U
9/16/02	0.23 U	0.21 U	1.00 U	0.19 U	0.17 U	0.26 U	0.28 U	1.00 U	--	0.22 U	0.21 U	0.27 U	0.21 U	0.17 U	0.24 U
6/2/03	0.23 U	0.21 U	1.90	0.19 U	0.17 U	0.26 U	1.00 U	0.17 U	--	0.22 U	0.21 U	0.27 U	0.21 U	1.84	0.24 U
10/8/03	0.23 U	0.21 U	50.54	0.19 U	0.17 U	0.26 U	1.00 U	0.17 U	--	0.22 U	0.21 U	0.27 U	0.21 U	2.89	1.00 U
3/23/04	0.23 U	1.00 U	21.16	0.19 U	0.17 U	0.26 U	0.28 U	1.00 U	--	0.22 U	0.21 U	0.27 U	0.21 U	0.17 U	0.24 U
9/20/04	0.27 U	0.25 U	12.61	0.29 U	0.27 U	0.23 U	0.40 U	0.28 U	--	0.25 U	0.34 U	0.18 U	0.25 U	1.00 U	0.32 U
4/5/05	0.27 U	0.25 U	4.53	0.29 U	0.27 U	0.23 U	2.00 U	0.28 U	--	0.25 U	0.34 U	0.18 U	0.25 U	1.00 U	0.32 U
9/21/05	0.27 U	1.00 U	6.06	0.29 U	0.27 U	1.00 U	2.00 U	0.28 U	--	0.25 U	0.34 U	1.00 U	1.00 U	1.67	1.00 U
4/4/06	0.27 U	0.25 U	1.79	0.29 U	0.27 U	0.23 U	0.40 U	0.28 U	--	0.25 U	0.34 U	0.18 U	0.25 U	0.36 U	0.32 U
9/25/06	0.27 U	0.25 U	1.41	0.29 U	0.27 U	0.23 U	0.40 U	0.28 U	--	0.25 U	0.34 U	0.18 U	0.25 U	0.36 U	0.32 U
4/17/07	0.27 U	0.25 U	1.14	0.29 U	0.27 U	0.23 U	0.40 U	1.00 U	--	0.25 U	0.34 U	0.18 U	0.25 U	0.36 U	0.32 U
10/4/07	0.27 U	0.25 U	1.19	0.29 U	0.27 U	0.23 U	0.40 U	0.28 U	--	0.25 U	0.34 U	0.18 U	0.25 U	1.00 U	0.32 U
3/26/08	0.21 U	0.15 U	1.96	0.13 U	0.15 U	0.26 U	0.43 U	--	1.73 U	0.15 U	0.12 U	0.22 U	0.20 U	0.20 U	0.28 U
9/23/08	0.12 U	0.20 U	1.38	0.12 U	0.13 U	0.12 U	0.23 U	--	1.25 U	0.20 U	0.17 U	0.11 U	0.11 U	0.50 U	0.12 U
3/5/09	0.12 U	0.20 U	1.15	0.12 U	0.13 U	0.12 U	0.23 U	--	1.25 U	0.20 U	0.17 U	0.11 U	0.11 U	0.16 U	0.12 U
9/22/09	1.00 U	1.00 U	0.71 J	1.00 U	1.00 U	1.00 U	2.00 U	1.00 U	1.00 U	1.00 U	1.00 U	1.00 U	1.00 U	0.55 J	1.00 U
7/28/10	1.00 U	1.00 U	1.00 U	1.00 U	1.00 U	1.00 U	2.00 U	20.00 U	--	1.00 U	1.00 U	1.00 U	1.00 U	1.00 U	1.00 U
9/14/10	2.00 U	2.00 U	2.00 U	2.00 U	2.00 U	2.00 U	4.00 U	2.00 U	2.00 U	2.00 U	2.00 U	2.00 U	2.00 U	2.00 U	2.00 U

Shaded concentrations represent MCL/GWPS exceedances

Printed on Recycled Paper

Gude Landfill
Monitoring Location OB02 - Volatile Organic Compounds

Printed 12/10/21

	Chloroform (ug/L)	Chloromethane (ug/L)	cis-1,2-Dichloroethene (ug/L)	cis-1,3-Dichloropropene (ug/L)	Dibromochloromethane (ug/L)	Ethylbenzene (ug/L)	m&p-Xylene (ug/L)	Methyl Iodide (ug/L)	Methyl Tertiary Butyl Ether (ug/L)	Methylene Bromide (ug/L)	Methylene Chloride (ug/L)	o-Xylene (ug/L)	Styrene (ug/L)	Tetrachloroethene (ug/L)	Toluene (ug/L)
4/21/11	1.00 U	1.00 U	1.00 U	1.00 U	1.00 U	1.00 U	--	1.00 U	2.00 U	1.00 U	1.00 U	--	1.00 U	1.00 U	1.00 U
9/6/11	1.00 U	1.00 U	1.00 U	1.00 U	1.00 U	1.00 U	--	1.00 U	2.00 U	1.00 U	1.00 U	--	1.00 U	1.00 U	1.00 U
3/7/12	1.00 U	1.00 U	1.00 U	1.00 U	1.00 U	1.00 U	--	1.00 U	1.00 U	1.00 U	1.00 U	--	1.00 U	1.00 U	1.00 U
9/10/12	1.00 U	1.00 U	1.00 U	1.00 U	1.00 U	1.00 U	2.00 U	5.00 U	5.00 U	1.00 U	1.00 U	1.00 U	1.00 U	1.00 U	1.00 U
3/26/13	1.00 U	1.00 U	1.00 U	1.00 U	1.00 U	1.00 U	2.00 U	5.00 U	5.00 U	1.00 U	1.00 U	1.00 U	1.00 U	1.00 U	1.00 U
9/17/13	1.00 U	1.00 U	1.00 U	1.00 U	1.00 U	1.00 U	2.00 U	5.00 U	5.00 U	1.00 U	1.00 U	1.00 U	1.00 U	1.00 U	1.00 U
3/12/14	1.00 U	1.00 U	1.00 U	1.00 U	1.00 U	1.00 U	2.00 U	5.00 U	5.00 U	1.00 U	1.00 U	1.00 U	1.00 U	1.00 U	1.00 U
9/8/14	1.00 U	1.00 U	1.00 U	1.00 U	1.00 U	1.00 U	2.00 U	5.00 U	5.00 U	1.00 U	1.00 U	1.00 U	1.00 U	1.00 U	1.00 U
3/18/15	1.00 U	1.00 U	1.00 U	1.00 U	1.00 U	1.00 U	2.00 U	5.00 U	5.00 U	1.00 U	1.00 U	1.00 U	1.00 U	1.00 U	1.00 U
8/31/15	1.00 U	1.00 U	1.00 U	1.00 U	1.00 U	1.00 U	2.00 U	5.00 U	5.00 U	1.00 U	1.00 U	1.00 U	1.00 U	1.00 U	1.00 U
3/16/16	1.00 U	1.00 U	1.00 U	1.00 U	1.00 U	1.00 U	2.00 U	5.00 U	5.00 U	1.00 U	1.00 U	1.00 U	1.00 U	1.00 U	1.00 U
8/29/16	1.00 U	1.00 U	1.00 U	1.00 U	1.00 U	1.00 U	2.00 U	5.00 U	5.00 U	1.00 U	1.00 U	1.00 U	1.00 U	1.00 U	1.00 U
3/6/17	1.00 U	1.00 U	1.00 U	1.00 U	1.00 U	1.00 U	2.00 U	5.00 U	5.00 U	1.00 U	1.00 U	1.00 U	1.00 U	1.00 U	1.00 U
9/12/17	1.00 U	1.00 U	1.00 U	1.00 U	1.00 U	1.00 U	2.00 U	5.00 U	5.00 U	1.00 U	1.00 U	1.00 U	1.00 U	1.00 U	1.00 U
3/27/18	1.00 U	1.00 U	1.00 U	1.00 U	1.00 U	1.00 U	2.00 U	5.00 U	5.00 U	1.00 U	1.00 U	1.00 U	1.00 U	1.00 U	1.00 U
9/11/18	1.00 U	1.00 U	1.00 U	1.00 U	1.00 U	1.00 U	2.00 U	5.00 U	5.00 U	1.00 U	1.00 U	1.00 U	1.00 U	1.00 U	1.00 U
4/17/19	1.00 U	1.00 U	1.00 U	1.00 U	1.00 U	1.00 U	1.00 U	1.00 U	1.00 U	1.00 U	1.00 U	1.00 U	1.00 U	1.00 U	1.00 U
8/2/19	1.00 U	1.00 U	1.00 U	1.00 U	1.00 U	1.00 U	1.00 U	1.00 U	1.00 U	1.00 U	1.00 U	1.00 U	1.00 U	1.00 U	1.00 U
3/3/20	1.00 U	1.00 U	1.00 U	1.00 U	1.00 U	1.00 U	1.00 U	1.00 U	1.00 U	1.00 U	1.00 U	1.00 U	1.00 U	1.00 U	1.00 U
8/5/20	1.00 U	1.00 U	1.00 U	1.00 U	1.00 U	1.00 U	1.00 U	1.00 U	1.00 U	1.00 U	1.00 U	1.00 U	1.00 U	1.00 U	1.00 U
3/24/21	1.00 U	1.00 U	1.00 U	1.00 U	1.00 U	1.00 U	1.00 U	1.00 U	1.00 U	1.00 U	1.00 U	1.00 U	1.00 U	1.00 U	1.00 U
8/31/21	1.00 U	1.00 U	1.00 U	1.00 U	1.00 U	1.00 U	1.00 U	1.00 U	1.00 U	1.00 U	1.00 U	1.00 U	1.00 U	1.00 U	1.00 U

Gude Landfill

Printed 12/10/21

Monitoring Location OB02 - Volatile Organic Compounds

	trans-1,2-Dichloroethene (ug/L)	trans-1,3-Dichloropropene (ug/L)	trans-1,4-Dichloro-2-butene (ug/L)	Trichloroethene (ug/L)	Trichlorofluoromethane (ug/L)	Vinyl Acetate (ug/L)	Vinyl Chloride (ug/L)	Xylene (ug/L)
MCL/ GWPS	100			5			2	10000
4/2/01	--	--	--	--	--	--	--	--
9/5/01	1.00 U	0.13 U	1.00 U	1.00 U	1.12	--	--	--
3/12/02	0.22 U	0.13 U	0.14 U	0.19 U	0.18 U	--	--	--
9/16/02	0.22 U	0.13 U	0.14 U	0.19 U	0.18 U	--	--	--
6/2/03	0.22 U	0.13 U	0.14 U	1.00 U	0.18 U	--	--	--
10/8/03	1.00 U	0.13 U	1.00 U	8.04	0.18 U	--	1.87	--
3/23/04	1.00 U	0.13 U	0.14 U	4.92	0.18 U	--	0.19	--
9/20/04	0.45 U	0.24 U	0.30 U	2.99	0.36 U	--	1.00 U	--
4/5/05	0.45 U	0.24 U	1.00 U	1.36	0.36 U	--	0.32 U	--
9/21/05	0.45 U	0.24 U	0.30 U	2.04	0.36 U	--	0.32 U	--
4/4/06	0.45 U	0.24 U	0.30 U	1.00 U	0.36 U	--	0.32 U	--
9/25/06	0.45 U	0.24 U	0.30 U	1.00 U	0.36 U	--	0.32 U	--
4/17/07	0.45 U	0.24 U	0.30 U	0.31 U	0.36 U	--	0.32 U	--
10/4/07	0.45 U	0.24 U	0.30 U	1.00 U	0.36 U	--	0.32 U	--
3/26/08	0.22 U	0.08 U	--	0.50 U	0.07 U	--	0.22 U	--
9/23/08	0.14 U	0.13 U	--	0.50 U	0.10 U	--	0.18 U	--
3/5/09	0.14 U	0.13 U	--	0.13 U	0.10 U	--	0.18 U	--
9/22/09	1.00 U	1.00 U	1.00 U	0.32 U	1.00 U	--	1.00 U	--
7/28/10	1.00 U	1.00 U	5.00 U	1.00 U	1.00 U	1.00 U	1.00 U	--
9/14/10	2.00 U	2.00 U	2.00 U	2.00 U	2.00 U	2.00 U	2.00 U	--

Shaded concentrations represent MCL/GWPS exceedances

Printed on Recycled Paper

Gude Landfill

Monitoring Location OB02 - Volatile Organic Compounds

	trans-1,2-Dichloroethene (ug/L)	trans-1,3-Dichloropropene (ug/L)	trans-1,4-Dichloro-2-butene (ug/L)	Trichloroethene (ug/L)	Trichlorofluoromethane (ug/L)	Vinyl Acetate (ug/L)	Vinyl Chloride (ug/L)	Xylene (ug/L)
4/21/11	1.00 U	1.00 U	5.00 U	1.00 U	1.00 U	1.00 U	1.00 U	1.00 U
9/6/11	1.00 U	1.00 U	5.00 U	1.00 U	1.00 U	1.00 U	1.00 U	1.00 U
3/7/12	1.00 U	1.00 U	5.00 U	1.00 U	1.00 U	1.00 U	1.00 U	1.00 U
9/10/12	1.00 U	1.00 U	5.00 U	1.00 U	1.00 U	5.00 U	1.00 U	--
3/26/13	1.00 U	1.00 U	5.00 U	1.00 U	1.00 U	5.00 U	1.00 U	--
9/17/13	1.00 U	1.00 U	5.00 U	1.00 U	1.00 U	5.00 U	1.00 U	--
3/12/14	1.00 U	1.00 U	5.00 U	1.00 U	1.00 U	5.00 U	1.00 U	--
9/8/14	1.00 U	1.00 U	5.00 U	1.00 U	1.00 U	5.00 U	1.00 U	--
3/18/15	1.00 U	1.00 U	5.00 U	1.00 U	1.00 U	5.00 U	1.00 U	--
8/31/15	1.00 U	1.00 U	5.00 U	1.00 U	1.00 U	5.00 U	1.00 U	--
3/16/16	1.00 U	1.00 U	5.00 U	1.00 U	1.00 U	5.00 U	1.00 U	--
8/29/16	1.00 U	1.00 U	5.00 U	1.00 U	1.00 U	5.00 U	1.00 U	--
3/6/17	1.00 U	1.00 U	5.00 U	1.00 U	1.00 U	5.00 U	1.00 U	--
9/12/17	1.00 U	1.00 U	5.00 U	1.00 U	1.00 U	5.00 U	1.00 U	--
3/27/18	1.00 U	1.00 U	5.00 U	1.00 U	1.00 U	5.00 U	1.00 U	--
9/11/18	1.00 U	1.00 U	5.00 U	1.00 U	1.00 U	5.00 U	1.00 U	--
4/17/19	1.00 U	1.00 U	1.00 U	1.00 U	1.00 U	1.00 U	1.00 U	--
8/2/19	1.00 U	1.00 U	1.00 U	1.00 U	1.00 U	1.00 U	1.00 U	--
3/3/20	1.00 U	1.00 U	1.00 U	1.00 U	1.00 U	1.00 U	1.00 U	--
8/5/20	1.00 U	1.00 U	1.00 U	1.00 U	1.00 U	1.00 U	1.00 U	--
3/24/21	1.00 U	1.00 U	1.00 U	1.00 U	1.00 U	1.00 U	1.00 U	--
8/31/21	1.00 U	1.00 U	1.00 U	1.00 U	1.00 U	1.00 U	1.00 U	--

Gude Landfill
Monitoring Location OB02A - General Parameters

Printed 12/10/21

	Alkalinity (mg/L)	Ammonia Nitrogen (mg/L)	Chemical Oxygen Demand (mg/L)	Chloride (mg/L)	Cyanide, Total (mg/L)	Dissolved Oxygen, Field (mg/L)	Hardness (mg/L)	Nitrate (mg/L)	Nitrate+Nitrite (mg/L)	Nitrite (mg/L)	ORP, Field (mV)	pH, Field (SU)	pH, Lab (SU)	Phosphate (mg/L)
MCL/ GWPS					0.2			10		1				
4/2/01	--	--	--	74.0551	0.005 U	--	--	--	--	--	--	--	--	--
9/5/01	--	--	--	69.1777	0.003	--	--	--	--	--	--	--	--	--
3/12/02	--	--	--	81.3822	0.002	--	--	--	--	--	--	--	--	--
9/16/02	--	--	--	140.4650	0.001 U	--	--	--	--	--	--	--	--	--
6/2/03	--	--	--	54.9980	0.002 U	--	--	--	--	--	--	--	--	0.078
10/8/03	--	--	--	--	0.006	--	--	--	--	--	--	--	--	0.083
3/23/04	--	--	--	--	0.006	--	--	--	--	--	--	--	--	0.039
9/20/04	--	--	--	--	0.005 U	--	--	--	--	--	--	--	--	0.056
4/5/05	--	--	--	--	0.005 U	--	--	--	--	--	--	--	--	0.064
9/21/05	--	--	--	--	0.002 U	--	--	--	--	--	--	--	--	0.543
4/4/06	--	--	--	--	0.005 U	--	--	--	--	--	--	--	--	0.062
9/25/06	--	--	--	--	0.001 U	--	--	--	--	--	--	--	--	0.049
4/17/07	--	--	--	--	0.002 U	--	--	--	--	--	--	--	--	0.053
10/2/07	--	--	--	--	0.005 U	--	--	--	--	--	--	--	--	0.063
3/26/08	--	--	--	--	--	--	--	--	--	--	--	--	--	--
9/23/08	--	--	--	--	--	--	--	--	--	--	--	--	--	--
9/22/09	38.0	0.20 U	3.6 J	280.0000	--	--	390.0	0.5894	--	--	--	--	--	--
7/28/10	--	--	--	--	0.050 U	--	--	--	--	--	--	--	--	--
9/14/10	40.0	0.20 U	10.0 U	310.0000	--	--	420.0	0.5890	0.64	0.05 U	--	--	--	--

Gude Landfill
Monitoring Location OB02A - General Parameters

Printed 12/10/21

	Alkalinity (mg/L)	Ammonia Nitrogen (mg/L)	Chemical Oxygen Demand (mg/L)	Chloride (mg/L)	Cyanide, Total (mg/L)	Dissolved Oxygen, Field (mg/L)	Hardness (mg/L)	Nitrate (mg/L)	Nitrate+Nitrite (mg/L)	Nitrite (mg/L)	ORP, Field (mV)	pH, Field (SU)	pH, Lab (SU)	Phosphate (mg/L)
4/21/11	35.0	0.20 U	10.0 U	302.0000	--	--	391.0	0.5430	0.55	0.05 U	--	--	--	--
9/6/11	36.0	0.20 U	10.0 U	350.0000	--	--	463.0	0.5760	0.59	0.05 U	--	--	--	--
3/7/12	36.0	0.20 U	10.0 U	334.0000	--	--	414.0	0.5820	0.59	0.05 U	--	--	--	--
9/10/12	33.0	0.20 U	10.0 U	36.0000	--	--	112.0	0.2000 U	0.20 U	0.05 U	--	--	--	--
3/26/13	33.0	0.20 U	10.0 U	335.0000	--	0.06	426.0	0.6230	0.67	0.05 U	343.0	5.70	--	--
9/17/13	34.0	0.20 U	10.0 U	419.0000	--	0.05	520.0	0.6160	0.63	0.05 U	404.0	5.34	--	--
3/12/14	33.0	0.20 U	10.0 U	359.0000	--	0.02	444.0	0.6510	--	--	401.0	5.33	--	--
9/8/14	37.0	0.20 U	10.0 U	383.0000	--	2.70	498.0	0.6140	0.66	0.05 U	327.0	5.77	--	--
3/18/15	32.0	0.20 U	10.0 U	299.0000	--	0.00	432.0	0.6250	0.68	0.05 U	376.0	5.49	--	--
8/31/15	37.0	0.20 U	10.0 U	431.0000	--	0.92	580.0	0.6930	0.74	0.05 U	280.0	5.59	--	--
3/16/16	35.0	0.20 U	10.0 U	391.0000	--	0.00	508.0	0.9900	1.04	0.05 U	370.0	5.58	--	--
8/29/16	38.0	0.20 U	10.0 U	405.0000	--	--	552.0	0.9440	0.95	0.05 U	374.0	5.66	--	--
3/6/17	63.0	0.20 U	10.0 U	407.0000	--	--	202.0	1.3800	1.39	0.05 U	424.0	5.55	--	--
9/12/17	52.0	0.20 U	10.0 U	401.0000	--	0.50	450.0	1.6700	1.68	0.05 U	468.0	5.74	--	--
3/27/18	39.2	0.20 U	10.0 U	394.0000	--	--	540.0	1.9100	1.92	0.05 U	235.0	5.75	--	--
9/11/18	41.4	0.20 U	10.0 U	381.0000	--	--	473.0	1.6600	1.67	0.05 U	232.0	5.52	--	--
4/17/19	34.7	0.10 U	13.0	196.0000	--	1.09	251.0	1.9000	--	--	167.6	5.50	5.78	--
8/2/19	44.3	0.10 U	8.9	322.0000	--	0.13	380.0	1.2000	--	--	187.5	5.30	5.88	--
3/3/20	38.1	0.10 U	3.0 U	331.0000	--	0.50	392.0	1.7100	--	--	238.3	5.48	5.63	--
8/5/20	31.2	0.10 U	11.5	330.0000	--	0.68	411.0	1.1300	--	--	215.0	5.69	5.65	--
3/24/21	38.7	0.10 U	4.0	331.0000	--	0.15	381.0	1.1400	--	--	213.3	5.44	5.61	--
8/31/21	49.8	0.05 U	18.3	410.0000	--	0.65	508.0	1.2900	--	--	252.9	5.79	5.67	--

Gude Landfill
Monitoring Location OB02A - General Parameters

Printed 12/10/21

	Specific Conductivity, Field (uS/cm)	Specific Conductivity, Lab (umhos/cm)	Sulfate, total (mg/L)	Sulfide (mg/L)	Temperature, field (°C)	Total Dissolved Solids (mg/L)	Total Phenolics (mg/L)	Total Suspended Solids (mg/L)	Turbidity (NTU)	Turbidity, Field (NTU)
MCL/ GWPS										
4/2/01	--	--	--	--	--	--	--	--	1.600	--
9/5/01	--	--	--	--	--	--	--	--	2.700	--
3/12/02	--	--	--	--	--	--	--	--	1.850	--
9/16/02	--	--	--	--	--	--	--	--	3.000	--
6/2/03	--	--	--	--	--	--	0 U	--	2.800	--
10/8/03	--	--	--	--	--	--	0 U	--	--	--
3/23/04	--	--	--	--	--	--	0 U	--	--	--
9/20/04	--	--	--	--	--	--	0 U	--	--	--
4/5/05	--	--	--	--	--	--	0 U	--	--	--
9/21/05	--	--	--	--	--	--	0	--	--	--
4/4/06	--	--	--	--	--	--	0	--	--	--
9/25/06	--	--	--	--	--	--	0	--	--	--
4/17/07	--	--	--	--	--	--	0 U	--	--	--
10/2/07	--	--	--	--	--	--	0 U	--	--	--
3/26/08	--	--	--	--	--	--	0 U	--	--	--
9/23/08	--	--	--	--	--	--	0 U	--	--	--
9/22/09	--	--	22.40	--	--	1088.0	--	--	3.830	--
7/28/10	--	--	--	3.0 U	--	--	--	--	--	--
9/14/10	--	--	25.40	--	--	1192.0	--	--	0.891	--

Gude Landfill
Monitoring Location OB02A - General Parameters

Printed 12/10/21

	Specific Conductivity, Field (uS/cm)	Specific Conductivity, Lab (umhos/cm)	Sulfate, total (mg/L)	Sulfide (mg/L)	Temperature, field (°C)	Total Dissolved Solids (mg/L)	Total Phenolics (mg/L)	Total Suspended Solids (mg/L)	Turbidity (NTU)	Turbidity, Field (NTU)
4/21/11	--	--	17.80 J	--	--	288.0	--	--	0.416	--
9/6/11	--	--	21.50	--	--	68.0	--	--	--	--
3/7/12	--	--	18.40	--	--	824.0	--	--	--	--
9/10/12	--	--	4.91	--	--	176.0	--	--	--	--
3/26/13	1.3	--	19.30	--	14.7	796.0	--	--	--	0.00
9/17/13	1327.0	--	22.20	--	15.7	1072.0	--	--	--	0.00
3/12/14	1125.0	--	22.50	--	14.8	944.0	--	--	--	1.62
9/8/14	1249.0	--	22.90	--	15.1	826.0	--	--	--	1.40
3/18/15	851.1	--	17.50	--	13.6	644.0	--	--	--	5.40
8/31/15	1365.0	--	21.50	--	16.8	932.0	--	--	--	2.61
3/16/16	1230.0	--	23.50	--	17.4	770.0	--	--	--	4.60
8/29/16	686.0	--	23.20	--	15.5	936.0	--	--	--	0.00
3/6/17	1292.0	--	19.30	--	13.7	670.0	--	--	--	0.00
9/12/17	1433.0	--	18.50	--	14.5	929.0	--	--	--	0.00
3/27/18	1208.0	--	19.90	--	11.6	1040.0	--	--	--	16.80
9/11/18	1246.0	--	19.70	--	15.6	747.0	--	--	--	0.00
4/17/19	87.2	707.0	24.50	--	14.4	659.0	--	24.1	7.650	9.90
8/2/19	1.1	1160.0	24.10	--	16.6	975.0	--	2.3 U	0.500 U	0.00
3/3/20	1124.0	1150.0	24.10	--	17.0	772.0	--	41.8	2.740	4.50
8/5/20	1114.0	1280.0	24.40	--	17.7	690.0	--	79.4	12.000	15.50
3/24/21	1149.0	1210.0	26.00	--	16.0	651.0	--	2.6	0.500 U	1.18
8/31/21	134.8	1420.0	25.50	--	18.7	873.0	--	10.4	4.190	5.70

Gude Landfill
Monitoring Location OB02A - Dissolved Metals

Printed 12/10/21

	Antimony, dissolved (mg/L)	Arsenic, dissolved (mg/L)	Barium, dissolved (mg/L)	Beryllium, dissolved (mg/L)	Cadmium, dissolved (mg/L)	Calcium, dissolved (mg/L)	Chromium, dissolved (mg/L)	Cobalt, dissolved (mg/L)	Copper, dissolved (mg/L)	Iron, dissolved (mg/L)	Lead, dissolved (mg/L)	Magnesium, dissolved (mg/L)	Manganese, dissolved (mg/L)	Mercury, dissolved (mg/L)
MCL/ GWPS	0.006	0.01	2	0.004	0.005		0.1				0.015			0.002
4/21/11	0.005 U	0.005 U	0.339	0.005 U	0.005 U	84.8	0.01 U	0.01 U	0.006	0.7	0.005 U	48.6	0.039	0.0002 U
9/6/11	--	--	--	--	--	--	--	--	--	--	--	--	--	--
3/7/12	0.005 U	0.005 U	0.366	0.005 U	0.005 U	89.3	0.01 U	0.01 U	0.006	0.4	0.005 U	49.9	0.046	0.0002 U
9/10/12	0.005 U	0.005 U	0.439	0.010 U	0.005 U	109.0	0.01 U	0.01 U	0.005	0.6	0.005 U	64.4	0.054	0.0002 U
3/26/13	0.005 U	0.005 U	0.377	0.005 U	0.005 U	90.0	0.01 U	0.01 U	0.012	0.4	0.005 U	52.1	0.040	0.0002 U
9/17/13	0.005 U	0.005 U	0.444	0.005 U	0.005 U	112.0	0.01 U	0.01 U	0.005 U	0.5	0.005 U	67.6	0.054	0.0002 U
3/12/14	0.005 U	0.005 U	0.397	0.005 U	0.005 U	95.6	0.01 U	0.01 U	0.005 U	0.5	0.005 U	53.0	0.047	0.0002 U
9/8/14	0.005 U	0.005 U	0.435	0.005 U	0.005 U	98.3	0.01 U	0.01 U	0.005 U	0.5	0.005 U	58.7	0.049	0.0002 U
3/18/15	0.002 U	0.002 U	0.310	0.002 U	0.004 U	85.0	0.01 U	0.01 U	0.003 J	0.0 U	0.002 U	45.0	0.025	0.0002 U
8/31/15	0.001 U	0.001 U	0.460	0.001 U	0.001 U	110.0	0.01 U	0.01 U	0.005 U	0.0 U	0.001 U	65.0	0.043	0.0002 U
3/16/16	0.002 U	0.002 U	0.435	0.002 U	0.002 U	102.0	0.00 U	0.00 U	0.002 U	0.6	0.002 U	59.3	0.053	0.0002 U
8/29/16	0.002 U	0.002 U	0.470	0.002 U	0.002 U	102.0	0.00 U	0.00 U	0.002 U	0.6	0.002 U	63.6	0.047	0.0002 U
3/6/17	0.002 U	0.004	0.498	0.002 U	0.002 U	108.0	0.00	0.00 U	0.003	0.6	0.002 U	65.5	0.045	0.0002 U
9/12/17	0.002 U	0.002 U	0.494	0.002 U	0.002 U	107.0	0.00 U	0.00 U	0.002 U	0.5	0.002 U	65.4	0.041	0.0002 U
3/27/18	0.002 U	0.002 U	0.463	0.002 U	0.002 U	102.0	0.00	0.00 U	0.002 U	0.2 U	0.002 U	61.3	0.028	0.0002 U
9/11/18	0.002 U	0.002 U	0.430	0.002 U	0.002 U	88.2	0.00	0.00 U	0.002 U	0.1 U	0.002 U	53.2	0.033	0.0002 U

Gude Landfill

Printed 12/10/21

Monitoring Location OB02A - Dissolved Metals

	Nickel, dissolved (mg/L)	Potassium, dissolved (mg/L)	Selenium, dissolved (mg/L)	Silver, dissolved (mg/L)	Sodium, dissolved (mg/L)	Thallium, dissolved (mg/L)	Vanadium, dissolved (mg/L)	Zinc, dissolved (mg/L)
MCL/ GWPS			0.05			0.002		
4/21/11	0.01	4.4	0.005 U	0.01 U	29.9	0.005 U	0.01 U	0.008
9/6/11	0.01	--	--	--	--	--	--	--
3/7/12	0.01	5.3	0.005 U	0.01 U	35.3	0.005 U	0.01 U	0.007
9/10/12	0.01 U	5.8	0.005 U	0.01 U	39.1	0.005 U	0.01 U	0.009
3/26/13	0.01	5.0	0.005 U	0.01 U	36.0	0.005 U	0.01 U	0.007
9/17/13	0.01	5.5	0.005 U	0.01 U	39.8	0.005 U	0.01 U	0.008
3/12/14	0.01	4.6	0.005 U	0.01 U	33.7	0.005 U	0.01 U	0.009
9/8/14	0.01	5.0	0.005 U	0.01 U	39.0	0.005 U	0.01 U	0.010
3/18/15	0.01	3.7	0.035 U	0.01 U	28.0	0.002 U	0.01 U	0.008 U
8/31/15	0.01 U	5.8	0.005 U	0.00 U	46.0	0.001 U	0.01 U	0.005 U
3/16/16	0.01	4.5	0.002 U	0.00 U	40.8	0.001 U	0.00 U	0.004
8/29/16	0.01	5.4	0.002 U	0.00 U	43.7	0.001 U	0.00 U	0.004
3/6/17	0.02	5.2	0.002 U	0.00 U	46.1	0.001 U	0.00	0.006
9/12/17	0.01	5.2	0.002 U	0.00 U	46.1	0.001 U	0.00 U	0.004
3/27/18	0.01	5.3	0.002 U	0.00 U	44.9	0.001 U	0.00 U	0.005
9/11/18	0.01	5.0	0.002 U	0.00 U	40.3	0.001 U	0.00 U	0.004

Gude Landfill
Monitoring Location OB02A - Total Metals

Printed 12/10/21

	Antimony, total (mg/L)	Arsenic, total (mg/L)	Barium, total (mg/L)	Beryllium, total (mg/L)	Boron, total (mg/L)	Cadmium, total (mg/L)	Calcium, total (mg/L)	Chromium, total (mg/L)	Cobalt, total (mg/L)	Copper, total (mg/L)	Iron, total (mg/L)	Lead, total (mg/L)
MCL/ GWPS	0.006	0.01	2	0.004		0.005		0.1				0.015
4/2/01	0.0007 U	0.0005 U	0.0791	0.0005 U	--	0.0022	--	0.0020 U	0.0007 U	0.0139	--	0.00290
9/5/01	0.0020 U	0.0020 U	0.0946	0.0017 U	--	0.0020 U	--	0.0020 U	0.0004 U	0.0086	--	0.00340
3/12/02	0.0020 U	0.0007 U	0.1163	0.0017 U	--	0.0020 U	--	0.0039	0.0004 U	0.0118	--	0.00260
9/16/02	0.0007 U	0.0003 U	0.1795	0.0004 U	--	0.0020 U	--	0.0026	0.0020 U	0.0102	--	0.00630
6/2/03	0.0007 U	0.0020 U	0.1050	0.0004 U	--	0.0020 U	--	0.0005 U	0.0004 U	0.0090	--	0.00200 U
10/8/03	0.0009 U	0.0008 U	0.0976	0.0016 U	--	0.0007 U	--	0.0005 U	0.0005 U	0.0100 U	--	0.00200 U
3/23/04	0.0009 U	0.0008 U	0.1032	0.0016 U	--	0.0007 U	--	0.0020 U	0.0005 U	0.0100 U	--	0.00200 U
9/20/04	0.0028 U	0.0006 U	0.1403	0.0012 U	--	0.0020 U	--	0.0020 U	0.0020 U	0.0154	--	0.00200 U
4/5/05	0.0028 U	0.0006 U	0.1033	0.0012 U	--	0.0020 U	--	0.0007 U	0.0005 U	0.0159	--	0.00200 U
9/21/05	0.0028 U	0.0006 U	0.1198	0.0012 U	--	0.0020 U	--	0.0020 U	0.0005 U	0.0114	--	0.00200
4/4/06	0.0006 U	0.0006 U	0.1035	0.0007 U	--	0.0020 U	--	0.0020 U	0.0005 U	0.0137	--	0.00310
9/25/06	0.0007 U	0.0008 U	0.2976	0.0009 U	--	0.0006 U	--	0.0020 U	0.0005 U	0.0057	--	0.00070 U
4/17/07	0.0007 U	0.0008 U	0.2861	0.0009 U	0.006 U	--	--	0.0020 U	0.0005 U	0.0062	--	0.00070 U
10/2/07	0.0020 U	0.0008 U	0.1479	0.0009 U	0.006 U	--	--	0.0020 U	0.0005 U	0.0103	--	0.00200 U
3/26/08	0.0005 U	0.0006 U	0.2413	0.0010 U	0.020 U	--	--	0.0020 U	0.0012 U	0.0045	--	0.00100 U
9/23/08	0.0010 U	0.0012 U	0.1676	0.0020 U	0.040 U	--	--	0.0016 U	0.0024 U	0.0061	--	0.00200 U
3/5/09	0.0033	0.0006 U	0.2743	0.0010 U	0.020 U	--	--	0.0020 U	0.0012 U	0.0064	--	0.00100 U
9/22/09	0.0020 U	0.0020 U	0.3540	0.0020 U	--	0.0020 U	77.50	0.0020 U	0.0003 J	0.0054	0.4140	0.00200 U
7/28/10	0.0010 U	0.0010	0.3500	0.0010 U	--	0.0010 U	--	0.0010 U	0.0010 U	0.0010	--	0.00100 U
9/14/10	0.0050 U	0.0050 U	0.3450	0.0050 U	--	0.0050 U	87.10	0.0050 U	0.0050 U	0.0077	0.6820	0.00500 U
4/21/11	0.0050 U	0.0050 U	0.3490	0.0050 U	--	0.0050 U	82.90	0.0050 U	0.0050 U	0.0053	0.5000 U	0.00500 U
9/6/11	0.0050 U	0.0050 U	0.3970	0.0050 U	--	0.0050 U	96.30	0.0050 U	0.0050 U	0.0050 U	0.5800	0.00500 U
3/7/12	0.0050 U	0.0050 U	0.3560	0.0050 U	--	0.0050 U	94.00	0.0050 U	0.0050 U	0.0051	0.3960	0.00500 U

Gude Landfill
Monitoring Location OB02A - Total Metals

Printed 12/10/21

	Antimony, total (mg/L)	Arsenic, total (mg/L)	Barium, total (mg/L)	Beryllium, total (mg/L)	Boron, total (mg/L)	Cadmium, total (mg/L)	Calcium, total (mg/L)	Chromium, total (mg/L)	Cobalt, total (mg/L)	Copper, total (mg/L)	Iron, total (mg/L)	Lead, total (mg/L)
9/10/12	0.0050 U	0.0050 U	0.0568	0.0050 U	--	0.0050 U	24.70	0.0050 U	0.0050 U	0.0050 U	0.7930	0.00500 U
3/26/13	0.0050 U	0.0050 U	0.3850	0.0050 U	--	0.0050 U	90.30	0.0050 U	0.0050 U	0.0112	0.4860	0.00500 U
9/17/13	0.0050 U	0.0050 U	0.4390	0.0050 U	--	0.0050 U	112.00	0.0050 U	0.0050 U	0.0050 U	0.5210	0.00500 U
3/12/14	0.0050 U	0.0050 U	0.3990	0.0050 U	--	0.0050 U	88.90	0.0050 U	0.0050 U	0.0050 U	0.5740	0.00500 U
9/8/14	0.0050 U	0.0050 U	0.4360	0.0050 U	--	0.0050 U	91.20	0.0050 U	0.0050 U	0.0050 U	0.5670	0.00500 U
3/18/15	0.0020 U	0.0020 U	0.3000	0.0020 U	--	0.0040 U	80.00	0.0033 J	0.0100 U	0.0035 J	0.6200	0.00200 U
8/31/15	0.0010 U	0.0010 U	0.4600	0.0010 U	--	0.0005 U	110.00	0.0050 U	0.0050 U	0.0050 U	0.0050 U	0.00100 U
3/16/16	0.0020 U	0.0020 U	0.4360	0.0020 U	--	0.0020 U	102.00	0.0020 U	0.0020 U	0.0020 U	0.7030	0.00200 U
8/29/16	0.0020 U	0.0020 U	0.4730	0.0020 U	--	0.0020 U	103.00	0.0020 U	0.0020 U	0.0020 U	1.3300	0.00200 U
3/6/17	0.0050 U	0.0050 U	0.4770	0.0050 U	--	0.0050 U	111.00	0.0050 U	0.0050 U	0.0050 U	1.2100	0.00500 U
9/12/17	0.0020 U	0.0020 U	0.4880	0.0020 U	--	0.0020 U	107.00	0.0020 U	0.0020 U	0.0020 U	0.9220	0.00200 U
3/27/18	0.0050 U	0.0050 U	0.4930	0.0050 U	--	0.0050 U	109.00	0.0050 U	0.0050 U	0.0050 U	2.0100	0.00500 U
9/11/18	0.0020 U	0.0020 U	0.4260	0.0020 U	--	0.0020 U	94.70	0.0028	0.0020 U	0.0020 U	0.0500 U	0.00200 U
4/17/19	0.0010 U	0.0010 U	0.2140	0.0010 U	--	0.0010 U	48.20	0.0086	0.0010 U	0.0020	0.7570	0.00100 U
8/2/19	0.0010 U	0.0010 U	0.3410	0.0010 U	--	0.0010 U	69.00	0.0010 U	0.0010 U	0.0010 U	0.1000 U	0.00100 U
3/3/20	0.0010 U	0.0010 U	0.3370	0.0010 U	--	0.0010 U	74.20	0.0010 U	0.0010 U	0.0032	0.1230	0.00100 U
8/5/20	0.0010 U	0.0010 U	0.4040	0.0010 U	--	0.0010 U	74.10	0.0030	0.0010 U	0.0023	1.0600	0.00100 U
3/24/21	0.0010 U	0.0010 U	0.3300	0.0010 U	--	0.0010 U	73.10	0.0010 U	0.0010 U	0.0018	0.0160 J	0.00100 U
8/31/21	0.0010 U	0.0010 U	0.4610	0.0010 U	--	0.0010 U	94.70	0.0027	0.0010 U	0.0016	0.4350	0.00100 U

Gude Landfill
Monitoring Location OB02A - Total Metals

Printed 12/10/21

	Magnesium, total (mg/L)	Manganese, total (mg/L)	Mercury, total (mg/L)	Nickel, total (mg/L)	Potassium, total (mg/L)	Selenium, total (mg/L)	Silver, total (mg/L)	Sodium, total (mg/L)	Thallium, total (mg/L)	Tin, total (mg/L)	Vanadium, total (mg/L)	Zinc, total (mg/L)
MCL/ GWPS			0.002			0.05			0.002			
4/2/01	--	0.03620	0.000100 U	0.0035	--	0.00180 U	0.0052 U	--	0.0009 U	0.2000 U	0.00060 U	0.01750
9/5/01	--	0.01420	0.000200 U	0.0100 U	--	0.00090 U	0.0044 U	--	0.0009 U	0.2000 U	0.00200 U	--
3/12/02	--	0.02160	0.000100 U	0.0100 U	--	0.00090 U	0.0044 U	--	0.0009 U	0.2000 U	0.00070 U	--
9/16/02	--	0.10270	0.000100 U	0.0083	--	0.00120 U	0.0096 U	--	0.0010 U	0.0020 U	0.00030 U	--
6/2/03	--	0.03450	0.000200 U	0.0052	--	0.00120 U	0.0096 U	--	0.0010 U	0.0008 U	0.00200 U	--
10/8/03	--	0.02170	0.000200 U	0.0040	--	0.00070 U	0.0022 U	--	0.0004 U	0.0003 U	0.00200 U	--
3/23/04	--	0.03270	0.000200 U	0.0049	--	0.00070 U	0.0022 U	--	0.0004 U	0.0020 U	0.00200 U	--
9/20/04	--	0.03660	0.000200	0.0059	--	0.00100 U	0.0018 U	--	0.0006 U	0.0003 U	0.00200 U	--
4/5/05	--	0.03130	0.000100 U	0.0064	--	0.00100 U	0.0018 U	--	0.0006 U	0.0839	0.00200 U	--
9/21/05	--	0.03030	0.001300	0.0060	--	0.00100 U	0.0018 U	--	0.0006 U	0.0050 U	0.00200 U	--
4/4/06	--	0.01280	0.000200 U	0.0061	--	0.00150 U	0.0004 U	--	0.0004 U	0.0050 U	0.00040 U	--
9/25/06	--	0.00200 U	0.000200 U	0.0082	--	0.00080 U	0.0005 U	--	0.0007 U	0.0050 U	0.00070 U	--
4/17/07	--	--	0.000200 U	0.0092	--	0.00080 U	0.0005 U	--	0.0007 U	0.0500 U	0.00070 U	0.00680
10/2/07	--	--	0.000200 U	0.0059	--	0.00080 U	0.0005 U	--	0.0007 U	0.0020 U	0.00070 U	0.01560
3/26/08	--	--	0.000200 U	0.0077	--	0.00090 U	0.0008 U	--	0.0006 U	0.0500 U	0.00060 U	0.01000 U
9/23/08	--	--	0.000200 U	0.0073	--	0.00180 U	0.0016 U	--	0.0012 U	0.0011 U	0.00120 U	0.02000 U
3/5/09	--	--	0.000200 U	0.0092	--	0.00090 U	0.0008 U	--	0.0006 U	0.0011 U	0.00060 U	0.01310
9/22/09	46.400	0.03810	0.000200 U	0.0122	4.730	0.00200 U	0.0020 U	31.20	0.0020 U	--	0.00020 J	0.01000 U
7/28/10	--	--	0.000200 U	0.0099	--	0.00100 U	0.0010 U	--	0.0010 U	0.0050 U	0.00500 U	0.01200
9/14/10	52.300	0.04490	0.000200 U	0.0120	4.690	0.00500 U	0.0050 U	35.00	0.0050 U	--	0.00500 U	0.00810
4/21/11	53.400	0.05130	0.000200 U	0.0110	5.200	0.00500 U	0.0050 U	31.60 J	0.0050 U	--	0.00500 U	0.00823
9/6/11	59.100	0.04650	0.000200 U	--	5.780	0.00500 U	0.0050 U	34.90	0.0050 U	--	0.00500 U	0.00783
3/7/12	53.100	0.04490	0.000200 U	0.0138	4.820	0.00500 U	0.0050 U	37.50	0.0050 U	--	0.00500 U	0.00652

Shaded concentrations represent MCL/GWPS exceedances

Printed on Recycled Paper

Gude Landfill
Monitoring Location OB02A - Total Metals

Printed 12/10/21

	Magnesium, total (mg/L)	Manganese, total (mg/L)	Mercury, total (mg/L)	Nickel, total (mg/L)	Potassium, total (mg/L)	Selenium, total (mg/L)	Silver, total (mg/L)	Sodium, total (mg/L)	Thallium, total (mg/L)	Tin, total (mg/L)	Vanadium, total (mg/L)	Zinc, total (mg/L)
9/10/12	10.600	0.71800	0.000200 U	0.0135	3.560	0.00500 U	0.0050 U	10.90	0.0050 U	--	0.00500 U	0.00607
3/26/13	52.400	0.04180	0.000200 U	0.0115	5.240	0.00500 U	0.0050 U	35.90	0.0050 U	--	0.00500 U	0.00696
9/17/13	66.700	0.05480	0.000200 U	0.0131	5.510	0.00500 U	0.0050 U	39.80	0.0050 U	--	0.00500 U	0.00883
3/12/14	49.200	0.04690	0.000200 U	0.0148	5.010	0.00500 U	0.0050 U	30.90	0.0050 U	--	0.00500 U	0.00758
9/8/14	54.300	0.05030	0.000200 U	0.0125	4.950	0.00500 U	0.0050 U	36.80	0.0050 U	--	0.00500 U	0.00972
3/18/15	42.000	0.03100	0.000200 U	0.0110 U	3.500	0.03500 U	0.0100 U	26.00	0.0020 U	--	0.01000 U	0.01300
8/31/15	64.000	0.04300	0.000200 U	0.0100 U	5.900	0.00500 U	0.0010 U	46.00	0.0010 U	--	0.00500 U	0.00500 U
3/16/16	59.600	0.05440	0.000200 U	0.0111	4.460	0.00200 U	0.0020 U	41.20	0.0010 U	--	0.00200 U	0.00474
8/29/16	62.700	0.05190	0.000200 U	0.0120	5.430	0.00200 U	0.0020 U	43.70	0.0010 U	--	0.00202	0.00498
3/6/17	67.300	0.05330	0.000200 U	0.0168	5.530	0.00500 U	0.0050 U	47.30	0.0050 U	--	0.00522	0.00909
9/12/17	65.600	0.04380	0.000200 U	0.0111	5.270	0.00200 U	0.0020 U	46.00	0.0010 U	--	0.00200 U	0.00518
3/27/18	65.700	0.04680	0.000475	0.0145	5.800	0.00500 U	0.0050 U	48.10	0.0050 U	--	0.00500 U	0.03910
9/11/18	57.300	0.03480	0.000200 U	0.0117	5.300	0.00200 U	0.0020 U	43.50	0.0010 U	--	0.00200 U	0.00457
4/17/19	31.800	0.04370	0.000595	0.0108	3.090	0.00100 U	0.0010 U	28.00	0.0010 U	--	0.00141	0.00945
8/2/19	50.300	0.03470	0.000117	0.0090	4.550	0.00100 U	0.0010 U	41.10	0.0010 U	--	0.00100 U	0.00400 U
3/3/20	50.200	0.03820	0.000105	0.0084	4.440	0.00100 U	0.0010 U	40.10	0.0010 U	--	0.00100 U	0.00615
8/5/20	54.800	0.05010	0.000465	0.0107	5.440	0.00100 U	0.0010 U	46.10	0.0010 U	--	0.00246	0.00691
3/24/21	48.300	0.04090	0.000100 U	0.0081	4.170	0.00100 U	0.0010 U	41.40	0.0010 U	--	0.00100 U	0.00822 B
8/31/21	65.900	0.05690	0.000342	0.0122	5.990	0.00100 U	0.0010 U	56.00	0.0010 U	--	0.00177	0.00633

Gude Landfill

Printed 12/10/21

Monitoring Location OB02A - Volatile Organic Compounds

	1,1,1,2-Tetrachloroethane (ug/L)	1,1,1-Trichloroethane (ug/L)	1,1,1,2-Tetrachloroethane (ug/L)	1,1,1,2-Trichloroethane (ug/L)	1,1-Dichloroethane (ug/L)	1,1-Dichloroethene (ug/L)	1,1-Dichloropropene (ug/L)	1,2,3-Trichloropropane (ug/L)	1,2-Dibromo-3-chloropropane (ug/L)	1,2-Dibromoethane (ug/L)	1,2-Dichlorobenzene (ug/L)	1,2-Dichloroethane (ug/L)	1,2-Dichloropropane (ug/L)	1,3-Dichloropropane (ug/L)	1,4-Dichlorobenzene (ug/L)
MCL/ GWPS	200			5		7			0.2	0.05	600	5	5		75
4/2/01	--	--	--	--	0.13	--	--	--	--	--	10.00 U	--	--	--	10.00 U
9/5/01	0.18 U	0.15 U	0.23 U	0.22 U	4.01	1.00 U	0.22 U	0.21 U	0.14 U	0.20 U	10.00 U	0.17 U	1.00 U	0.19 U	10.00 U
3/12/02	0.18 U	0.15 U	0.23 U	0.22 U	1.84	0.15 U	0.22 U	0.21 U	0.14 U	0.20 U	10.00 U	0.17 U	1.00 U	0.19 U	10.00 U
9/16/02	0.18 U	0.15 U	0.23 U	0.22 U	4.14	1.00 U	0.22 U	0.21 U	0.14 U	0.20 U	10.00 U	0.17 U	1.00 U	0.19 U	10.00 U
6/2/03	0.18 U	0.15 U	0.23 U	0.22 U	5.40	1.00 U	0.22 U	0.21 U	0.14 U	0.20 U	10.00 U	0.17 U	1.00 U	0.19 U	10.00 U
10/8/03	0.18 U	0.15 U	0.23 U	0.22 U	5.99	1.00 U	0.22 U	0.21 U	0.14 U	0.20 U	1.00 U	0.17 U	1.24	0.19 U	1.00 U
3/23/04	0.18 U	0.15 U	0.23 U	0.22 U	1.77	0.15 U	0.22 U	0.21 U	1.00 U	0.20 U	10.00 U	0.17 U	0.21 U	0.19 U	10.00 U
9/20/04	0.13 U	0.24 U	0.44 U	0.25 U	1.24	0.37 U	0.35 U	0.40 U	0.33 U	0.28 U	10.00 U	0.27 U	1.00 U	0.33 U	10.00 U
4/5/05	0.13 U	0.24 U	0.44 U	0.25 U	1.00 U	0.37 U	0.35 U	0.40 U	0.33 U	0.28 U	10.00 U	0.27 U	0.34 U	0.33 U	10.00 U
9/21/05	0.13 U	0.24 U	0.44 U	0.25 U	1.10	0.37 U	0.35 U	0.40 U	0.33 U	0.28 U	10.00 U	0.27 U	1.00 U	0.33 U	10.00 U
4/4/06	0.13 U	0.24 U	0.44 U	0.25 U	0.27 U	0.37 U	0.35 U	0.40 U	0.33 U	0.28 U	10.00 U	0.27 U	0.34 U	0.33 U	10.00 U
9/25/06	0.13 U	0.24 U	0.44 U	0.25 U	0.27 U	0.37 U	0.35 U	0.40 U	0.33 U	0.28 U	10.00 U	0.27 U	0.34 U	0.33 U	10.00 U
4/17/07	0.13 U	0.24 U	0.44 U	0.25 U	0.27 U	0.37 U	0.35 U	0.40 U	0.33 U	0.28 U	10.00 U	0.27 U	0.34 U	0.33 U	10.00 U
10/2/07	0.13 U	0.24 U	0.44 U	0.25 U	0.27 U	0.37 U	0.35 U	0.40 U	0.33 U	0.28 U	10.00 U	0.27 U	0.34 U	0.33 U	10.00 U
3/26/08	0.18 U	0.18 U	0.21 U	0.23 U	0.22 U	0.18 U	0.26 U	0.14 U	0.24 U	0.16 U	0.25 U	0.18 U	0.17 U	0.20 U	10.00 U
9/23/08	0.12 U	0.17 U	0.14 U	0.17 U	0.50 U	0.15 U	0.13 U	0.17 U	0.20 U	0.08 U	0.10 U	0.13 U	0.15 U	0.13 U	10.00 U
3/5/09	0.12 U	0.17 U	0.14 U	0.17 U	0.50 U	0.15 U	0.13 U	0.17 U	0.20 U	0.08 U	10.00 U	0.13 U	0.15 U	0.13 U	10.00 U
9/22/09	1.00 U	1.00 U	1.00 U	1.00 U	1.00 U	1.00 U	1.00 U	1.00 U	1.00 U	1.00 U	1.00 U	1.00 U	1.00 U	1.00 U	0.30 J
7/28/10	1.00 U	1.00 U	1.00 U	1.00 U	1.00 U	1.00 U	1.00 U	1.00 U	10.00 U	1.00 U	1.00 U	1.00 U	1.00 U	1.00 U	1.00 U
9/14/10	2.00 U	2.00 U	2.00 U	2.00 U	2.00 U	2.00 U	2.00 U	2.00 U	2.00 U	2.00 U	2.00 U	2.00 U	2.00 U	2.00 U	2.00 U

Shaded concentrations represent MCL/GWPS exceedances

Printed on Recycled Paper

Gude Landfill

Printed 12/10/21

Monitoring Location OB02A - Volatile Organic Compounds

	1,1,1,2-Tetrachloroethane (ug/L)	1,1,1-Trichloroethane (ug/L)	1,1,1,2-Tetrachloroethane (ug/L)	1,1,1,2-Trichloroethane (ug/L)	1,1-Dichloroethane (ug/L)	1,1-Dichloroethene (ug/L)	1,1-Dichloropropene (ug/L)	1,2,3-Trichloropropane (ug/L)	1,2-Dibromo-3-chloropropane (ug/L)	1,2-Dibromoethane (ug/L)	1,2-Dichlorobenzene (ug/L)	1,2-Dichloroethane (ug/L)	1,2-Dichloropropane (ug/L)	1,3-Dichloropropane (ug/L)	1,4-Dichlorobenzene (ug/L)	
4/21/11	1.00 U	1.00 U	1.00 U	1.00 U	1.00 U	1.00 U	--	1.00 U	1.00 U	1.00 U	1.00 U	1.00 U	1.00 U	1.00 U	--	1.00 U
9/6/11	1.00 U	1.00 U	1.00 U	1.00 U	1.00 U	1.00 U	--	1.00 U	1.00 U	1.00 U	1.00 U	1.00 U	1.00 U	1.00 U	--	1.00 U
3/7/12	1.00 U	1.00 U	1.00 U	1.00 U	1.00 U	1.00 U	--	1.00 U	1.00 U	1.00 U	1.00 U	1.00 U	1.00 U	1.00 U	--	1.00 U
9/10/12	1.00 U	1.00 U	1.00 U	1.00 U	1.00 U	1.00 U	1.00 U	1.00 U	1.00 U	1.00 U	1.00 U	1.00 U	1.00 U	1.00 U	1.00 U	1.00 U
3/26/13	1.00 U	1.00 U	1.00 U	1.00 U	1.00 U	1.00 U	1.00 U	1.00 U	1.00 U	1.00 U	1.00 U	1.00 U	1.00 U	1.00 U	1.00 U	1.00 U
9/17/13	1.00 U	1.00 U	1.00 U	1.00 U	1.00 U	1.00 U	1.00 U	1.00 U	1.00 U	1.00 U	1.00 U	1.00 U	1.00 U	1.00 U	1.00 U	1.00 U
3/12/14	1.00 U	1.00 U	1.00 U	1.00 U	1.00 U	1.00 U	1.00 U	1.00 U	1.00 U	1.00 U	--	1.00 U	1.00 U	1.00 U	1.00 U	1.00 U
9/8/14	1.00 U	1.00 U	1.00 U	1.00 U	1.00 U	1.00 U	1.00 U	1.00 U	1.00 U	1.00 U	1.00 U	1.00 U	1.00 U	1.00 U	1.00 U	1.00 U
3/18/15	1.00 U	1.00 U	1.00 U	1.00 U	1.00 U	1.00 U	1.00 U	1.00 U	1.00 U	1.00 U	1.00 U	1.00 U	1.00 U	1.00 U	1.00 U	1.00 U
8/31/15	1.00 U	1.00 U	1.00 U	1.00 U	1.00 U	1.00 U	1.00 U	1.00 U	1.00 U	1.00 U	1.00 U	1.00 U	1.00 U	1.00 U	1.00 U	1.00 U
3/16/16	1.00 U	1.00 U	1.00 U	1.00 U	1.00 U	1.00 U	1.00 U	1.00 U	1.00 U	1.00 U	1.00 U	1.00 U	1.00 U	1.00 U	1.00 U	1.00 U
8/29/16	1.00 U	1.00 U	1.00 U	1.00 U	1.00 U	1.00 U	1.00 U	1.00 U	1.00 U	1.00 U	1.00 U	1.00 U	1.00 U	1.00 U	1.00 U	1.00 U
3/6/17	1.00 U	1.00 U	1.00 U	1.00 U	1.00 U	1.00 U	1.00 U	1.00 U	1.00 U	1.00 U	1.00 U	1.00 U	1.00 U	1.00 U	1.00 U	1.00 U
9/12/17	1.00 U	1.00 U	1.00 U	1.00 U	1.00 U	1.00 U	1.00 U	1.00 U	1.00 U	1.00 U	1.00 U	1.00 U	1.00 U	1.00 U	1.00 U	1.00 U
3/27/18	1.00 U	1.00 U	1.00 U	1.00 U	1.00 U	1.00 U	1.00 U	1.00 U	1.00 U	1.00 U	1.00 U	1.00 U	1.00 U	1.00 U	1.00 U	1.00 U
9/11/18	1.00 U	1.00 U	1.00 U	1.00 U	1.00 U	1.00 U	1.00 U	1.00 U	1.00 U	1.00 U	1.00 U	1.00 U	1.00 U	1.00 U	1.00 U	1.00 U
4/17/19	1.00 U	1.00 U	1.00 U	1.00 U	1.00 U	1.00 U	1.00 U	1.00 U	1.00 U	1.00 U	1.00 U	1.00 U	1.00 U	1.00 U	1.00 U	1.00 U
8/2/19	1.00 U	1.00 U	1.00 U	1.00 U	1.00 U	1.00 U	1.00 U	1.00 U	1.00 U	1.00 U	1.00 U	1.00 U	1.00 U	1.00 U	1.00 U	1.00 U
3/3/20	1.00 U	1.00 U	1.00 U	1.00 U	1.00 U	1.00 U	1.00 U	1.00 U	1.00 U	1.00 U	1.00 U	1.00 U	1.00 U	1.00 U	1.00 U	1.00 U
8/5/20	1.00 U	1.00 U	1.00 U	1.00 U	1.00 U	1.00 U	1.00 U	1.00 U	0.05 U	0.02 U	1.00 U	1.00 U	1.00 U	1.00 U	1.00 U	1.00 U
3/24/21	1.00 U	1.00 U	1.00 U	1.00 U	1.00 U	1.00 U	1.00 U	1.00 U	0.05 U	0.02 U	1.00 U	1.00 U	1.00 U	1.00 U	1.00 U	1.00 U
8/31/21	1.00 U	1.00 U	1.00 U	1.00 U	1.00 U	1.00 U	1.00 U	1.00 U	0.05 U	0.02 U	1.00 U	1.00 U	1.00 U	1.00 U	1.00 U	1.00 U

Gude Landfill
Monitoring Location OB02A - Volatile Organic Compounds

Printed 12/10/21

	2,2-Dichloropropane (ug/L)	2-Butanone (ug/L)	2-Hexanone (ug/L)	4-Methyl-2-Pentanone (ug/L)	Acetone (ug/L)	Acrylonitrile (ug/L)	Benzene (ug/L)	Bromochloromethane (ug/L)	Bromodichloromethane (ug/L)	Bromoform (ug/L)	Bromomethane (ug/L)	Carbon Disulfide (ug/L)	Carbon Tetrachloride (ug/L)	Chlorobenzene (ug/L)	Chloroethane (ug/L)
MCL/ GWPS							5		80	80			5	100	
4/2/01	--	--	--	--	--	--	--	--	--	--	--	--	--	--	--
9/5/01	0.11 U	--	0.18 U	--	0.15 U	--	0.21 U	0.20 U	0.18 U	0.14 U	1.00 U	1.00 U	0.15 U	0.28 U	1.00 U
3/12/02	0.11 U	--	0.18 U	--	0.15 U	--	0.21 U	0.20 U	0.18 U	1.00 U	0.15 U	0.38 U	0.15 U	0.28 U	0.20 U
9/16/02	0.11 U	--	0.18 U	--	0.15 U	--	0.21 U	0.20 U	0.18 U	0.14 U	0.15 U	0.38 U	0.15 U	0.28 U	1.00 U
6/2/03	0.11 U	--	0.18 U	--	0.15 U	--	2.76	0.20 U	0.18 U	0.14 U	0.15 U	0.38 U	0.15 U	0.28 U	1.00 U
10/8/03	0.11 U	0.36	0.18 U	--	0.15 U	--	3.50	0.20 U	0.18 U	0.14 U	0.15 U	0.38 U	0.15 U	1.00 U	1.00 U
3/23/04	0.11 U	5.15	1.00 U	--	0.15 U	--	1.00 U	0.20 U	0.18 U	0.14 U	1.00 U	1.00 U	0.15 U	0.28 U	0.20 U
9/20/04	0.23 U	0.29 U	0.19 U	--	2.80	--	1.00 U	0.34 U	0.31 U	0.27 U	0.31 U	0.75 U	0.25 U	0.40 U	0.31 U
4/5/05	0.23 U	0.29 U	1.00 U	--	0.39 U	--	1.00 U	0.34 U	0.31 U	0.27 U	0.31 U	0.75 U	0.25 U	0.40 U	0.31 U
9/21/05	0.23 U	0.29 U	0.19 U	--	0.39 U	--	0.28 U	0.34 U	0.31 U	0.27 U	0.31 U	0.75 U	0.25 U	0.40 U	0.31 U
4/4/06	0.23 U	0.29 U	0.19 U	--	0.39 U	--	0.28 U	0.34 U	0.31 U	0.27 U	0.31 U	0.75 U	0.25 U	0.40 U	0.31 U
9/25/06	0.23 U	1.00 U	0.19 U	--	0.39 U	--	0.28 U	0.34 U	0.31 U	0.27 U	0.31 U	0.75 U	0.25 U	0.40 U	0.31 U
4/17/07	0.23 U	0.29 U	0.19 U	--	0.39 U	--	0.28 U	0.34 U	0.31 U	0.27 U	0.31 U	0.75 U	0.25 U	0.40 U	0.31 U
10/2/07	0.23 U	0.29 U	0.19 U	--	0.39 U	--	0.28 U	0.34 U	0.31 U	0.27 U	0.31 U	0.75 U	0.25 U	0.40 U	0.31 U
3/26/08	0.19 U	--	--	--	--	--	0.24 U	0.12 U	0.19 U	0.12 U	0.09 U	--	0.13 U	0.17 U	0.10 U
9/23/08	0.22 U	--	--	--	--	--	0.09 U	0.14 U	0.11 U	0.16 U	0.12 U	--	0.14 U	0.16 U	0.13 U
3/5/09	0.22 U	--	--	--	--	--	0.09 U	0.14 U	0.11 U	0.16 U	0.12 U	--	0.14 U	0.16 U	0.13 U
9/22/09	1.00 U	1.00 U	1.00 U	1.00 U	0.86 J	1.00 U	1.00 U	1.00 U	1.00 U	1.00 U	1.00 U	2.50 U	1.00 U	1.00 U	1.00 U
7/28/10	1.00 U	10.00 U	5.00 U	5.00 U	5.00 U	10.00 U	1.00 U	1.00 U	1.00 U	5.00 U	1.00 U	1.00 U	1.00 U	1.00 U	1.00 U
9/14/10	2.00 U	2.00 U	2.00 U	2.00 U	2.00 U	2.00 U	2.00 U	2.00 U	2.00 U	2.00 U	2.00 U	5.00 U	2.00 U	2.00 U	2.00 U

Shaded concentrations represent MCL/GWPS exceedances

Printed on Recycled Paper

Gude Landfill
Monitoring Location OB02A - Volatile Organic Compounds

Printed 12/10/21

	2,2-Dichloropropane (ug/L)	2-Butanone (ug/L)	2-Hexanone (ug/L)	4-Methyl-2-Pentanone (ug/L)	Acetone (ug/L)	Acrylonitrile (ug/L)	Benzene (ug/L)	Bromochloromethane (ug/L)	Bromodichloromethane (ug/L)	Bromoform (ug/L)	Bromomethane (ug/L)	Carbon Disulfide (ug/L)	Carbon Tetrachloride (ug/L)	Chlorobenzene (ug/L)	Chloroethane (ug/L)
4/21/11	--	5.00 U	5.00 U	5.00 U	5.00 U	5.00 U	1.00 U	1.00 U	1.00 U	1.00 U	1.00 U	1.00 U	1.00 U	1.00 U	1.00 U
9/6/11	--	5.00 U	5.00 U	5.00 U	5.00 U	5.00 U	1.00 U	1.00 U	1.00 U	1.00 U	1.00 U	1.00 U	1.00 U	1.00 U	1.00 U
3/7/12	--	5.00 U	5.00 U	5.00 U	5.00 U	5.00 U	1.00 U	1.00 U	1.00 U	1.00 U	1.00 U	1.00 U	1.00 U	1.00 U	1.00 U
9/10/12	1.00 U	5.00 U	5.00 U	5.00 U	5.00 U	5.00 U	1.00 U	1.00 U	1.00 U	1.00 U	1.00 U	5.00 U	1.00 U	1.00 U	1.00 U
3/26/13	1.00 U	5.00 U	5.00 U	5.00 U	5.00 U	5.00 U	1.00 U	1.00 U	1.00 U	1.00 U	1.00 U	5.00 U	1.00 U	1.00 U	1.00 U
9/17/13	1.00 U	5.00 U	5.00 U	5.00 U	5.00 U	5.00 U	1.00 U	1.00 U	1.00 U	1.00 U	1.00 U	5.00 U	1.00 U	1.00 U	1.00 U
3/12/14	1.00 U	5.00 U	5.00 U	5.00 U	5.00 U	5.00 U	1.00 U	--	1.00 U	1.00 U	1.00 U	5.00 U	1.00 U	1.00 U	1.00 U
9/8/14	1.00 U	5.00 U	5.00 U	5.00 U	5.00 U	5.00 U	1.00 U	1.00 U	1.00 U	1.00 U	1.00 U	5.00 U	1.00 U	1.00 U	1.00 U
3/18/15	1.00 U	5.00 U	5.00 U	5.00 U	5.00 U	5.00 U	1.00 U	1.00 U	1.00 U	1.00 U	1.00 U	5.00 U	1.00 U	1.00 U	1.00 U
8/31/15	1.00 U	5.00 U	5.00 U	5.00 U	5.00 U	5.00 U	1.00 U	1.00 U	1.00 U	1.00 U	1.00 U	5.00 U	1.00 U	1.00 U	1.00 U
3/16/16	1.00 U	5.00 U	5.00 U	5.00 U	5.00 U	5.00 U	1.00 U	1.00 U	1.00 U	1.00 U	1.00 U	5.00 U	1.00 U	1.00 U	1.00 U
8/29/16	1.00 U	5.00 U	5.00 U	5.00 U	5.00 U	5.00 U	1.00 U	1.00 U	1.00 U	1.00 U	1.00 U	5.00 U	1.00 U	1.00 U	1.00 U
3/6/17	1.00 U	5.00 U	5.00 U	5.00 U	5.00 U	5.00 U	1.00 U	1.00 U	1.00 U	1.00 U	1.00 U	5.00 U	1.00 U	1.00 U	1.00 U
9/12/17	1.00 U	5.00 U	5.00 U	5.00 U	5.00 U	5.00 U	1.00 U	1.00 U	1.00 U	1.00 U	1.00 U	5.00 U	1.00 U	1.00 U	1.00 U
3/27/18	1.00 U	5.00 U	5.00 U	5.00 U	5.00 U	5.00 U	1.00 U	1.00 U	1.00 U	1.00 U	1.00 U	5.00 U	1.00 U	1.00 U	1.00 U
9/11/18	1.00 U	5.00 U	5.00 U	5.00 U	5.00 U	5.00 U	1.00 U	1.00 U	1.00 U	1.00 U	1.00 U	5.00 U	1.00 U	1.00 U	1.00 U
4/17/19	1.00 U	5.00 U	5.00 U	5.00 U	5.00 U	5.00 U	1.00 U	1.00 U	1.00 U	1.00 U	1.00 U	1.00 U	1.00 U	1.00 U	1.00 U
8/2/19	1.00 U	5.00 U	5.00 U	5.00 U	5.00 U	5.00 U	1.00 U	1.00 U	1.00 U	1.00 U	1.00 U	1.00 U	1.00 U	1.00 U	1.00 U
3/3/20	1.00 U	5.00 U	5.00 U	5.00 U	5.00 U	5.00 U	1.00 U	1.00 U	1.00 U	1.00 U	1.00 U	1.00 U	1.00 U	1.00 U	1.00 U
8/5/20	1.00 U	5.00 U	5.00 U	5.00 U	5.00 U	5.00 U	1.00 U	1.00 U	1.00 U	1.00 U	1.00 U	1.00 U	1.00 U	1.00 U	1.00 U
3/24/21	1.00 U	5.00 U	5.00 U	5.00 U	5.00 U	5.00 U	1.00 U	1.00 U	1.00 U	1.00 U	1.00 U	1.00 U	1.00 U	1.00 U	1.00 U
8/31/21	1.00 U	5.00 U	5.00 U	5.00 U	5.00 U	5.00 U	1.00 U	1.00 U	1.00 U	1.00 U	1.00 U	1.00 U	1.00 U	1.00 U	1.00 U

Gude Landfill
Monitoring Location OB02A - Volatile Organic Compounds

Printed 12/10/21

	Chloroform (ug/L)	Chloromethane (ug/L)	cis-1,2-Dichloroethene (ug/L)	cis-1,3-Dichloropropene (ug/L)	Dibromochloromethane (ug/L)	Ethylbenzene (ug/L)	m&p-Xylene (ug/L)	Methyl Iodide (ug/L)	Methyl Tertiary Butyl Ether (ug/L)	Methylene Bromide (ug/L)	Methylene Chloride (ug/L)	o-Xylene (ug/L)	Styrene (ug/L)	Tetrachloroethene (ug/L)
MCL/ GWPS	80		70		80	700	10000				5	10000	100	5
4/2/01	--	--	1.22	--	--	--	0.07	--	--	--	--	--	--	0.78
9/5/01	0.23 U	0.21 U	67.24	0.19 U	0.17 U	0.26 U	0.28 U	0.17 U	--	0.22 U	1.31	0.27 U	0.21 U	1.05
3/12/02	0.23 U	0.21 U	40.15	0.19 U	1.00 U	0.26 U	0.28 U	0.17 U	--	0.22 U	0.21 U	0.27 U	0.21 U	1.00 U
9/16/02	0.23 U	0.21 U	143.07	0.19 U	0.17 U	0.26 U	0.28 U	0.17 U	--	0.22 U	0.21 U	0.27 U	0.21 U	1.00 U
6/2/03	0.23 U	0.21 U	162.61	0.19 U	0.17 U	0.26 U	1.00 U	0.17 U	--	0.22 U	0.21 U	0.27 U	0.21 U	6.60
10/8/03	0.23 U	0.21 U	189.59	0.19 U	0.17 U	0.26 U	1.00 U	0.17 U	--	0.22 U	1.00 U	1.00 U	0.21 U	12.10
3/23/04	0.23 U	1.00 U	66.86	0.19 U	0.17 U	0.26 U	0.28 U	1.00 U	--	0.22 U	0.21 U	0.27 U	0.21 U	1.52
9/20/04	0.27 U	0.25 U	48.26	0.29 U	0.27 U	0.23 U	0.40 U	0.28 U	--	0.25 U	0.34 U	0.18 U	0.25 U	1.05
4/5/05	0.27 U	0.25 U	19.58	0.29 U	0.27 U	0.23 U	0.40 U	0.28 U	--	0.25 U	0.34 U	0.18 U	0.25 U	2.46
9/21/05	0.27 U	0.25 U	43.45	0.29 U	0.27 U	0.23 U	2.00 U	0.28 U	--	0.25 U	0.34 U	0.18 U	0.25 U	1.45
4/4/06	0.27 U	0.25 U	6.90	0.29 U	0.27 U	0.23 U	0.40 U	0.28 U	--	0.25 U	0.34 U	0.18 U	0.25 U	1.00 U
9/25/06	0.27 U	0.25 U	1.00 U	0.29 U	0.27 U	0.23 U	0.40 U	0.28 U	--	0.25 U	0.34 U	0.18 U	0.25 U	0.36 U
4/17/07	0.27 U	0.25 U	1.00 U	0.29 U	0.27 U	0.23 U	0.40 U	1.00 U	--	0.25 U	0.34 U	0.18 U	0.25 U	0.36 U
10/2/07	0.27 U	0.25 U	5.96	0.29 U	0.27 U	0.23 U	0.40 U	0.28 U	--	0.25 U	0.34 U	0.18 U	0.25 U	1.00 U
3/26/08	0.21 U	0.15 U	0.56	0.13 U	0.15 U	0.26 U	0.43 U	--	1.73 U	0.15 U	0.12 U	0.22 U	0.20 U	0.20 U
9/23/08	0.12 U	0.20 U	6.87	0.12 U	0.13 U	0.12 U	0.23 U	--	1.25 U	0.20 U	0.17 U	0.11 U	0.11 U	0.61
3/5/09	0.12 U	0.20 U	9.19	0.12 U	0.13 U	0.12 U	0.23 U	--	1.25 U	0.20 U	0.17 U	0.11 U	0.11 U	0.50 U
9/22/09	1.00 U	1.00 U	1.00 U	1.00 U	1.00 U	1.00 U	2.00 U	1.00 U	1.00 U	1.00 U	1.00 U	1.00 U	1.00 U	0.45 U
7/28/10	1.00 U	1.00 U	1.00 U	1.00 U	1.00 U	1.00 U	2.00 U	20.00 U	--	1.00 U	1.00 U	1.00 U	1.00 U	1.00 U
9/14/10	2.00 U	2.00 U	2.00 U	2.00 U	2.00 U	2.00 U	4.00 U	2.00 U	2.00 U	2.00 U	2.00 U	2.00 U	2.00 U	2.00 U

Shaded concentrations represent MCL/GWPS exceedances

Printed on Recycled Paper

Gude Landfill

Printed 12/10/21

Monitoring Location OB02A - Volatile Organic Compounds

	Chloroform (ug/L)	Chloromethane (ug/L)	cis-1,2-Dichloroethene (ug/L)	cis-1,3-Dichloropropene (ug/L)	Dibromochloromethane (ug/L)	Ethylbenzene (ug/L)	m&p-Xylene (ug/L)	Methyl Iodide (ug/L)	Methyl Tertiary Butyl Ether (ug/L)	Methylene Bromide (ug/L)	Methylene Chloride (ug/L)	o-Xylene (ug/L)	Styrene (ug/L)	Tetrachloroethene (ug/L)
4/21/11	1.00 U	1.50	1.00 U	1.00 U	1.00 U	1.00 U	--	1.00 U	2.00 U	1.00 U	1.00 U	--	1.00 U	1.00 U
9/6/11	1.00 U	1.00 U	1.00 U	1.00 U	1.00 U	1.00 U	--	1.00 U	2.00 U	1.00 U	1.00 U	--	1.00 U	1.00 U
3/7/12	1.00 U	1.00 U	1.00 U	1.00 U	1.00 U	1.00 U	--	1.00 U	1.00 U	1.00 U	1.00 U	--	1.00 U	1.00 U
9/10/12	1.00 U	1.00 U	1.00 U	1.00 U	1.00 U	1.00 U	2.00 U	5.00 U	5.00 U	1.00 U	1.00 U	1.00 U	1.00 U	1.00 U
3/26/13	1.00 U	1.00 U	1.00 U	1.00 U	1.00 U	1.00 U	2.00 U	5.00 U	5.00 U	1.00 U	1.00 U	1.00 U	1.00 U	1.00 U
9/17/13	1.00 U	1.00 U	1.00 U	1.00 U	1.00 U	1.00 U	2.00 U	5.00 U	5.00 U	1.00 U	1.00 U	1.00 U	1.00 U	1.00 U
3/12/14	1.00 U	1.00 U	1.00 U	1.00 U	1.00 U	1.00 U	2.00 U	5.00 U	5.00 U	1.00 U	1.00 U	1.00 U	1.00 U	1.00 U
9/8/14	1.00 U	1.00 U	1.00 U	1.00 U	1.00 U	1.00 U	2.00 U	5.00 U	5.00 U	1.00 U	1.00 U	1.00 U	1.00 U	1.00 U
3/18/15	1.00 U	1.00 U	1.00 U	1.00 U	1.00 U	1.00 U	2.00 U	5.00 U	5.00 U	1.00 U	1.00 U	1.00 U	1.00 U	1.00 U
8/31/15	1.00 U	1.00 U	1.00 U	1.00 U	1.00 U	1.00 U	2.00 U	5.00 U	5.00 U	1.00 U	1.00 U	1.00 U	1.00 U	1.00 U
3/16/16	1.00 U	1.00 U	1.00 U	1.00 U	1.00 U	1.00 U	2.00 U	5.00 U	5.00 U	1.00 U	1.00 U	1.00 U	1.00 U	1.00 U
8/29/16	1.00 U	1.00 U	1.00 U	1.00 U	1.00 U	1.00 U	2.00 U	5.00 U	5.00 U	1.00 U	1.00 U	1.00 U	1.00 U	1.00 U
3/6/17	1.00 U	1.00 U	1.00 U	1.00 U	1.00 U	1.00 U	2.00 U	5.00 U	5.00 U	1.00 U	1.00 U	1.00 U	1.00 U	1.00 U
9/12/17	1.00 U	1.00 U	1.00 U	1.00 U	1.00 U	1.00 U	2.00 U	5.00 U	5.00 U	1.00 U	1.00 U	1.00 U	1.00 U	1.00 U
3/27/18	1.00 U	1.00 U	1.00 U	1.00 U	1.00 U	1.00 U	2.00 U	5.00 U	5.00 U	1.00 U	1.00 U	1.00 U	1.00 U	1.00 U
9/11/18	1.00 U	1.00 U	1.00 U	1.00 U	1.00 U	1.00 U	2.00 U	5.00 U	5.00 U	1.00 U	1.00 U	1.00 U	1.00 U	1.00 U
4/17/19	1.00 U	1.00 U	1.00 U	1.00 U	1.00 U	1.00 U	1.00 U	1.00 U	1.00 U	1.00 U	1.00 U	1.00 U	1.00 U	1.00 U
8/2/19	1.00 U	1.00 U	1.00 U	1.00 U	1.00 U	1.00 U	1.00 U	1.00 U	1.00 U	1.00 U	1.00 U	1.00 U	1.00 U	1.00 U
3/3/20	1.00 U	1.00 U	1.00 U	1.00 U	1.00 U	1.00 U	1.00 U	1.00 U	1.00 U	1.00 U	1.00 U	1.00 U	1.00 U	1.00 U
8/5/20	1.00 U	1.00 U	1.00 U	1.00 U	1.00 U	1.00 U	1.00 U	1.00 U	1.00 U	1.00 U	1.00 U	1.00 U	1.00 U	1.00 U
3/24/21	1.00 U	1.00 U	1.00 U	1.00 U	1.00 U	1.00 U	1.00 U	1.00 U	1.00 U	1.00 U	1.00 U	1.00 U	1.00 U	1.00 U
8/31/21	1.00 U	1.00 U	1.00 U	1.00 U	1.00 U	1.00 U	1.00 U	1.00 U	1.00 U	1.00 U	1.00 U	1.00 U	1.00 U	1.00 U

Gude Landfill Monitoring Location OB02A - Volatile Organic Compounds

	Toluene (ug/L)	trans-1,2-Dichloroethene (ug/L)	trans-1,3-Dichloropropene (ug/L)	trans-1,4-Dichloro-2-butene (ug/L)	Trichloroethene (ug/L)	Trichlorofluoromethane (ug/L)	Vinyl Acetate (ug/L)	Vinyl Chloride (ug/L)	Xylene (ug/L)
MCL/ GWPS	1000	100			5			2	10000
4/2/01	--	--	--	--	1.31	--	--	--	--
9/5/01	0.24 U	1.20	0.13 U	0.14 U	3.77	1.00 U	--	--	--
3/12/02	0.24 U	0.22 U	0.13 U	0.14 U	3.57	0.18 U	--	--	--
9/16/02	0.24 U	1.20	0.13 U	0.14 U	5.06	0.18 U	--	--	--
6/2/03	0.24 U	1.67	0.13 U	0.14 U	26.98	0.18 U	--	--	--
10/8/03	0.24 U	3.37	0.13 U	0.14 U	30.84	0.18 U	--	11.19	--
3/23/04	0.24 U	1.00 U	0.13 U	0.14 U	9.27	0.18 U	--	1.68	--
9/20/04	0.32 U	1.00 U	0.24 U	0.30 U	6.68	0.36 U	--	3.45	--
4/5/05	0.32 U	1.00 U	0.24 U	0.30 U	5.14	0.36 U	--	1.39	--
9/21/05	0.32 U	0.45 U	0.24 U	0.30 U	4.60	0.36 U	--	1.74	--
4/4/06	0.32 U	0.45 U	0.24 U	0.30 U	2.27	0.36 U	--	0.32 U	--
9/25/06	0.32 U	0.45 U	0.24 U	0.30 U	0.31 U	0.36 U	--	0.32 U	--
4/17/07	0.32 U	0.45 U	0.24 U	0.30 U	0.31 U	0.36 U	--	0.32 U	--
10/2/07	0.32 U	0.45 U	0.24 U	0.30 U	1.57	0.36 U	--	0.32 U	--
3/26/08	0.28 U	0.22 U	0.08 U	--	0.23 U	0.07 U	--	0.22 U	--
9/23/08	0.12 U	0.50 U	0.13 U	--	1.39	0.10 U	--	0.50 U	--
3/5/09	0.12 U	0.14 U	0.13 U	--	1.01	0.10 U	--	0.18 U	--
9/22/09	1.00 U	1.00 U	1.00 U	1.00 U	1.00 U	1.00 U	--	1.00 U	--
7/28/10	1.00 U	1.00 U	1.00 U	5.00 U	1.00 U	1.00 U	1.00 U	1.00 U	--
9/14/10	2.00 U	2.00 U	2.00 U	2.00 U	2.00 U	2.00 U	2.00 U	2.00 U	--

Gude Landfill
Monitoring Location OB02A - Volatile Organic Compounds

Printed 12/10/21

	Toluene (ug/L)	trans-1,2-Dichloroethene (ug/L)	trans-1,3-Dichloropropene (ug/L)	trans-1,4-Dichloro-2-butene (ug/L)	Trichloroethene (ug/L)	Trichlorofluoromethane (ug/L)	Vinyl Acetate (ug/L)	Vinyl Chloride (ug/L)	Xylene (ug/L)
4/21/11	1.00 U	1.00 U	1.00 U	5.00 U	1.00 U	1.00 U	1.00 U	1.00 U	1.00 U
9/6/11	1.00 U	1.00 U	1.00 U	5.00 U	1.00 U	1.00 U	1.00 U	1.00 U	1.00 U
3/7/12	1.00 U	1.00 U	1.00 U	5.00 U	1.00 U	1.00 U	1.00 U	1.00 U	1.00 U
9/10/12	1.00 U	1.00 U	1.00 U	5.00 U	1.00 U	1.00 U	5.00 U	1.00 U	--
3/26/13	1.00 U	1.00 U	1.00 U	5.00 U	1.00 U	1.00 U	5.00 U	1.00 U	--
9/17/13	1.00 U	1.00 U	1.00 U	5.00 U	1.00 U	1.00 U	5.00 U	1.00 U	--
3/12/14	1.00 U	1.00 U	1.00 U	5.00 U	1.00 U	1.00 U	5.00 U	1.00 U	--
9/8/14	1.00 U	1.00 U	1.00 U	5.00 U	1.00 U	1.00 U	5.00 U	1.00 U	--
3/18/15	1.00 U	1.00 U	1.00 U	5.00 U	1.00 U	1.00 U	5.00 U	1.00 U	--
8/31/15	1.00 U	1.00 U	1.00 U	5.00 U	1.00 U	1.00 U	5.00 U	1.00 U	--
3/16/16	1.00 U	1.00 U	1.00 U	5.00 U	1.00 U	1.00 U	5.00 U	1.00 U	--
8/29/16	1.00 U	1.00 U	1.00 U	5.00 U	1.00 U	1.00 U	5.00 U	1.00 U	--
3/6/17	1.00 U	1.00 U	1.00 U	5.00 U	1.00 U	1.00 U	5.00 U	1.00 U	--
9/12/17	1.00 U	1.00 U	1.00 U	5.00 U	1.00 U	1.00 U	5.00 U	1.00 U	--
3/27/18	1.00 U	1.00 U	1.00 U	5.00 U	1.00 U	1.00 U	5.00 U	1.00 U	--
9/11/18	1.00 U	1.00 U	1.00 U	5.00 U	1.00 U	1.00 U	5.00 U	1.00 U	--
4/17/19	1.00 U	1.00 U	1.00 U	1.00 U	1.00 U	1.00 U	1.00 U	1.00 U	--
8/2/19	1.00 U	1.00 U	1.00 U	1.00 U	1.00 U	1.00 U	1.00 U	1.00 U	--
3/3/20	1.00 U	1.00 U	1.00 U	1.00 U	1.00 U	1.00 U	1.00 U	1.00 U	--
8/5/20	1.00 U	1.00 U	1.00 U	1.00 U	1.00 U	1.00 U	1.00 U	1.00 U	--
3/24/21	1.00 U	1.00 U	1.00 U	1.00 U	1.00 U	1.00 U	1.00 U	1.00 U	--
8/31/21	1.00 U	1.00 U	1.00 U	1.00 U	1.00 U	1.00 U	1.00 U	1.00 U	--

Gude Landfill
Monitoring Location OB03 - General Parameters

Printed 12/10/21

	Alkalinity (mg/L)	Ammonia Nitrogen (mg/L)	Chemical Oxygen Demand (mg/L)	Chloride (mg/L)	Cyanide, Total (mg/L)	Dissolved Oxygen, Field (mg/L)	Hardness (mg/L)	Nitrate (mg/L)	Nitrate+Nitrite (mg/L)	Nitrite (mg/L)	ORP, Field (mV)	pH, Field (SU)	pH, Lab (SU)	Phosphate (mg/L)
MCL/ GWPS					0.2			10		1				
4/27/01	--	--	--	66.5626	0.002	--	--	--	--	--	--	--	--	--
9/4/01	--	--	--	89.5385	0.003	--	--	--	--	--	--	--	--	--
3/12/02	--	--	--	74.9460	0.006	--	--	--	--	--	--	--	--	--
6/2/03	--	--	--	174.2270	0.002 U	--	--	--	--	--	--	--	--	0.050
10/8/03	--	--	--	--	0.008	--	--	--	--	--	--	--	--	0.085
3/23/04	--	--	--	--	0.006	--	--	--	--	--	--	--	--	0.029
9/20/04	--	--	--	--	0.005 U	--	--	--	--	--	--	--	--	0.062
4/5/05	--	--	--	--	0.005 U	--	--	--	--	--	--	--	--	0.013
9/21/05	--	--	--	--	0.005 U	--	--	--	--	--	--	--	--	0.060
4/4/06	--	--	--	--	0.007	--	--	--	--	--	--	--	--	0.046
9/25/06	--	--	--	--	0.003	--	--	--	--	--	--	--	--	0.065
4/17/07	--	--	--	--	0.002 U	--	--	--	--	--	--	--	--	0.050
10/3/07	--	--	--	--	0.005 U	--	--	--	--	--	--	--	--	--
3/25/08	--	--	--	--	--	--	--	--	--	--	--	--	--	--
9/23/08	--	--	--	--	--	--	--	--	--	--	--	--	--	--
9/21/09	265.0	2.39	13.6	134.0000	--	--	690.0	0.2000 U	--	--	--	--	--	--
7/30/10	--	--	--	--	0.050 U	--	--	--	--	--	--	--	--	--
9/14/10	242.0	2.90	10.1	155.0000	--	--	400.0	0.2000 U	0.20 U	0.05 U	--	--	--	--
4/25/11	267.0	4.97	28.8	220.0000	--	--	3600.0	0.2000 U	0.20 U	0.05 U	--	--	--	--

Gude Landfill
Monitoring Location OB03 - General Parameters

Printed 12/10/21

	Alkalinity (mg/L)	Ammonia Nitrogen (mg/L)	Chemical Oxygen Demand (mg/L)	Chloride (mg/L)	Cyanide, Total (mg/L)	Dissolved Oxygen, Field (mg/L)	Hardness (mg/L)	Nitrate (mg/L)	Nitrate+Nitrite (mg/L)	Nitrite (mg/L)	ORP, Field (mV)	pH, Field (SU)	pH, Lab (SU)	Phosphate (mg/L)
9/19/11	216.0	2.56	16.8	163.0000	--	--	410.0	0.2000 U	0.20 U	0.05 U	--	--	--	--
3/8/12	187.0	3.48	24.3	222.0000	--	--	400.0	0.2000 U	0.20 U	0.05 U	--	--	--	--
9/17/12	241.0	2.43	18.0	169.0000	--	--	360.0	0.2000 U	0.20 U	0.05 U	--	--	--	--
3/28/13	221.0	2.70	17.8	192.0000	--	0.03	348.0	0.2000 U	0.20 U	0.05 U	256.0	5.93	--	--
9/23/13	233.0	2.29	13.2	157.0000	--	0.04	330.0	0.2000 U	0.20 U	0.05 U	239.0	5.84	--	--
3/12/14	212.0	3.45	15.6	201.0000	--	0.03	420.0	0.2000 U	--	--	211.0	5.73	--	--
9/8/14	227.0	3.15	19.7	194.0000	--	2.08	370.0	0.2000 U	0.20 U	0.05 U	229.0	6.01	--	--
3/18/15	213.0	2.77	18.3	202.0000	--	0.00	404.0	0.2000 U	0.20 U	0.05 U	254.0	5.81	--	--
8/31/15	243.0	2.39	21.2	183.0000	--	1.44	620.0	0.2000 U	0.20 U	0.05 U	181.0	5.78	--	--
3/23/16	210.0	2.04	19.3	201.0000	--	0.00	396.0	0.2000 U	0.20 U	0.05 U	195.0	6.09	--	--
8/29/16	248.0	1.95	17.3	189.0000	--	--	376.0	0.2000 U	0.20 U	0.05 U	187.0	5.60	--	--
3/6/17	250.0	0.70	29.1	525.0000	--	4.23	850.0	0.2000 U	0.20 U	0.05 U	193.0	5.81	--	--
9/12/17	293.0	1.21	13.9	182.0000	--	--	450.0	0.2000 U	0.20 U	0.05 U	231.0	5.86	--	--
3/27/18	280.0	1.43	25.5	195.0000	--	--	400.0	0.2000 U	0.20 U	0.05 U	32.0	5.85	--	--
9/11/18	231.0	1.68	75.0	218.0000	--	--	362.0	0.2000 U	0.20 U	0.05 U	-1.0	5.76	--	--
4/16/19	231.0	2.45	27.0	203.0000	--	0.19	329.0	0.2000 U	--	--	12.8	6.01	6.23	--
8/2/19	238.0	2.62	15.1	218.0000	--	0.15	332.0	0.2000 U	--	--	37.5	5.57	6.23	--
3/10/20	238.0	1.96	19.5	210.0000	--	0.42	383.0	0.2000 U	--	--	39.1	5.87	6.03	--
8/5/20	184.0	2.24	26.1	206.0000	--	0.63	350.0	1.2500	--	--	36.1	5.85	5.93	--
3/22/21	260.0	2.27	12.8	209.0000	--	0.47	339.0	0.0000	--	--	-9.1	6.17	6.22	--
8/31/21	317.0	2.50	38.1	247.0000	--	0.65	432.0	0.0110 U	--	--	21.0	6.01	5.96	--

Gude Landfill
Monitoring Location OB03 - General Parameters

Printed 12/10/21

	Specific Conductivity, Field (uS/cm)	Specific Conductivity, Lab (umhos/cm)	Sulfate, total (mg/L)	Sulfide (mg/L)	Temperature, field (°C)	Total Dissolved Solids (mg/L)	Total Phenolics (mg/L)	Total Suspended Solids (mg/L)	Turbidity (NTU)	Turbidity, Field (NTU)
MCL/ GWPS										
4/27/01	--	--	--	--	--	--	--	--	4.200	--
9/4/01	--	--	--	--	--	--	--	--	50.500	--
3/12/02	--	--	--	--	--	--	--	--	136.000	--
6/2/03	--	--	--	--	--	--	0	--	248.000	--
10/8/03	--	--	--	--	--	--	0 U	--	--	--
3/23/04	--	--	--	--	--	--	0 U	--	--	--
9/20/04	--	--	--	--	--	--	0 U	--	--	--
4/5/05	--	--	--	--	--	--	0 U	--	--	--
9/21/05	--	--	--	--	--	--	0	--	--	--
4/4/06	--	--	--	--	--	--	0	--	--	--
9/25/06	--	--	--	--	--	--	0	--	--	--
4/17/07	--	--	--	--	--	--	0 U	--	--	--
10/3/07	--	--	--	--	--	--	0 U	--	--	--
3/25/08	--	--	--	--	--	--	0 U	--	--	--
9/23/08	--	--	--	--	--	--	0 U	--	--	--
9/21/09	--	--	8.84	--	--	564.0	--	--	11.000	--
7/30/10	--	--	--	3.4	--	--	--	--	--	--
9/14/10	--	--	16.70	--	--	676.0	--	--	22.900	--
4/25/11	--	--	41.40	--	--	784.0	--	--	2.810	--

Gude Landfill
Monitoring Location OB03 - General Parameters

Printed 12/10/21

	Specific Conductivity, Field (uS/cm)	Specific Conductivity, Lab (umhos/cm)	Sulfate, total (mg/L)	Sulfide (mg/L)	Temperature, field (°C)	Total Dissolved Solids (mg/L)	Total Phenolics (mg/L)	Total Suspended Solids (mg/L)	Turbidity (NTU)	Turbidity, Field (NTU)
9/19/11	--	--	22.00	--	--	804.0	--	--	--	--
3/8/12	--	--	28.50	--	--	888.0	--	--	--	--
9/17/12	--	--	13.10	--	--	604.0	--	--	--	--
3/28/13	1.1	--	18.60	--	15.6	572.0	--	--	--	0.00
9/23/13	887.2	--	16.80	--	16.3	568.0	--	--	--	0.00
3/12/14	1025.0	--	36.20	--	15.9	602.0	--	--	--	1.18
9/8/14	980.6	--	23.40	--	16.6	540.0	--	--	--	0.00
3/18/15	824.4	--	32.20	--	14.2	584.0	--	--	--	0.00
8/31/15	952.0	--	12.60	--	18.0	516.0	--	--	--	9.80
3/23/16	970.2	--	21.50	--	14.8	574.0	--	--	--	0.00
8/29/16	978.0	--	14.30	--	16.8	562.0	--	--	--	0.00
3/6/17	986.0	--	17.50	--	15.5	1070.0	--	--	--	0.30
9/12/17	978.8	--	11.80	--	17.3	601.0	--	--	--	0.60
3/27/18	1010.0	--	14.00	--	12.0	643.0	--	--	--	4.00
9/11/18	1081.0	--	25.30	--	16.7	612.0	--	--	--	0.00
4/16/19	1326.0	1050.0	50.50	--	13.7	656.0	--	4.9	13.200	4.00
8/2/19	1.1	1120.0	32.20	--	16.4	636.0	--	3.4	7.380	0.00
3/10/20	1130.0	1150.0	27.20	--	17.0	621.0	--	5.1	18.300	3.50
8/5/20	1039.0	1210.0	25.40	--	17.0	652.0	--	3.7	44.900	1.40
3/22/21	1334.0	1230.0	35.90	--	17.0	725.0	--	16.2	31.100	11.20
8/31/21	1237.0	1330.0	19.20	--	17.9	773.0	--	9.8	4.030	5.20

Gude Landfill
Monitoring Location OB03 - Dissolved Metals

Printed 12/10/21

	Antimony, dissolved (mg/L)	Arsenic, dissolved (mg/L)	Barium, dissolved (mg/L)	Beryllium, dissolved (mg/L)	Cadmium, dissolved (mg/L)	Calcium, dissolved (mg/L)	Chromium, dissolved (mg/L)	Cobalt, dissolved (mg/L)	Copper, dissolved (mg/L)	Iron, dissolved (mg/L)	Lead, dissolved (mg/L)	Magnesium, dissolved (mg/L)	Manganese, dissolved (mg/L)	Mercury, dissolved (mg/L)
MCL/ GWPS	0.006	0.01	2	0.004	0.005		0.1				0.015			0.002
4/25/11	0.005 U	0.005 U	0.710	0.005 U	0.005 U	74.8	0.01 U	0.06	0.005 U	28.8	0.005 U	45.4	18.100	0.0002 U
9/19/11	--	--	--	--	--	--	--	--	--	--	--	--	--	--
3/8/12	0.005 U	0.005 U	0.681	0.005 U	0.005 U	72.7	0.01 U	0.06	0.005	22.8	0.005 U	41.9	20.200	0.0002 U
9/17/12	0.005 U	0.005 U	0.589	0.005 U	0.005 U	65.0	0.01 U	0.07	0.005 U	21.3	0.005 U	38.4	18.300	0.0002 U
3/28/13	0.005 U	0.005 U	0.570	0.005 U	0.005 U	67.0	0.01 U	0.05	0.010	22.2	0.005 U	36.5	19.000	0.0002 U
9/23/13	0.005 U	0.005 U	0.581	0.005 U	0.005 U	69.5	0.01 U	0.06	0.005 U	22.3	0.005 U	41.4	19.500	0.0002 U
3/12/14	0.005 U	0.005 U	0.540	0.005 U	0.005 U	68.0	0.01 U	0.05	0.005 U	19.6	0.005 U	39.2	17.200	0.0002 U
9/8/14	0.005 U	0.005 U	0.548	0.005 U	0.005 U	65.2	0.01 U	0.05	0.005 U	18.9	0.005 U	38.4	20.100	0.0002 U
3/18/15	0.002 U	0.003	0.510	0.002 U	0.004 U	71.0	0.01 U	0.06	0.010 U	21.0	0.002 U	40.0	20.000	0.0002 U
8/31/15	0.001 U	0.003	0.490	0.001 U	0.001 U	74.0	0.03	0.06	0.054	21.0	0.001 U	41.0	19.000	0.0002 U
3/23/16	0.002 U	0.003	0.490	0.002 U	0.002 U	70.4	0.00	0.05	0.002 U	22.1	0.002 U	40.2	18.300	0.0002 U
8/29/16	0.002 U	0.003	0.487	0.002 U	0.002 U	70.3	0.00 U	0.05	0.002 U	21.3	0.002 U	42.2	18.000	0.0002 U
3/6/17	0.002 U	0.004	0.480	0.002 U	0.002 U	76.1	0.01	0.06	0.006	22.9	0.002 U	46.1	20.100	0.0002 U
9/12/17	0.002 U	0.003	0.447	0.002 U	0.002 U	76.4	0.00	0.05	0.002 U	23.7	0.002 U	46.9	19.900	0.0002 U
3/27/18	0.002 U	0.004	0.476	0.002 U	0.002 U	80.9	0.02	0.05	0.002 U	23.0	0.002 U	46.0	20.900	0.0002 U
9/11/18	0.002 U	0.004	0.430	0.002 U	0.002 U	75.0	0.01	0.05	0.002 U	22.1	0.002 U	41.5	18.300	0.0002 U

Gude Landfill

Monitoring Location OB03 - Dissolved Metals

	Nickel, dissolved (mg/L)	Potassium, dissolved (mg/L)	Selenium, dissolved (mg/L)	Silver, dissolved (mg/L)	Sodium, dissolved (mg/L)	Thallium, dissolved (mg/L)	Vanadium, dissolved (mg/L)	Zinc, dissolved (mg/L)
MCL/ GWPS			0.05			0.002		
4/25/11	0.02	8.8	0.005 U	0.01 U	71.7	0.005 U	0.01 U	0.013
9/19/11	0.02	--	--	--	--	--	--	--
3/8/12	0.02	8.2	0.005	0.01 U	57.7	0.005 U	0.01 U	0.015
9/17/12	0.02	6.7	0.006	0.01 U	36.7	0.005 U	0.01 U	0.017
3/28/13	0.02	8.3	0.005 U	0.01 U	45.5	0.005 U	0.01 U	0.014
9/23/13	0.02	6.0	0.005 U	0.01 U	37.8	0.005 U	0.01 U	0.017
3/12/14	0.02	8.2	0.005 U	0.01 U	55.1	0.005 U	0.01 U	0.013
9/8/14	0.02	7.2	0.005 U	0.01 U	47.6	0.005 U	0.01 U	0.017
3/18/15	0.02	7.2	0.035 U	0.01 U	48.0	0.001 J	0.01 U	0.013
8/31/15	0.11	7.5	0.005 U	0.00 U	42.0	0.001	0.01 U	0.013
3/23/16	0.01	6.2	0.003	0.00 U	42.4	0.001	0.00 U	0.009
8/29/16	0.01	6.1	0.003	0.00 U	39.0	0.001 U	0.00 U	0.013
3/6/17	0.02	5.8	0.005	0.00 U	39.2	0.001 U	0.00 U	0.014
9/12/17	0.01	5.1	0.002	0.00 U	36.8	0.001 U	0.00 U	0.009
3/27/18	0.02	5.4	0.005	0.00 U	35.7	0.001 U	0.00	0.014
9/11/18	0.01	6.0	0.005	0.00 U	45.1	0.001 U	0.00	0.009

Gude Landfill
Monitoring Location OB03 - Total Metals

Printed 12/10/21

	Antimony, total (mg/L)	Arsenic, total (mg/L)	Barium, total (mg/L)	Beryllium, total (mg/L)	Boron, total (mg/L)	Cadmium, total (mg/L)	Calcium, total (mg/L)	Chromium, total (mg/L)	Cobalt, total (mg/L)	Copper, total (mg/L)	Iron, total (mg/L)	Lead, total (mg/L)
MCL/ GWPS	0.006	0.01	2	0.004		0.005		0.1				0.015
4/27/01	0.0007 U	0.0020 U	0.3766	0.0005 U	--	0.0006 U	--	0.0116	0.0444	0.0100 U	--	0.00130 U
9/4/01	0.0032	0.0054	0.8745	0.0017 U	--	0.0020 U	--	0.0020 U	0.0543	0.0108	--	0.00200 U
3/12/02	0.0020 U	0.0040	0.5552	0.0017 U	--	0.0020 U	--	0.0048	0.0545	0.0106	--	0.00210
6/2/03	0.0020 U	0.0087	1.2980	0.0004 U	--	0.0020 U	--	0.0020 U	0.0592	0.0120	--	0.00410
10/8/03	0.0009 U	0.0027	1.3910	0.0016 U	--	0.0020 U	--	0.0020	0.0318	0.0161	--	0.00290
3/23/04	0.0009 U	0.0085	1.3530	0.0016 U	--	0.0007 U	--	0.0024	0.0755	0.0100 U	--	0.00360
9/20/04	0.0028 U	0.0085	1.8960	0.0012 U	--	0.0020 U	--	0.0045	0.0614	0.0132	--	0.00200
4/5/05	0.0028 U	0.0232	1.6900	0.0012 U	--	0.0020 U	--	0.0044	0.0711	0.0145	--	0.00300
9/21/05	0.0028 U	0.0079	1.3490	0.0012 U	--	0.0020 U	--	0.0031	0.0655	0.0153	--	0.00270
4/4/06	0.0006 U	0.0066	1.1010	0.0007 U	--	0.0020 U	--	0.0020 U	0.0593	0.0093	--	0.00310
9/25/06	0.0007 U	0.0023	0.6512	0.0009 U	--	0.0020 U	--	0.0295	0.0555	0.0499	--	0.02000
4/17/07	0.0007 U	0.0023	0.7963	0.0009 U	0.080	--	--	0.0020 U	0.0674	0.0064	--	0.00070 U
10/3/07	0.0020 U	0.0046	0.9091	0.0009 U	0.053	--	--	0.0020 U	0.0581	0.0113	--	0.00200 U
3/25/08	0.0005 U	0.0040	0.7536	0.0010 U	0.036	--	--	0.0020 U	0.0556	0.0066	--	0.00200 U
9/23/08	0.0010 U	0.0040 U	0.5928	0.0020 U	0.054	--	--	0.0016 U	0.0530	0.0077	--	0.00400 U
3/9/09	0.0010 U	0.0100 U	0.5995	0.0012 U	0.065	--	--	0.0100 U	0.0569	0.0100 U	--	0.01000 U
9/21/09	0.0020 U	0.0024	0.5880	0.0020 U	--	0.0020 U	59.90	0.0020 U	0.0643	0.0063	28.8000	0.00200 U
7/30/10	0.0010 U	0.0034	0.5500	0.0010 U	--	0.0010 U	--	0.0021	0.0610	0.0040	--	0.00110
9/14/10	0.0050 U	0.0050 U	0.5920	0.0050 U	--	0.0050 U	62.30	0.0050 U	0.0659	0.0124	25.0000	0.00500 U
4/25/11	0.0050 U	0.0050 U	0.7360	0.0050 U	--	0.0050 U	69.00	0.0050 U	0.0629	0.0076	23.6000 J	0.00500 U
9/19/11	0.0050 U	0.0050 U	0.5800	0.0050 U	--	0.0050 U	65.30	0.0050 U	0.0554	0.0050 U	22.1900	0.00500 U
3/8/12	0.0050 U	0.0050 U	0.6970	0.0050 U	--	0.0050 U	74.40	0.0050 U	0.0634	0.0082	23.6800	0.00500 U
9/17/12	0.0050 U	0.0050 U	0.5710	0.0050 U	--	0.0050 U	64.30	0.0050 U	0.0670	0.0050 U	21.7000	0.00500 U

Shaded concentrations represent MCL/GWPS exceedances

Printed on Recycled Paper

Gude Landfill
Monitoring Location OB03 - Total Metals

Printed 12/10/21

	Antimony, total (mg/L)	Arsenic, total (mg/L)	Barium, total (mg/L)	Beryllium, total (mg/L)	Boron, total (mg/L)	Cadmium, total (mg/L)	Calcium, total (mg/L)	Chromium, total (mg/L)	Cobalt, total (mg/L)	Copper, total (mg/L)	Iron, total (mg/L)	Lead, total (mg/L)
3/28/13	0.0050 U	0.0050 U	0.5730	0.0050 U	--	0.0050 U	67.40	0.0050 U	0.0531	0.0113	21.8000	0.00500 U
9/23/13	0.0050 U	0.0050 U	0.5980	0.0050 U	--	0.0050 U	64.40	0.0050 U	0.0566	0.0050 U	20.6000	0.00500 U
3/12/14	0.0050 U	0.0050 U	0.5540	0.0050 U	--	0.0050 U	65.60	0.0050 U	0.0526	0.0050 U	19.0000	0.00500 U
9/8/14	0.0050 U	0.0050 U	0.5360	0.0050 U	--	0.0050 U	60.20	0.0050 U	0.0522	0.0050 U	17.6000	0.00500 U
3/18/15	0.0020 U	0.0031	0.5200	0.0020 U	--	0.0040 U	70.00	0.0100 U	0.0560	0.0019 J	21.0000	0.00200 U
8/31/15	0.0010 U	0.0028	0.4900	0.0010 U	--	0.0005 U	74.00	0.0350	0.0610	0.0050 U	21.0000	0.00100 U
3/23/16	0.0020 U	0.0026	0.5000	0.0020 U	--	0.0020 U	69.60	0.0025	0.0484	0.0020 U	20.9000	0.00200 U
8/29/16	0.0020 U	0.0025	0.4670	0.0020 U	--	0.0020 U	69.00	0.0020 U	0.0544	0.0020 U	22.4000	0.00200 U
3/6/17	0.0020 U	0.0065	0.3120	0.0020 U	--	0.0020 U	176.00	0.0059	0.0020 U	0.0363	0.9000	0.00200 U
9/12/17	0.0020 U	0.0027	0.4630	0.0020 U	--	0.0020 U	76.50	0.0033	0.0544	0.0020 U	23.7000	0.00200 U
3/27/18	0.0020 U	0.0037	0.4790	0.0020 U	--	0.0020 U	81.20	0.0094	0.0525	0.0020 U	23.1000	0.00200 U
9/11/18	0.0020 U	0.0045	0.4340	0.0020 U	--	0.0020 U	76.00	0.0116	0.0467	0.0020 U	22.2000	0.00200 U
4/16/19	0.0010 U	0.0025	0.3410	0.0010 U	--	0.0010 U	61.30	0.0026	0.0364	0.0054	17.2000	0.00100 U
8/2/19	0.0010 U	0.0022	0.4030	0.0010 U	--	0.0010 U	61.40	0.0019	0.0406	0.0010 U	18.0000	0.00100 U
3/10/20	0.0010 U	0.0022	0.4540	0.0010 U	--	0.0010 U	70.40	0.0014	0.0480	0.0016	21.8000	0.00100 U
8/5/20	0.0010 U	0.0024	0.4480	0.0010 U	--	0.0010 U	65.20	0.0019	0.0493	0.0010 U	22.2000	0.00100 U
3/22/21	0.0010 U	0.0016	0.4230	0.0010 U	--	0.0010 U	68.20	0.0010 U	0.0411	0.0013 B	13.7000	0.00100 U
8/31/21	0.0010 U	0.0023	0.4850	0.0010 U	--	0.0010 U	80.60	0.0035	0.0544	0.0031	23.9000	0.00100 U

Gude Landfill
Monitoring Location OB03 - Total Metals

Printed 12/10/21

	Magnesium, total (mg/L)	Manganese, total (mg/L)	Mercury, total (mg/L)	Nickel, total (mg/L)	Potassium, total (mg/L)	Selenium, total (mg/L)	Silver, total (mg/L)	Sodium, total (mg/L)	Thallium, total (mg/L)	Tin, total (mg/L)	Vanadium, total (mg/L)
MCL/ GWPS			0.002			0.05			0.002		
4/27/01	--	12.29000	0.000100 U	0.0099	--	0.00180 U	0.0052 U	--	0.0020 U	0.2000 U	0.00200 U
9/4/01	--	16.25000	0.000100 U	0.0133	--	0.00200 U	0.0044 U	--	0.0012	0.2000 U	0.00200 U
3/12/02	--	15.48000	0.000100 U	0.0151	--	0.00200 U	0.0044 U	--	0.0011	0.2000 U	0.00200 U
6/2/03	--	15.97000	0.000200 U	0.0166	--	0.00210	0.0096 U	--	0.0010 U	0.0008 U	0.00200 U
10/8/03	--	9.80100	0.000200 U	0.0114	--	0.00200 U	0.0022 U	--	0.0010 U	0.0003 U	0.00390
3/23/04	--	18.17000	0.000200 U	0.0183	--	0.00200 U	0.0022 U	--	0.0010 U	0.0020 U	0.00390
9/20/04	--	19.31000	0.000100 U	0.0180	--	0.00480	0.0018 U	--	0.0012	0.0020 U	0.00590
4/5/05	--	20.57750	0.000100 U	0.0194	--	0.00460	0.0018 U	--	0.0012	0.0050 U	0.00780
9/21/05	--	19.79000	0.000300	0.0172	--	0.00350	0.0018 U	--	0.0012	0.0050 U	0.00320
4/4/06	--	20.77430	0.000100 U	0.0171	--	0.00200 U	0.0004 U	--	0.0020 U	0.0050 U	0.00200 U
9/25/06	--	16.74000	0.000200 U	0.0408	--	0.00080 U	0.0005 U	--	0.0020 U	0.0050 U	0.02190
4/17/07	--	--	0.000200 U	0.0190	--	0.00200 U	0.0005 U	--	0.0020 U	0.0500 U	0.00070 U
10/3/07	--	--	0.000200 U	0.0175	--	0.00200 U	0.0005 U	--	0.0020 U	0.0020 U	0.00230
3/25/08	--	--	0.000200 U	0.0168	--	0.00200 U	0.0008 U	--	0.0015	0.0500 U	0.00200 U
9/23/08	--	--	0.000200 U	0.0142	--	0.00180 U	0.0016 U	--	0.0012 U	0.0011 U	0.00120 U
3/9/09	--	--	0.000200 U	0.0162	--	0.01000 U	0.0043 U	--	0.0050 U	0.0011 U	0.01000 U
9/21/09	33.200	18.50000	0.000200 U	0.0183	10.200	0.00200 U	0.0020 U	35.90	0.0020 U	--	0.00050 U
7/30/10	--	--	0.000200 U	0.0200	--	0.00100 U	0.0010 U	--	0.0016	0.0050 U	0.00500 U
9/14/10	35.600	21.30000	0.000200 U	0.0197	6.940	0.00500 U	0.0050 U	41.60	0.0050 U	--	0.00500 U
4/25/11	47.100 J	18.50000	0.000200 U	0.0176	10.100	0.00500 U	0.0050 U	74.20	0.0050 U	--	0.00500 U
9/19/11	41.100	19.00000	0.000200 U	--	7.000	0.00500 U	0.0050 U	44.20	0.0050 U	--	0.00500 U
3/8/12	42.700	19.60000	0.000250	0.0209	7.950	0.00545	0.0050 U	58.90	0.0050 U	--	0.00500 U
9/17/12	37.000	18.80000	0.000200 U	0.0229	6.770	0.00500 U	0.0050 U	35.70	0.0050 U	--	0.00500 U

Gude Landfill
Monitoring Location OB03 - Total Metals

Printed 12/10/21

	Magnesium, total (mg/L)	Manganese, total (mg/L)	Mercury, total (mg/L)	Nickel, total (mg/L)	Potassium, total (mg/L)	Selenium, total (mg/L)	Silver, total (mg/L)	Sodium, total (mg/L)	Thallium, total (mg/L)	Tin, total (mg/L)	Vanadium, total (mg/L)
3/28/13	35.200	19.50000	0.000200 U	0.0170	9.310	0.00500 U	0.0050 U	43.80	0.0050 U	--	0.00500 U
9/23/13	38.600	19.40000	0.000470	0.0205	5.770	0.00500 U	0.0050 U	35.70	0.0050 U	--	0.00500 U
3/12/14	37.400	17.30000	0.000200 U	0.0176	8.520	0.00500 U	0.0050 U	53.80	0.0050 U	--	0.00500 U
9/8/14	35.300	20.60000	0.000200 U	0.0165	7.120	0.00500 U	0.0050 U	43.60	0.0050 U	--	0.00500 U
3/18/15	40.000	19.00000	0.000200 U	0.0110 U	7.000	0.03500 U	0.0100 U	47.00	0.0011 J	--	0.01000 U
8/31/15	41.000	19.00000	0.000200 U	0.0320	7.400	0.00500 U	0.0010 U	41.00	0.0013	--	0.00500 U
3/23/16	40.700	26.80000	0.000200 U	0.0126	5.720	0.00290	0.0020 U	42.90	0.0011	--	0.00200 U
8/29/16	40.600	18.80000	0.000200 U	0.0145	6.280	0.00267	0.0020 U	38.40	0.0011	--	0.00200 U
3/6/17	91.500	3.13000	0.000200 U	0.0177	6.970	0.03170	0.0020 U	69.40	0.0010 U	--	0.00446
9/12/17	46.900	19.10000	0.000200 U	0.0144	5.220	0.00249	0.0020 U	36.80	0.0010 U	--	0.00200 U
3/27/18	46.400	20.90000	0.000200 U	0.0166	5.330	0.00565	0.0020 U	36.20	0.0010 U	--	0.00284
9/11/18	41.900	18.30000	0.000200 U	0.0145	6.010	0.00492	0.0020 U	46.00	0.0010 U	--	0.00334
4/16/19	42.800	16.80000	0.000100 U	0.0124	7.070	0.00100 U	0.0010 U	62.00 B	0.0010 U	--	0.00100 U
8/2/19	43.300	19.80000	0.000100 U	0.0133	6.820	0.00100 U	0.0010 U	57.30	0.0010 U	--	0.00100 U
3/10/20	50.300	21.30000	0.000100 U	0.0147	8.730	0.00100 U	0.0010 U	56.30	0.0010 U	--	0.00100 U
8/5/20	45.500	21.90000	0.000100 U	0.0146	7.390	0.00100 U	0.0010 U	54.40	0.0010 U	--	0.00100 U
3/22/21	41.000	17.30000	0.000100 U	0.0115	22.000	0.00130	0.0010 U	59.00	0.0010 U	--	0.00100 U
8/31/21	56.000	24.40000	0.000100 U	0.0181	7.050	0.00100 U	0.0010 U	58.20	0.0010 U	--	0.00100 U

Gude Landfill
Monitoring Location OB03 - Total Metals

Printed 12/10/21

	Zinc, total (mg/L)
MCL/ GWPS	
4/27/01	--
9/4/01	--
3/12/02	--
6/2/03	--
10/8/03	--
3/23/04	--
9/20/04	--
4/5/05	--
9/21/05	--
4/4/06	--
9/25/06	--
4/17/07	0.01260
10/3/07	0.02530
3/25/08	0.02080
9/23/08	0.02000 U
3/9/09	0.03360
9/21/09	0.01000 U
7/30/10	0.02500
9/14/10	0.01650
4/25/11	0.01480
9/19/11	0.01410
3/8/12	0.01750
9/17/12	0.01480

Gude Landfill
Monitoring Location OB03 - Total Metals

Printed 12/10/21

	Zinc, total (mg/L)
3/28/13	0.01420
9/23/13	0.01540
3/12/14	0.01370
9/8/14	0.01660
3/18/15	0.01300
8/31/15	0.01500
3/23/16	0.00931
8/29/16	0.01050
3/6/17	0.00709
9/12/17	0.00950
3/27/18	0.01350
9/11/18	0.00926
4/16/19	0.02300
8/2/19	0.00792 B
3/10/20	0.00906
8/5/20	0.00807
3/22/21	0.01760
8/31/21	0.00855

Gude Landfill

Printed 12/10/21

Monitoring Location OB03 - Volatile Organic Compounds

	1,1,1,2-Tetrachloroethane (ug/L)	1,1,1-Trichloroethane (ug/L)	1,1,2,2-Tetrachloroethane (ug/L)	1,1,2-Trichloroethane (ug/L)	1,1-Dichloroethane (ug/L)	1,1-Dichloroethene (ug/L)	1,1-Dichloropropene (ug/L)	1,2,3-Trichloropropane (ug/L)	1,2-Dibromo-3-chloropropane (ug/L)	1,2-Dibromoethane (ug/L)	1,2-Dichlorobenzene (ug/L)	1,2-Dichloroethane (ug/L)	1,2-Dichloropropane (ug/L)	1,3-Dichloropropane (ug/L)
MCL/ GWPS	200			5		7			0.2	0.05	600	5	5	
4/27/01	0.18 U	0.15 U	0.23 U	0.22 U	38.54	1.00 U	0.22 U	0.21 U	1.00 U	0.20 U	10.00 U	2.25	7.80	0.19 U
9/4/01	0.18 U	0.15 U	0.23 U	3.77	49.88	1.00 U	0.22 U	0.21 U	0.14 U	0.20 U	10.00 U	2.73	9.57	0.19 U
3/12/02	0.18 U	0.15 U	0.23 U	4.07	58.99	1.00 U	0.22 U	0.21 U	0.14 U	0.20 U	10.00 U	3.49	12.62	0.19 U
6/2/03	0.18 U	0.15 U	0.23 U	0.22 U	27.30	1.00 U	0.22 U	0.21 U	0.14 U	0.20 U	10.00 U	0.17 U	6.32	0.19 U
10/8/03	0.18 U	0.15 U	0.23 U	0.22 U	25.91	1.00 U	0.22 U	0.21 U	0.14 U	0.20 U	0.19 U	1.64	6.70	0.19 U
3/23/04	0.18 U	0.15 U	0.23 U	0.22 U	27.74	1.00 U	0.22 U	0.21 U	1.00 U	0.20 U	10.00 U	2.45	7.91	0.19 U
9/20/04	0.13 U	0.24 U	0.44 U	0.25 U	33.30	1.00 U	0.35 U	0.40 U	0.33 U	0.28 U	10.00 U	2.33	10.73	0.33 U
4/5/05	0.13 U	0.24 U	0.44 U	0.25 U	29.03	1.00 U	0.35 U	0.40 U	0.33 U	0.28 U	10.00 U	1.89	10.53	0.33 U
9/21/05	0.13 U	0.24 U	0.44 U	0.25 U	42.38	1.00 U	0.35 U	0.40 U	0.33 U	0.28 U	10.00 U	3.03	11.53	0.33 U
4/4/06	0.13 U	0.24 U	0.44 U	0.25 U	36.78	1.00 U	0.35 U	0.40 U	0.33 U	0.28 U	10.00 U	2.58	9.40	0.33 U
9/25/06	0.13 U	0.24 U	0.44 U	0.25 U	21.95	1.00 U	0.35 U	0.40 U	0.33 U	0.28 U	10.00 U	3.87	13.74	0.33 U
4/17/07	0.13 U	0.24 U	0.44 U	0.25 U	34.70	1.00 U	0.35 U	0.40 U	0.33 U	0.28 U	10.00 U	2.95	9.67	0.33 U
10/3/07	0.13 U	0.24 U	0.44 U	0.25 U	44.70	1.00 U	0.35 U	0.40 U	1.07	0.28 U	10.00 U	5.32	15.23	0.33 U
3/25/08	0.18 U	0.18 U	0.21 U	0.23 U	47.23	0.63	0.26 U	0.14 U	0.24 U	0.16 U	1.82	4.98	14.47	0.20 U
9/23/08	0.12 U	0.17 U	0.14 U	0.17 U	36.07	0.50 U	0.13 U	0.17 U	0.20 U	0.08 U	1.34	4.09	12.33	0.13 U
3/9/09	0.12 U	0.17 U	0.14 U	0.17 U	48.38	0.72	0.13 U	0.17 U	0.20 U	0.08 U	--	4.81	16.14	0.13 U
9/21/09	1.00 U	1.00 U	1.00 U	1.00 U	45.00	0.86 J	1.00 U	1.00 U	1.00 U	1.00 U	1.84	1.00 U	15.80	1.00 U
7/30/10	1.00 U	1.00 U	1.00 U	1.00 U	50.00	1.00 U	1.00 U	1.00 U	10.00 U	1.00 U	2.00	4.00	13.00	1.00 U
9/14/10	2.00 U	2.00 U	2.00 U	2.00 U	36.40	0.71 J	2.00 U	2.00 U	1.52 J	2.00 U	1.92 J	3.84	10.10	2.00 U
4/25/11	1.00 U	1.00 U	1.00 U	1.00 U	23.00	1.00 U	--	1.00 U	1.00 U	1.00 U	1.00 U	1.00 U	4.10	--

Shaded concentrations represent MCL/GWPS exceedances

Printed on Recycled Paper

Gude Landfill
Monitoring Location OB03 - Volatile Organic Compounds

Printed 12/10/21

	1,1,1,2-Tetrachloroethane (ug/L)	1,1,1-Trichloroethane (ug/L)	1,1,1,2,2-Tetrachloroethane (ug/L)	1,1,2-Trichloroethane (ug/L)	1,1-Dichloroethane (ug/L)	1,1-Dichloroethene (ug/L)	1,1-Dichloropropene (ug/L)	1,2,3-Trichloropropane (ug/L)	1,2-Dibromo-3-chloropropane (ug/L)	1,2-Dibromoethane (ug/L)	1,2-Dichlorobenzene (ug/L)	1,2-Dichloroethane (ug/L)	1,2-Dichloropropane (ug/L)	1,3-Dichloropropane (ug/L)
9/19/11	1.00 U	1.00 U	1.00 U	1.00 U	1.00 U	1.00 U	--	1.00 U	1.00 U	1.00 U	1.00 U	6.00	11.00	--
3/8/12	1.00 U	1.00 U	1.00 U	1.00 U	23.00	1.00 U	--	1.00 U	1.00 U	1.00 U	1.20	1.00 U	6.80	--
9/17/12	1.00 U	1.00 U	1.00 U	1.00 U	34.40	1.00 U	1.00 U	1.00 U	1.00 U	1.00 U	1.00 U	1.00 U	12.80	1.00 U
3/28/13	1.00 U	1.00 U	1.00 U	1.00 U	34.30	1.00 U	1.00 U	1.00 U	1.00 U	1.00 U	1.47	3.68	10.50	1.00 U
9/23/13	1.00 U	1.00 U	1.00 U	1.00 U	37.80	1.00 U	1.00 U	1.00 U	1.00 U	1.00 U	1.57	2.61	15.30	1.00 U
3/12/14	1.00 U	1.00 U	1.00 U	1.00 U	18.00	1.00 U	1.00 U	1.00 U	1.00 U	1.00 U	--	1.87	5.49	1.00 U
9/8/14	1.00 U	1.00 U	1.00 U	1.00 U	29.80	1.00 U	1.00 U	1.00 U	1.00 U	1.00 U	1.29	3.74	8.57	1.00 U
3/18/15	1.00 U	1.00 U	1.00 U	1.00 U	24.60	1.00 U	1.00 U	1.00 U	1.00 U	1.00 U	1.06	2.69	6.90	1.00 U
8/31/15	1.00 U	1.00 U	1.00 U	1.00 U	31.50	1.00 U	1.00 U	1.00 U	1.00 U	1.00 U	1.51	4.29	9.63	1.00 U
3/23/16	1.00 U	1.00 U	1.00 U	1.00 U	29.90	1.00 U	1.00 U	1.00 U	1.00 U	1.00 U	1.54	3.54	8.41	1.00 U
8/29/16	1.00 U	1.00 U	1.00 U	1.00 U	28.20	1.00 U	1.00 U	1.00 U	1.00 U	1.00 U	1.69	3.82	8.28	1.00 U
3/6/17	1.00 U	1.00 U	1.00 U	1.00 U	24.00	1.00 U	1.00 U	1.00 U	1.00 U	1.00 U	1.97	3.67	7.23	1.00 U
9/12/17	1.00 U	1.00 U	1.00 U	1.00 U	22.80	1.00 U	1.00 U	1.00 U	1.00 U	1.00 U	2.01	3.50	7.06	1.00 U
3/27/18	1.00 U	1.00 U	1.00 U	1.00 U	21.40	1.00 U	1.00 U	1.00 U	1.00 U	1.00 U	1.47	3.38	6.16	1.00 U
9/11/18	1.00 U	1.00 U	1.00 U	1.00 U	16.40	1.00 U	1.00 U	1.00 U	1.00 U	1.00 U	1.06	2.17	4.52	1.00 U
4/16/19	1.00 U	1.00 U	1.00 U	1.00 U	9.10	1.00 U	1.00 U	1.00 U	1.00 U	1.00 U	1.00 U	1.20	2.70	1.00 U
8/2/19	1.00 U	1.00 U	1.00 U	1.00 U	15.50	1.00 U	1.00 U	1.00 U	1.00 U	1.00 U	1.00 U	2.00	4.10	1.00 U
3/10/20	1.00 U	1.00 U	1.00 U	1.00 U	14.20	1.00 U	1.00 U	1.00 U	1.00 U	1.00 U	1.20	1.60	3.60	1.00 U
8/5/20	1.00 U	1.00 U	1.00 U	1.00 U	17.40	1.00 U	1.00 U	1.00 U	0.05 U	0.02 U	1.40	2.50	4.70	1.00 U
3/22/21	1.00 U	1.00 U	1.00 U	1.00 U	8.80	1.00 U	1.00 U	1.00 U	0.05 U	0.02 U	1.00 U	1.00 U	2.10	1.00 U
8/31/21	1.00 U	1.00 U	1.00 U	1.00 U	13.60	1.00 U	1.00 U	1.00 U	0.05 U	0.02 U	1.50	2.20	3.40	1.00 U

Shaded concentrations represent MCL/GWPS exceedances

Printed on Recycled Paper

Gude Landfill
Monitoring Location OB03 - Volatile Organic Compounds

Printed 12/10/21

	1,4-Dichlorobenzene (ug/L)	2,2-Dichloropropane (ug/L)	2-Butanone (ug/L)	2-Hexanone (ug/L)	4-Methyl-2-Pentanone (ug/L)	Acetone (ug/L)	Acrylonitrile (ug/L)	Benzene (ug/L)	Bromochloromethane (ug/L)	Bromodichloromethane (ug/L)	Bromoform (ug/L)	Bromomethane (ug/L)	Carbon Disulfide (ug/L)	Carbon Tetrachloride (ug/L)	Chlorobenzene (ug/L)
MCL/ GWPS	75							5		80	80			5	100
4/27/01	10.00 U	0.11 U	--	0.18 U	--	0.15 U	--	8.60	0.20 U	0.18 U	0.14 U	0.15 U	0.38 U	0.15 U	2.86
9/4/01	10.00 U	0.11 U	--	0.18 U	--	1.00 U	--	8.08	0.20 U	0.18 U	0.14 U	0.15 U	0.38 U	0.15 U	2.12
3/12/02	10.00 U	0.11 U	--	0.18 U	--	1.00 U	--	9.03	0.20 U	0.18 U	0.14 U	1.00 U	0.38 U	0.15 U	1.36
6/2/03	10.00 U	0.11 U	--	0.18 U	--	0.15 U	--	5.17	0.20 U	0.18 U	0.14 U	0.15 U	0.38 U	0.15 U	6.95
10/8/03	11.54	0.11 U	1.69	0.18 U	--	0.15 U	--	5.50	0.20 U	0.18 U	0.14 U	0.15 U	0.38 U	0.15 U	6.31
3/23/04	16.14	0.11 U	4.67	1.00 U	--	0.15 U	--	6.58	0.20 U	0.18 U	0.14 U	1.00 U	1.00 U	0.15 U	6.25
9/20/04	10.24	0.23 U	0.29 U	0.19 U	--	0.39 U	--	5.28	0.34 U	0.31 U	0.27 U	0.31 U	2.50 U	0.25 U	4.42
4/5/05	10.00 U	0.23 U	1.00 U	0.19 U	--	0.39 U	--	2.40	0.34 U	0.31 U	0.27 U	0.31 U	0.75 U	0.25 U	4.22
9/21/05	10.00 U	0.23 U	0.29 U	0.19 U	--	0.39 U	--	4.29	0.34 U	0.31 U	0.27 U	0.31 U	0.75 U	0.25 U	3.24
4/4/06	10.01	0.23 U	0.29 U	0.19 U	--	1.00 U	--	3.34	0.34 U	0.31 U	0.27 U	0.31 U	0.75 U	0.25 U	4.92
9/25/06	10.47	0.23 U	1.00 U	0.19 U	--	0.39 U	--	4.53	0.34 U	0.31 U	0.27 U	1.00 U	0.75 U	0.25 U	3.98
4/17/07	11.86	0.23 U	1.00 U	0.19 U	--	0.39 U	--	3.99	0.34 U	0.31 U	0.27 U	0.31 U	0.75 U	0.25 U	5.59
10/3/07	10.11	0.23 U	1.00 U	1.00 U	--	0.39 U	--	6.12	0.34 U	0.31 U	0.27 U	1.00 U	2.50 U	0.25 U	3.89
3/25/08	10.00 U	0.19 U	--	--	--	--	--	4.62	0.12 U	0.19 U	0.12 U	0.53	--	0.13 U	2.32
9/23/08	10.00 U	0.50 U	--	--	--	--	--	3.20	0.14 U	0.11 U	0.16 U	0.50 U	--	0.14 U	2.04
3/9/09	--	0.22 U	--	--	--	--	--	5.53	0.14 U	0.11 U	0.16 U	0.12 U	--	0.14 U	2.76
9/21/09	13.60	1.00 U	1.00 U	1.00 U	1.00 U	0.14 U	1.00 U	4.56	1.00 U	1.00 U	1.00 U	1.00 U	2.50 U	1.00 U	2.98
7/30/10	15.00	1.00 U	10.00 U	5.00 U	5.00 U	5.00 U	10.00 U	6.00	1.00 U	1.00 U	5.00 U	1.00 U	1.00 U	1.00 U	3.00
9/14/10	11.30	2.00 U	2.00 U	2.00 U	2.00 U	2.00 U	2.00 U	4.24	2.00 U	2.00 U	2.00 U	2.00 U	5.00 U	2.00 U	2.26
4/25/11	1.00 U	--	5.00 U	5.00 U	5.00 U	8.10	5.00 U	1.00 U	1.00 U	1.00 U	1.00 U	1.00 U	3.90	1.00 U	5.70

Shaded concentrations represent MCL/GWPS exceedances

Printed on Recycled Paper

Gude Landfill
Monitoring Location OB03 - Volatile Organic Compounds

Printed 12/10/21

	1,4-Dichlorobenzene (ug/L)	2,2-Dichloropropane (ug/L)	2-Butanone (ug/L)	2-Hexanone (ug/L)	4-Methyl-2-Pentanone (ug/L)	Acetone (ug/L)	Acrylonitrile (ug/L)	Benzene (ug/L)	Bromochloromethane (ug/L)	Bromodichloromethane (ug/L)	Bromoform (ug/L)	Bromomethane (ug/L)	Carbon Disulfide (ug/L)	Carbon Tetrachloride (ug/L)	Chlorobenzene (ug/L)
9/19/11	1.00 U	--	5.00 U	5.00 U	5.00 U	5.00 U	5.00 U	5.50	1.00 U	1.00 U	1.00 U	1.00 U	1.00 U	1.00 U	2.40
3/8/12	9.70	--	5.00 U	5.00 U	5.00 U	5.00 U	5.00 U	1.90	1.00 U	1.00 U	1.00 U	1.00 U	1.00 U	1.00 U	3.10
9/17/12	16.60	1.00 U	5.00 U	5.00 U	5.00 U	5.00 U	5.00 U	1.00 U	1.00 U	1.00 U	1.00 U	1.00 U	5.00 U	1.00 U	1.00 U
3/28/13	12.40	1.00 U	5.00 U	5.00 U	5.00 U	5.00 U	5.00 U	3.44	1.00 U	1.00 U	1.00 U	1.00 U	5.00 U	1.00 U	2.04
9/23/13	18.20	1.00 U	5.00 U	5.00 U	5.00 U	5.00 U	5.00 U	5.38	1.00 U	1.00 U	1.00 U	1.00 U	5.00 U	1.00 U	2.43
3/12/14	8.08	1.00 U	5.00 U	5.00 U	5.00 U	5.00 U	5.00 U	1.32	--	1.00 U	1.00 U	1.00 U	5.00 U	1.00 U	1.80
9/8/14	12.20	1.00 U	5.00 U	5.00 U	5.00 U	5.00 U	5.00 U	4.18	1.00 U	1.00 U	1.00 U	1.00 U	5.00 U	1.00 U	1.79
3/18/15	8.84	1.00 U	5.00 U	5.00 U	5.00 U	5.00 U	5.00 U	1.62	1.00 U	1.00 U	1.00 U	1.00 U	5.00 U	1.00 U	1.35
8/31/15	14.00	1.00 U	5.00 U	5.00 U	5.00 U	5.00 U	5.00 U	4.27	1.00 U	1.00 U	1.00 U	1.00 U	5.00 U	1.00 U	1.95
3/23/16	13.50	1.00 U	5.00 U	5.00 U	5.00 U	5.00 U	5.00 U	2.25	1.00 U	1.00 U	1.00 U	1.00 U	5.00 U	1.00 U	1.82
8/29/16	16.50	1.00 U	5.00 U	5.00 U	5.00 U	5.00 U	5.00 U	3.25	1.00 U	1.00 U	1.00 U	1.00 U	5.00 U	1.00 U	1.97
3/6/17	18.60	1.00 U	5.00 U	5.00 U	5.00 U	5.00 U	5.00 U	2.93	1.00 U	1.00 U	1.00 U	1.00 U	5.00 U	1.00 U	2.34
9/12/17	19.50	1.00 U	5.00 U	5.00 U	5.00 U	5.00 U	5.00 U	2.40	1.00 U	1.00 U	1.00 U	1.00 U	5.00 U	1.00 U	2.39
3/27/18	14.20	1.00 U	5.00 U	5.00 U	5.00 U	5.00 U	5.00 U	2.31	1.00 U	1.00 U	1.00 U	1.00 U	5.00 U	1.00 U	1.86
9/11/18	10.00	1.00 U	5.00 U	5.00 U	5.00 U	5.00 U	5.00 U	1.63	1.00 U	1.00 U	1.00 U	1.00 U	5.00 U	1.00 U	1.48
4/16/19	5.10	1.00 U	5.00 U	5.00 U	5.00 U	5.90	5.00 U	1.20	1.00 U	1.00 U	1.00 U	1.00 U	1.00 U	1.00 U	1.50
8/2/19	9.40	1.00 U	5.00 U	5.00 U	5.00 U	5.00 U	5.00 U	1.90	1.00 U	1.00 U	1.00 U	1.00 U	1.00 U	1.00 U	1.80
3/10/20	11.20	1.00 U	5.00 U	5.00 U	5.00 U	5.00 U	5.00 U	1.50	1.00 U	1.00 U	1.00 U	1.00 U	1.00 U	1.00 U	2.10
8/5/20	15.20	1.00 U	5.00 U	5.00 U	5.00 U	5.00 U	5.00 U	1.80	1.00 U	1.00 U	1.00 U	1.00 U	1.00 U	1.00 U	2.50
3/22/21	6.30	1.00 U	5.00 U	5.00 U	5.00 U	5.00 U	5.00 U	1.00 U	1.00 U	1.00 U	1.00 U	1.00 U	1.00 U	1.00 U	1.60
8/31/21	1.00 U	1.00 U	5.00 U	5.00 U	5.00 U	5.00 U	5.00 U	1.90	1.00 U	1.00 U	1.00 U	1.00 U	1.00 U	1.00 U	2.60

Gude Landfill
Monitoring Location OB03 - Volatile Organic Compounds

Printed 12/10/21

	Chloroethane (ug/L)	Chloroform (ug/L)	Chloromethane (ug/L)	cis-1,2-Dichloroethene (ug/L)	cis-1,3-Dichloropropene (ug/L)	Dibromochloromethane (ug/L)	Ethylbenzene (ug/L)	m&p-Xylene (ug/L)	Methyl Iodide (ug/L)	Methyl Tertiary Butyl Ether (ug/L)	Methylene Bromide (ug/L)	Methylene Chloride (ug/L)	o-Xylene (ug/L)	Styrene (ug/L)
MCL/ GWPS		80		70		80	700	10000				5	10000	100
4/27/01	1.68	0.23 U	0.21 U	53.86	0.19 U	0.17 U	0.26 U	1.00 U	0.17 U	--	0.22 U	0.21 U	0.27 U	0.21 U
9/4/01	3.32	0.23 U	0.21 U	66.93	0.19 U	0.17 U	0.26 U	0.28 U	0.17 U	--	0.22 U	3.22	0.27 U	0.21 U
3/12/02	2.19	0.23 U	0.21 U	88.85	0.19 U	1.00 U	0.26 U	0.28 U	0.17 U	--	0.22 U	1.00 U	0.27 U	0.21 U
6/2/03	1.92	0.23 U	0.21 U	48.32	0.19 U	0.17 U	0.26 U	1.00 U	0.17 U	--	0.22 U	0.21 U	1.00 U	0.21 U
10/8/03	2.01	0.23 U	0.21 U	46.23	0.19 U	0.17 U	1.00 U	1.00 U	0.17 U	--	0.22 U	0.21 U	0.27 U	0.21 U
3/23/04	2.35	0.23 U	1.00 U	47.05	0.19 U	0.17 U	0.26 U	0.28 U	1.00 U	--	0.22 U	0.21 U	0.27 U	0.21 U
9/20/04	1.11	0.27 U	1.00 U	67.11	0.29 U	0.27 U	1.00 U	2.00 U	0.28 U	--	0.25 U	0.34 U	1.00 U	1.00 U
4/5/05	1.90	0.27 U	0.25 U	56.21	0.29 U	0.27 U	0.23 U	0.40 U	0.28 U	--	0.25 U	0.34 U	0.18 U	0.25 U
9/21/05	1.67	0.27 U	0.25 U	98.51	0.29 U	0.27 U	0.23 U	0.40 U	0.28 U	--	0.25 U	0.34 U	1.00 U	0.25 U
4/4/06	1.48	0.27 U	0.25 U	71.67	0.29 U	0.27 U	0.23 U	0.40 U	0.28 U	--	0.25 U	0.34 U	0.18 U	0.25 U
9/25/06	1.49	0.27 U	0.25 U	128.85	0.29 U	0.27 U	0.23 U	0.40 U	0.28 U	--	0.25 U	0.34 U	1.00 U	0.25 U
4/17/07	1.59	0.27 U	0.25 U	87.59	0.29 U	0.27 U	0.23 U	0.40 U	1.00 U	--	0.25 U	0.34 U	0.18 U	0.25 U
10/3/07	0.31 U	0.27 U	1.00 U	148.91	0.29 U	0.27 U	1.00 U	2.00 U	0.28 U	--	0.25 U	0.34 U	1.00 U	1.00 U
3/25/08	1.23	0.21 U	0.50 U	161.47	0.13 U	0.15 U	0.50 U	1.33	--	5.00 U	0.15 U	0.12 U	0.79	0.20 U
9/23/08	1.19	0.12 U	0.20 U	120.90	0.12 U	0.13 U	0.12 U	0.23 U	--	5.57	0.20 U	0.17 U	0.11 U	0.11 U
3/9/09	1.61	0.12 U	0.50 U	164.77	0.12 U	0.13 U	0.12 U	0.23 U	--	5.00 U	0.20 U	0.17 U	0.50 U	0.11 U
9/21/09	1.55	1.00 U	1.00 U	156.00	1.00 U	1.00 U	1.00 U	2.00 U	1.00 U	2.05	1.00 U	1.00 U	1.00 U	1.00 U
7/30/10	1.00	1.00 U	1.00 U	160.00	1.00 U	1.00 U	1.00 U	2.00 U	20.00 U	--	1.00 U	1.00 U	1.00 U	1.00 U
9/14/10	1.51 J	2.00 U	2.00 U	117.00	2.00 U	2.00 U	2.00 U	4.00 U	2.00 U	1.71 J	2.00 U	2.00 U	2.00 U	2.00 U
4/25/11	1.00 U	1.00 U	5.30	38.00	1.00 U	1.00 U	1.00 U	--	1.00 U	2.60	1.00 U	1.00 U	--	1.00 U

Shaded concentrations represent MCL/GWPS exceedances

Printed on Recycled Paper

Gude Landfill
Monitoring Location OB03 - Volatile Organic Compounds

Printed 12/10/21

	Chloroethane (ug/L)	Chloroform (ug/L)	Chloromethane (ug/L)	cis-1,2-Dichloroethene (ug/L)	cis-1,3-Dichloropropene (ug/L)	Dibromochloromethane (ug/L)	Ethylbenzene (ug/L)	m&p-Xylene (ug/L)	Methyl Iodide (ug/L)	Methyl Tertiary Butyl Ether (ug/L)	Methylene Bromide (ug/L)	Methylene Chloride (ug/L)	o-Xylene (ug/L)	Styrene (ug/L)
9/19/11	1.00 U	1.00 U	1.70	1.00 U	1.00 U	1.00 U	1.00 U	--	1.00 U	2.00 U	1.00 U	1.00 U	--	1.00 U
3/8/12	1.00 U	1.00 U	1.00 U	71.00	1.00 U	1.00 U	1.00 U	--	1.00 U	1.00 U	1.00 U	1.00 U	--	1.00 U
9/17/12	1.00 U	1.00 U	1.00 U	94.90	1.00 U	1.00 U	1.00 U	2.00 U	5.00 U	5.00 U	1.00 U	1.00 U	1.00 U	1.00 U
3/28/13	1.20	1.00 U	1.00 U	97.10	1.00 U	1.00 U	1.00 U	2.00 U	5.00 U	5.00 U	1.00 U	1.00 U	1.00 U	1.00 U
9/23/13	1.00 U	1.00 U	1.00 U	126.00	1.00 U	1.00 U	1.00 U	2.00 U	5.00 U	5.00 U	1.00 U	1.00 U	1.00 U	1.00 U
3/12/14	1.00 U	1.00 U	1.00 U	54.70	1.00 U	1.00 U	1.00 U	2.00 U	5.00 U	5.00 U	1.00 U	1.00 U	1.00 U	1.00 U
9/8/14	1.00 U	1.00 U	1.00 U	86.00	1.00 U	1.00 U	1.00 U	2.00 U	5.00 U	5.00 U	1.00 U	1.00 U	1.00 U	1.00 U
3/18/15	1.00 U	1.00 U	1.00 U	74.00	1.00 U	1.00 U	1.00 U	2.00 U	5.00 U	5.00 U	1.00 U	1.00 U	1.00 U	1.00 U
8/31/15	1.10	1.00 U	1.00 U	88.50	1.00 U	1.00 U	1.00 U	2.00 U	5.00 U	5.00 U	1.00 U	1.00 U	1.00 U	1.00 U
3/23/16	1.05	1.00 U	1.00 U	87.80	1.00 U	1.00 U	1.00 U	2.00 U	5.00 U	5.00 U	1.00 U	1.00 U	1.00 U	1.00 U
8/29/16	1.54	1.00 U	1.00 U	81.60	1.00 U	1.00 U	1.00 U	2.00 U	5.00 U	5.00 U	1.00 U	1.00 U	1.00 U	1.00 U
3/6/17	2.22	1.00 U	1.00 U	77.20	1.00 U	1.00 U	1.00 U	2.00 U	5.00 U	5.00 U	1.00 U	1.00 U	1.00 U	1.00 U
9/12/17	1.83	1.00 U	1.00 U	68.00	1.00 U	1.00 U	1.00 U	2.00 U	5.00 U	5.00 U	1.00 U	1.00 U	1.00 U	1.00 U
3/27/18	2.40	1.00 U	1.00 U	67.30	1.00 U	1.00 U	1.00 U	2.00 U	5.00 U	5.00 U	1.00 U	1.00 U	1.00 U	1.00 U
9/11/18	1.25	1.00 U	1.00 U	50.20	1.00 U	1.00 U	1.00 U	2.00 U	5.00 U	5.00 U	1.00 U	1.00 U	1.00 U	1.00 U
4/16/19	1.00 U	1.00 U	1.00 U	30.60	1.00 U	1.00 U	1.00 U	1.00 U	1.00 U	1.00 U	1.00 U	1.00 U	1.00 U	1.00 U
8/2/19	1.00 U	1.00 U	1.00 U	47.50	1.00 U	1.00 U	1.00 U	1.00 U	1.00 U	1.30	1.00 U	1.00 U	1.00 U	1.00 U
3/10/20	1.00 U	1.00 U	1.00 U	49.10	1.00 U	1.00 U	1.00 U	1.00 U	1.00 U	1.50	1.00 U	1.00 U	1.00 U	1.00 U
8/5/20	1.00 U	1.00 U	1.00 U	54.90	1.00 U	1.00 U	1.00 U	1.00 U	1.00 U	1.70	1.00 U	1.00 U	1.00 U	1.00 U
3/22/21	1.00 U	1.00 U	1.00 U	28.70	1.00 U	1.00 U	1.00 U	1.00 U	1.00 U	1.00 U	1.00 U	1.00 U	1.00 U	1.00 U
8/31/21	2.00	1.00 U	1.00 U	38.50	1.00 U	1.00 U	1.00 U	1.00 U	1.00 U	1.80	1.00 U	1.00 U	1.00 U	1.00 U

Gude Landfill
Monitoring Location OB03 - Volatile Organic Compounds

Printed 12/10/21

	Tetrachloroethene (ug/L)	Toluene (ug/L)	trans-1,2-Dichloroethene (ug/L)	trans-1,3-Dichloropropene (ug/L)	trans-1,4-Dichloro-2-butene (ug/L)	Trichloroethene (ug/L)	Trichlorofluoromethane (ug/L)	Vinyl Acetate (ug/L)	Vinyl Chloride (ug/L)	Xylene (ug/L)
MCL/ GWPS	5	1000	100			5			2	10000
4/27/01	27.78	1.00 U	4.60	0.13 U	1.00 U	67.32	5.06	--	--	--
9/4/01	61.57	0.24 U	5.02	0.13 U	0.14 U	71.90	3.83	--	--	--
3/12/02	90.52	1.18	5.66	0.13 U	0.14 U	90.07	6.87	--	--	--
6/2/03	6.99	1.00 U	2.67	0.13 U	0.14 U	47.33	2.38	--	--	--
10/8/03	0.17 U	1.00 U	4.19	0.13 U	1.00 U	48.01	2.31	--	12.44	--
3/23/04	1.65	1.00 U	4.84	0.13 U	0.14 U	53.13	0.18 U	--	--	--
9/20/04	26.04	0.32 U	4.97	0.24 U	0.30 U	80.53	0.36 U	--	16.08	--
4/5/05	3.06	0.32 U	4.09	0.24 U	1.00 U	110.03	3.30	--	17.86	--
9/21/05	23.14	1.00 U	6.27	0.24 U	0.30 U	92.22	0.36 U	--	19.76	--
4/4/06	1.85	1.00 U	5.19	0.24 U	0.30 U	71.55	3.18	--	11.67	--
9/25/06	22.97	1.00 U	11.59	0.24 U	0.30 U	112.28	4.34	--	30.39	--
4/17/07	1.00 U	1.00 U	7.00	0.24 U	0.30 U	76.03	0.36 U	--	19.65	--
10/3/07	27.73	1.00 U	12.95	0.24 U	0.30 U	108.24	0.36 U	--	31.39	--
3/25/08	0.20 U	2.46	8.87	0.08 U	--	132.60	0.07 U	--	23.16	--
9/23/08	0.16 U	0.50 U	12.43	0.13 U	--	107.44	0.10 U	--	17.61	--
3/9/09	4.49	0.67	11.02	0.13 U	--	130.79	0.10 U	--	29.48	--
9/21/09	0.61 J	1.49	9.59	1.00 U	1.00 U	131.00	4.88	--	30.50	--
7/30/10	28.00	1.00 U	9.00	1.00 U	5.00 U	92.00	1.00 U	1.00 U	23.00	--
9/14/10	11.00	2.00 U	7.01	2.00 U	2.00 U	81.60	2.00 U	2.00 U	28.00	--
4/25/11	1.00 U	1.00 U	6.30	1.00 U	5.00 U	21.00	1.00 U	1.00 U	11.00	1.00 U

Shaded concentrations represent MCL/GWPS exceedances

Printed on Recycled Paper

Gude Landfill

Monitoring Location OB03 - Volatile Organic Compounds

	Tetrachloroethene (ug/L)	Toluene (ug/L)	trans-1,2-Dichloroethene (ug/L)	trans-1,3-Dichloropropene (ug/L)	trans-1,4-Dichloro-2-butene (ug/L)	Trichloroethene (ug/L)	Trichlorofluoromethane (ug/L)	Vinyl Acetate (ug/L)	Vinyl Chloride (ug/L)	Xylene (ug/L)
9/19/11	6.20	1.00 U	14.00	1.00 U	5.00 U	82.00	8.30	1.00 U	41.00	1.00 U
3/8/12	1.00 U	1.00 U	4.80	1.00 U	5.00 U	47.00	1.00 U	1.00 U	14.00	1.00 U
9/17/12	1.00 U	1.00 U	7.24	1.00 U	5.00 U	75.60	1.00 U	5.00 U	17.50	--
3/28/13	2.39	1.00 U	6.92	1.00 U	5.00 U	57.90	1.00 U	5.00 U	17.40	--
9/23/13	1.00 U	1.00 U	3.98	1.00 U	5.00 U	87.40	1.00 U	5.00 U	16.80	--
3/12/14	1.00 U	1.00 U	3.72	1.00 U	5.00 U	24.20	1.00 U	5.00 U	8.89	--
9/8/14	3.19	1.00 U	6.61	1.00 U	5.00 U	45.40	1.00 U	5.00 U	18.20	--
3/18/15	1.00 U	1.00 U	4.59	1.00 U	5.00 U	21.90	1.00 U	5.00 U	11.10	--
8/31/15	1.00 U	1.00 U	6.41	1.00 U	5.00 U	35.20	1.45	5.00 U	12.80	--
3/23/16	1.00 U	1.00 U	6.00	1.00 U	5.00 U	14.60	1.77	5.00 U	13.20	--
8/29/16	1.00 U	1.00 U	6.09	1.00 U	5.00 U	21.00	2.09	5.00 U	12.20	--
3/6/17	1.00 U	1.00 U	5.82	1.00 U	5.00 U	10.60	1.00 U	5.00 U	11.10	--
9/12/17	1.00 U	1.00 U	5.24	1.00 U	5.00 U	7.00	1.00 U	5.00 U	8.77	--
3/27/18	1.00 U	1.00 U	4.79	1.00 U	5.00 U	2.32	1.00 U	5.00 U	8.71	--
9/11/18	1.00 U	1.00 U	3.81	1.00 U	5.00 U	1.82	1.11	5.00 U	9.32	--
4/16/19	1.00 U	1.00 U	2.20	1.00 U	1.00 U	1.90	1.00 U	1.00 U	5.80	--
8/2/19	1.00 U	1.00 U	3.50	1.00 U	1.00 U	4.00	1.00 U	1.00 U	8.70	--
3/10/20	1.00 U	1.00 U	3.80	1.00 U	1.00 U	3.10	1.00 U	1.00 U	8.20	--
8/5/20	1.00 U	1.00 U	4.00	1.00 U	1.00 U	2.90	1.00 U	1.00 U	9.80	--
3/22/21	1.00 U	1.00 U	1.70	1.00 U	1.00 U	2.90	1.00 U	1.00 U	4.20	--
8/31/21	1.00 U	1.00 U	3.10	1.00 U	1.00 U	2.10	1.00 U	1.00 U	7.90	--

Gude Landfill
Monitoring Location OB03A - General Parameters

Printed 12/10/21

	Alkalinity (mg/L)	Ammonia Nitrogen (mg/L)	Chemical Oxygen Demand (mg/L)	Chloride (mg/L)	Cyanide, Total (mg/L)	Dissolved Oxygen, Field (mg/L)	Hardness (mg/L)	Nitrate (mg/L)	Nitrate+Nitrite (mg/L)	Nitrite (mg/L)	ORP, Field (mV)	pH, Field (SU)	pH, Lab (SU)	Phosphate (mg/L)
MCL/ GWPS					0.2			10		1				
4/27/01	--	--	--	93.6454	0.001	--	--	--	--	--	--	--	--	--
9/4/01	--	--	--	83.8251	0.003	--	--	--	--	--	--	--	--	--
3/12/02	--	--	--	72.7596	0.002	--	--	--	--	--	--	--	--	--
9/16/02	--	--	--	71.0865	0.005	--	--	--	--	--	--	--	--	--
6/2/03	--	--	--	290.5040	0.006	--	--	--	--	--	--	--	--	0.170
10/8/03	--	--	--	--	0.008	--	--	--	--	--	--	--	--	0.090
3/23/04	--	--	--	--	0.007	--	--	--	--	--	--	--	--	0.193
9/20/04	--	--	--	--	0.005 U	--	--	--	--	--	--	--	--	0.034
4/5/05	--	--	--	--	0.005 U	--	--	--	--	--	--	--	--	0.101
9/21/05	--	--	--	--	0.005 U	--	--	--	--	--	--	--	--	0.018
4/4/06	--	--	--	--	0.002 U	--	--	--	--	--	--	--	--	0.085
9/25/06	--	--	--	--	0.004	--	--	--	--	--	--	--	--	0.022
4/17/07	--	--	--	--	0.002 U	--	--	--	--	--	--	--	--	0.120
10/3/07	--	--	--	--	0.005 U	--	--	--	--	--	--	--	--	--
3/25/08	--	--	--	--	--	--	--	--	--	--	--	--	--	--
9/23/08	--	--	--	--	--	--	--	--	--	--	--	--	--	--
9/21/09	317.0	6.47	19.1	194.0000	--	--	700.0	0.2000 U	--	--	--	--	--	--
7/30/10	--	--	--	--	0.050 U	--	--	--	--	--	--	--	--	--
9/14/10	270.0	4.35	12.1	176.0000	--	--	360.0	0.2000 U	0.20 U	0.05 U	--	--	--	--

Gude Landfill
Monitoring Location OB03A - General Parameters

Printed 12/10/21

	Alkalinity (mg/L)	Ammonia Nitrogen (mg/L)	Chemical Oxygen Demand (mg/L)	Chloride (mg/L)	Cyanide, Total (mg/L)	Dissolved Oxygen, Field (mg/L)	Hardness (mg/L)	Nitrate (mg/L)	Nitrate+Nitrite (mg/L)	Nitrite (mg/L)	ORP, Field (mV)	pH, Field (SU)	pH, Lab (SU)	Phosphate (mg/L)
4/26/11	340.0	7.91	35.0	239.0000	--	--	580.0	0.2000 U	0.20 U	0.05 U	--	--	--	--
9/19/11	226.0	5.09	22.5	193.0000	--	--	375.0	0.2000 U	0.20 U	0.05 U	--	--	--	--
3/8/12	266.0	6.15	31.1	245.0000	--	--	420.0	0.2000 U	0.20 U	0.05 U	--	--	--	--
9/17/12	268.0	4.51	19.5	185.0000	--	--	350.0	0.2000 U	0.20 U	0.05 U	--	--	--	--
3/28/13	338.0	6.67	52.1	229.0000	--	0.02	400.0	0.2000 U	0.20 U	0.05 U	166.0	6.29	--	--
9/23/13	260.0	4.18	17.5	177.0000	--	0.04	360.0	0.2000 U	0.20 U	0.05 U	209.0	5.34	--	--
3/12/14	278.0	6.76	19.0	217.0000	--	0.11	560.0	0.2000 U	--	--	170.0	6.03	--	--
9/8/14	257.0	4.96	21.1	213.0000	--	0.97	190.0	0.2000 U	0.20 U	0.05 U	142.0	6.16	--	--
3/18/15	292.0	4.64	18.4	180.0000	--	0.00	440.0	1.4900	1.54	0.05 U	206.0	7.10	--	--
8/31/15	286.0	3.65	24.4	182.0000	--	--	540.0	0.5590	0.61	0.05 U	116.0	6.18	--	--
3/23/16	299.0	5.97	23.4	200.0000	--	0.00	392.0	0.2000 U	0.20 U	0.05 U	115.0	6.29	--	--
8/29/16	293.0	3.95	18.0	186.0000	--	--	384.0	0.2000 U	0.20 U	0.05 U	147.0	6.19	--	--
3/6/17	33.0	0.31	17.7	539.0000	--	--	750.0	0.2000 U	0.20 U	0.05 U	189.0	5.93	--	--
9/12/17	270.0	2.70	12.1	178.0000	--	0.34	450.0	0.2000 U	0.20 U	0.05 U	186.0	5.98	--	--
3/27/18	339.0	5.62	27.9	193.0000	--	--	500.0	0.2000 U	0.20 U	0.05 U	-1.0	6.25	--	--
9/11/18	357.0	5.64	20.8	165.0000	--	--	434.0	0.2000 U	0.20 U	0.05 U	-29.0	6.30	--	--
4/16/19	357.0	3.47	31.0	166.0000	--	0.02	446.0	0.2000 U	--	--	-32.9	6.34	6.50	--
8/2/19	307.0	3.75	14.9	195.0000	--	0.09	387.0	0.2000 U	--	--	-27.8	5.80	6.38	--
3/11/20	435.0	2.41	16.8	109.0000	--	3.90	511.0	2.3100	--	--	0.5	6.78	6.60	--
8/5/20	260.0	2.30	29.1	171.0000	--	0.56	444.0	0.1200 J	--	--	17.4	6.31	6.19	--
3/22/21	637.0	1.01	15.7	68.1000	--	0.07	582.0	1.1300	--	--	28.9	6.81	6.87	--
8/31/21	342.0	2.60	36.2	226.0000	--	0.62	452.0	0.0110 U	--	--	24.3	6.08	6.07	--

Gude Landfill
Monitoring Location OB03A - General Parameters

Printed 12/10/21

	Specific Conductivity, Field (uS/cm)	Specific Conductivity, Lab (umhos/cm)	Sulfate, total (mg/L)	Sulfide (mg/L)	Temperature, field (°C)	Total Dissolved Solids (mg/L)	Total Phenolics (mg/L)	Total Suspended Solids (mg/L)	Turbidity (NTU)	Turbidity, Field (NTU)
MCL/ GWPS										
4/27/01	--	--	--	--	--	--	--	--	98.000	--
9/4/01	--	--	--	--	--	--	--	--	245.000	--
3/12/02	--	--	--	--	--	--	--	--	66.000	--
9/16/02	--	--	--	--	--	--	--	--	9.300	--
6/2/03	--	--	--	--	--	--	0	--	463.000	--
10/8/03	--	--	--	--	--	--	0 U	--	--	--
3/23/04	--	--	--	--	--	--	0 U	--	--	--
9/20/04	--	--	--	--	--	--	0 U	--	--	--
4/5/05	--	--	--	--	--	--	0 U	--	--	--
9/21/05	--	--	--	--	--	--	0	--	--	--
4/4/06	--	--	--	--	--	--	0	--	--	--
9/25/06	--	--	--	--	--	--	0	--	--	--
4/17/07	--	--	--	--	--	--	0	--	--	--
10/3/07	--	--	--	--	--	--	0 U	--	--	--
3/25/08	--	--	--	--	--	--	0 U	--	--	--
9/23/08	--	--	--	--	--	--	0 U	--	--	--
9/21/09	--	--	33.50	--	--	780.0	--	--	39.400	--
7/30/10	--	--	--	3.0 U	--	--	--	--	--	--
9/14/10	--	--	26.90	--	--	704.0	--	--	13.300	--

Gude Landfill
Monitoring Location OB03A - General Parameters

Printed 12/10/21

	Specific Conductivity, Field (uS/cm)	Specific Conductivity, Lab (umhos/cm)	Sulfate, total (mg/L)	Sulfide (mg/L)	Temperature, field (°C)	Total Dissolved Solids (mg/L)	Total Phenolics (mg/L)	Total Suspended Solids (mg/L)	Turbidity (NTU)	Turbidity, Field (NTU)
4/26/11	--	--	58.40	--	--	980.0	--	--	13.600	--
9/19/11	--	--	31.50	--	--	888.0	--	--	--	--
3/8/12	--	--	41.80	--	--	952.0	--	--	--	--
9/17/12	--	--	21.20	--	--	632.0	--	--	--	--
3/28/13	1.5	--	36.00	--	15.8	796.0	--	--	--	1.80
9/23/13	998.1	--	29.70	--	17.4	578.0	--	--	--	3.80
3/12/14	1220.0	--	59.70	--	17.1	724.0	--	--	--	2.86
9/8/14	1117.0	--	34.30	--	18.0	560.0	--	--	--	6.20
3/18/15	1021.0	--	92.40	--	16.2	706.0	--	--	--	10.00
8/31/15	1112.0	--	29.70	--	23.7	590.0	--	--	--	62.70
3/23/16	1152.0	--	72.30	--	16.2	321.0	--	--	--	14.20
8/29/16	1184.0	--	45.20	--	30.2	650.0	--	--	--	98.50
3/6/17	1008.0	--	11.50	--	16.5	454.0	--	--	--	7.30
9/12/17	1124.0	--	23.70	--	17.6	621.0	--	--	--	5.00
3/27/18	1210.0	--	74.10	--	13.2	711.0	--	--	--	5.80
9/11/18	1327.0	--	117.00	--	17.9	785.0	--	--	--	65.10
4/16/19	1574.0	1240.0	121.00	--	16.5	794.0	--	8.8	31.500	8.10
8/2/19	1.2	1220.0	67.00	--	17.6	698.0	--	5.7	20.600	71.13
3/11/20	1255.0	1310.0	114.00	--	15.7	795.0	--	11.1	39.000	14.00
8/5/20	1189.0	1340.0	58.00	--	17.4	708.0	--	26.2	119.000	92.10
3/22/21	1554.0	1450.0	93.80	--	17.0	856.0	--	10.9	29.200	60.50
8/31/21	1286.0	1340.0	25.20	--	19.2	747.0	--	11.7	22.100	16.90

Gude Landfill
Monitoring Location OB03A - Dissolved Metals

Printed 12/10/21

	Antimony, dissolved (mg/L)	Arsenic, dissolved (mg/L)	Barium, dissolved (mg/L)	Beryllium, dissolved (mg/L)	Cadmium, dissolved (mg/L)	Calcium, dissolved (mg/L)	Chromium, dissolved (mg/L)	Cobalt, dissolved (mg/L)	Copper, dissolved (mg/L)	Iron, dissolved (mg/L)	Lead, dissolved (mg/L)	Magnesium, dissolved (mg/L)	Manganese, dissolved (mg/L)	Mercury, dissolved (mg/L)
MCL/ GWPS	0.006	0.01	2	0.004	0.005		0.1				0.015			0.002
4/26/11	0.005 U	0.005 U	0.501	0.005 U	0.005 U	93.1	0.01 U	0.05	0.005 U	37.0	0.005 U	68.2	9.850	0.0002 U
9/19/11	--	--	--	--	--	--	--	--	--	--	--	--	--	--
3/8/12	0.005 U	0.005 U	0.512	0.005 U	0.005 U	76.5	0.01 U	0.06	0.006	29.8	0.005 U	53.5	13.200	0.0002 U
9/17/12	0.005 U	0.005 U	0.485	0.005 U	0.005 U	65.2	0.01 U	0.07	0.005 U	27.0	0.005 U	41.9	16.000	0.0002 U
3/28/13	0.005 U	0.005	0.450	0.005 U	0.005 U	69.0	0.01 U	0.05	0.011	28.7	0.005 U	49.1	10.400	0.0002 U
9/23/13	0.005 U	0.005 U	0.528	0.005 U	0.005 U	63.2	0.01 U	0.06	0.005	24.2	0.005 U	40.7	15.800	0.0002 U
3/12/14	0.005 U	0.005 U	0.356	0.005 U	0.005 U	66.3	0.01 U	0.05	0.005 U	21.9	0.005 U	47.5	8.450	0.0002 U
9/8/14	0.005 U	0.005 U	0.420	0.005 U	0.005 U	65.2	0.01 U	0.05	0.005 U	22.8	0.005 U	41.7	15.000	0.0002 U
3/18/15	0.002 U	0.002	0.250	0.002 U	0.004 U	77.0	0.01 U	0.04	0.001 J	12.0	0.002 U	45.0	6.600	0.0002 U
8/31/15	0.001 U	0.001	0.300	0.001 U	0.001 U	82.0	0.01 U	0.04	0.005 U	16.0	0.001 U	44.0	15.000	0.0002 U
3/23/16	0.002 U	0.004	0.211	0.002 U	0.002 U	69.5	0.00	0.03	0.002 U	19.3	0.002 U	49.4	6.800	0.0002 U
8/29/16	0.002 U	0.003	0.265	0.002 U	0.002 U	70.9	0.00 U	0.04	0.002 U	18.1	0.002 U	45.4	11.900	0.0002 U
3/6/17	0.002 U	0.005	0.380	0.002 U	0.002 U	71.1	0.01	0.05	0.011	26.0	0.002 U	43.8	16.900	0.0002 U
9/12/17	0.002 U	0.004	0.381	0.002 U	0.002 U	72.6	0.00	0.05	0.002 U	25.0	0.002 U	44.7	16.200	0.0002 U
3/27/18	0.002 U	0.007	0.218	0.002 U	0.002 U	75.5	0.01	0.03	0.002 U	24.8	0.002 U	51.6	8.170	0.0002 U
9/11/18	0.002 U	0.006	0.136	0.002 U	0.002 U	83.1	0.01	0.02	0.002 U	16.0	0.002 U	56.3	3.660	0.0002 U

Gude Landfill

Monitoring Location OB03A - Dissolved Metals

	Nickel, dissolved (mg/L)	Potassium, dissolved (mg/L)	Selenium, dissolved (mg/L)	Silver, dissolved (mg/L)	Sodium, dissolved (mg/L)	Thallium, dissolved (mg/L)	Vanadium, dissolved (mg/L)	Zinc, dissolved (mg/L)
MCL/ GWPS			0.05			0.002		
4/26/11	0.02	17.5	0.005 U	0.01 U	126.0	0.005 U	0.01 U	0.007
9/19/11	0.02	--	--	--	--	--	--	--
3/8/12	0.02	12.2	0.005	0.01 U	92.7	0.005 U	0.01 U	0.009
9/17/12	0.02	9.3	0.006	0.01 U	53.4	0.005 U	0.01 U	0.012
3/28/13	0.01	16.6	0.005 U	0.01 U	93.4	0.005 U	0.01 U	0.006
9/23/13	0.02	8.2	0.005 U	0.01 U	52.6	0.005 U	0.01 U	0.012
3/12/14	0.02	13.8	0.005 U	0.01 U	88.6	0.005 U	0.01 U	0.007
9/8/14	0.01	9.9	0.005 U	0.01 U	67.8	0.005 U	0.01 U	0.013
3/18/15	0.02	15.0	0.035 U	0.01 U	96.0	0.001 J	0.01 U	0.006 J
8/31/15	0.01 U	12.0	0.005 U	0.00 U	69.0	0.001 U	0.01 U	0.009
3/23/16	0.01	12.4	0.003	0.00 U	89.0	0.001 U	0.00 U	0.003
8/29/16	0.01	10.5	0.003	0.00 U	66.4	0.001 U	0.00 U	0.006
3/6/17	0.02	8.4	0.004	0.00 U	54.5	0.001 U	0.00 U	0.009
9/12/17	0.01	7.0	0.002	0.00 U	50.1	0.001 U	0.00 U	0.007
3/27/18	0.01	13.6	0.004	0.00 U	86.9	0.001 U	0.00	0.005
9/11/18	0.01	16.0	0.003	0.00 U	96.4	0.001 U	0.00	0.003

Gude Landfill
Monitoring Location OB03A - Total Metals

Printed 12/10/21

	Antimony, total (mg/L)	Arsenic, total (mg/L)	Barium, total (mg/L)	Beryllium, total (mg/L)	Boron, total (mg/L)	Cadmium, total (mg/L)	Calcium, total (mg/L)	Chromium, total (mg/L)	Cobalt, total (mg/L)	Copper, total (mg/L)	Iron, total (mg/L)	Lead, total (mg/L)
MCL/ GWPS	0.006	0.01	2	0.004		0.005		0.1				0.015
4/27/01	0.0092	0.0020 U	0.6058	0.0005 U	--	0.0006 U	--	0.0170	0.0386	0.0100 U	--	0.00130 U
9/4/01	0.0027	0.0073	0.5934	0.0017 U	--	0.0046	--	0.0050	0.0790	0.0135	--	0.00590
3/12/02	0.0005 U	0.0035	0.4795	0.0017 U	--	0.0020 U	--	0.0012 U	0.0827	0.0099	--	0.00200 U
9/16/02	0.0007 U	0.0042	0.4366	0.0004 U	--	0.0020 U	--	0.0020 U	0.0673	0.0090	--	0.00200 U
6/2/03	0.0007 U	0.0046	0.6983	0.0004 U	--	0.0004 U	--	0.0020 U	0.0834	0.0186	--	0.00200 U
10/8/03	0.0009 U	0.0047	0.8541	0.0016 U	--	0.0007 U	--	0.0020 U	0.0665	0.0142	--	0.00200 U
3/23/04	0.0009 U	0.0040	0.6897	0.0016 U	--	0.0007 U	--	0.0020 U	0.0744	0.0100 U	--	0.00200 U
9/20/04	0.0028 U	0.0027	0.6416	0.0012 U	--	0.0020 U	--	0.0020 U	0.0612	0.0100 U	--	0.00200 U
4/5/05	0.0028 U	0.0036	0.4988	0.0012 U	--	0.0020 U	--	0.0020 U	0.0820	0.0100 U	--	0.00200 U
9/21/05	0.0028 U	0.0034	0.5700	0.0012 U	--	0.0031	--	0.0020 U	0.0654	0.0141	--	0.00200 U
4/4/06	0.0006 U	0.0021	0.4668	0.0007 U	--	0.0022	--	0.0020 U	0.0584	0.0089	--	0.00260
9/25/06	0.0007 U	0.0033	0.6407	0.0009 U	--	0.0006 U	--	0.0007 U	0.0658	0.0054	--	0.00070 U
4/17/07	0.0007 U	0.0046	0.9942	0.0009 U	0.428	--	--	0.0007 U	0.0840	0.0101	--	0.00070 U
10/3/07	0.0020 U	0.0080	0.6580	0.0020 U	0.043	--	--	0.0020 U	0.0608	0.0079	--	0.00200 U
3/25/08	0.0005 U	0.0032	0.5139	0.0010 U	0.033	--	--	0.0020 U	0.0609	0.0056	--	0.00100 U
9/23/08	0.0010 U	0.0106	0.5699	0.0020 U	0.074	--	--	0.0016 U	0.0617	0.0083	--	0.00400 U
3/9/09	0.0010 U	0.0100 U	0.5930	0.0012 U	0.111	--	--	0.0100 U	0.0630	0.0100 U	--	0.00070 U
9/21/09	0.0020 U	0.0036	0.5680	0.0020 U	--	0.0020 U	69.40	0.0020 U	0.0698	0.0064	39.4000	0.00200 U
7/30/10	0.0010 U	0.0048	0.5600	0.0010 U	--	0.0010 U	--	0.0010 U	0.0690	0.0010 U	--	0.00100 U
9/14/10	0.0050 U	0.0050 U	0.5810	0.0050 U	--	0.0050 U	66.00	0.0050 U	0.0684	0.0080	31.0000	0.00500 U
4/26/11	0.0050 U	0.0050 U	0.0796	0.0050 U	--	0.0050 U	24.80 J	0.0050 U	0.0050 U	0.0108	2.7100	0.00500 U
9/19/11	0.0050 U	0.0050 U	0.5290	0.0050 U	--	0.0050 U	68.50	0.0050 U	0.0563	0.0050 U	29.7100	0.00500 U
3/8/12	0.0050 U	0.0050 U	0.5100	0.0050 U	--	0.0050 U	76.00	0.0050 U	0.0570	0.0096	29.8500	0.00500 U

Shaded concentrations represent MCL/GWPS exceedances

Printed on Recycled Paper

Gude Landfill
Monitoring Location OB03A - Total Metals

Printed 12/10/21

	Antimony, total (mg/L)	Arsenic, total (mg/L)	Barium, total (mg/L)	Beryllium, total (mg/L)	Boron, total (mg/L)	Cadmium, total (mg/L)	Calcium, total (mg/L)	Chromium, total (mg/L)	Cobalt, total (mg/L)	Copper, total (mg/L)	Iron, total (mg/L)	Lead, total (mg/L)
9/17/12	0.0050 U	0.0050 U	0.4950	0.0050 U	--	0.0050 U	62.30	0.0050 U	0.0672	0.0050 U	26.5000	0.00500 U
3/28/13	0.0050 U	0.0050 U	0.4350	0.0050 U	--	0.0050 U	70.90	0.0050 U	0.0441	0.0110	29.6000	0.00500 U
9/23/13	0.0050 U	0.0050 U	0.5430	0.0050 U	--	0.0050 U	67.20	0.0050 U	0.0561	0.0050 U	25.6000	0.00500 U
3/12/14	0.0050 U	0.0050 U	0.3760	0.0050 U	--	0.0050 U	62.80	0.0050 U	0.0470	0.0050 U	20.7000	0.00500 U
9/8/14	0.0050 U	0.0050 U	0.4190	0.0050 U	--	0.0050 U	58.60	0.0050 U	0.0496	0.0050 U	20.6000	0.00500 U
3/18/15	0.0020 U	0.0035	0.2500	0.0020 U	--	0.0040 U	78.00	0.0100 U	0.0340	0.0013 J	13.0000	0.00200 U
8/31/15	0.0010 U	0.0026	0.3200	0.0011	--	0.0005 U	80.00	0.0050 U	0.0440	0.0050 U	23.0000	0.00100 U
3/23/16	0.0050 U	0.0050 U	0.2350	0.0050 U	--	0.0050 U	76.50	0.0050 U	0.0331	0.0050 U	21.4000	0.00500 U
8/29/16	0.0020 U	0.0065	0.3060	0.0020 U	--	0.0020 U	70.10	0.0020 U	0.0402	0.0027	35.6000	0.00200 U
3/6/17	0.0050 U	0.0055	0.3840	0.0050 U	--	0.0050 U	72.90	0.0050 U	0.0561	0.0125	28.0000	0.00500 U
9/12/17	0.0020 U	0.0041	0.3850	0.0020 U	--	0.0020 U	73.30	0.0049	0.0498	0.0020 U	25.7000	0.00200 U
3/27/18	0.0050 U	0.0055	0.2200	0.0050 U	--	0.0050 U	82.00	0.0050 U	0.0295	0.0050 U	23.3000	0.00500 U
9/11/18	0.0050 U	0.0058	0.1640	0.0050 U	--	0.0050 U	82.10	0.0050 U	0.0261	0.0050 U	20.8000	0.00500 U
4/16/19	0.0010 U	0.0033	0.1810	0.0010 U	--	0.0010 U	81.20	0.0010 U	0.0269	0.0010 U	18.1000	0.00100 U
8/2/19	0.0010 U	0.0034	0.2740	0.0010 U	--	0.0010 U	70.40	0.0013	0.0392	0.0010 U	22.1000	0.00100 U
3/11/20	0.0010 U	0.0023	0.1450	0.0010 U	--	0.0010 U	98.70	0.0012	0.0202	0.0012	10.5000	0.00100 U
8/5/20	0.0010 U	0.0041	0.2630	0.0010 U	--	0.0010 U	86.20	0.0032	0.0331	0.0012	19.7000	0.00100 U
3/22/21	0.0010 U	0.0013	0.0884	0.0010 U	--	0.0010 U	114.00	0.0010 U	0.0058	0.0010 B	3.0000	0.00100 U
8/31/21	0.0010 U	0.0028	0.3450	0.0010 U	--	0.0010 U	85.50	0.0024	0.0454	0.0035	22.7000	0.00100 U

Gude Landfill
Monitoring Location OB03A - Total Metals

Printed 12/10/21

	Magnesium, total (mg/L)	Manganese, total (mg/L)	Mercury, total (mg/L)	Nickel, total (mg/L)	Potassium, total (mg/L)	Selenium, total (mg/L)	Silver, total (mg/L)	Sodium, total (mg/L)	Thallium, total (mg/L)	Tin, total (mg/L)	Vanadium, total (mg/L)
MCL/ GWPS			0.002			0.05			0.002		
4/27/01	--	12.15000	0.000100 U	0.0106	--	0.00180 U	0.0052 U	--	0.0020 U	0.2000 U	0.00060 U
9/4/01	--	15.84000	0.000100 U	0.0281	--	0.00200 U	0.0044 U	--	0.0021	0.2000 U	0.00390
3/12/02	--	16.80000	0.000100 U	0.0283	--	0.00090 U	0.0044 U	--	0.0043	0.2000 U	0.00070 U
9/16/02	--	18.79000	0.000100 U	0.0190	--	0.00200	0.0096 U	--	0.0019	0.0020 U	0.00200 U
6/2/03	--	3.10700	0.000200 U	0.0173	--	0.00400	0.0096 U	--	0.0010 U	0.0008 U	0.00200 U
10/8/03	--	5.82400	0.000200 U	0.0198	--	0.00210	0.0022 U	--	0.0010 U	0.0003 U	0.00510
3/23/04	--	2.81200	0.000200 U	0.0167	--	0.00200 U	0.0022 U	--	0.0004 U	0.0020 U	0.00330
9/20/04	--	17.89000	0.000100 U	0.0163	--	0.00200 U	0.0018 U	--	0.0013	0.0003 U	0.00200 U
4/5/05	--	2.92750	0.000100 U	0.0121	--	0.00290	0.0018 U	--	0.0010 U	0.0050 U	0.00210
9/21/05	--	17.88000	0.000100 U	0.0178	--	0.00200 U	0.0018 U	--	0.0012	0.0050 U	0.00220
4/4/06	--	14.27090	0.000100 U	0.0132	--	0.00150 U	0.0004 U	--	0.0004 U	0.0050 U	0.00200 U
9/25/06	--	15.08000	0.000200 U	0.0164	--	0.00080 U	0.0005 U	--	0.0020 U	0.0050 U	0.00070 U
4/17/07	--	--	0.000200 U	0.0219	--	0.00300	0.0005 U	--	0.0007 U	0.0500 U	0.00070 U
10/3/07	--	--	0.000200 U	0.0166	--	0.00200 U	0.0005 U	--	0.0020 U	0.0020 U	0.01130
3/25/08	--	--	0.000200 U	0.0164	--	0.00200 U	0.0008 U	--	0.0010	0.0500 U	0.00210
9/23/08	--	--	0.000200 U	0.0166	--	0.00180 U	0.0016 U	--	0.0012 U	0.0020 U	0.00400 U
3/9/09	--	--	0.000200 U	0.0160	--	0.01000 U	0.0043 U	--	0.0050 U	0.0011 U	0.00080 U
9/21/09	44.400	13.30000	0.000200 U	0.0200	12.400	0.00240	0.0020 U	70.30	0.0020 U	--	0.00040 J
7/30/10	--	--	0.000200 U	0.0200	--	0.00100 U	0.0010 U	--	0.0011	0.0050 U	0.00500 U
9/14/10	41.600	16.40000	0.000200 U	0.0194	9.180	0.00500 U	0.0050 U	58.50	0.0050 U	--	0.00500 U
4/26/11	15.800	0.98200	0.000200 U	0.0050 U	4.680	0.00500 U	0.0050 U	14.40	0.0050 U	--	0.00500 U
9/19/11	48.700	14.20000	0.000200 U	--	9.640	0.00500 U	0.0050 U	70.50	0.0050 U	--	0.00500 U
3/8/12	52.700	13.70000	0.000200 U	0.0177	13.100	0.00586	0.0050 U	91.00	0.0050 U	--	0.00500 U

Shaded concentrations represent MCL/GWPS exceedances

Printed on Recycled Paper

Gude Landfill
Monitoring Location OB03A - Total Metals

Printed 12/10/21

	Magnesium, total (mg/L)	Manganese, total (mg/L)	Mercury, total (mg/L)	Nickel, total (mg/L)	Potassium, total (mg/L)	Selenium, total (mg/L)	Silver, total (mg/L)	Sodium, total (mg/L)	Thallium, total (mg/L)	Tin, total (mg/L)	Vanadium, total (mg/L)
9/17/12	39.300	15.40000	0.000200 U	0.0216	9.640	0.00500 U	0.0050 U	52.20	0.0050 U	--	0.00500 U
3/28/13	51.400	11.20000	0.000200 U	0.0145	16.600	0.00500 U	0.0050 U	97.80	0.0050 U	--	0.00500 U
9/23/13	43.000	16.00000	0.000200 U	0.0189	8.170	0.00500 U	0.0050 U	55.70	0.0050 U	--	0.00500 U
3/12/14	44.400	8.71000	0.000200 U	0.0162	15.000	0.00500 U	0.0050 U	83.70	0.0050 U	--	0.00500 U
9/8/14	37.600	15.00000	0.000200 U	0.0150	10.000	0.00500 U	0.0050 U	60.10	0.0050 U	--	0.00500 U
3/18/15	46.000	6.60000	0.000200 U	0.0110 U	15.000	0.03500 U	0.0100 U	96.00	0.0019 J	--	0.01000 U
8/31/15	44.000	14.00000	0.000200 U	0.0100 U	11.000	0.00500 U	0.0010 U	61.00	0.0010 U	--	0.00500 U
3/23/16	58.400	6.37000	0.000200 U	0.0107	12.100	0.00500 U	0.0050 U	109.00	0.0050 U	--	0.00500 U
8/29/16	43.600	12.30000	0.000200 U	0.0110	10.700	0.00241	0.0020 U	63.10	0.0010 U	--	0.00200 U
3/6/17	44.100	16.60000	0.000200 U	0.0175	8.340	0.00500 U	0.0050 U	53.40	0.0050 U	--	0.00500 U
9/12/17	44.700	16.90000	0.000200 U	0.0129	7.070	0.00241	0.0020 U	49.30	0.0010 U	--	0.00200 U
3/27/18	54.300	7.52000	0.000200 U	0.0117	12.800	0.00500 U	0.0050 U	92.10	0.0050 U	--	0.00500 U
9/11/18	55.600	4.44000	0.000200 U	0.0096	15.900	0.00500 U	0.0050 U	95.30	0.0050 U	--	0.00500 U
4/16/19	59.100	8.65000	0.000100 U	0.0091	13.500	0.00100 U	0.0027	76.80 B	0.0010 U	--	0.00100 U
8/2/19	51.200	14.10000	0.000100 U	0.0118	10.300	0.00100 U	0.0010 U	73.30	0.0010 U	--	0.00100 U
3/11/20	64.200	6.08000	0.000100 U	0.0066	16.900	0.00100 U	0.0010 U	71.00	0.0010 U	--	0.00100 U
8/5/20	55.600	13.80000	0.000100 U	0.0101	12.400	0.00100 U	0.0010 U	64.10	0.0010 U	--	0.00146
3/22/21	72.000	0.84000	0.000100 U	0.0031	18.500	0.00100 U	0.0010 U	53.80	0.0010 U	--	0.00100 U
8/31/21	58.000	21.00000	0.000100 U	0.0129	8.870	0.00100 U	0.0010 U	61.40	0.0010 U	--	0.00100 U

Gude Landfill
Monitoring Location OB03A - Total Metals

Printed 12/10/21

	Zinc, total (mg/L)
MCL/ GWPS	
4/27/01	--
9/4/01	--
3/12/02	--
9/16/02	--
6/2/03	--
10/8/03	--
3/23/04	--
9/20/04	--
4/5/05	--
9/21/05	--
4/4/06	--
9/25/06	--
4/17/07	0.00640
10/3/07	0.01700
3/25/08	0.01340
9/23/08	0.02720
3/9/09	0.01820
9/21/09	0.01100
7/30/10	0.02300
9/14/10	0.01310
4/26/11	0.01470
9/19/11	0.00890
3/8/12	0.01420

Gude Landfill
Monitoring Location OB03A - Total Metals

Printed 12/10/21

Zinc, total (mg/L)

9/17/12	0.00986
3/28/13	0.00638
9/23/13	0.01170
3/12/14	0.00736
9/8/14	0.01290
3/18/15	0.00530 J
8/31/15	0.01200
3/23/16	0.00636
8/29/16	0.00638
3/6/17	0.01140
9/12/17	0.00715
3/27/18	0.02730
9/11/18	0.00500 U
4/16/19	0.00400 U
8/2/19	0.00500 B
3/11/20	0.00400 U
8/5/20	0.00441
3/22/21	0.00400 U
8/31/21	0.01190

Gude Landfill

Printed 12/10/21

Monitoring Location OB03A - Volatile Organic Compounds

	1,1,1,2-Tetrachloroethane (ug/L)	1,1,1-Trichloroethane (ug/L)	1,1,2,2-Tetrachloroethane (ug/L)	1,1,2-Trichloroethane (ug/L)	1,1-Dichloroethane (ug/L)	1,1-Dichloroethene (ug/L)	1,1-Dichloropropene (ug/L)	1,2,3-Trichloropropane (ug/L)	1,2-Dibromo-3-chloropropane (ug/L)	1,2-Dibromoethane (ug/L)	1,2-Dichlorobenzene (ug/L)	1,2-Dichloroethane (ug/L)	1,2-Dichloropropane (ug/L)	1,3-Dichloropropane (ug/L)
MCL/ GWPS	200			5		7			0.2	0.05	600	5	5	
4/27/01	0.18 U	0.15 U	0.23 U	0.22 U	37.69	1.00 U	0.22 U	0.21 U	1.00 U	0.20 U	10.00 U	2.11	7.53	0.19 U
9/4/01	0.18 U	0.15 U	0.23 U	4.20	53.49	1.00 U	0.22 U	0.21 U	0.14 U	0.20 U	10.00 U	2.93	10.02	0.19 U
3/12/02	0.18 U	0.15 U	0.23 U	4.38	74.57	1.22	0.22 U	0.21 U	0.14 U	0.20 U	10.00 U	4.55	16.50	0.19 U
9/16/02	0.18 U	0.15 U	0.23 U	0.22 U	93.16	1.11	0.22 U	0.21 U	0.14 U	0.20 U	10.00 U	4.87	15.18	0.19 U
6/2/03	0.18 U	0.15 U	0.23 U	0.22 U	1.67	0.15 U	0.22 U	0.21 U	0.14 U	0.20 U	10.00 U	1.00 U	1.00 U	0.19 U
10/8/03	0.18 U	0.15 U	0.23 U	0.22 U	4.44	0.15 U	0.22 U	0.21 U	0.14 U	0.20 U	0.19 U	1.00 U	1.27	0.19 U
3/23/04	0.18 U	0.15 U	0.23 U	0.22 U	2.25	0.15 U	0.22 U	0.21 U	1.00 U	0.20 U	10.00 U	1.00 U	1.00 U	0.19 U
9/20/04	0.13 U	0.24 U	0.44 U	0.25 U	38.51	1.00 U	0.35 U	0.40 U	0.33 U	0.28 U	2.00	2.77	12.68	0.33 U
4/5/05	0.13 U	0.24 U	0.44 U	0.25 U	2.73	0.37 U	0.35 U	0.40 U	0.33 U	0.28 U	10.00 U	0.27 U	0.34 U	0.33 U
9/21/05	0.13 U	0.24 U	0.44 U	0.25 U	42.13	1.00 U	0.35 U	0.40 U	0.33 U	0.28 U	10.00 U	3.30	12.09	0.33 U
4/4/06	0.13 U	0.24 U	0.44 U	0.25 U	18.85	0.37 U	0.35 U	0.40 U	0.33 U	0.28 U	10.00 U	1.82	7.02	0.33 U
9/25/06	0.13 U	0.24 U	0.44 U	0.25 U	23.61	1.00 U	0.35 U	0.40 U	0.33 U	0.28 U	10.00 U	3.59	12.72	0.33 U
4/17/07	0.13 U	0.24 U	0.44 U	0.25 U	15.56	0.37 U	0.35 U	0.40 U	0.33 U	0.28 U	10.00 U	1.33	4.05	0.33 U
10/3/07	0.13 U	0.24 U	0.44 U	0.25 U	44.14	1.00 U	0.35 U	0.40 U	0.33 U	0.28 U	10.00 U	5.52	14.78	0.33 U
3/25/08	0.18 U	0.18 U	0.21 U	0.23 U	50.90	0.61	0.26 U	0.14 U	0.24 U	0.16 U	2.00	5.07	14.83	0.20 U
9/23/08	0.12 U	0.17 U	0.14 U	0.17 U	41.01	0.50 U	0.13 U	0.17 U	0.20 U	0.08 U	1.65	4.40	13.07	0.13 U
3/9/09	0.12 U	0.17 U	0.14 U	0.17 U	46.99	0.66	0.13 U	0.17 U	0.20 U	0.08 U	10.00 U	4.10	13.54	0.13 U
9/21/09	1.00 U	1.00 U	1.00 U	1.00 U	25.30	0.53 J	1.00 U	1.00 U	1.00 U	1.00 U	1.29	1.00 U	9.10	1.00 U
7/30/10	1.00 U	1.00 U	1.00 U	1.00 U	38.00	1.00 U	1.00 U	1.00 U	10.00 U	1.00 U	1.00	3.00	10.00	1.00 U
9/14/10	2.00 U	2.00 U	2.00 U	2.00 U	32.40	0.57 J	2.00 U	2.00 U	2.00 U	2.00 U	0.81 J	3.30	10.80	2.00 U

Shaded concentrations represent MCL/GWPS exceedances

Printed on Recycled Paper

Gude Landfill

Printed 12/10/21

Monitoring Location OB03A - Volatile Organic Compounds

	1,1,1,2-Tetrachloroethane (ug/L)	1,1,1-Trichloroethane (ug/L)	1,1,1,2,2-Tetrachloroethane (ug/L)	1,1,2-Trichloroethane (ug/L)	1,1-Dichloroethane (ug/L)	1,1-Dichloroethene (ug/L)	1,1-Dichloropropene (ug/L)	1,2,3-Trichloropropane (ug/L)	1,2-Dibromo-3-chloropropane (ug/L)	1,2-Dibromoethane (ug/L)	1,2-Dichlorobenzene (ug/L)	1,2-Dichloroethane (ug/L)	1,2-Dichloropropane (ug/L)	1,3-Dichloropropane (ug/L)
4/26/11	1.00 U	1.00 U	1.00 U	1.00 U	1.00 U	1.00 U	--	1.00 U	1.00 U	1.00 U	1.00 U	1.00 U	1.00 U	--
9/19/11	1.00 U	1.00 U	1.00 U	1.00 U	1.00 U	1.00 U	--	1.00 U	1.00 U	1.00 U	1.00 U	3.70	8.10	--
3/8/12	1.00 U	1.00 U	1.00 U	1.00 U	11.00	1.00 U	--	1.00 U	1.00 U	1.00 U	1.00 U	1.00 U	2.90	--
9/17/12	1.00 U	1.00 U	1.00 U	1.00 U	30.50	1.00 U	1.00 U	1.00 U	1.00 U	1.00 U	1.00 U	1.00 U	10.50	1.00 U
3/28/13	1.00 U	1.00 U	1.00 U	1.00 U	12.50	1.00 U	1.00 U	1.00 U	1.00 U	1.00 U	1.00 U	1.47	3.67	1.00 U
9/23/13	1.00 U	1.00 U	1.00 U	1.00 U	32.50	1.00 U	1.00 U	1.00 U	1.00 U	1.00 U	1.00 U	2.76	12.80	1.00 U
3/12/14	1.00 U	1.00 U	1.00 U	1.00 U	7.46	1.00 U	1.00 U	1.00 U	1.00 U	1.00 U	--	1.00 U	2.25	1.00 U
9/8/14	1.00 U	1.00 U	1.00 U	1.00 U	21.20	1.00 U	1.00 U	1.00 U	1.00 U	1.00 U	1.00 U	2.66	6.24	1.00 U
3/18/15	1.00 U	1.00 U	1.00 U	1.00 U	3.77	1.00 U	1.00 U	1.00 U	1.00 U	1.00 U	1.00 U	1.00 U	1.00 U	1.00 U
8/31/15	1.00 U	1.00 U	1.00 U	1.00 U	19.50	1.00 U	1.00 U	1.00 U	1.00 U	1.00 U	1.00 U	2.37	5.64	1.00 U
3/23/16	1.00 U	1.00 U	1.00 U	1.00 U	7.19	1.00 U	1.00 U	1.00 U	1.00 U	1.00 U	1.00 U	1.00 U	2.00	1.00 U
8/29/16	1.00 U	1.00 U	1.00 U	1.00 U	17.20	1.00 U	1.00 U	1.00 U	1.00 U	1.00 U	1.00 U	2.10	4.64	1.00 U
3/6/17	1.00 U	1.00 U	1.00 U	1.00 U	26.70	1.00 U	1.00 U	1.00 U	1.00 U	1.00 U	1.87	3.42	7.79	1.00 U
9/12/17	1.00 U	1.00 U	1.00 U	1.00 U	22.70	1.00 U	1.00 U	1.00 U	1.00 U	1.00 U	1.66	3.04	6.66	1.00 U
3/27/18	1.00 U	1.00 U	1.00 U	1.00 U	6.99	1.00 U	1.00 U	1.00 U	1.00 U	1.00 U	1.00 U	1.15	1.96	1.00 U
9/11/18	1.00 U	1.00 U	1.00 U	1.00 U	1.46	1.00 U	1.00 U	1.00 U	1.00 U	1.00 U	1.00 U	1.00 U	1.00 U	1.00 U
4/16/19	1.00 U	1.00 U	1.00 U	1.00 U	4.70	1.00 U	1.00 U	1.00 U	1.00 U	1.00 U	1.00 U	1.00 U	1.30	1.00 U
8/2/19	1.00 U	1.00 U	1.00 U	1.00 U	12.00	1.00 U	1.00 U	1.00 U	1.00 U	1.00 U	1.00 U	1.80	3.20	1.00 U
3/11/20	1.00 U	1.00 U	1.00 U	1.00 U	2.00	1.00 U	1.00 U	1.00 U	1.00 U	1.00 U	1.00 U	1.00 U	1.00 U	1.00 U
8/5/20	1.00 U	1.00 U	1.00 U	1.00 U	11.70	1.00 U	1.00 U	1.00 U	0.05 U	0.02 U	1.00 U	1.60	2.80	1.00 U
3/22/21	1.00 U	1.00 U	1.00 U	1.00 U	1.00 U	1.00 U	1.00 U	1.00 U	0.05 U	0.02 U	1.00 U	1.00 U	1.00 U	1.00 U
8/31/21	1.00 U	1.00 U	1.00 U	1.00 U	13.40	1.00 U	1.00 U	1.00 U	0.05 U	0.02 U	1.10	1.70	3.30	1.00 U

Shaded concentrations represent MCL/GWPS exceedances

Printed on Recycled Paper

Gude Landfill
Monitoring Location OB03A - Volatile Organic Compounds

Printed 12/10/21

	1,4-Dichlorobenzene (ug/L)	2,2-Dichloropropane (ug/L)	2-Butanone (ug/L)	2-Hexanone (ug/L)	4-Methyl-2-Pentanone (ug/L)	Acetone (ug/L)	Acrylonitrile (ug/L)	Benzene (ug/L)	Bromochloromethane (ug/L)	Bromodichloromethane (ug/L)	Bromoform (ug/L)	Bromomethane (ug/L)	Carbon Disulfide (ug/L)	Carbon Tetrachloride (ug/L)
MCL/ GWPS	75							5		80	80			5
4/27/01	10.00 U	0.11 U	--	0.18 U	--	0.15 U	--	5.26	0.20 U	0.18 U	0.14 U	0.15 U	0.38 U	0.15 U
9/4/01	10.00 U	0.11 U	--	0.18 U	--	1.00 U	--	9.53	0.20 U	0.18 U	0.14 U	0.15 U	0.38 U	0.15 U
3/12/02	10.00 U	0.11 U	--	0.18 U	--	0.15 U	--	11.29	0.20 U	0.18 U	0.14 U	0.15 U	0.38 U	0.15 U
9/16/02	10.00 U	0.11 U	--	0.18 U	--	0.15 U	--	8.07	0.20 U	0.18 U	0.14 U	0.15 U	0.38 U	0.15 U
6/2/03	10.00 U	0.11 U	--	0.18 U	--	0.15 U	--	5.51	0.20 U	0.18 U	0.14 U	0.15 U	0.38 U	0.15 U
10/8/03	11.00	0.11 U	0.61	0.18 U	--	0.15 U	--	5.30	0.20 U	0.18 U	0.14 U	0.15 U	0.38 U	0.15 U
3/23/04	10.00 U	0.11 U	4.20	0.18 U	--	0.15 U	--	6.76	0.20 U	0.18 U	0.14 U	1.00 U	1.00 U	0.15 U
9/20/04	14.11	0.23 U	0.29 U	0.19 U	--	0.39 U	--	6.31	0.34 U	0.31 U	0.27 U	0.31 U	0.75 U	0.25 U
4/5/05	10.00 U	0.23 U	1.00 U	1.00 U	--	0.39 U	--	4.44	0.34 U	0.31 U	0.27 U	0.31 U	0.75 U	0.25 U
9/21/05	10.00 U	0.23 U	1.00 U	0.19 U	--	0.39 U	--	4.66	0.34 U	0.31 U	0.27 U	0.31 U	0.75 U	0.25 U
4/4/06	10.00 U	0.23 U	1.00 U	0.19 U	--	0.39 U	--	2.73	0.34 U	0.31 U	0.27 U	0.31 U	0.75 U	0.25 U
9/25/06	10.00 U	0.23 U	0.29 U	0.19 U	--	0.39 U	--	5.18	0.34 U	0.31 U	0.27 U	1.00 U	0.75 U	0.25 U
4/17/07	11.36	0.23 U	0.29 U	0.19 U	--	0.39 U	--	3.80	0.34 U	0.31 U	0.27 U	1.00 U	0.75 U	0.25 U
10/3/07	10.73	0.23 U	1.00 U	0.19 U	--	0.39 U	--	6.23	0.34 U	0.31 U	0.27 U	0.31 U	0.75 U	0.25 U
3/25/08	10.00 U	0.19 U	--	--	--	--	--	4.47	0.12 U	0.19 U	0.12 U	0.50 U	--	0.13 U
9/23/08	10.00 U	0.50 U	--	--	--	--	--	5.44	0.14 U	0.11 U	0.16 U	0.50 U	--	0.14 U
3/9/09	10.00 U	0.22 U	--	--	--	--	--	4.08	0.14 U	0.11 U	0.16 U	0.50 U	--	0.14 U
9/21/09	12.60	1.00 U	1.00 U	1.00 U	1.00 U	0.46 J	1.00 U	4.19	1.00 U	1.00 U	1.00 U	1.00 U	2.50 U	1.00 U
7/30/10	12.00	1.00 U	10.00 U	5.00 U	5.00 U	5.00 U	10.00 U	5.00	1.00 U	1.00 U	5.00 U	1.00 U	1.00 U	1.00 U
9/14/10	9.28	2.00 U	2.00 U	2.00 U	2.00 U	2.00 U	2.00 U	4.06	2.00 U	2.00 U	2.00 U	2.00 U	5.00 U	2.00 U

Shaded concentrations represent MCL/GWPS exceedances

Printed on Recycled Paper

Gude Landfill
Monitoring Location OB03A - Volatile Organic Compounds

Printed 12/10/21

	1,4-Dichlorobenzene (ug/L)	2,2-Dichloropropane (ug/L)	2-Butanone (ug/L)	2-Hexanone (ug/L)	4-Methyl-2-Pentanone (ug/L)	Acetone (ug/L)	Acrylonitrile (ug/L)	Benzene (ug/L)	Bromochloromethane (ug/L)	Bromodichloromethane (ug/L)	Bromoform (ug/L)	Bromomethane (ug/L)	Carbon Disulfide (ug/L)	Carbon Tetrachloride (ug/L)
4/26/11	1.00 U	--	5.00 U	5.00 U	5.00 U	5.00 U	5.00 U	1.00 U	1.00 U	1.00 U	1.00 U	1.00 U	1.20	1.00 U
9/19/11	1.00 U	--	5.00 U	5.00 U	5.00 U	5.00 U	5.00 U	4.70	1.00 U	1.00 U	1.00 U	1.00 U	1.00 U	1.00 U
3/8/12	6.30	--	5.00 U	5.00 U	5.00 U	5.00 U	5.00 U	1.30	1.00 U	1.00 U	1.00 U	1.00 U	1.00 U	1.00 U
9/17/12	14.10	1.00 U	5.00 U	5.00 U	5.00 U	5.00 U	5.00 U	1.00 U	1.00 U	1.00 U	1.00 U	1.00 U	5.00 U	1.00 U
3/28/13	5.64	1.00 U	5.00 U	5.00 U	5.00 U	5.00 U	5.00 U	1.51	1.00 U	1.00 U	1.00 U	1.00 U	5.00 U	1.00 U
9/23/13	16.00	1.00 U	5.00 U	5.00 U	5.00 U	5.00 U	5.00 U	4.53	1.00 U	1.00 U	1.00 U	1.00 U	5.00 U	1.00 U
3/12/14	3.82	1.00 U	5.00 U	5.00 U	5.00 U	5.00 U	5.00 U	1.00 U	--	1.00 U	1.00 U	1.00 U	5.00 U	1.00 U
9/8/14	9.01	1.00 U	5.00 U	5.00 U	5.00 U	5.00 U	5.00 U	3.33	1.00 U	1.00 U	1.00 U	1.00 U	5.00 U	1.00 U
3/18/15	2.09	1.00 U	5.00 U	5.00 U	5.00 U	5.00 U	5.00 U	1.00 U	1.00 U	1.00 U	1.00 U	1.00 U	5.00 U	1.00 U
8/31/15	8.08	1.00 U	5.00 U	5.00 U	5.00 U	5.00 U	5.00 U	2.32	1.00 U	1.00 U	1.00 U	1.00 U	5.00 U	1.00 U
3/23/16	4.08	1.00 U	5.00 U	5.00 U	5.00 U	5.00 U	5.00 U	1.00 U	1.00 U	1.00 U	1.00 U	1.00 U	5.00 U	1.00 U
8/29/16	5.43	1.00 U	5.00 U	5.00 U	5.00 U	5.00 U	5.00 U	1.44	1.00 U	1.00 U	1.00 U	1.00 U	5.00 U	1.00 U
3/6/17	18.10	1.00 U	5.00 U	5.00 U	5.00 U	5.00 U	5.00 U	2.63	1.00 U	1.00 U	1.00 U	1.00 U	5.00 U	1.00 U
9/12/17	16.90	1.00 U	5.00 U	5.00 U	5.00 U	5.00 U	5.00 U	2.11	1.00 U	1.00 U	1.00 U	1.00 U	5.00 U	1.00 U
3/27/18	4.97	1.00 U	5.00 U	5.00 U	5.00 U	5.00 U	5.00 U	1.00 U	1.00 U	1.00 U	1.00 U	1.00 U	5.00 U	1.00 U
9/11/18	1.44	1.00 U	5.00 U	5.00 U	5.00 U	5.00 U	5.00 U	1.00 U	1.00 U	1.00 U	1.00 U	1.00 U	5.00 U	1.00 U
4/16/19	2.90	1.00 U	5.00 U	5.00 U	5.00 U	7.80	5.00 U	1.00 U	1.00 U	1.00 U	1.00 U	1.00 U	1.00 U	1.00 U
8/2/19	8.20	1.00 U	5.00 U	5.00 U	5.00 U	5.00 U	5.00 U	1.70	1.00 U	1.00 U	1.00 U	1.00 U	1.00 U	1.00 U
3/11/20	1.80	1.00 U	5.00 U	5.00 U	5.00 U	5.00 U	5.00 U	1.00 U	1.00 U	1.00 U	1.00 U	1.00 U	1.00 U	1.00 U
8/5/20	9.50	1.00 U	5.00 U	5.00 U	5.00 U	5.00 U	5.00 U	1.20	1.00 U	1.00 U	1.00 U	1.00 U	1.00 U	1.00 U
3/22/21	1.00 U	1.00 U	5.00 U	5.00 U	5.00 U	5.00 U	5.00 U	1.00 U	1.00 U	1.00 U	1.00 U	1.00 U	1.00 U	1.00 U
8/31/21	14.30	1.00 U	5.00 U	5.00 U	5.00 U	5.00 U	5.00 U	1.60	1.00 U	1.00 U	1.00 U	1.00 U	1.00 U	1.00 U

Gude Landfill
Monitoring Location OB03A - Volatile Organic Compounds

Printed 12/10/21

	Chlorobenzene (ug/L)	Chloroethane (ug/L)	Chloroform (ug/L)	Chloromethane (ug/L)	cis-1,2-Dichloroethene (ug/L)	cis-1,3-Dichloropropene (ug/L)	Dibromochloromethane (ug/L)	Ethylbenzene (ug/L)	m&p-Xylene (ug/L)	Methyl Iodide (ug/L)	Methyl Tertiary Butyl Ether (ug/L)	Methylene Bromide (ug/L)	Methylene Chloride (ug/L)	o-Xylene (ug/L)
MCL/ GWPS	100		80		70		80	700	10000				5	10000
4/27/01	1.32	1.93	0.23 U	0.21 U	56.08	0.19 U	0.17 U	0.26 U	0.28 U	0.17 U	--	0.22 U	0.21 U	0.27 U
9/4/01	2.03	3.07	0.23 U	0.21 U	70.88	0.19 U	0.17 U	0.26 U	0.28 U	0.17 U	--	0.22 U	7.30	0.27 U
3/12/02	1.29	2.92	0.23 U	0.21 U	137.87	0.19 U	0.17 U	0.26 U	0.28 U	0.17 U	--	0.22 U	1.00 U	1.00 U
9/16/02	1.00 U	2.45	0.23 U	1.00 U	130.79	0.19 U	0.17 U	0.26 U	0.28 U	1.00 U	--	0.22 U	1.00 U	0.27 U
6/2/03	10.50	1.00 U	0.23 U	0.21 U	2.57	0.19 U	0.17 U	0.26 U	1.40	0.17 U	--	0.22 U	0.21 U	1.00 U
10/8/03	18.41	1.62	0.23 U	0.21 U	2.63	0.19 U	0.17 U	0.26 U	1.00 U	0.17 U	--	0.22 U	0.21 U	0.27 U
3/23/04	10.75	1.01	0.23 U	0.21 U	1.00 U	0.19 U	0.17 U	0.26 U	0.28 U	1.00 U	--	0.22 U	0.21 U	0.27 U
9/20/04	4.71	1.26	0.27 U	0.25 U	79.29	0.29 U	0.27 U	0.23 U	2.00 U	0.28 U	--	0.25 U	0.34 U	1.00 U
4/5/05	19.21	1.02	0.27 U	0.25 U	3.01	0.29 U	0.27 U	0.23 U	0.40 U	0.28 U	--	0.25 U	0.34 U	0.18 U
9/21/05	3.60	1.41	0.27 U	0.25 U	102.56	0.29 U	0.27 U	0.23 U	0.40 U	0.28 U	--	0.25 U	0.34 U	1.00 U
4/4/06	10.33	1.00 U	0.27 U	0.25 U	41.96	0.29 U	0.27 U	0.23 U	0.40 U	0.28 U	--	0.25 U	0.34 U	0.18 U
9/25/06	5.24	1.53	0.27 U	0.25 U	117.86	0.29 U	0.27 U	0.23 U	0.40 U	0.28 U	--	0.25 U	0.34 U	1.00 U
4/17/07	13.90	1.42	0.27 U	0.25 U	29.76	0.29 U	0.27 U	0.23 U	0.40 U	1.00 U	--	0.25 U	0.34 U	0.18 U
10/3/07	2.80	1.63	0.27 U	1.00 U	150.17	0.29 U	0.27 U	0.23 U	0.40 U	0.28 U	--	0.25 U	0.34 U	1.00 U
3/25/08	1.98	1.43	0.21 U	0.50 U	168.82	0.13 U	0.15 U	0.26 U	0.53	--	1.73 U	0.15 U	0.12 U	0.50 U
9/23/08	2.87	1.38	0.12 U	0.20 U	141.19	0.12 U	0.13 U	0.12 U	0.23 U	--	5.00 U	0.20 U	0.50 U	0.50 U
3/9/09	3.73	1.69	0.12 U	0.50 U	137.52	0.12 U	0.13 U	0.12 U	0.23 U	--	5.00 U	0.20 U	0.17 U	0.50 U
9/21/09	5.52	1.21	1.00 U	1.00 U	84.90	1.00 U	1.00 U	1.00 U	2.00 U	1.00 U	1.39	1.00 U	1.00 U	1.00 U
7/30/10	4.00	1.00 U	1.00 U	1.00 U	110.00	1.00 U	1.00 U	1.00 U	2.00 U	20.00 U	--	1.00 U	1.00 U	1.00 U
9/14/10	2.78	1.31 J	2.00 U	1.54 J	98.10	2.00 U	2.00 U	2.00 U	4.00 U	2.00 U	2.00 U	2.00 U	2.00 U	2.00 U

Shaded concentrations represent MCL/GWPS exceedances

Printed on Recycled Paper

Gude Landfill
Monitoring Location OB03A - Volatile Organic Compounds

Printed 12/10/21

	Chlorobenzene (ug/L)	Chloroethane (ug/L)	Chloroform (ug/L)	Chloromethane (ug/L)	cis-1,2-Dichloroethene (ug/L)	cis-1,3-Dichloropropene (ug/L)	Dibromochloromethane (ug/L)	Ethylbenzene (ug/L)	m&p-Xylene (ug/L)	Methyl Iodide (ug/L)	Methyl Tertiary Butyl Ether (ug/L)	Methylene Bromide (ug/L)	Methylene Chloride (ug/L)	o-Xylene (ug/L)
4/26/11	1.00 U	1.00 U	1.00 U	4.10	1.00 U	1.00 U	1.00 U	1.00 U	--	1.00 U	2.00 U	1.00 U	1.00 U	--
9/19/11	3.30	1.00 U	1.00 U	1.50	1.00 U	1.00 U	1.00 U	1.00 U	--	1.00 U	2.00 U	1.00 U	1.00 U	--
3/8/12	3.40	1.00 U	1.00 U	1.00 U	33.00	1.00 U	1.00 U	1.00 U	--	1.00 U	1.00 U	1.00 U	1.00 U	--
9/17/12	1.00 U	1.00 U	1.00 U	1.00 U	94.60	1.00 U	1.00 U	1.00 U	2.00 U	5.00 U	5.00 U	1.00 U	1.00 U	1.00 U
3/28/13	2.46	1.00 U	1.00 U	1.00 U	34.10	1.00 U	1.00 U	1.00 U	2.00 U	5.00 U	5.00 U	1.00 U	1.00 U	1.00 U
9/23/13	2.78	1.43	1.00 U	1.00 U	94.80	1.00 U	1.00 U	1.00 U	2.00 U	5.00 U	5.00 U	1.00 U	1.00 U	1.00 U
3/12/14	1.83	1.00 U	1.00 U	1.00 U	22.90	1.00 U	1.00 U	1.00 U	2.00 U	5.00 U	5.00 U	1.00 U	1.00 U	1.00 U
9/8/14	2.10	1.00 U	1.00 U	1.00 U	56.20	1.00 U	1.00 U	1.00 U	2.00 U	5.00 U	5.00 U	1.00 U	1.00 U	1.00 U
3/18/15	1.00 U	1.00 U	1.00 U	1.00 U	11.20	1.00 U	1.00 U	1.00 U	2.00 U	5.00 U	5.00 U	1.00 U	1.00 U	1.00 U
8/31/15	1.62	1.00 U	1.00 U	1.00 U	53.20	1.00 U	1.00 U	1.00 U	2.00 U	5.00 U	5.00 U	1.00 U	1.00 U	1.00 U
3/23/16	1.41	1.00 U	1.00 U	1.00 U	21.00	1.00 U	1.00 U	1.00 U	2.00 U	5.00 U	5.00 U	1.00 U	1.00 U	1.00 U
8/29/16	1.00 U	1.00 U	1.00 U	1.00 U	49.90	1.00 U	1.00 U	1.00 U	2.00 U	5.00 U	5.00 U	1.00 U	1.00 U	1.00 U
3/6/17	2.16	1.64	1.00 U	1.00 U	86.60	1.00 U	1.00 U	1.00 U	2.00 U	5.00 U	5.00 U	1.00 U	1.00 U	1.00 U
9/12/17	2.02	1.38	1.00 U	1.00 U	69.00	1.00 U	1.00 U	1.00 U	2.00 U	5.00 U	5.00 U	1.00 U	1.00 U	1.00 U
3/27/18	1.00 U	1.00 U	1.00 U	1.00 U	22.30	1.00 U	1.00 U	1.00 U	2.00 U	5.00 U	5.00 U	1.00 U	1.00 U	1.00 U
9/11/18	1.00 U	1.00 U	1.00 U	1.00 U	4.23	1.00 U	1.00 U	1.00 U	2.00 U	5.00 U	5.00 U	1.00 U	1.00 U	1.00 U
4/16/19	1.50	1.00 U	1.00 U	1.00 U	15.90	1.00 U	1.00 U	1.00 U	1.00 U	1.00 U	1.00 U	1.00 U	1.00 U	1.00 U
8/2/19	2.20	1.00 U	1.00 U	1.00 U	36.20	1.00 U	1.00 U	1.00 U	1.00 U	1.00 U	1.00 U	1.00 U	1.00 U	1.00 U
3/11/20	1.20	1.00 U	1.00 U	1.00 U	6.60	1.00 U	1.00 U	1.00 U	1.00 U	1.00 U	1.00 U	1.00 U	1.00 U	1.00 U
8/5/20	2.10	1.00 U	1.00 U	1.00 U	35.80	1.00 U	1.00 U	1.00 U	1.00 U	1.00 U	1.00 U	1.00 U	1.00 U	1.00 U
3/22/21	1.00 U	1.00 U	1.00 U	1.00 U	1.00 U	1.00 U	1.00 U	1.00 U	1.00 U	1.00 U	1.00 U	1.00 U	1.00 U	1.00 U
8/31/21	2.40	1.70	1.00 U	1.00 U	38.30	1.00 U	1.00 U	1.00 U	1.00 U	1.00 U	1.40	1.00 U	1.00 U	1.00 U

Gude Landfill
Monitoring Location OB03A - Volatile Organic Compounds

Printed 12/10/21

	Styrene (ug/L)	Tetrachloroethene (ug/L)	Toluene (ug/L)	trans-1,2-Dichloroethene (ug/L)	trans-1,3-Dichloropropene (ug/L)	trans-1,4-Dichloro-2-butene (ug/L)	Trichloroethene (ug/L)	Trichlorofluoromethane (ug/L)	Vinyl Acetate (ug/L)	Vinyl Chloride (ug/L)	Xylene (ug/L)
MCL/ GWPS	100	5	1000	100			5			2	10000
4/27/01	0.21 U	1.00 U	1.00 U	4.50	0.13 U	1.00 U	87.28	0.18 U	--	--	--
9/4/01	0.21 U	71.56	0.24 U	5.32	0.13 U	0.14 U	78.18	4.57	--	--	--
3/12/02	0.21 U	102.10	1.00 U	8.78	0.13 U	0.14 U	113.50	8.19	--	--	--
9/16/02	0.21 U	74.03	1.00 U	8.22	0.13 U	0.14 U	111.71	7.16	--	--	--
6/2/03	0.21 U	1.65	1.62	1.00 U	0.13 U	0.14 U	1.26	0.18 U	--	--	--
10/8/03	0.21 U	0.17 U	1.00 U	1.99	0.13 U	0.14 U	1.75	1.00 U	--	2.20	--
3/23/04	0.21 U	1.00 U	1.00 U	1.39	0.13 U	0.14 U	1.00 U	0.18 U	--	1.78	--
9/20/04	0.25 U	41.02	1.00 U	5.71	0.24 U	0.30 U	84.92	3.01	--	18.60	--
4/5/05	0.25 U	0.36 U	0.32 U	1.22	0.24 U	0.30 U	4.89	0.36 U	--	1.47	--
9/21/05	0.25 U	30.99	1.00 U	6.22	0.24 U	0.30 U	85.13	0.36 U	--	19.56	--
4/4/06	0.25 U	0.36 U	1.00 U	3.10	0.24 U	0.30 U	51.33	0.36 U	--	4.62	--
9/25/06	0.25 U	29.40	1.00 U	9.08	0.24 U	0.30 U	95.18	3.77	--	26.98	--
4/17/07	0.25 U	0.36 U	0.32 U	3.72	0.24 U	0.30 U	20.26	0.36 U	--	5.96	--
10/3/07	0.25 U	33.23	1.00 U	10.82	0.24 U	0.30 U	97.78	0.36 U	--	30.58	--
3/25/08	0.20 U	1.66	1.05	9.93	0.08 U	--	141.41	0.07 U	--	23.11	--
9/23/08	0.11 U	26.21	0.50 U	11.68	0.13 U	--	101.30	0.10 U	--	22.43	--
3/9/09	0.11 U	3.67	0.50 U	9.08	0.13 U	--	113.09	0.10 U	--	27.36	--
9/21/09	1.00 U	7.11	1.00 U	6.06	1.00 U	1.00 U	66.70	3.08	--	22.90	--
7/30/10	1.00 U	15.00	1.00 U	6.00	1.00 U	5.00 U	70.00	1.00 U	1.00 U	18.00	--
9/14/10	2.00 U	17.80	2.00 U	5.93	2.00 U	2.00 U	19.30	2.47	2.00 U	23.50	--

Shaded concentrations represent MCL/GWPS exceedances

Printed on Recycled Paper

Gude Landfill
Monitoring Location OB03A - Volatile Organic Compounds

Printed 12/10/21

	Styrene (ug/L)	Tetrachloroethene (ug/L)	Toluene (ug/L)	trans-1,2-Dichloroethene (ug/L)	trans-1,3-Dichloropropene (ug/L)	trans-1,4-Dichloro-2-butene (ug/L)	Trichloroethene (ug/L)	Trichlorofluoromethane (ug/L)	Vinyl Acetate (ug/L)	Vinyl Chloride (ug/L)	Xylene (ug/L)
4/26/11	1.00 U	1.00 U	1.00 U	1.00 U	1.00 U	5.00 U	1.00 U	1.00 U	1.00 U	1.00 U	1.00 U
9/19/11	1.00 U	1.00 U	1.00 U	9.00	1.00 U	5.00 U	56.00	6.50	1.00 U	31.00	1.00 U
3/8/12	1.00 U	1.00 U	1.00 U	2.30	1.00 U	5.00 U	18.00	1.00 U	1.00 U	1.00 U	1.00 U
9/17/12	1.00 U	1.00 U	1.00 U	6.13	1.00 U	5.00 U	64.80	1.00 U	5.00 U	15.80	--
3/28/13	1.00 U	1.00 U	1.00 U	2.69	1.00 U	5.00 U	18.00	1.00 U	5.00 U	7.33	--
9/23/13	1.00 U	1.00 U	1.00 U	5.83	1.00 U	5.00 U	64.00	1.00 U	5.00 U	12.50	--
3/12/14	1.00 U	1.00 U	1.00 U	1.46	1.00 U	5.00 U	4.70	1.00 U	5.00 U	4.26	--
9/8/14	1.00 U	1.18	1.00 U	4.06	1.00 U	5.00 U	27.20	1.00 U	5.00 U	11.70	--
3/18/15	1.00 U	1.00 U	1.00 U	1.00 U	1.00 U	5.00 U	1.87	1.00 U	5.00 U	2.07	--
8/31/15	1.00 U	1.00 U	1.00 U	3.83	1.00 U	5.00 U	20.70	1.00 U	5.00 U	8.16	--
3/23/16	1.00 U	1.00 U	1.00 U	1.46	1.00 U	5.00 U	3.36	1.00 U	5.00 U	3.62	--
8/29/16	1.00 U	1.00 U	1.00 U	3.01	1.00 U	5.00 U	7.06	1.33	5.00 U	7.12	--
3/6/17	1.00 U	1.00 U	1.00 U	5.89	1.00 U	5.00 U	5.01	1.93	5.00 U	11.20	--
9/12/17	1.00 U	1.00 U	1.00 U	4.97	1.00 U	5.00 U	3.58	1.00 U	5.00 U	8.50	--
3/27/18	1.00 U	1.00 U	1.00 U	1.50	1.00 U	5.00 U	1.00 U	1.00 U	5.00 U	3.15	--
9/11/18	1.00 U	1.00 U	1.00 U	1.00 U	1.00 U	5.00 U	1.00 U	1.00 U	5.00 U	1.09	--
4/16/19	1.00 U	1.00 U	1.00 U	1.10	1.00 U	1.00 U	1.00 U	1.00 U	1.00 U	3.10	--
8/2/19	1.00 U	1.00 U	1.00 U	2.90	1.00 U	1.00 U	2.60	1.00 U	1.00 U	6.90	--
3/11/20	1.00 U	1.00 U	1.00 U	1.00 U	1.00 U	1.00 U	1.00 U	1.00 U	1.00 U	1.10	--
8/5/20	1.00 U	1.00 U	1.00 U	2.80	1.00 U	1.00 U	1.50	1.00 U	1.00 U	6.40	--
3/22/21	1.00 U	1.00 U	1.00 U	1.00 U	1.00 U	1.00 U	1.00 U	1.00 U	1.00 U	1.00 U	--
8/31/21	1.00 U	1.00 U	1.00 U	3.00	1.00 U	1.00 U	1.80	1.00 U	1.00 U	6.80	--

Gude Landfill
Monitoring Location OB04 - General Parameters

Printed 12/10/21

	Alkalinity (mg/L)	Ammonia Nitrogen (mg/L)	Chemical Oxygen Demand (mg/L)	Chloride (mg/L)	Cyanide, Total (mg/L)	Dissolved Oxygen, Field (mg/L)	Hardness (mg/L)	Nitrate (mg/L)	Nitrate+Nitrite (mg/L)	Nitrite (mg/L)	ORP, Field (mV)	pH, Field (SU)	pH, Lab (SU)	Phosphate (mg/L)
MCL/ GWPS					0.2			10		1				
4/27/01	--	--	--	352.8940	0.001 U	--	--	--	--	--	--	--	--	--
9/4/01	--	--	--	304.6010	0.004	--	--	--	--	--	--	--	--	--
3/12/02	--	--	--	98.9558	0.005	--	--	--	--	--	--	--	--	--
9/16/02	--	--	--	320.1710	0.001 U	--	--	--	--	--	--	--	--	--
6/2/03	--	--	--	337.7240	0.002 U	--	--	--	--	--	--	--	--	0.028
10/8/03	--	--	--	--	0.002 U	--	--	--	--	--	--	--	--	0.029
3/23/04	--	--	--	--	0.005 U	--	--	--	--	--	--	--	--	0.018
9/20/04	--	--	--	--	0.005 U	--	--	--	--	--	--	--	--	0.031
4/5/05	--	--	--	--	0.005 U	--	--	--	--	--	--	--	--	0.019
9/21/05	--	--	--	--	0.002 U	--	--	--	--	--	--	--	--	0.052
4/4/06	--	--	--	--	0.002 U	--	--	--	--	--	--	--	--	0.026
9/25/06	--	--	--	--	0.002	--	--	--	--	--	--	--	--	0.029
4/17/07	--	--	--	--	0.002 U	--	--	--	--	--	--	--	--	0.034
10/3/07	--	--	--	--	0.005 U	--	--	--	--	--	--	--	--	--
3/25/08	--	--	--	--	--	--	--	--	--	--	--	--	--	--
9/23/08	--	--	--	--	--	--	--	--	--	--	--	--	--	--
9/21/09	221.0	0.33	26.3	412.0000	--	--	670.0	0.2000 U	--	--	--	--	--	--
7/29/10	--	--	--	--	0.050 U	--	--	--	--	--	--	--	--	--
9/15/10	255.0	0.51	29.8	424.0000	--	--	680.0	0.2000 U	0.20 U	0.05 U	--	--	--	--

Gude Landfill
Monitoring Location OB04 - General Parameters

Printed 12/10/21

	Alkalinity (mg/L)	Ammonia Nitrogen (mg/L)	Chemical Oxygen Demand (mg/L)	Chloride (mg/L)	Cyanide, Total (mg/L)	Dissolved Oxygen, Field (mg/L)	Hardness (mg/L)	Nitrate (mg/L)	Nitrate+Nitrite (mg/L)	Nitrite (mg/L)	ORP, Field (mV)	pH, Field (SU)	pH, Lab (SU)	Phosphate (mg/L)
4/25/11	238.0	0.70	30.7	433.0000	--	--	717.0	0.2000 U	0.20 U	0.05 U	--	--	--	--
9/15/11	242.0	0.67	29.2	416.0000	--	--	705.0	0.2000 U	0.20 U	0.05 U	--	--	--	--
3/13/12	261.0	0.67	34.1	473.0000	--	--	714.0	0.2000 U	0.20 U	0.05 U	--	--	--	--
9/17/12	248.0	0.77	26.7	448.0000	--	--	712.0	0.2000 U	0.20 U	0.05 U	--	--	--	--
4/2/13	244.0	0.73	31.3	449.0000	--	0.02	730.0	0.2000 U	0.20 U	0.05 U	380.0	6.22	--	--
9/18/13	249.0	0.67	23.7	455.0000	--	0.03	740.0	0.2000 U	0.20 U	0.05 U	416.0	6.12	--	--
3/13/14	248.0	0.78	34.8	453.0000	--	6.03	742.0	0.2000 U	--	--	419.0	6.17	--	--
9/8/14	265.0	0.94	38.0	462.0000	--	1.75	762.0	0.2000 U	0.20 U	0.05 U	339.0	6.32	--	--
3/18/15	250.0	0.83	33.1	503.0000	--	0.00	764.0	0.2000 U	0.20 U	0.05 U	313.0	6.07	--	--
9/1/15	270.0	1.04	35.0	482.0000	--	1.17	760.0	0.2000 U	0.20 U	0.05 U	254.0	5.99	--	--
3/16/16	249.0	0.79	32.0	496.0000	--	0.00	780.0	0.2000 U	0.20 U	0.05 U	385.0	6.21	--	--
8/30/16	245.0	0.72	39.4	492.0000	--	1.86	760.0	0.2000 U	0.20 U	0.05 U	371.0	5.87	--	--
3/6/17	295.0	1.65	16.6	187.0000	--	--	640.0	0.2000 U	0.20 U	0.05 U	369.0	6.10	--	--
9/12/17	237.0	0.38	34.4	497.0000	--	--	760.0	0.2000 U	0.20 U	0.05 U	398.0	6.04	--	--
3/28/18	229.0	0.52	45.4	527.0000	--	--	930.0	0.2000 U	0.20 U	0.05 U	220.0	6.09	--	--
9/6/18	243.0	0.60	36.4	529.0000	--	--	814.0	0.2000 U	0.20 U	0.05 U	191.0	5.80	--	--
4/9/19	264.0	0.80	47.0	530.0000	--	0.07	745.0 B	1.3000	--	--	137.9	5.89	6.21	--
8/1/19	286.0	0.83	35.3	514.0000	--	0.11	931.0	1.5000	--	--	93.0	5.73	6.19	--
3/9/20	275.0	0.81	36.5	103.0000	--	0.41	875.0	1.1500	--	--	175.2	5.94	6.12	--
7/27/20	277.0	0.88	45.1	497.0000	--	0.53	821.0	0.2000 U	--	--	-60.0	5.93	6.07	--
3/22/21	268.0	0.72	35.7	524.0000	--	0.13	748.0	0.0000	--	--	-92.5	6.21	6.13	--
8/30/21	288.0	0.97	49.4	539.0000	--	0.75	886.0	0.0110 U	--	--	50.4	6.06	6.08	--

Gude Landfill

Monitoring Location OB04 - General Parameters

	Specific Conductivity, Field (uS/cm)	Specific Conductivity, Lab (umhos/cm)	Sulfate, total (mg/L)	Sulfide (mg/L)	Temperature, field (°C)	Total Dissolved Solids (mg/L)	Total Phenolics (mg/L)	Total Suspended Solids (mg/L)	Turbidity (NTU)	Turbidity, Field (NTU)
MCL/ GWPS										
4/27/01	--	--	--	--	--	--	--	--	0.100	--
9/4/01	--	--	--	--	--	--	--	--	1.200	--
3/12/02	--	--	--	--	--	--	--	--	0.640	--
9/16/02	--	--	--	--	--	--	--	--	4.600	--
6/2/03	--	--	--	--	--	--	0 U	--	2.600	--
10/8/03	--	--	--	--	--	--	0 U	--	--	--
3/23/04	--	--	--	--	--	--	0 U	--	--	--
9/20/04	--	--	--	--	--	--	0 U	--	--	--
4/5/05	--	--	--	--	--	--	0 U	--	--	--
9/21/05	--	--	--	--	--	--	0	--	--	--
4/4/06	--	--	--	--	--	--	0	--	--	--
9/25/06	--	--	--	--	--	--	0	--	--	--
4/17/07	--	--	--	--	--	--	0 U	--	--	--
10/3/07	--	--	--	--	--	--	0 U	--	--	--
3/25/08	--	--	--	--	--	--	0 U	--	--	--
9/23/08	--	--	--	--	--	--	0 U	--	--	--
9/21/09	--	--	18.80	--	--	1348.0	--	--	1.070	--
7/29/10	--	--	--	3.0 U	--	--	--	--	--	--
9/15/10	--	--	28.40	--	--	1760.0	--	--	0.632	--

Gude Landfill

Printed 12/10/21

Monitoring Location OB04 - General Parameters

	Specific Conductivity, Field (uS/cm)	Specific Conductivity, Lab (umhos/cm)	Sulfate, total (mg/L)	Sulfide (mg/L)	Temperature, field (°C)	Total Dissolved Solids (mg/L)	Total Phenolics (mg/L)	Total Suspended Solids (mg/L)	Turbidity (NTU)	Turbidity, Field (NTU)
4/25/11	--	--	19.60 J	--	--	1428.0	--	--	0.421	--
9/15/11	--	--	22.30	--	--	1736.0	--	--	--	--
3/13/12	--	--	19.50	--	--	1632.0	--	--	--	--
9/17/12	--	--	18.30	--	--	1432.0	--	--	--	--
4/2/13	2.0	--	16.10	--	15.1	1600.0	--	--	--	0.00
9/18/13	1737.0	--	21.00	--	16.1	1304.0	--	--	--	0.00
3/13/14	1742.0	--	22.80	--	15.0	1256.0	--	--	--	1.02
9/8/14	1840.0	--	27.90	--	15.8	1168.0	--	--	--	0.00
3/18/15	1685.0	--	20.20	--	15.1	1112.0	--	--	--	0.60
9/1/15	1881.0	--	17.90	--	16.4	1142.0	--	--	--	0.00
3/16/16	1835.0	--	21.60	--	14.8	1150.0	--	--	--	0.00
8/30/16	1857.0	--	19.00	--	17.0	1360.0	--	--	--	0.00
3/6/17	1823.0	--	9.87	--	17.9	524.0	--	--	--	0.00
9/12/17	1824.0	--	14.60	--	16.9	1210.0	--	--	--	0.00
3/28/18	1781.0	--	18.10	--	14.1	1320.0	--	--	--	0.00
9/6/18	1992.0	--	18.30	--	19.0	1100.0	--	--	--	6.40
4/9/19	2474.0	2070.0	25.00	--	15.3	1470.0	--	2.6 U	0.500 U	2.00
8/1/19	2.0	2080.0	21.90	--	16.8	1670.0	--	6.0 U	0.500 U	1.60
3/9/20	1989.0	2000.0	19.40	--	16.1	1390.0	--	2.3 U	0.500 U	1.00
7/27/20	2028.0	2160.0	17.70	--	19.6	1220.0	--	2.3 U	0.500 U	1.40
3/22/21	2199.0	2150.0	15.70	--	15.5	1460.0	--	5.7	3.160	1.99
8/30/21	2289.0	2160.0	16.90	--	23.9	1400.0	--	2.3 U	0.572	1.20

Gude Landfill
Monitoring Location OB04 - Dissolved Metals

Printed 12/10/21

	Antimony, dissolved (mg/L)	Arsenic, dissolved (mg/L)	Barium, dissolved (mg/L)	Beryllium, dissolved (mg/L)	Cadmium, dissolved (mg/L)	Calcium, dissolved (mg/L)	Chromium, dissolved (mg/L)	Cobalt, dissolved (mg/L)	Copper, dissolved (mg/L)	Iron, dissolved (mg/L)	Lead, dissolved (mg/L)	Magnesium, dissolved (mg/L)	Manganese, dissolved (mg/L)	Mercury, dissolved (mg/L)
MCL/ GWPS	0.006	0.01	2	0.004	0.005		0.1				0.015			0.002
4/25/11	0.005 U	0.005 U	0.261	0.005 U	0.005 U	160.0	0.01 U	0.01 U	0.036	1.3	0.005 U	80.2	1.950	0.0002 U
9/15/11	--	--	--	--	--	--	--	--	--	--	--	--	--	--
3/13/12	0.005 U	0.010	0.283	0.005 U	0.005 U	169.0	0.01 U	0.01 U	0.036	0.8	0.005 U	94.3	2.220	0.0002 U
9/17/12	0.005 U	0.010	0.271	0.005 U	0.005 U	165.0	0.01 U	0.01 U	0.038	0.6	0.005 U	81.7	2.320	0.0002 U
4/2/13	0.005 U	0.011	0.282	0.005 U	0.005 U	162.0	0.01 U	0.01 U	0.046	0.7	0.005 U	80.0	2.530	0.0002 U
9/18/13	0.005 U	0.005 U	0.260	0.005 U	0.005 U	169.0	0.01 U	0.01 U	0.034	0.7	0.005 U	83.2	2.730	0.0002 U
3/13/14	0.005 U	0.010	0.297	0.005 U	0.005 U	160.0	0.01 U	0.01 U	0.037	0.2 U	0.005 U	78.6	2.750	0.0002 U
9/8/14	0.005 U	0.005 U	0.284	0.005 U	0.005 U	160.0	0.01 U	0.01 U	0.038	1.0	0.005 U	81.7	2.970	0.0002 U
3/18/15	0.002 U	0.006	0.280	0.002 U	0.004 U	180.0	0.01 U	0.01 U	0.034	0.0 U	0.002 U	88.0	2.500	0.0002 U
9/1/15	0.001 U	0.006	0.270	0.001 U	0.001 U	170.0	0.01 U	0.01 U	0.038	0.0 U	0.001 U	84.0	3.200	0.0002 U
3/16/16	0.002 U	0.004	0.304	0.002 U	0.002 U	167.0	0.00 U	0.00 U	0.035	1.0	0.002 U	87.0	3.440	0.0002 U
8/30/16	0.002 U	0.006	0.310	0.002 U	0.002 U	166.0	0.00 U	0.00 U	0.032	0.9	0.002 U	90.6	2.910	0.0002 U
3/6/17	0.002 U	0.006	0.321	0.002 U	0.002 U	176.0	0.01	0.00 U	0.038	0.9	0.002 U	90.7	3.210	0.0002 U
9/12/17	0.002 U	0.004	0.311	0.002 U	0.002 U	169.0	0.00	0.00 U	0.027	0.9	0.002 U	90.0	2.650	0.0002 U
3/28/18	0.002 U	0.009	0.305	0.002 U	0.002 U	165.0	0.01	0.00 U	0.032	0.2 U	0.002 U	85.8	3.120	0.0002 U
9/6/18	0.002 U	0.006	0.305	0.002 U	0.002 U	180.0	0.01	0.00 U	0.037	0.1 U	0.002 U	90.8	3.070	0.0002 U

Gude Landfill

Monitoring Location OB04 - Dissolved Metals

	Nickel, dissolved (mg/L)	Potassium, dissolved (mg/L)	Selenium, dissolved (mg/L)	Silver, dissolved (mg/L)	Sodium, dissolved (mg/L)	Thallium, dissolved (mg/L)	Vanadium, dissolved (mg/L)	Zinc, dissolved (mg/L)
MCL/ GWPS			0.05			0.002		
4/25/11	0.01	6.6	0.021	0.01 U	68.8	0.005 U	0.01 U	0.012
9/15/11	0.01	--	--	--	--	--	--	--
3/13/12	0.02	7.4	0.035	0.01 U	79.3	0.005 U	0.01 U	0.009
9/17/12	0.02	7.8	0.039	0.01 U	66.8	0.005 U	0.01 U	0.008
4/2/13	0.02	8.2	0.044	0.01 U	67.3	0.005 U	0.01 U	0.008
9/18/13	0.01	7.4	0.020	0.01 U	65.7	0.005 U	0.01 U	0.008
3/13/14	0.02	6.6	0.035	0.01 U	62.7	0.005 U	0.01 U	0.009
9/8/14	0.01	7.5	0.021	0.01 U	69.4	0.005 U	0.01 U	0.012
3/18/15	0.02	7.3	0.022 J	0.01 U	64.0	0.002 U	0.01 U	0.006 J
9/1/15	0.01 U	8.2	0.026	0.00 U	70.0	0.001 U	0.01 U	0.005
3/16/16	0.01	7.0	0.018	0.00 U	68.3	0.001 U	0.00 U	0.006
8/30/16	0.01	7.4	0.020	0.00 U	69.6	0.001 U	0.00 U	0.006
3/6/17	0.02	7.0	0.030	0.00 U	69.2	0.001 U	0.00	0.008
9/12/17	0.01	6.4	0.017	0.00 U	68.8	0.001 U	0.00 U	0.006
3/28/18	0.02	6.8	0.028	0.00 U	64.8	0.001 U	0.00	0.007
9/6/18	0.02	6.6	0.022	0.00 U	68.1	0.001 U	0.00	0.008

Gude Landfill
Monitoring Location OB04 - Total Metals

Printed 12/10/21

	Antimony, total (mg/L)	Arsenic, total (mg/L)	Barium, total (mg/L)	Beryllium, total (mg/L)	Boron, total (mg/L)	Cadmium, total (mg/L)	Calcium, total (mg/L)	Chromium, total (mg/L)	Cobalt, total (mg/L)	Copper, total (mg/L)	Iron, total (mg/L)	Lead, total (mg/L)
MCL/ GWPS	0.006	0.01	2	0.004		0.005		0.1				0.015
4/27/01	0.0007 U	0.0020 U	0.0315	0.0005 U	--	0.0020 U	--	0.0103	0.0007 U	0.0262	--	0.00130 U
9/4/01	0.0020 U	0.0020 U	0.1173	0.0017 U	--	0.0020 U	--	0.0012 U	0.0020 U	0.0114	--	0.00280
3/12/02	0.0005 U	0.0041	0.1226	0.0017 U	--	0.0020 U	--	0.0020 U	0.0020 U	0.0069	--	0.00200 U
9/16/02	0.0007 U	0.0138	0.1375	0.0004 U	--	0.0020 U	--	0.0028	0.0020	0.0096	--	0.00390
6/2/03	0.0007 U	0.0020 U	0.1795	0.0004 U	--	0.0020 U	--	0.0005 U	0.0020 U	0.0108	--	0.00200 U
10/8/03	0.0009 U	0.0008 U	0.1584	0.0016 U	--	0.0007 U	--	0.0005 U	0.0020 U	0.0100 U	--	0.00200 U
3/23/04	0.0009 U	0.0008 U	0.1513	0.0016 U	--	0.0007 U	--	0.0020 U	0.0005 U	0.0100 U	--	0.00200 U
9/20/04	0.0028 U	0.0020 U	0.1513	0.0012 U	--	0.0020 U	--	0.0007 U	0.0020 U	0.0121	--	0.00200 U
4/5/05	0.0028 U	0.0020 U	0.0797	0.0012 U	--	0.0020 U	--	0.0007 U	0.0005 U	0.0157	--	0.00060 U
9/21/05	0.0028 U	0.0020 U	0.0430	0.0012 U	--	0.0020 U	--	0.0007 U	0.0005 U	0.0254	--	0.00200 U
4/4/06	0.0006 U	0.0006 U	0.1065	0.0007 U	--	0.0020 U	--	0.0020 U	0.0005 U	0.0123	--	0.00270
9/25/06	0.0007 U	0.0020 U	0.2328	0.0009 U	--	0.0006 U	--	0.0020 U	0.0020 U	0.0316	--	0.00070 U
4/17/07	0.0007 U	0.0020 U	0.2276	0.0009 U	0.247	--	--	0.0007 U	0.0020 U	0.0323	--	0.00070 U
10/3/07	0.0007 U	0.0020 U	0.2220	0.0009 U	0.206	--	--	0.0020 U	0.0020 U	0.0290	--	0.00070 U
3/25/08	0.0005 U	0.0020 U	0.1991	0.0010 U	0.159	--	--	0.0008 U	0.0012 U	0.0088	--	0.00100 U
9/23/08	0.0010 U	0.0040 U	0.2255	0.0020 U	0.400 U	--	--	0.0016 U	0.0024 U	0.0087	--	0.00400 U
3/9/09	0.0010 U	0.0100 U	0.2468	0.0012 U	0.187	--	--	0.0007 U	0.0007 U	0.0311	--	0.01000 U
9/21/09	0.0020 U	0.0034	0.2610	0.0020 U	--	0.0020 U	154.00	0.0020 U	0.0004 J	0.0344	0.3430	0.00200 U
7/29/10	0.0010 U	0.0014	0.2500	0.0010 U	--	0.0010 U	--	0.0005 J	0.0007 J	0.0400	--	0.00100 U
9/15/10	0.0050 U	0.0055	0.2550	0.0050 U	--	0.0050 U	159.00	0.0050 U	0.0050 U	0.0418	1.2000	0.00500 U
4/25/11	0.0050 U	0.0050 U	0.2640	0.0050 U	--	0.0050 U	154.00 J	0.0050 U	0.0050 U	0.0367	0.5000 U	0.00500 U
9/15/11	0.0050 U	0.0050 U	0.2550	0.0050 U	--	0.0050 U	157.00	0.0050 U	0.0050 U	0.0314	0.9200	0.00500 U
3/13/12	0.0050 U	0.0091	0.2810	0.0050 U	--	0.0050 U	173.00	0.0050 U	0.0050 U	0.0377	0.8040	0.00500 U

Shaded concentrations represent MCL/GWPS exceedances

Printed on Recycled Paper

Gude Landfill
Monitoring Location OB04 - Total Metals

Printed 12/10/21

	Antimony, total (mg/L)	Arsenic, total (mg/L)	Barium, total (mg/L)	Beryllium, total (mg/L)	Boron, total (mg/L)	Cadmium, total (mg/L)	Calcium, total (mg/L)	Chromium, total (mg/L)	Cobalt, total (mg/L)	Copper, total (mg/L)	Iron, total (mg/L)	Lead, total (mg/L)
9/17/12	0.0050 U	0.0086	0.2470	0.0050 U	--	0.0050 U	157.00	0.0050 U	0.0050 U	0.0353	0.8240	0.00500 U
4/2/13	0.0050 U	0.0093	0.2740	0.0050 U	--	0.0050 U	151.00	0.0050 U	0.0050 U	0.0475	0.7510	0.00500 U
9/18/13	0.0050 U	0.0050 U	0.2650	0.0050 U	--	0.0050 U	164.00	0.0050 U	0.0050 U	0.0354	0.7290	0.00500 U
3/13/14	0.0050 U	0.0088	0.2940	0.0050 U	--	0.0050 U	175.00	0.0050 U	0.0050 U	0.0382	0.9210	0.00500 U
9/8/14	0.0050 U	0.0050 U	0.2910	0.0050 U	--	0.0050 U	169.00	0.0050 U	0.0050 U	0.0393	0.9930	0.00500 U
3/18/15	0.0020 U	0.0079	0.2800	0.0020 U	--	0.0040 U	180.00	0.0100 U	0.0100 U	0.0360	0.0050 U	0.00200 U
9/1/15	0.0010 U	0.0054	0.2800	0.0010 U	--	0.0005 U	170.00	0.0050 U	0.0050 U	0.0390	0.0050 U	0.00100 U
3/16/16	0.0020 U	0.0041	0.3090	0.0020 U	--	0.0020 U	170.00	0.0020 U	0.0020 U	0.0360	1.0000	0.00200 U
8/30/16	0.0020 U	0.0042	0.2940	0.0020 U	--	0.0020 U	165.00	0.0020 U	0.0020 U	0.0321	1.0700	0.00200 U
3/6/17	0.0020 U	0.0038	0.4780	0.0020 U	--	0.0020 U	77.20	0.0060	0.0575	0.0057	23.3000	0.00200 U
9/12/17	0.0020 U	0.0037	0.3150	0.0020 U	--	0.0020 U	170.00	0.0032	0.0020 U	0.0278	1.0300	0.00200 U
3/28/18	0.0020 U	0.0094	0.3050	0.0020 U	--	0.0020 U	167.00	0.0074	0.0020 U	0.0312	0.2000 U	0.00200 U
9/6/18	0.0020 U	0.0069	0.3070	0.0020 U	--	0.0020 U	178.00	0.0036	0.0020 U	0.0488	0.0500 U	0.00200 U
4/9/19	0.0010 U	0.0010 U	0.2890	0.0010 U	--	0.0010 U	171.00	0.0010 U	0.0010 U	0.0400	0.1000 U	0.00100 U
8/1/19	0.0010 U	0.0010 U	0.2720	0.0010 U	--	0.0010 U	179.00	0.0044	0.0010 U	0.0391	0.1000 U	0.00100 U
3/9/20	0.0010 U	0.0010 U	0.3090	0.0010 U	--	0.0010 U	163.00	0.0013	0.0010 U	0.0411	0.0279 J	0.00100 U
7/27/20	0.0010 U	0.0010 U	0.2860	0.0010 U	--	0.0010 U	157.00	0.0010 U	0.0010 U	0.0381	0.0165 J	0.00100 U
3/22/21	0.0010 U	0.0010 U	0.2940	0.0010 U	--	0.0010 U	148.00	0.0011	0.0010 U	0.0281 QB	0.1210	0.00100 U
8/30/21	0.0010 U	0.0010 U	0.3050	0.0010 U	--	0.0010 U	173.00	0.0010 U	0.0011	0.0216	0.0569 J	0.00100 U

Gude Landfill
Monitoring Location OB04 - Total Metals

Printed 12/10/21

	Magnesium, total (mg/L)	Manganese, total (mg/L)	Mercury, total (mg/L)	Nickel, total (mg/L)	Potassium, total (mg/L)	Selenium, total (mg/L)	Silver, total (mg/L)	Sodium, total (mg/L)	Thallium, total (mg/L)	Tin, total (mg/L)	Vanadium, total (mg/L)
MCL/ GWPS			0.002			0.05			0.002		
4/27/01	--	0.36180	0.000200 U	0.0113	--	0.00500 U	0.0052 U	--	0.0009 U	0.2000 U	0.00060 U
9/4/01	--	0.46530	0.000200	0.0110	--	0.00460	0.0044 U	--	0.0009 U	0.2000 U	0.00200 U
3/12/02	--	0.34140	0.000100 U	0.0112	--	0.01480	0.0044 U	--	0.0009 U	0.2000 U	0.00070 U
9/16/02	--	0.36600	0.000100 U	0.0123	--	0.03840	0.0096 U	--	0.0010 U	0.0020 U	0.00200 U
6/2/03	--	0.24370	0.000200 U	0.0114	--	0.00450	0.0096 U	--	0.0010 U	0.0008 U	0.00200 U
10/8/03	--	0.44490	0.000200 U	0.0090	--	0.00330	0.0022 U	--	0.0004 U	0.0003 U	0.00200 U
3/23/04	--	0.21500	0.000200 U	0.0093	--	0.00300	0.0022 U	--	0.0004 U	0.0003 U	0.00200 U
9/20/04	--	0.64620	0.000100 U	0.0112	--	0.00560	0.0018 U	--	0.0006 U	0.0003 U	0.00200 U
4/5/05	--	0.03060	0.000100 U	0.0064	--	0.00240	0.0018 U	--	0.0006 U	0.0050 U	0.00200 U
9/21/05	--	0.70210	0.000200	0.0146	--	0.00320	0.0018 U	--	0.0006 U	0.0050 U	0.00040 U
4/4/06	--	0.10730	0.000100 U	0.0095	--	0.00470	0.0004 U	--	0.0004 U	0.0050 U	0.00040 U
9/25/06	--	1.20000	0.000200 U	0.0091	--	0.00330	0.0005 U	--	0.0020 U	0.0050 U	0.00070 U
4/17/07	--	--	0.000200 U	0.0105	--	0.00720	0.0005 U	--	0.0007 U	0.0500 U	0.00200 U
10/3/07	--	--	0.000200 U	0.0102	--	0.00700	0.0005 U	--	0.0007 U	0.0020 U	0.00070 U
3/25/08	--	--	0.000200 U	0.0106	--	0.00500	0.0008 U	--	0.0006 U	0.0500 U	0.00060 U
9/23/08	--	--	0.000200 U	0.0118	--	0.00580	0.0016 U	--	0.0012 U	0.0011 U	0.00120 U
3/9/09	--	--	0.000200 U	0.0100 U	--	0.01000 U	0.0043 U	--	0.0008 U	0.0011 U	0.01000 U
9/21/09	75.100	1.32000	0.000200 U	0.0137	6.320	0.01670	0.0020 U	71.00	0.0020 U	--	0.00050 J
7/29/10	--	--	0.000300	0.0110	--	0.00100 U	0.0010 U	--	0.0010 U	0.0050 U	0.00260 J
9/15/10	81.000	1.84000	0.000200 U	0.0145	6.450	0.02190	0.0050 U	73.80	0.0050 U	--	0.00500 U
4/25/11	88.100	1.94000	0.000200 U	0.0132	7.290	0.01930	0.0050 U	74.40	0.0050 U	--	0.00500 U
9/15/11	89.100	2.03000	0.000200 U	--	7.180	0.01440	0.0050 U	74.30	0.0050 U	--	0.00500 U
3/13/12	88.900	2.07000	0.000200 U	0.0168	7.030	0.03200	0.0050 U	73.30	0.0050 U	--	0.00500 U

Gude Landfill
Monitoring Location OB04 - Total Metals

Printed 12/10/21

	Magnesium, total (mg/L)	Manganese, total (mg/L)	Mercury, total (mg/L)	Nickel, total (mg/L)	Potassium, total (mg/L)	Selenium, total (mg/L)	Silver, total (mg/L)	Sodium, total (mg/L)	Thallium, total (mg/L)	Tin, total (mg/L)	Vanadium, total (mg/L)
9/17/12	76.600	2.28000	0.000200 U	0.0188	7.720	0.03210	0.0050 U	63.20	0.0050 U	--	0.00500 U
4/2/13	78.100	2.55000	0.000200 U	0.0203	8.210	0.03700	0.0050 U	66.60	0.0050 U	--	0.00500 U
9/18/13	82.000	2.59000	0.000200 U	0.0128	7.210	0.02120	0.0050 U	64.80	0.0050 U	--	0.00500 U
3/13/14	88.300	2.63000	0.000200 U	0.0174	7.740	0.03030	0.0050 U	71.40	0.0050 U	--	0.00500 U
9/8/14	86.100	2.95000	0.000200 U	0.0149	7.710	0.02080	0.0050 U	73.10	0.0050 U	--	0.00500 U
3/18/15	89.000	2.60000	0.000200 U	0.0110 U	7.400	0.02700 J	0.0100 U	65.00	0.0020 U	--	0.01000 U
9/1/15	86.000	3.10000	0.000200 U	0.0110	8.400	0.02200	0.0010 U	71.00	0.0010 U	--	0.00500 U
3/16/16	87.400	5.14000	0.000200 U	0.0136	6.850	0.01950	0.0020 U	69.30	0.0010 U	--	0.00200 U
8/30/16	86.100	2.85000	0.000200 U	0.0125	6.720	0.01740	0.0020 U	68.10	0.0010 U	--	0.00200 U
3/6/17	47.600	20.90000	0.000200 U	0.0179	5.900	0.00491	0.0020 U	40.60	0.0010 U	--	0.00200 U
9/12/17	91.000	2.62000	0.000200 U	0.0124	6.490	0.01630	0.0020 U	70.00	0.0010 U	--	0.00200 U
3/28/18	86.900	2.94000	0.000200 U	0.0154	6.070	0.02910	0.0020 U	66.40	0.0010 U	--	0.00276
9/6/18	89.800	3.03000	0.000200 U	0.0167	6.620	0.02420	0.0020 U	66.50	0.0010 U	--	0.00200 U
4/9/19	91.300	3.80000	0.000100 U	0.0148	6.860	0.00100 U	0.0010 U	77.10	0.0010 U	--	0.00100 U
8/1/19	118.000	4.14000	0.000100 U	0.0164	6.590	0.00100 U	0.0010 U	76.20	0.0010 U	--	0.00100 U
3/9/20	114.000	4.01000	0.000119	0.0151	7.410	0.00100 U	0.0010 U	83.80	0.0010 U	--	0.00100 U
7/27/20	104.000	4.15000	0.000100 U	0.0140	7.510	0.00100 U	0.0010 U	76.20	0.0010 U	--	0.00100 U
3/22/21	92.100	3.58000	0.000100 U	0.0107	6.720	0.00100 U	0.0010 U	68.60	0.0010 U	--	0.00100 U
8/30/21	110.000	4.42000	0.000100 U	0.0151	7.520	0.00100 U	0.0010 U	77.90	0.0010 U	--	0.00110

Gude Landfill
Monitoring Location OB04 - Total Metals

Printed 12/10/21

	Zinc, total (mg/L)
MCL/ GWPS	
4/27/01	--
9/4/01	--
3/12/02	--
9/16/02	--
6/2/03	--
10/8/03	--
3/23/04	--
9/20/04	--
4/5/05	--
9/21/05	--
4/4/06	--
9/25/06	--
4/17/07	0.00700
10/3/07	0.00580
3/25/08	0.01670
9/23/08	0.02000 U
3/9/09	0.01380
9/21/09	0.01000 U
7/29/10	0.01600
9/15/10	0.00779
4/25/11	0.00828
9/15/11	0.00744
3/13/12	0.00692

Gude Landfill
Monitoring Location OB04 - Total Metals

Printed 12/10/21

Zinc, total (mg/L)

9/17/12	0.00885
4/2/13	0.00793
9/18/13	0.00797
3/13/14	0.00999
9/8/14	0.01090
3/18/15	0.00640 J
9/1/15	0.00600
3/16/16	0.00558
8/30/16	0.00505
3/6/17	0.01330
9/12/17	0.00597
3/28/18	0.00596
9/6/18	0.00957
4/9/19	0.00796 B
8/1/19	0.00755 B
3/9/20	0.00777
7/27/20	0.00406
3/22/21	0.00665
8/30/21	0.00400 U

Gude Landfill

Printed 12/10/21

Monitoring Location OB04 - Volatile Organic Compounds

	1,1,1,2-Tetrachloroethane (ug/L)	1,1,1-Trichloroethane (ug/L)	1,1,2,2-Tetrachloroethane (ug/L)	1,1,1,2-Trichloroethane (ug/L)	1,1-Dichloroethane (ug/L)	1,1-Dichloroethene (ug/L)	1,1-Dichloropropene (ug/L)	1,2,3-Trichloropropane (ug/L)	1,2-Dibromo-3-chloropropane (ug/L)	1,2-Dibromoethane (ug/L)	1,2-Dichlorobenzene (ug/L)	1,2-Dichloroethane (ug/L)	1,2-Dichloropropane (ug/L)	1,3-Dichloropropane (ug/L)	1,4-Dichlorobenzene (ug/L)
MCL/ GWPS	200		5		7				0.2	0.05	600	5	5		75
4/27/01	0.18 U	0.15 U	0.23 U	0.22 U	1.00 U	0.15 U	0.22 U	0.21 U	1.00 U	0.20 U	10.00 U	1.00 U	1.00 U	0.19 U	10.00 U
9/4/01	0.18 U	0.15 U	0.23 U	0.22 U	1.00 U	0.15 U	0.22 U	0.21 U	0.14 U	0.20 U	10.00 U	0.17 U	1.00 U	0.19 U	10.00 U
3/12/02	0.18 U	0.15 U	0.23 U	0.22 U	1.00 U	0.15 U	0.22 U	0.21 U	0.14 U	1.00 U	10.00 U	0.17 U	1.00 U	0.19 U	10.00 U
9/16/02	0.18 U	0.15 U	0.23 U	0.22 U	0.19 U	0.15 U	0.22 U	0.21 U	0.14 U	0.20 U	10.00 U	0.17 U	1.00 U	0.19 U	10.00 U
6/2/03	0.18 U	0.15 U	0.23 U	0.22 U	0.19 U	0.15 U	0.22 U	0.21 U	0.14 U	0.20 U	10.00 U	0.17 U	1.00 U	0.19 U	10.00 U
10/8/03	0.18 U	0.15 U	0.23 U	0.22 U	1.00 U	0.15 U	0.22 U	0.21 U	1.00 U	0.20 U	1.00 U	1.00 U	1.00 U	0.19 U	1.98
3/23/04	0.18 U	0.15 U	0.23 U	0.22 U	0.19 U	0.15 U	0.22 U	0.21 U	1.00 U	0.20 U	10.00 U	0.17 U	0.21 U	0.19 U	10.00 U
9/20/04	0.13 U	0.24 U	0.44 U	0.25 U	0.27 U	0.37 U	0.35 U	0.40 U	0.33 U	0.28 U	10.00 U	0.27 U	1.00 U	0.33 U	10.00 U
4/5/05	0.13 U	0.24 U	0.44 U	0.25 U	0.27 U	0.37 U	0.35 U	0.40 U	0.33 U	0.28 U	10.00 U	0.27 U	0.34 U	0.33 U	10.00 U
9/21/05	0.13 U	0.24 U	0.44 U	0.25 U	1.00 U	0.37 U	0.35 U	0.40 U	0.33 U	0.28 U	10.00 U	0.27 U	1.00 U	0.33 U	10.00 U
4/4/06	0.13 U	0.24 U	0.44 U	0.25 U	0.27 U	0.37 U	0.35 U	0.40 U	0.33 U	0.28 U	--	0.27 U	0.34 U	0.33 U	--
9/25/06	0.13 U	0.24 U	0.44 U	0.25 U	0.27 U	0.37 U	0.35 U	0.40 U	0.33 U	0.28 U	10.00 U	0.27 U	1.00 U	0.33 U	10.00 U
4/17/07	0.13 U	0.24 U	0.44 U	0.25 U	1.00 U	0.37 U	0.35 U	0.40 U	0.33 U	0.28 U	10.00 U	1.00 U	1.00 U	0.33 U	10.00 U
10/3/07	0.13 U	0.24 U	0.44 U	0.25 U	1.00 U	0.37 U	0.35 U	0.40 U	0.33 U	0.28 U	10.00 U	1.00 U	1.00 U	0.33 U	10.00 U
3/25/08	0.18 U	0.18 U	0.21 U	0.23 U	0.22 U	0.18 U	0.26 U	0.14 U	0.24 U	0.16 U	0.25 U	0.18 U	0.17 U	0.20 U	10.00 U
9/23/08	0.12 U	0.17 U	0.14 U	0.17 U	0.14 U	0.15 U	0.13 U	0.17 U	0.20 U	0.08 U	0.50 U	0.13 U	0.55	0.13 U	10.00 U
3/9/09	0.12 U	0.17 U	0.14 U	0.17 U	0.50 U	0.15 U	0.13 U	0.17 U	0.20 U	0.08 U	10.00 U	0.50 U	0.66	0.13 U	10.00 U
9/21/09	1.00 U	1.00 U	1.00 U	1.00 U	1.00 U	1.00 U	1.00 U	1.00 U	1.00 U	1.00 U	0.40 J	1.00 U	1.00 U	1.00 U	6.06
7/29/10	1.00 U	1.00 U	1.00 U	1.00 U	1.00 U	1.00 U	1.00 U	1.00 U	10.00 U	1.00 U	1.00 U	1.00 U	1.00 U	1.00 U	6.00
9/15/10	2.00 U	2.00 U	2.00 U	2.00 U	2.00 U	2.00 U	2.00 U	2.00 U	2.00 U	2.00 U	2.00 U	2.00 U	2.00 U	2.00 U	2.91

Gude Landfill
Monitoring Location OB04 - Volatile Organic Compounds

Printed 12/10/21

	1,1,1,2-Tetrachloroethane (ug/L)	1,1,1-Trichloroethane (ug/L)	1,1,1,2,2-Tetrachloroethane (ug/L)	1,1,1,2-Trichloroethane (ug/L)	1,1-Dichloroethane (ug/L)	1,1-Dichloroethene (ug/L)	1,1-Dichloropropene (ug/L)	1,2,3-Trichloropropane (ug/L)	1,2-Dibromo-3-chloropropane (ug/L)	1,2-Dibromoethane (ug/L)	1,2-Dichlorobenzene (ug/L)	1,2-Dichloroethane (ug/L)	1,2-Dichloropropane (ug/L)	1,3-Dichloropropane (ug/L)	1,4-Dichlorobenzene (ug/L)	
4/25/11	1.00 U	1.00 U	1.00 U	1.00 U	1.00 U	1.00 U	--	1.00 U	1.00 U	1.00 U	1.00 U	1.00 U	1.00 U	1.00 U	--	1.00 U
9/15/11	1.00 U	1.00 U	1.00 U	1.00 U	1.00 U	1.00 U	--	1.00 U	1.00 U	1.00 U	1.00 U	1.00 U	1.00 U	1.00 U	--	1.00 U
3/13/12	1.00 U	1.00 U	1.00 U	1.00 U	1.00 U	1.00 U	--	1.00 U	1.00 U	1.00 U	0.37	1.00 U	1.00 U	--	5.90	
9/17/12	1.00 U	1.00 U	1.00 U	1.00 U	1.00 U	1.00 U	1.00 U	1.00 U	1.00 U	1.00 U	1.00 U	1.00 U	1.00 U	1.00 U	1.00 U	5.70
4/2/13	1.00 U	1.00 U	1.00 U	1.00 U	1.00 U	1.00 U	1.00 U	1.00 U	1.00 U	1.00 U	1.01	1.00 U	1.15	1.00 U	14.70	
9/18/13	1.00 U	1.00 U	1.00 U	1.00 U	1.00 U	1.00 U	1.00 U	1.00 U	1.00 U	1.00 U	1.00 U	1.00 U	1.00 U	1.00 U	1.00 U	5.20
3/13/14	1.00 U	1.00 U	1.00 U	1.00 U	1.00 U	1.00 U	1.00 U	1.00 U	1.00 U	1.00 U	--	1.00 U	1.00 U	1.00 U	1.00 U	5.82
9/8/14	1.00 U	1.00 U	1.00 U	1.00 U	1.00 U	1.00 U	1.00 U	1.00 U	1.00 U	1.00 U	1.00 U	1.00 U	1.00 U	1.00 U	1.00 U	5.31
3/18/15	1.00 U	1.00 U	1.00 U	1.00 U	1.00 U	1.00 U	1.00 U	1.00 U	1.00 U	1.00 U	1.00 U	1.00 U	1.00 U	1.00 U	1.00 U	5.97
9/1/15	1.00 U	1.00 U	1.00 U	1.00 U	1.00 U	1.00 U	1.00 U	1.00 U	1.00 U	1.00 U	1.00 U	1.00 U	1.00 U	1.00 U	1.00 U	5.85
3/16/16	1.00 U	1.00 U	1.00 U	1.00 U	1.00 U	1.00 U	1.00 U	1.00 U	1.00 U	1.00 U	1.00 U	1.00 U	1.00 U	1.00 U	1.00 U	7.55
8/30/16	1.00 U	1.00 U	1.00 U	1.00 U	1.00 U	1.00 U	1.00 U	1.00 U	1.00 U	1.00 U	1.00 U	1.00 U	1.00 U	1.00 U	1.00 U	5.38
3/6/17	1.00 U	1.00 U	1.00 U	1.00 U	1.00 U	1.00 U	1.00 U	1.00 U	1.00 U	1.00 U	1.00 U	1.00 U	1.00 U	1.00 U	1.00 U	1.00 U
9/12/17	1.00 U	1.00 U	1.00 U	1.00 U	1.00 U	1.00 U	1.00 U	1.00 U	1.00 U	1.00 U	1.00 U	1.00 U	1.00 U	1.00 U	1.00 U	6.46
3/28/18	1.00 U	1.00 U	1.00 U	1.00 U	1.00 U	1.00 U	1.00 U	1.00 U	1.00 U	1.00 U	1.00 U	1.00 U	1.00 U	1.00 U	1.00 U	6.90
9/6/18	1.00 U	1.00 U	1.00 U	1.00 U	1.00 U	1.00 U	1.00 U	1.00 U	1.00 U	1.00 U	1.00 U	1.00 U	1.00 U	1.00 U	1.00 U	6.26
4/9/19	1.00 U	1.00 U	1.00 U	1.00 U	1.00 U	1.00 U	1.00 U	1.00 U	1.00 U	1.00 U	1.00 U	1.00 U	1.00 U	1.00 U	1.00 U	5.40
8/1/19	1.00 U	1.00 U	1.00 U	1.00 U	1.00 U	1.00 U	1.00 U	1.00 U	1.00 U	1.00 U	1.00 U	1.00 U	1.00 U	1.00 U	1.00 U	6.10
3/9/20	1.00 U	1.00 U	1.00 U	1.00 U	1.00 U	1.00 U	1.00 U	1.00 U	1.00 U	1.00 U	1.00 U	1.00 U	1.00 U	1.00 U	1.00 U	6.00
7/27/20	1.00 U	1.00 U	1.00 U	1.00 U	1.00 U	1.00 U	1.00 U	1.00 U	0.05 U	0.02 U	1.00 U	1.00 U	1.00 U	1.00 U	1.00 U	6.90
3/22/21	1.00 U	1.00 U	1.00 U	1.00 U	1.00 U	1.00 U	1.00 U	1.00 U	0.05 U	0.02 U	1.00 U	1.00 U	1.00 U	1.00 U	1.00 U	6.30
8/30/21	1.00 U	1.00 U	1.00 U	1.00 U	1.00 U	1.00 U	1.00 U	1.00 U	0.05 U	0.02 U	1.00 U	1.00 U	1.00 U	1.00 U	1.00 U	6.40

Gude Landfill
Monitoring Location OB04 - Volatile Organic Compounds

Printed 12/10/21

	2,2-Dichloropropane (ug/L)	2-Butanone (ug/L)	2-Hexanone (ug/L)	4-Methyl-2-Pentanone (ug/L)	Acetone (ug/L)	Acrylonitrile (ug/L)	Benzene (ug/L)	Bromochloromethane (ug/L)	Bromodichloromethane (ug/L)	Bromoform (ug/L)	Bromomethane (ug/L)	Carbon Disulfide (ug/L)	Carbon Tetrachloride (ug/L)	Chlorobenzene (ug/L)	Chloroethane (ug/L)
MCL/ GWPS							5		80	80			5	100	
4/27/01	0.11 U	--	0.18 U	--	0.15 U	--	1.39	0.20 U	0.18 U	0.14 U	0.15 U	0.38 U	0.15 U	1.00 U	0.20 U
9/4/01	0.11 U	--	0.18 U	--	0.15 U	--	1.00 U	0.20 U	0.18 U	0.14 U	0.15 U	0.38 U	0.15 U	0.28 U	0.20 U
3/12/02	0.11 U	--	0.18 U	--	0.15 U	--	0.21 U	0.20 U	0.18 U	0.14 U	0.15 U	0.38 U	0.15 U	0.28 U	0.20 U
9/16/02	0.11 U	--	0.18 U	--	0.15 U	--	0.21 U	0.20 U	0.18 U	0.14 U	0.15 U	0.38 U	0.15 U	0.28 U	0.20 U
6/2/03	0.11 U	--	0.18 U	--	0.15 U	--	0.21 U	0.20 U	0.18 U	0.14 U	0.15 U	1.19	0.15 U	0.28 U	0.20 U
10/8/03	0.11 U	0.72	1.00 U	--	0.15 U	--	1.00 U	0.20 U	0.18 U	0.14 U	0.15 U	0.38 U	0.15 U	1.00 U	0.20 U
3/23/04	0.11 U	3.92	1.00 U	--	0.15 U	--	0.21 U	0.20 U	0.18 U	0.14 U	1.00 U	1.00 U	0.15 U	0.28 U	0.20 U
9/20/04	0.23 U	0.29 U	0.19 U	--	0.39 U	--	1.00 U	0.34 U	0.31 U	0.27 U	0.31 U	0.75 U	0.25 U	0.40 U	0.31 U
4/5/05	0.23 U	11.51	1.00 U	--	0.39 U	--	0.28 U	0.34 U	0.31 U	0.27 U	0.31 U	0.75 U	0.25 U	0.40 U	0.31 U
9/21/05	0.23 U	1.00 U	0.19 U	--	0.39 U	--	1.33	0.34 U	0.31 U	0.27 U	0.31 U	0.75 U	0.25 U	1.00 U	0.31 U
4/4/06	0.23 U	0.29 U	0.19 U	--	0.39 U	--	0.28 U	0.34 U	0.31 U	0.27 U	0.31 U	0.75 U	0.25 U	0.40 U	0.31 U
9/25/06	1.00 U	1.00 U	0.19 U	--	0.39 U	--	1.65	0.34 U	0.31 U	0.27 U	0.31 U	0.75 U	0.25 U	1.11	0.31 U
4/17/07	0.23 U	0.29 U	0.19 U	--	0.39 U	--	1.70	0.34 U	0.31 U	0.27 U	0.31 U	0.75 U	0.25 U	1.05	0.31 U
10/3/07	0.23 U	1.00 U	0.19 U	--	0.39 U	--	1.85	0.34 U	0.31 U	0.27 U	0.31 U	0.75 U	0.25 U	1.19	0.31 U
3/25/08	0.19 U	--	--	--	--	--	0.50 U	0.12 U	0.19 U	0.12 U	0.50 U	--	0.13 U	0.50 U	0.10 U
9/23/08	0.50 U	--	--	--	--	--	1.21	0.14 U	0.11 U	0.16 U	0.12 U	--	0.14 U	0.58	0.13 U
3/9/09	0.22 U	--	--	--	--	--	1.68	0.14 U	0.11 U	0.16 U	0.50 U	--	0.14 U	0.92	0.13 U
9/21/09	1.00 U	1.00 U	1.00 U	1.00 U	0.18 J	1.00 U	1.62	1.00 U	1.00 U	1.00 U	0.22 J	2.50 U	1.00 U	1.09	1.00 U
7/29/10	1.00 U	10.00 U	5.00 U	5.00 U	5.00 U	10.00 U	2.00	1.00 U	1.00 U	5.00 U	1.00 U	1.00 U	1.00 U	1.00	1.00 U
9/15/10	2.00 U	0.65 J	2.00 U	2.00 U	11.90	2.00 U	2.04	2.00 U	2.00 U	2.00 U	2.00 U	5.00 U	2.00 U	0.90 J	2.00 U

Shaded concentrations represent MCL/GWPS exceedances

Printed on Recycled Paper

Gude Landfill
Monitoring Location OB04 - Volatile Organic Compounds

Printed 12/10/21

	2,2-Dichloropropane (ug/L)	2-Butanone (ug/L)	2-Hexanone (ug/L)	4-Methyl-2-Pentanone (ug/L)	Acetone (ug/L)	Acrylonitrile (ug/L)	Benzene (ug/L)	Bromochloromethane (ug/L)	Bromodichloromethane (ug/L)	Bromoform (ug/L)	Bromomethane (ug/L)	Carbon Disulfide (ug/L)	Carbon Tetrachloride (ug/L)	Chlorobenzene (ug/L)	Chloroethane (ug/L)
4/25/11	--	5.00 U	5.00 U	5.00 U	5.00 U	5.00 U	1.00 U	1.00 U	1.00 U	1.00 U	1.00 U	1.00 U	1.00 U	1.00 U	1.00 U
9/15/11	--	5.00 U	5.00 U	5.00 U	5.00 U	5.00 U	1.00 U	1.00 U	1.00 U	1.00 U	1.00 U	1.00 U	1.00 U	1.00 U	1.00 U
3/13/12	--	5.00 U	5.00 U	5.00 U	5.00 U	5.00 U	1.60	1.00 U	1.00 U	1.00 U	1.00 U	1.00 U	1.00 U	1.40	1.00 U
9/17/12	1.00 U	5.00 U	5.00 U	5.00 U	5.00 U	5.00 U	1.00 U	1.00 U	1.00 U	1.00 U	1.00 U	5.00 U	1.00 U	1.00 U	1.00 U
4/2/13	1.00 U	5.00 U	5.00 U	5.00 U	5.00 U	5.00 U	3.73	1.00 U	1.00 U	1.00 U	1.00 U	5.00 U	1.00 U	2.85	1.00 U
9/18/13	1.00 U	5.00 U	5.00 U	5.00 U	5.00 U	5.00 U	1.54	1.00 U	1.00 U	1.00 U	1.00 U	5.00 U	1.00 U	1.00 U	1.00 U
3/13/14	1.00 U	5.00 U	5.00 U	5.00 U	5.00 U	5.00 U	1.61	--	1.00 U	1.00 U	1.00 U	5.00 U	1.00 U	1.38	1.00 U
9/8/14	1.00 U	5.00 U	5.00 U	5.00 U	5.00 U	5.00 U	1.73	1.00 U	1.00 U	1.00 U	1.00 U	5.00 U	1.00 U	1.39	1.00 U
3/18/15	1.00 U	5.00 U	5.00 U	5.00 U	5.00 U	5.00 U	1.98	1.00 U	1.00 U	1.00 U	1.00 U	5.00 U	1.00 U	1.56	1.00 U
9/1/15	1.00 U	5.00 U	5.00 U	5.00 U	5.00 U	5.00 U	1.86	1.00 U	1.00 U	1.00 U	1.00 U	5.00 U	1.00 U	1.53	1.00 U
3/16/16	1.00 U	5.00 U	5.00 U	5.00 U	5.00 U	5.00 U	2.12	1.00 U	1.00 U	1.00 U	1.00 U	5.00 U	1.00 U	1.70	1.00 U
8/30/16	1.00 U	5.00 U	5.00 U	5.00 U	5.00 U	5.00 U	1.70	1.00 U	1.00 U	1.00 U	1.00 U	5.00 U	1.00 U	1.30	1.00 U
3/6/17	1.00 U	5.00 U	5.00 U	5.00 U	5.00 U	5.00 U	1.77	1.00 U	1.00 U	1.00 U	1.00 U	5.00 U	1.00 U	1.33	1.00 U
9/12/17	1.00 U	5.00 U	5.00 U	5.00 U	5.00 U	5.00 U	1.68	1.00 U	1.00 U	1.00 U	1.00 U	5.00 U	1.00 U	1.66	1.00 U
3/28/18	1.00 U	5.00 U	5.00 U	5.00 U	5.00 U	5.00 U	1.80	1.00 U	1.00 U	1.00 U	1.00 U	5.00 U	1.00 U	1.66	1.00 U
9/6/18	1.00 U	5.00 U	5.00 U	5.00 U	5.00 U	5.00 U	1.61	1.00 U	1.00 U	1.00 U	1.00 U	5.00 U	1.00 U	1.44	1.00 U
4/9/19	1.00 U	5.00 U	5.00 U	5.00 U	5.00 U	5.00 U	1.60	1.00 U	1.00 U	1.00 U	1.00 U	1.00 U	1.00 U	1.60	1.00 U
8/1/19	1.00 U	5.00 U	5.00 U	5.00 U	5.00 U	5.00 U	1.60	1.00 U	1.00 U	1.00 U	1.00 U	1.00 U	1.00 U	1.90	1.00 U
3/9/20	1.00 U	5.00 U	5.00 U	5.00 U	5.00 U	5.00 U	1.70	1.00 U	1.00 U	1.00 U	1.00 U	1.00 U	1.00 U	1.70	1.00 U
7/27/20	1.00 U	5.00 U	5.00 U	5.00 U	5.00 U	5.00 U	1.80	1.00 U	1.00 U	1.00 U	1.00 U	1.00 U	1.00 U	1.90	1.00 U
3/22/21	1.00 U	5.00 U	5.00 U	5.00 U	5.00 U	5.00 U	1.60	1.00 U	1.00 U	1.00 U	1.00 U	1.00 U	1.00 U	1.60	1.00 U
8/30/21	1.00 U	5.00 U	5.00 U	5.00 U	5.00 U	5.00 U	1.80	1.00 U	1.00 U	1.00 U	1.00 U	1.00 U	1.00 U	1.70	1.00 U

Gude Landfill
Monitoring Location OB04 - Volatile Organic Compounds

Printed 12/10/21

	Chloroform (ug/L)	Chloromethane (ug/L)	cis-1,2-Dichloroethene (ug/L)	cis-1,3-Dichloropropene (ug/L)	Dibromochloromethane (ug/L)	Ethylbenzene (ug/L)	m&p-Xylene (ug/L)	Methyl Iodide (ug/L)	Methyl Tertiary Butyl Ether (ug/L)	Methylene Bromide (ug/L)	Methylene Chloride (ug/L)	o-Xylene (ug/L)	Styrene (ug/L)	Tetrachloroethene (ug/L)	Toluene (ug/L)
MCL/ GWPS	80		70		80	700	10000				5	10000	100	5	1000
4/27/01	0.23 U	0.21 U	18.27	0.19 U	0.17 U	0.26 U	0.28 U	0.17 U	--	0.22 U	2.26	0.27 U	0.21 U	1.22	0.24 U
9/4/01	0.23 U	0.21 U	9.92	0.19 U	0.17 U	0.26 U	0.28 U	0.17 U	--	0.22 U	2.00	0.27 U	0.21 U	1.91	0.24 U
3/12/02	0.23 U	0.21 U	5.41	0.19 U	0.17 U	0.26 U	0.28 U	0.17 U	--	0.22 U	1.00 U	0.27 U	0.21 U	4.08	0.24 U
9/16/02	0.23 U	0.21 U	4.87	0.19 U	0.17 U	0.26 U	0.28 U	1.00 U	--	0.22 U	0.21 U	0.27 U	0.21 U	1.33	0.24 U
6/2/03	0.23 U	0.21 U	4.85	0.19 U	0.17 U	0.26 U	1.00 U	0.17 U	--	0.22 U	0.21 U	0.27 U	0.21 U	1.96	0.24 U
10/8/03	0.23 U	0.21 U	11.27	0.19 U	0.17 U	0.26 U	1.00 U	0.17 U	--	0.22 U	0.21 U	0.27 U	0.21 U	3.16	1.00 U
3/23/04	0.23 U	1.00 U	3.94	0.19 U	0.17 U	0.26 U	0.28 U	0.17 U	--	0.22 U	0.21 U	0.27 U	0.21 U	1.00 U	0.24 U
9/20/04	0.27 U	0.25 U	9.25	0.29 U	0.27 U	0.23 U	0.40 U	0.28 U	--	0.25 U	0.34 U	0.18 U	0.25 U	1.52	0.32 U
4/5/05	0.27 U	0.25 U	1.38	0.29 U	0.27 U	0.23 U	0.40 U	0.28 U	--	0.25 U	0.34 U	0.18 U	0.25 U	0.36 U	0.32 U
9/21/05	0.27 U	0.25 U	18.27	0.29 U	0.27 U	0.23 U	0.40 U	0.28 U	--	0.25 U	2.53	0.18 U	0.25 U	1.15	1.00 U
4/4/06	0.27 U	0.25 U	2.59	0.29 U	0.27 U	0.23 U	0.40 U	0.28 U	--	0.25 U	0.34 U	0.18 U	0.25 U	1.00 U	0.32 U
9/25/06	0.27 U	0.25 U	18.58	0.29 U	0.27 U	0.23 U	0.40 U	0.28 U	--	0.25 U	1.48	0.18 U	0.25 U	2.23	0.32 U
4/17/07	0.27 U	0.25 U	18.76	0.29 U	0.27 U	0.23 U	0.40 U	1.00 U	--	0.25 U	1.60	0.18 U	0.25 U	1.93	0.32 U
10/3/07	0.27 U	0.25 U	20.95	0.29 U	0.27 U	0.23 U	0.40 U	0.28 U	--	0.25 U	1.42	0.18 U	0.25 U	2.07	0.32 U
3/25/08	0.21 U	0.15 U	6.45	0.13 U	0.15 U	0.26 U	0.43 U	--	1.73 U	0.15 U	0.12 U	0.22 U	0.20 U	0.65	0.28 U
9/23/08	0.12 U	0.20 U	15.43	0.12 U	0.13 U	0.12 U	0.23 U	--	1.25 U	0.20 U	0.17 U	0.11 U	0.11 U	1.34	0.92
3/9/09	0.50 U	0.20 U	18.92	0.12 U	0.13 U	0.12 U	0.23 U	--	1.25 U	0.20 U	1.42	0.11 U	0.11 U	1.99	0.12 U
9/21/09	1.00 U	1.00 U	17.00	1.00 U	1.00 U	1.00 U	2.00 U	1.00 U	1.00 U	1.00 U	1.93	1.00 U	1.00 U	1.25	1.00 U
7/29/10	1.00 U	1.00 U	20.00	1.00 U	1.00 U	1.00 U	2.00 U	20.00 U	--	1.00 U	2.00	1.00 U	1.00 U	2.00	1.00 U
9/15/10	2.00 U	2.00 U	8.32	2.00 U	2.00 U	2.00 U	4.00 U	2.00 U	2.00 U	2.00 U	1.03 J	2.00 U	2.00 U	0.70 J	2.00 U

Shaded concentrations represent MCL/GWPS exceedances

Printed on Recycled Paper

Gude Landfill
Monitoring Location OB04 - Volatile Organic Compounds

Printed 12/10/21

	Chloroform (ug/L)	Chloromethane (ug/L)	cis-1,2-Dichloroethene (ug/L)	cis-1,3-Dichloropropene (ug/L)	Dibromochloromethane (ug/L)	Ethylbenzene (ug/L)	m&p-Xylene (ug/L)	Methyl Iodide (ug/L)	Methyl Tertiary Butyl Ether (ug/L)	Methylene Bromide (ug/L)	Methylene Chloride (ug/L)	o-Xylene (ug/L)	Styrene (ug/L)	Tetrachloroethene (ug/L)	Toluene (ug/L)
4/25/11	1.00 U	1.00 U	11.00	1.00 U	1.00 U	1.00 U	--	1.00 U	2.00 U	1.00 U	2.00	--	1.00 U	1.00 U	1.00 U
9/15/11	1.00 U	1.00 U	1.00 U	1.00 U	1.00 U	1.00 U	--	1.00 U	2.00 U	1.00 U	1.00 U	--	1.00 U	1.00 U	1.00 U
3/13/12	1.00 U	1.00 U	14.00	1.00 U	1.00 U	1.00 U	--	1.00 U	1.00 U	1.00 U	1.00 U	--	1.00 U	2.00	1.00 U
9/17/12	1.00 U	1.00 U	12.40	1.00 U	1.00 U	1.00 U	2.00 U	5.00 U	5.00 U	1.00 U	1.00 U	1.00 U	1.00 U	1.00 U	1.00 U
4/2/13	1.00 U	1.00 U	27.70	1.00 U	1.00 U	1.00 U	2.00 U	5.00 U	5.00 U	1.00 U	3.48	1.00 U	1.00 U	3.93	1.00 U
9/18/13	1.00 U	1.00 U	1.00 U	1.00 U	1.00 U	1.00 U	2.00 U	5.00 U	5.00 U	1.00 U	1.73	1.00 U	1.00 U	1.24	1.00 U
3/13/14	1.00 U	1.00 U	12.40	1.00 U	1.00 U	1.00 U	2.00 U	5.00 U	5.00 U	1.00 U	1.65	1.00 U	1.00 U	1.63	1.00 U
9/8/14	1.00 U	1.00 U	12.40	1.00 U	1.00 U	1.00 U	2.00 U	5.00 U	5.00 U	1.00 U	1.66	1.00 U	1.00 U	1.39	1.00 U
3/18/15	1.00 U	1.00 U	13.20	1.00 U	1.00 U	1.00 U	2.00 U	5.00 U	5.00 U	1.00 U	2.06	1.00 U	1.00 U	1.59	1.00 U
9/1/15	1.00 U	1.00 U	13.30	1.00 U	1.00 U	1.00 U	2.00 U	5.00 U	5.00 U	1.00 U	1.80	1.00 U	1.00 U	1.45	1.00 U
3/16/16	1.00 U	1.00 U	15.30	1.00 U	1.00 U	1.00 U	2.00 U	5.00 U	5.00 U	1.00 U	2.13	1.00 U	1.00 U	1.83	1.00 U
8/30/16	1.00 U	1.00 U	13.40	1.00 U	1.00 U	1.00 U	2.00 U	5.00 U	5.00 U	1.00 U	1.80	1.00 U	1.00 U	1.27	1.00 U
3/6/17	1.00 U	1.00 U	14.80	1.00 U	1.00 U	1.00 U	2.00 U	5.00 U	5.00 U	1.00 U	1.96	1.00 U	1.00 U	1.36	1.00 U
9/12/17	1.00 U	1.00 U	13.70	1.00 U	1.00 U	1.00 U	2.00 U	5.00 U	5.00 U	1.00 U	2.03	1.00 U	1.00 U	1.35	1.00 U
3/28/18	1.00 U	1.00 U	14.70	1.00 U	1.00 U	1.00 U	2.00 U	5.00 U	5.00 U	1.00 U	2.05	1.00 U	1.00 U	1.53	1.00 U
9/6/18	1.00 U	1.00 U	12.80	1.00 U	1.00 U	1.00 U	2.00 U	5.00 U	5.00 U	1.00 U	1.76	1.00 U	1.00 U	1.38	1.00 U
4/9/19	1.00 U	1.00 U	11.80	1.00 U	1.00 U	1.00 U	1.00 U	1.00 U	1.00 U	1.00 U	2.10	1.00 U	1.00 U	1.30	1.00 U
8/1/19	1.00 U	1.00 U	13.50	1.00 U	1.00 U	1.00 U	1.00 U	1.00 U	1.00 U	1.00 U	2.00	1.00 U	1.00 U	1.30	1.00 U
3/9/20	1.00 U	1.00 U	14.80	1.00 U	1.00 U	1.00 U	1.00 U	1.00 U	1.00 U	1.00 U	2.30 B	1.00 U	1.00 U	1.40	1.00 U
7/27/20	1.00 U	1.00 U	16.50	1.00 U	1.00 U	1.00 U	1.00 U	1.00 U	1.00 U	1.00 U	2.20	1.00 U	1.00 U	1.70	1.00 U
3/22/21	1.00 U	1.00 U	12.10	1.00 U	1.00 U	1.00 U	1.00 U	1.00 U	1.00 U	1.00 U	1.00 U	1.00 U	1.00 U	1.20	1.00 U
8/30/21	1.00 U	1.00 U	13.70	1.00 U	1.00 U	1.00 U	1.00 U	1.00 U	1.00 U	1.00 U	1.00 U	1.00 U	1.00 U	1.30	1.00 U

Shaded concentrations represent MCL/GWPS exceedances

Printed on Recycled Paper

Gude Landfill

Monitoring Location OB04 - Volatile Organic Compounds

	trans-1,2-Dichloroethene (ug/L)	trans-1,3-Dichloropropene (ug/L)	trans-1,4-Dichloro-2-butene (ug/L)	Trichloroethene (ug/L)	Trichlorofluoromethane (ug/L)	Vinyl Acetate (ug/L)	Vinyl Chloride (ug/L)	Xylene (ug/L)
MCL/ GWPS	100			5			2	10000
4/27/01	1.00 U	0.13 U	0.14 U	1.89	0.18 U	--	--	--
9/4/01	1.00 U	0.13 U	0.14 U	1.59	0.18 U	--	--	--
3/12/02	1.00 U	0.13 U	0.14 U	2.70	0.18 U	--	--	--
9/16/02	0.22 U	0.13 U	0.14 U	1.15	0.18 U	--	--	--
6/2/03	0.22 U	0.13 U	0.14 U	1.00 U	0.18 U	--	--	--
10/8/03	1.00 U	0.13 U	0.14 U	1.55	0.18 U	--	0.66	--
3/23/04	0.22 U	0.13 U	0.14 U	1.00 U	0.18 U	--	0.05	--
9/20/04	0.45 U	0.24 U	0.30 U	1.88	0.36 U	--	1.00 U	--
4/5/05	0.45 U	0.24 U	0.30 U	1.00 U	0.36 U	--	0.32 U	--
9/21/05	0.45 U	0.24 U	0.30 U	1.71	0.36 U	--	1.57	--
4/4/06	0.45 U	0.24 U	0.30 U	1.00 U	0.36 U	--	0.32 U	--
9/25/06	1.00 U	0.24 U	0.30 U	2.19	0.36 U	--	1.33	--
4/17/07	1.00 U	0.24 U	0.30 U	1.82	0.36 U	--	1.23	--
10/3/07	1.00 U	0.24 U	0.30 U	2.12	0.36 U	--	1.70	--
3/25/08	0.22 U	0.08 U	--	0.92	0.07 U	--	0.22 U	--
9/23/08	0.50 U	0.13 U	--	1.40	0.10 U	--	0.81	--
3/9/09	0.50 U	0.13 U	--	1.82	0.10 U	--	1.47	--
9/21/09	0.47 J	1.00 U	1.00 U	1.66	1.00 U	--	1.53	--
7/29/10	1.00 U	1.00 U	5.00 U	2.00	1.00 U	1.00 U	2.00	--
9/15/10	2.00 U	2.00 U	2.00 U	1.08 J	2.00 U	2.00 U	2.16	--

Gude Landfill

Monitoring Location OB04 - Volatile Organic Compounds

	trans-1,2-Dichloroethene (ug/L)	trans-1,3-Dichloropropene (ug/L)	trans-1,4-Dichloro-2-butene (ug/L)	Trichloroethene (ug/L)	Trichlorofluoromethane (ug/L)	Vinyl Acetate (ug/L)	Vinyl Chloride (ug/L)	Xylene (ug/L)
4/25/11	1.00 U	1.00 U	5.00 U	1.00 U	1.00 U	--	1.00 U	1.00 U
9/15/11	1.00 U	1.00 U	5.00 U	1.00 U	1.00 U	1.00 U	1.00 U	1.00 U
3/13/12	1.00 U	1.00 U	5.00 U	1.60	1.00 U	1.00 U	1.00 U	1.00 U
9/17/12	1.00 U	1.00 U	5.00 U	1.00 U	1.00 U	5.00 U	1.00 U	--
4/2/13	1.00 U	1.00 U	5.00 U	3.42	1.00 U	5.00 U	3.03	--
9/18/13	1.00 U	1.00 U	5.00 U	1.76	1.00 U	5.00 U	1.71	--
3/13/14	1.00 U	1.00 U	5.00 U	1.38	1.00 U	5.00 U	1.40	--
9/8/14	1.00 U	1.00 U	5.00 U	1.35	1.00 U	5.00 U	1.49	--
3/18/15	1.00 U	1.00 U	5.00 U	1.36	1.00 U	5.00 U	1.57	--
9/1/15	1.00 U	1.00 U	5.00 U	1.49	1.00 U	5.00 U	1.41	--
3/16/16	1.00 U	1.00 U	5.00 U	1.57	1.00 U	5.00 U	1.68	--
8/30/16	1.00 U	1.00 U	5.00 U	1.30	1.00 U	5.00 U	1.35	--
3/6/17	1.00 U	1.00 U	5.00 U	1.54	1.00 U	5.00 U	1.46	--
9/12/17	1.00 U	1.00 U	5.00 U	1.19	1.00 U	5.00 U	1.36	--
3/28/18	1.00 U	1.00 U	5.00 U	1.35	1.00 U	5.00 U	1.39	--
9/6/18	1.00 U	1.00 U	5.00 U	1.30	1.00 U	5.00 U	1.41	--
4/9/19	1.00 U	1.00 U	1.00 U	1.00 U	1.00 U	1.00 U	1.30	--
8/1/19	1.00 U	1.00 U	1.00 U	1.30	1.00 U	1.00 U	1.40	--
3/9/20	1.00 U	1.00 U	1.00 U	1.30	1.00 U	1.00 U	1.50	--
7/27/20	1.00 U	1.00 U	1.00 U	1.30	1.00 U	1.00 U	1.70	--
3/22/21	1.00 U	1.00 U	1.00 U	1.50	1.00 U	1.00 U	1.40	--
8/30/21	1.00 U	1.00 U	1.00 U	1.20	1.00 U	1.00 U	1.40	--

Gude Landfill
Monitoring Location OB04A - General Parameters

Printed 12/10/21

	Alkalinity (mg/L)	Ammonia Nitrogen (mg/L)	Chemical Oxygen Demand (mg/L)	Chloride (mg/L)	Cyanide, Total (mg/L)	Dissolved Oxygen, Field (mg/L)	Hardness (mg/L)	Nitrate (mg/L)	Nitrate+Nitrite (mg/L)	Nitrite (mg/L)	ORP, Field (mV)	pH, Field (SU)	pH, Lab (SU)	Phosphate (mg/L)
MCL/ GWPS					0.2			10		1				
4/27/01	--	--	--	318.9060	0.001 U	--	--	--	--	--	--	--	--	--
9/4/01	--	--	--	334.6690	0.003	--	--	--	--	--	--	--	--	--
3/12/02	--	--	--	206.9520	0.001	--	--	--	--	--	--	--	--	--
9/16/02	--	--	--	372.9800	0.001 U	--	--	--	--	--	--	--	--	--
6/2/03	--	--	--	390.8830	0.002 U	--	--	--	--	--	--	--	--	0.064
10/8/03	--	--	--	--	0.002 U	--	--	--	--	--	--	--	--	0.075
3/23/04	--	--	--	--	0.005	--	--	--	--	--	--	--	--	0.049
9/20/04	--	--	--	--	0.005 U	--	--	--	--	--	--	--	--	0.061
4/5/05	--	--	--	--	0.002 U	--	--	--	--	--	--	--	--	0.044
9/21/05	--	--	--	--	0.005 U	--	--	--	--	--	--	--	--	0.018
4/4/06	--	--	--	--	0.002 U	--	--	--	--	--	--	--	--	0.049
9/25/06	--	--	--	--	0.001 U	--	--	--	--	--	--	--	--	0.053
4/17/07	--	--	--	--	0.002 U	--	--	--	--	--	--	--	--	0.059
10/3/07	--	--	--	--	0.005 U	--	--	--	--	--	--	--	--	--
3/25/08	--	--	--	--	--	--	--	--	--	--	--	--	--	--
9/23/08	--	--	--	--	--	--	--	--	--	--	--	--	--	--
9/21/09	125.0	0.30	31.3	438.0000	--	--	570.0	0.2000 U	--	--	--	--	--	--
7/29/10	--	--	--	--	0.050 U	--	--	--	--	--	--	--	--	--
9/15/10	135.0	0.28	29.5	468.0000	--	--	600.0	0.2000 U	0.20 U	0.05 U	--	--	--	--

Shaded concentrations represent MCL/GWPS exceedances

Printed on Recycled Paper

Gude Landfill
Monitoring Location OB04A - General Parameters

Printed 12/10/21

	Alkalinity (mg/L)	Ammonia Nitrogen (mg/L)	Chemical Oxygen Demand (mg/L)	Chloride (mg/L)	Cyanide, Total (mg/L)	Dissolved Oxygen, Field (mg/L)	Hardness (mg/L)	Nitrate (mg/L)	Nitrate+Nitrite (mg/L)	Nitrite (mg/L)	ORP, Field (mV)	pH, Field (SU)	pH, Lab (SU)	Phosphate (mg/L)
4/25/11	133.0	0.38	39.3	473.0000	--	--	592.0	0.2000 U	0.20 U	0.05 U	--	--	--	--
9/15/11	127.0	0.32	27.5	460.0000	--	--	602.0	0.2000 U	0.20 U	0.05 U	--	--	--	--
3/13/12	129.0	0.22	33.0	531.0000	--	--	622.0	0.2000 U	0.20 U	0.05 U	--	--	--	--
9/17/12	123.0	0.30	33.3	501.0000	--	--	598.0	0.2000 U	0.20 U	0.05 U	--	--	--	--
4/2/13	129.0	0.29	28.8	498.0000	--	0.07	604.0	0.2000 U	0.20 U	0.05 U	385.0	5.85	--	--
9/16/13	--	--	--	--	--	0.13	590.0	--	--	--	179.9	5.62	--	--
9/18/13	127.0	0.23	65.6	501.0000	--	0.03	616.0	0.2000 U	0.20 U	0.05 U	406.0	5.69	--	--
9/19/13	--	--	--	--	--	0.74	640.0	--	--	--	223.0	5.65	--	--
3/13/14	133.0	0.31	27.6	512.0000	--	0.02	640.0	0.2000 U	--	--	419.0	5.77	--	--
9/8/14	144.0	0.48	34.6	530.0000	--	2.33	684.0	0.2000 U	0.20 U	0.05 U	353.0	5.92	--	--
3/18/15	1250.0	0.37	35.6	544.0000	--	0.00	694.0	0.2000 U	0.20 U	0.05 U	339.0	6.41	--	--
9/1/15	131.0	0.37	39.7	541.0000	--	0.91	680.0	0.2000 U	0.20 U	0.05 U	288.0	5.63	--	--
3/16/16	132.0	0.33	35.5	580.0000	--	0.00	690.0	0.2000 U	0.20 U	0.05 U	404.0	5.76	--	--
8/30/16	145.0	0.38	47.5	543.0000	--	--	700.0	0.2000 U	0.20 U	0.05 U	385.0	5.46	--	--
3/6/17	143.0	0.31	34.0	539.0000	--	--	720.0	0.2000 U	0.20 U	0.05 U	425.0	5.68	--	--
9/12/17	144.0	0.20 U	29.8	551.0000	--	--	700.0	0.2000 U	0.20 U	0.05 U	434.0	5.65	--	--
3/28/18	139.0	0.22	50.7	584.0000	--	--	770.0	0.2000 U	0.20 U	0.05 U	243.0	5.66	--	--
9/6/18	140.0	0.33	39.7	607.0000	--	--	741.0	0.2000 U	0.20 U	0.05 U	224.0	5.67	--	--
4/9/19	254.0	0.94	50.0	546.0000	--	0.02	720.0 B	1.4000	--	--	141.6	5.80	6.12	--
8/1/19	210.0	0.99	52.2	593.0000	--	0.13	896.0	1.6000	--	--	178.8	5.41	6.01	--
3/9/20	157.0	0.63	41.9	566.0000	--	0.53	835.0	1.2100	--	--	261.1	5.60	5.77	--
7/27/20	155.0	0.61	49.5	560.0000	--	0.48	771.0	0.9300	--	--	159.9	5.59	5.77	--

Gude Landfill
Monitoring Location OB04A - General Parameters

Printed 12/10/21

	Alkalinity (mg/L)	Ammonia Nitrogen (mg/L)	Chemical Oxygen Demand (mg/L)	Chloride (mg/L)	Cyanide, Total (mg/L)	Dissolved Oxygen, Field (mg/L)	Hardness (mg/L)	Nitrate (mg/L)	Nitrate+Nitrite (mg/L)	Nitrite (mg/L)	ORP, Field (mV)	pH, Field (SU)	pH, Lab (SU)	Phosphate (mg/L)
3/22/21	163.0	0.56	39.6	594.0000	--	0.09	695.0	0.0000	--	--	169.1	5.65	5.82	--
8/30/21	169.0	0.67	53.2	616.0000	--	0.67	832.0	0.0110 U	--	--	233.1	5.54	5.78	--

Gude Landfill
Monitoring Location OB04A - General Parameters

Printed 12/10/21

	Specific Conductivity, Field (uS/cm)	Specific Conductivity, Lab (umhos/cm)	Sulfate, total (mg/L)	Sulfide (mg/L)	Temperature, field (°C)	Total Dissolved Solids (mg/L)	Total Phenolics (mg/L)	Total Suspended Solids (mg/L)	Turbidity (NTU)	Turbidity, Field (NTU)
MCL/ GWPS										
4/27/01	--	--	--	--	--	--	--	--	1.100	--
9/4/01	--	--	--	--	--	--	--	--	0.780	--
3/12/02	--	--	--	--	--	--	--	--	1.490	--
9/16/02	--	--	--	--	--	--	--	--	1.000	--
6/2/03	--	--	--	--	--	--	0	--	1.400	--
10/8/03	--	--	--	--	--	--	0 U	--	--	--
3/23/04	--	--	--	--	--	--	0 U	--	--	--
9/20/04	--	--	--	--	--	--	0 U	--	--	--
4/5/05	--	--	--	--	--	--	0 U	--	--	--
9/21/05	--	--	--	--	--	--	0	--	--	--
4/4/06	--	--	--	--	--	--	0	--	--	--
9/25/06	--	--	--	--	--	--	0	--	--	--
4/17/07	--	--	--	--	--	--	0 U	--	--	--
10/3/07	--	--	--	--	--	--	0 U	--	--	--
3/25/08	--	--	--	--	--	--	0 U	--	--	--
9/23/08	--	--	--	--	--	--	0 U	--	--	--
9/21/09	--	--	12.10	--	--	1200.0	--	--	10.300	--
7/29/10	--	--	--	3.0 U	--	--	--	--	--	--
9/15/10	--	--	12.80	--	--	1672.0	--	--	16.300	--

Gude Landfill
Monitoring Location OB04A - General Parameters

Printed 12/10/21

	Specific Conductivity, Field (uS/cm)	Specific Conductivity, Lab (umhos/cm)	Sulfate, total (mg/L)	Sulfide (mg/L)	Temperature, field (°C)	Total Dissolved Solids (mg/L)	Total Phenolics (mg/L)	Total Suspended Solids (mg/L)	Turbidity (NTU)	Turbidity, Field (NTU)
4/25/11	--	--	11.50 J	--	--	1356.0	--	--	5.830	--
9/15/11	--	--	11.00	--	--	1636.0	--	--	--	--
3/13/12	--	--	11.10	--	--	1508.0	--	--	--	--
9/17/12	--	--	11.50	--	--	1476.0	--	--	--	--
4/2/13	2.0	--	9.00	--	15.5	1596.0	--	--	--	12.30
9/16/13	1.2	--	--	--	16.2	--	--	--	4.300	1.32
9/18/13	1697.0	--	11.70	--	17.2	1262.0	--	--	--	18.20
9/19/13	1.7	--	--	--	13.7	--	--	--	0.410	10.30
3/13/14	1720.0	--	12.00	--	15.5	1242.0	--	--	--	14.10
9/8/14	1818.0	--	14.00	--	17.0	1138.0	--	--	--	7.20
3/18/15	1577.0	--	11.00	--	14.8	1088.0	--	--	--	0.00
9/1/15	1837.0	--	9.29	--	18.2	1169.0	--	--	--	0.81
3/16/16	1836.0	--	12.20	--	13.8	1070.0	--	--	--	0.00
8/30/16	1862.0	--	11.30	--	21.5	1200.0	--	--	--	0.00
3/6/17	1771.0	--	12.00	--	15.6	1030.0	--	--	--	2.50
9/12/17	1837.0	--	10.50	--	19.6	1210.0	--	--	--	1.50
3/28/18	1832.0	--	12.60	--	15.0	1350.0	--	--	--	0.00
9/6/18	1987.0	--	11.10	--	24.2	1100.0	--	--	--	3.70
4/9/19	2541.0	2120.0	18.80	--	15.8	1450.0	--	6.3	0.812	2.00
8/1/19	1.8	2090.0	15.50	--	17.2	1790.0	--	2.3 J	0.500 U	2.30
3/9/20	1992.0	2110.0	12.20	--	15.8	1390.0	--	6.7	1.270	0.40
7/27/20	2009.0	2170.0	11.30	--	18.9	1210.0	--	10.0	0.500 U	2.10

Gude Landfill
Monitoring Location OB04A - General Parameters

Printed 12/10/21

	Specific Conductivity, Field (uS/cm)	Specific Conductivity, Lab (umhos/cm)	Sulfate, total (mg/L)	Sulfide (mg/L)	Temperature, field (°C)	Total Dissolved Solids (mg/L)	Total Phenolics (mg/L)	Total Suspended Solids (mg/L)	Turbidity (NTU)	Turbidity, Field (NTU)
3/22/21	2198.0	2190.0	11.40	--	19.2	1520.0	--	9.9	0.500 U	0.05
8/30/21	2156.0	2170.0	10.40	--	20.7	1250.0	--	9.6	0.500 U	2.50

Gude Landfill
Monitoring Location OB04A - Dissolved Metals

Printed 12/10/21

	Antimony, dissolved (mg/L)	Arsenic, dissolved (mg/L)	Barium, dissolved (mg/L)	Beryllium, dissolved (mg/L)	Cadmium, dissolved (mg/L)	Calcium, dissolved (mg/L)	Chromium, dissolved (mg/L)	Cobalt, dissolved (mg/L)	Copper, dissolved (mg/L)	Iron, dissolved (mg/L)	Lead, dissolved (mg/L)	Magnesium, dissolved (mg/L)	Manganese, dissolved (mg/L)	Mercury, dissolved (mg/L)
MCL/ GWPS	0.006	0.01	2	0.004	0.005		0.1				0.015			0.002
4/25/11	0.005 U	0.005	0.054	0.005 U	0.005 U	118.0	0.01 U	0.01 U	0.022	1.0	0.005 U	83.9	1.100	0.0002 U
9/15/11	--	--	--	--	--	--	--	--	--	--	--	--	--	--
3/13/12	0.005 U	0.012	0.061	0.005 U	0.005 U	125.0	0.01 U	0.01 U	0.025	0.6	0.005 U	89.6	1.210	0.0002 U
9/17/12	0.005 U	0.011	0.059	0.005 U	0.005 U	119.0	0.01 U	0.01 U	0.029	0.5	0.005 U	81.8	1.160	0.0002 U
4/2/13	0.005 U	0.012	0.060	0.005 U	0.005 U	115.0	0.01 U	0.01 U	0.036	0.5	0.005 U	82.5	1.240	0.0002 U
9/16/13	--	--	--	--	--	--	--	--	--	--	--	--	--	--
9/18/13	0.005 U	0.005 U	0.060	0.005 U	0.005 U	122.0	0.01 U	0.01 U	0.024	0.5	0.005 U	84.4	1.330	0.0002 U
9/19/13	--	--	--	--	--	--	--	--	--	--	--	--	--	--
3/13/14	0.005 U	0.010	0.063	0.005 U	0.005 U	117.0	0.01 U	0.01 U	0.025	0.2 U	0.005 U	79.8	1.330	0.0002 U
9/8/14	0.005 U	0.005	0.068	0.005 U	0.005 U	116.0	0.01 U	0.01 U	0.027	0.7	0.005 U	81.5	1.570	0.0002 U
3/18/15	0.002 U	0.008	0.059	0.002 U	0.004 U	130.0	0.11	0.01 U	0.030	0.3	0.002 U	89.0	1.600	0.0002 U
9/1/15	0.001 U	0.008	0.060	0.001 U	0.001 U	130.0	0.01 U	0.01 U	0.026	0.0 U	0.001 U	87.0	1.700	0.0002 U
3/16/16	0.002 U	0.005	0.065	0.002 U	0.002 U	128.0	0.00 U	0.00 U	0.026	1.1	0.002 U	90.6	1.850	0.0002 U
8/30/16	0.002 U	0.006	0.069	0.002 U	0.002 U	130.0	0.00 U	0.00 U	0.026	0.7	0.002 U	93.0	1.810	0.0002 U
3/6/17	0.002 U	0.007	0.064	0.002 U	0.002 U	134.0	0.01	0.00 U	0.030	0.8	0.002 U	93.1	1.710	0.0002 U
9/12/17	0.002 U	0.004	0.066	0.002 U	0.002 U	135.0	0.00	0.00 U	0.023	0.7	0.002 U	92.8	1.720	0.0002 U
3/28/18	0.002 U	0.010	0.064	0.002 U	0.002 U	134.0	0.01	0.00 U	0.022	0.2 U	0.002 U	92.1	1.850	0.0002 U
9/6/18	0.002 U	0.007	0.068	0.002 U	0.002 U	140.0	0.01	0.00 U	0.028	0.1 U	0.002 U	94.3	1.950	0.0002 U

Gude Landfill

Printed 12/10/21

Monitoring Location OB04A - Dissolved Metals

	Nickel, dissolved (mg/L)	Potassium, dissolved (mg/L)	Selenium, dissolved (mg/L)	Silver, dissolved (mg/L)	Sodium, dissolved (mg/L)	Thallium, dissolved (mg/L)	Vanadium, dissolved (mg/L)	Zinc, dissolved (mg/L)
MCL/ GWPS			0.05			0.002		
4/25/11	0.02	5.0	0.022	0.01 U	90.8	0.005 U	0.01 U	0.019
9/15/11	0.02	--	--	--	--	--	--	--
3/13/12	0.02	5.1	0.041	0.01 U	97.0	0.005 U	0.01 U	0.021
9/17/12	0.02	5.6	0.044	0.01 U	90.2	0.005 U	0.01 U	0.023
4/2/13	0.03	5.6	0.049	0.01 U	91.4	0.005 U	0.01 U	0.022
9/16/13	0.02	--	--	--	--	--	--	--
9/18/13	0.02	5.2	0.022	0.01 U	89.6	0.005 U	0.01 U	0.020
9/19/13	0.02	--	--	--	--	--	--	--
3/13/14	0.02	4.7	0.035	0.01 U	85.2	0.005 U	0.01 U	0.023
9/8/14	0.02	5.4	0.023	0.01 U	85.6	0.005 U	0.01 U	0.024
3/18/15	0.12	5.3	0.026 J	0.01 U	95.0	0.002 U	0.01 U	0.024
9/1/15	0.02	5.8	0.031	0.00 U	87.0	0.001 U	0.01 U	0.023
3/16/16	0.02	6.8	0.022	0.00 U	89.0	0.001 U	0.00 U	0.021
8/30/16	0.02	5.3	0.022	0.00 U	91.8	0.001 U	0.00 U	0.022
3/6/17	0.03	4.9	0.034	0.00 U	94.6	0.001 U	0.00	0.023
9/12/17	0.02	4.9	0.019	0.00 U	93.8	0.001 U	0.00 U	0.020
3/28/18	0.02	4.5	0.030	0.00 U	94.1	0.001 U	0.00	0.020
9/6/18	0.03	4.9	0.024	0.00 U	92.6	0.001 U	0.00	0.025

Gude Landfill
Monitoring Location OB04A - Total Metals

Printed 12/10/21

	Antimony, total (mg/L)	Arsenic, total (mg/L)	Barium, total (mg/L)	Beryllium, total (mg/L)	Boron, total (mg/L)	Cadmium, total (mg/L)	Calcium, total (mg/L)	Chromium, total (mg/L)	Cobalt, total (mg/L)	Copper, total (mg/L)	Iron, total (mg/L)	Lead, total (mg/L)
MCL/ GWPS	0.006	0.01	2	0.004		0.005		0.1				0.015
4/27/01	0.0007 U	0.0020 U	0.0898	0.0005 U	--	0.0020 U	--	0.0062	0.0007 U	0.0218	--	0.00130 U
9/4/01	0.0020 U	0.0020 U	0.0385	0.0017 U	--	0.0020 U	--	0.0012 U	0.0020 U	0.0263	--	0.00200 U
3/12/02	0.0005 U	0.0054	0.0385	0.0017 U	--	0.0020 U	--	0.0023	0.0020 U	0.0246	--	0.00200 U
9/16/02	0.0007 U	0.0192	0.0397	0.0004 U	--	0.0020 U	--	0.0032	0.0020 U	0.0124	--	0.00200 U
6/2/03	0.0007 U	0.0039	0.0444	0.0004 U	--	0.0020 U	--	0.0020 U	0.0020 U	0.0312	--	0.00200 U
10/8/03	0.0009 U	0.0020 U	0.0368	0.0016 U	--	0.0007 U	--	0.0005 U	0.0020 U	0.0185	--	0.00200 U
3/23/04	0.0009 U	0.0020 U	0.0406	0.0016 U	--	0.0007 U	--	0.0005 U	0.0005 U	0.0262	--	0.00200 U
9/20/04	0.0028 U	0.0020 U	0.0443	0.0012 U	--	0.0020 U	--	0.0007 U	0.0020 U	0.0348	--	0.00200 U
4/5/05	0.0028 U	0.0020 U	0.0447	0.0012 U	--	0.0020 U	--	0.0007 U	0.0020 U	0.0339	--	0.00200 U
9/21/05	0.0028 U	0.0020 U	0.1167	0.0012 U	--	0.0020	--	0.0007 U	0.0005 U	0.0218	--	0.00200
4/4/06	0.0006 U	0.0020 U	0.0408	0.0007 U	--	0.0020 U	--	0.0020 U	0.0005 U	0.0260	--	0.00200 U
9/25/06	0.0007 U	0.0020 U	0.0441	0.0009 U	--	0.0006 U	--	0.0022	0.0020 U	0.0248	--	0.00070 U
4/17/07	0.0007 U	0.0020 U	0.0432	0.0009 U	0.200 U	--	--	0.0007 U	0.0020 U	0.0227	--	0.00070 U
10/3/07	0.0020 U	0.0020 U	0.0445	0.0009 U	0.155	--	--	0.0026	0.0020 U	0.0261	--	0.00200 U
3/25/08	0.0005 U	0.0020	0.0453	0.0010 U	0.138	--	--	0.0020 U	0.0012 U	0.0300	--	0.00100 U
9/23/08	0.0010 U	0.0040 U	0.0490	0.0020 U	0.400 U	--	--	0.0040 U	0.0024 U	0.0270	--	0.00400 U
3/9/09	0.0010 U	0.0100 U	0.0512	0.0012 U	0.166	--	--	0.0100 U	0.0100 U	0.0288	--	0.01000 U
9/21/09	0.0020 U	0.0036	0.0542	0.0020 U	--	0.0020 U	109.00	0.0021	0.0012 J	0.0328	0.9980	0.00200 U
7/29/10	0.0010 U	0.0012	0.0510	0.0010 U	--	0.0010 U	--	0.0012	0.0011	0.0260	--	0.00100 U
9/15/10	0.0050 U	0.0061	0.0539	0.0050 U	--	0.0050 U	113.00	0.0050 U	0.0050 U	0.0324	1.2400	0.00500 U
4/25/11	0.0050 U	0.0053	0.0579	0.0050 U	--	0.0050 U	117.00 J	0.0050 U	0.0050 U	0.0283	0.6360	0.00500 U
9/15/11	0.0050 U	0.0050 U	0.0555	0.0050 U	--	0.0050 U	118.00	0.0050 U	0.0050 U	0.0236	0.7120	0.00500 U
3/13/12	0.0050 U	0.0105	0.0614	0.0050 U	--	0.0050 U	124.00	0.0050 U	0.0050 U	0.0295	1.1200	0.00500 U

Shaded concentrations represent MCL/GWPS exceedances

Printed on Recycled Paper

Gude Landfill
Monitoring Location OB04A - Total Metals

Printed 12/10/21

	Antimony, total (mg/L)	Arsenic, total (mg/L)	Barium, total (mg/L)	Beryllium, total (mg/L)	Boron, total (mg/L)	Cadmium, total (mg/L)	Calcium, total (mg/L)	Chromium, total (mg/L)	Cobalt, total (mg/L)	Copper, total (mg/L)	Iron, total (mg/L)	Lead, total (mg/L)
9/17/12	0.0050 U	0.0107	0.0553	0.0050 U	--	0.0050 U	118.00	0.0050 U	0.0050 U	0.0256	0.6150	0.00500 U
4/2/13	0.0050 U	0.0105	0.0622	0.0050 U	--	0.0050 U	126.00	0.0050 U	0.0050 U	0.0364	0.8060	0.00500 U
9/16/13	0.0050 U	0.0010 U	0.0580	0.0010 U	--	0.0010 U	110.00	0.0005 J	0.0010 J	0.0260	10.0000 U	0.00100 U
9/18/13	0.0050 U	0.0056	0.0612	0.0050 U	--	0.0050 U	123.00	0.0050 U	0.0050 U	0.0284	0.9320	0.00500 U
9/19/13	0.0050 U	0.0010 U	0.0510	0.0010 U	--	0.0010 U	120.00	0.0010 U	0.0012	0.0200	0.1000 U	0.00100 U
3/13/14	0.0050 U	0.0106	0.0681	0.0050 U	--	0.0050 U	142.00	0.0050 U	0.0050 U	0.0281	1.0500	0.00500 U
9/8/14	0.0050 U	0.0051	0.0681	0.0050 U	--	0.0050 U	121.00	0.0050 U	0.0050 U	0.0291	0.9980	0.00500 U
3/18/15	0.0020 U	0.0082	0.0590	0.0020 U	--	0.0040 U	130.00	0.1500	0.0100 U	0.0300	0.5000	0.00200 U
9/1/15	0.0010 U	0.0067	0.0610	0.0010 U	--	0.0005 U	130.00	0.0050 U	0.0050 U	0.0280	0.0050 U	0.00100 U
3/16/16	0.0020 U	0.0046	0.0686	0.0020 U	--	0.0020 U	129.00	0.0020 U	0.0020 U	0.0280	0.9410	0.00200 U
8/30/16	0.0020 U	0.0048	0.0654	0.0020 U	--	0.0020 U	122.00	0.0020 U	0.0020 U	0.0254	0.8420	0.00200 U
3/6/17	0.0020 U	0.0064	0.0650	0.0020 U	--	0.0020 U	135.00	0.0057	0.0020 U	0.0300	0.8160	0.00200 U
9/12/17	0.0050 U	0.0050 U	0.0722	0.0050 U	--	0.0050 U	139.00	0.0050 U	0.0050 U	0.0357	1.5700	0.00500 U
3/28/18	0.0020 U	0.0098	0.0633	0.0020 U	--	0.0020 U	129.00	0.0087	0.0020 U	0.0238	0.2000 U	0.00200 U
9/6/18	0.0020 U	0.0073	0.0678	0.0020 U	--	0.0020 U	141.00	0.0039	0.0020 U	0.0287	0.0500 U	0.00200 U
4/9/19	0.0010 U	0.0010 U	0.0666	0.0010 U	--	0.0010 U	128.00	0.0023	0.0011	0.0305	0.1430	0.00100 U
8/1/19	0.0010 U	0.0010 U	0.0687	0.0010 U	--	0.0010 U	149.00	0.0028	0.0010	0.0330	0.1000 U	0.00100 U
3/9/20	0.0010 U	0.0010 U	0.0770	0.0010 U	--	0.0010 U	135.00	0.0017	0.0012	0.0327	0.0634 J	0.00100 U
7/27/20	0.0010 U	0.0010 U	0.0749	0.0010 U	--	0.0010 U	127.00	0.0013	0.0011	0.0405	0.0322 J	0.00100 U
3/22/21	0.0010 U	0.0010 U	0.0653	0.0010 U	--	0.0010 U	117.00	0.0013	0.0011	0.0294 QB	0.1090	0.00100 U
8/30/21	0.0010 U	0.0010 U	0.0799	0.0010 U	--	0.0010 U	141.00	0.0011	0.0013	0.0364	0.0469 J	0.00100 U

Gude Landfill
Monitoring Location OB04A - Total Metals

Printed 12/10/21

	Magnesium, total (mg/L)	Manganese, total (mg/L)	Mercury, total (mg/L)	Nickel, total (mg/L)	Potassium, total (mg/L)	Selenium, total (mg/L)	Silver, total (mg/L)	Sodium, total (mg/L)	Thallium, total (mg/L)	Tin, total (mg/L)	Vanadium, total (mg/L)
MCL/ GWPS			0.002			0.05			0.002		
4/27/01	--	0.30030	0.000100 U	0.0095	--	0.00500 U	0.0052 U	--	0.0009 U	0.2000 U	0.00060 U
9/4/01	--	0.43090	0.000200	0.0133	--	0.00600	0.0044 U	--	0.0009 U	0.2000 U	0.00070 U
3/12/02	--	0.44300	0.000200 U	0.0137	--	0.01870	0.0044 U	--	0.0009 U	0.2000 U	0.00070 U
9/16/02	--	0.46990	0.000200 U	0.0162	--	0.05310	0.0096 U	--	0.0010 U	0.0020 U	0.00030 U
6/2/03	--	0.54390	0.000200	0.0152	--	0.01460	0.0096 U	--	0.0010 U	0.0008 U	0.00200 U
10/8/03	--	0.49730	0.000200 U	0.0119	--	0.00380	0.0022 U	--	0.0004 U	0.0003 U	0.00040 U
3/23/04	--	0.64480	0.000200 U	0.0138	--	0.00350	0.0022 U	--	0.0004 U	0.0003 U	0.00040 U
9/20/04	--	0.69150	0.000200 U	0.0141	--	0.00700	0.0018 U	--	0.0006 U	0.0003 U	0.00200 U
4/5/05	--	0.69690	0.000200 U	0.0149	--	0.00270	0.0018 U	--	0.0006 U	0.0050 U	0.00200 U
9/21/05	--	0.31690	0.000100 U	0.0103	--	0.00320	0.0018 U	--	0.0006 U	0.0050 U	0.00200 U
4/4/06	--	0.66620	0.000200 U	0.0142	--	0.00530	0.0004 U	--	0.0004 U	0.0050 U	0.00040 U
9/25/06	--	0.65920	0.000200 U	0.0148	--	0.00320	0.0020 U	--	0.0007 U	0.0050 U	0.00070 U
4/17/07	--	--	0.000200 U	0.0152	--	0.00740	0.0005 U	--	0.0007 U	0.0500 U	0.00070 U
10/3/07	--	--	0.000200	0.0157	--	0.00850	0.0020 U	--	0.0007 U	0.0020 U	0.00200 U
3/25/08	--	--	0.000400	0.0164	--	0.00770	0.0026	--	0.0006 U	0.0500 U	0.00060 U
9/23/08	--	--	0.000200	0.0172	--	0.00640	0.0016 U	--	0.0012 U	0.0011 U	0.00120 U
3/9/09	--	--	0.000200	0.0159	--	0.01000 U	0.0043 U	--	0.0008 U	0.0011 U	0.01000 U
9/21/09	71.900	0.96900	0.000300	0.0210	4.930	0.01740	0.0020 U	89.10	0.0020 U	--	0.00070 J
7/29/10	--	--	0.000200	0.0180	--	0.00100 U	0.0009 J	--	0.0010 U	0.0050 U	0.00500 U
9/15/10	80.300	1.13000	0.000200 U	0.0207	4.920	0.02430	0.0050 U	91.90	0.0050 U	--	0.00500 U
4/25/11	94.800	1.12000	0.000200 U	0.0193	5.920	0.02230	0.0050 U	100.00 J	0.0050 U	--	0.00500 U
9/15/11	85.500	1.10000	0.000200 U	--	4.990	0.01610	0.0050 U	91.10	0.0050 U	--	0.00500 U
3/13/12	88.800	1.01000	0.000200 U	0.0217	5.730	0.03730	0.0050 U	95.00	0.0050 U	--	0.00500 U

Shaded concentrations represent MCL/GWPS exceedances

Printed on Recycled Paper

Gude Landfill
Monitoring Location OB04A - Total Metals

Printed 12/10/21

	Magnesium, total (mg/L)	Manganese, total (mg/L)	Mercury, total (mg/L)	Nickel, total (mg/L)	Potassium, total (mg/L)	Selenium, total (mg/L)	Silver, total (mg/L)	Sodium, total (mg/L)	Thallium, total (mg/L)	Tin, total (mg/L)	Vanadium, total (mg/L)
9/17/12	81.000	1.12000	0.000200 U	0.0252	5.420	0.03910	0.0050 U	89.00	0.0050 U	--	0.00500 U
4/2/13	89.600	1.23000	0.000200 U	0.0256	5.960	0.04340	0.0050 U	100.00	0.0050 U	--	0.00500 U
9/16/13	77.000	1.40000	0.000130 J	--	4.700	0.00100 U	0.0006 J	81.00	0.0010 U	--	0.00500 U
9/18/13	85.500	1.48000	0.000200 U	0.0186	5.150	0.02390	0.0050 U	90.40	0.0050 U	--	0.00500 U
9/19/13	82.000	1.20000	0.000110 J	--	4.400	0.00100 U	0.0010 U	87.00	0.0010 U	--	0.00500 U
3/13/14	98.800	1.32000	0.000200 U	0.0238	5.380	0.03580	0.0050 U	106.00	0.0050 U	--	0.00500 U
9/8/14	85.200	1.58000	0.000200 U	0.0219	5.510	0.02330	0.0050 U	89.60	0.0050 U	--	0.00500 U
3/18/15	89.000	1.60000	0.000200 U	0.0110 U	5.300	0.02800 J	0.0100 U	94.00	0.0020 U	--	0.01000 U
9/1/15	89.000	1.70000	0.000200 U	0.0170	5.900	0.02600	0.0010 U	89.00	0.0010 U	--	0.00500 U
3/16/16	91.100	1.84000	0.000200 U	0.0225	5.740	0.02260	0.0020 U	90.30	0.0010 U	--	0.00200 U
8/30/16	85.100	1.76000	0.000200 U	0.0209	4.970	0.01970	0.0020 U	84.30	0.0010 U	--	0.00200 U
3/6/17	94.500	1.74000	0.000200 U	0.0253	4.960	0.03390	0.0020 U	96.30	0.0010 U	--	0.00425
9/12/17	96.600	1.80000	0.000200 U	0.0225	5.230	0.01570	0.0050 U	97.00	0.0050 U	--	0.00500 U
3/28/18	89.600	1.86000	0.000200 U	0.0220	4.960	0.03020	0.0020 U	92.10	0.0010 U	--	0.00275
9/6/18	94.500	1.96000	0.000200 U	0.0264	4.910	0.02580	0.0020 U	93.20	0.0010 U	--	0.00200 U
4/9/19	98.500	2.42000	0.000100 U	0.0237	6.320	0.00100 U	0.0010 U	108.00	0.0010 U	--	0.00100 U
8/1/19	127.000	3.20000	0.000100 U	0.0260	6.660	0.00100 U	0.0010 U	124.00	0.0010 U	--	0.00100 U
3/9/20	121.000	3.12000	0.000100 U	0.0262	6.420	0.00100 U	0.0010 U	114.00	0.0010 U	--	0.00100 U
7/27/20	110.000	2.84000	0.000100 U	0.0256	6.330	0.00100 U	0.0010 U	105.00	0.0010 U	--	0.00100 U
3/22/21	97.700	2.48000	0.000100 U	0.0237	5.370	0.00100 U	0.0010 U	90.40	0.0010 U	--	0.00100 U
8/30/21	117.000	3.38000	0.000100 U	0.0277	6.150	0.00100 U	0.0010 U	97.90	0.0010 U	--	0.00100 U

Gude Landfill
Monitoring Location OB04A - Total Metals

Printed 12/10/21

	Zinc, total (mg/L)
MCL/ GWPS	
4/27/01	--
9/4/01	--
3/12/02	--
9/16/02	--
6/2/03	--
10/8/03	--
3/23/04	--
9/20/04	--
4/5/05	--
9/21/05	--
4/4/06	--
9/25/06	--
4/17/07	0.01660
10/3/07	0.01700
3/25/08	0.02010
9/23/08	0.02730
3/9/09	0.03210
9/21/09	0.02400
7/29/10	0.02800
9/15/10	0.02140
4/25/11	0.02100
9/15/11	0.02040
3/13/12	0.02270

Gude Landfill
Monitoring Location OB04A - Total Metals

Printed 12/10/21

Zinc, total (mg/L)

9/17/12	0.02220
4/2/13	0.02280
9/16/13	2.00000 U
9/18/13	0.02270
9/19/13	0.02100
3/13/14	0.02390
9/8/14	0.02600
3/18/15	0.02400
9/1/15	0.02300
3/16/16	0.02200
8/30/16	0.01860
3/6/17	0.02180
9/12/17	0.04460
3/28/18	0.01920
9/6/18	0.02520
4/9/19	0.02050 B
8/1/19	0.02630 B
3/9/20	0.02780
7/27/20	0.02470
3/22/21	0.02720
8/30/21	0.02890

Gude Landfill
Monitoring Location OB04A - Volatile Organic Compounds

Printed 12/10/21

	1,1,1,2-Tetrachloroethane (ug/L)	1,1,1-Trichloroethane (ug/L)	1,1,2,2-Tetrachloroethane (ug/L)	1,1,2-Trichloroethane (ug/L)	1,1-Dichloroethane (ug/L)	1,1-Dichloroethene (ug/L)	1,1-Dichloropropene (ug/L)	1,2,3-Trichloropropane (ug/L)	1,2-Dibromo-3-chloropropane (ug/L)	1,2-Dibromoethane (ug/L)	1,2-Dichlorobenzene (ug/L)	1,2-Dichloroethane (ug/L)	1,2-Dichloropropane (ug/L)	1,3-Dichloropropane (ug/L)	1,4-Dichlorobenzene (ug/L)
MCL/ GWPS	200			5		7			0.2	0.05	600	5	5		75
4/27/01	0.18 U	0.15 U	0.23 U	0.22 U	0.19 U	0.15 U	0.22 U	1.00 U	1.00 U	1.00 U	10.00 U	0.17 U	1.00 U	0.19 U	10.00 U
9/4/01	0.18 U	0.15 U	0.23 U	0.22 U	1.00 U	0.15 U	0.22 U	0.21 U	0.14 U	0.20 U	10.00 U	1.00 U	1.00 U	0.19 U	10.00 U
3/12/02	0.18 U	0.15 U	0.23 U	1.00 U	1.00 U	1.00 U	0.22 U	0.21 U	0.14 U	0.20 U	10.00 U	1.00 U	1.00 U	0.19 U	10.00 U
9/16/02	0.18 U	0.15 U	0.23 U	0.22 U	1.00 U	0.15 U	0.22 U	0.21 U	0.14 U	0.20 U	10.00 U	1.00 U	1.00 U	0.19 U	10.00 U
6/2/03	0.18 U	0.15 U	0.23 U	0.22 U	0.19 U	0.15 U	0.22 U	0.21 U	1.00 U	0.20 U	10.00 U	1.00 U	1.00 U	0.19 U	10.00 U
10/8/03	0.18 U	0.15 U	0.23 U	0.22 U	1.00 U	0.15 U	0.22 U	0.21 U	0.14 U	0.20 U	1.00 U	1.00 U	1.00 U	0.19 U	6.47
3/23/04	0.18 U	0.15 U	0.23 U	0.22 U	1.00 U	0.15 U	0.22 U	0.21 U	1.00 U	0.20 U	10.00 U	1.00 U	1.00 U	0.19 U	10.00 U
9/20/04	0.13 U	0.24 U	0.44 U	0.25 U	0.27 U	0.37 U	0.35 U	0.40 U	0.33 U	0.28 U	10.00 U	0.27 U	1.00 U	0.33 U	10.00 U
4/5/05	0.13 U	0.24 U	0.44 U	0.25 U	0.27 U	0.37 U	0.35 U	0.40 U	0.33 U	0.28 U	10.00 U	0.27 U	0.34 U	0.33 U	10.00 U
9/21/05	0.13 U	0.24 U	0.44 U	0.25 U	0.27 U	0.37 U	0.35 U	0.40 U	0.33 U	0.28 U	10.00 U	0.27 U	0.34 U	0.33 U	10.00 U
4/4/06	0.13 U	0.24 U	0.44 U	0.25 U	0.27 U	0.37 U	0.35 U	0.40 U	1.00 U	0.28 U	10.00 U	0.27 U	1.00 U	0.33 U	10.00 U
9/25/06	0.13 U	0.24 U	0.44 U	0.25 U	0.27 U	0.37 U	0.35 U	0.40 U	0.33 U	0.28 U	1.00 U	0.27 U	1.00 U	0.33 U	7.30
4/17/07	0.13 U	0.24 U	0.44 U	0.25 U	1.00 U	0.37 U	0.35 U	0.40 U	0.33 U	0.28 U	10.00 U	1.00 U	1.00 U	0.33 U	10.00 U
10/3/07	0.13 U	0.24 U	0.44 U	0.25 U	1.00 U	0.37 U	0.35 U	0.40 U	0.33 U	0.28 U	10.00 U	0.27 U	1.00 U	0.33 U	10.00 U
3/25/08	0.18 U	0.18 U	0.21 U	0.23 U	0.22 U	0.18 U	0.26 U	0.14 U	0.24 U	0.16 U	0.50 U	0.50 U	0.17 U	0.20 U	10.00 U
9/23/08	0.12 U	0.17 U	0.14 U	0.17 U	0.14 U	0.15 U	0.13 U	0.17 U	0.20 U	0.08 U	0.10 U	0.50 U	0.73	0.13 U	4.46
3/9/09	0.12 U	0.17 U	0.14 U	0.17 U	0.50 U	0.15 U	0.13 U	0.17 U	0.20 U	0.08 U	10.00 U	0.50 U	0.80	0.13 U	10.00 U
9/21/09	1.00 U	1.00 U	1.00 U	1.00 U	1.00 U	1.00 U	1.00 U	1.00 U	1.00 U	1.00 U	0.51 J	1.00 U	0.72 J	1.00 U	7.33
7/29/10	1.00 U	1.00 U	1.00 U	1.00 U	1.00 U	1.00 U	1.00 U	1.00 U	10.00 U	1.00 U	1.00 U	1.00 U	1.00 U	1.00 U	7.00
9/15/10	2.00 U	2.00 U	2.00 U	2.00 U	2.00 U	2.00 U	2.00 U	2.00 U	2.00 U	2.00 U	2.00 U	2.00 U	0.51 J	2.00 U	4.66

Shaded concentrations represent MCL/GWPS exceedances

Printed on Recycled Paper

Gude Landfill
Monitoring Location OB04A - Volatile Organic Compounds

Printed 12/10/21

	1,1,1,2-Tetrachloroethane (ug/L)	1,1,1-Trichloroethane (ug/L)	1,1,2,2-Tetrachloroethane (ug/L)	1,1,2-Trichloroethane (ug/L)	1,1-Dichloroethane (ug/L)	1,1-Dichloroethene (ug/L)	1,1-Dichloropropene (ug/L)	1,2,3-Trichloropropane (ug/L)	1,2-Dibromo-3-chloropropane (ug/L)	1,2-Dibromoethane (ug/L)	1,2-Dichlorobenzene (ug/L)	1,2-Dichloroethane (ug/L)	1,2-Dichloropropane (ug/L)	1,3-Dichloropropane (ug/L)	1,4-Dichlorobenzene (ug/L)	
4/25/11	1.00 U	1.00 U	1.00 U	1.00 U	22.00	1.00 U	--	1.00 U	1.00 U	1.00 U	1.00 U	1.00 U	1.00 U	1.00 U	--	1.00 U
9/15/11	1.00 U	1.00 U	1.00 U	1.00 U	1.00 U	1.00 U	--	1.00 U	1.00 U	1.00 U	1.00 U	1.00 U	1.00 U	1.00 U	--	1.00 U
3/13/12	1.00 U	1.00 U	1.00 U	1.00 U	1.00 U	1.00 U	--	1.00 U	1.00 U	1.00 U	0.60	1.00 U	1.00 U	--	7.60	
9/17/12	1.00 U	1.00 U	1.00 U	1.00 U	1.00 U	1.00 U	1.00 U	1.00 U	1.00 U	1.00 U	1.00 U	1.00 U	1.00 U	1.00 U	1.00 U	6.94
4/2/13	1.00 U	1.00 U	1.00 U	1.00 U	1.00 U	1.00 U	1.00 U	1.00 U	1.00 U	1.00 U	1.06	1.00 U	1.33	1.00 U	15.90	
9/18/13	1.00 U	1.00 U	1.00 U	1.00 U	1.00 U	1.00 U	1.00 U	1.00 U	1.00 U	1.00 U	1.00 U	1.00 U	1.00 U	1.00 U	1.00 U	6.23
3/13/14	1.00 U	1.00 U	1.00 U	1.00 U	1.00 U	1.00 U	1.00 U	1.00 U	1.00 U	1.00 U	--	1.00 U	1.00 U	1.00 U	1.00 U	7.07
9/8/14	1.00 U	1.00 U	1.00 U	1.00 U	1.00 U	1.00 U	1.00 U	1.00 U	1.00 U	1.00 U	1.00 U	1.00 U	1.00 U	1.00 U	1.00 U	6.83
3/18/15	1.00 U	1.00 U	1.00 U	1.00 U	1.00 U	1.00 U	1.00 U	1.00 U	1.00 U	1.00 U	1.00 U	1.00 U	1.00 U	1.00 U	1.00 U	7.95
9/1/15	1.00 U	1.00 U	1.00 U	1.00 U	1.00 U	1.00 U	1.00 U	1.00 U	1.00 U	1.00 U	1.00 U	1.00 U	1.00 U	1.00 U	1.00 U	7.66
3/16/16	1.00 U	1.00 U	1.00 U	1.00 U	1.00 U	1.00 U	1.00 U	1.00 U	1.00 U	1.00 U	1.00 U	1.00 U	1.00 U	1.00 U	1.00 U	9.95
8/30/16	1.00 U	1.00 U	1.00 U	1.00 U	1.00 U	1.00 U	1.00 U	1.00 U	1.00 U	1.00 U	1.00 U	1.00 U	1.00 U	1.00 U	1.00 U	4.69
3/6/17	1.00 U	1.00 U	1.00 U	1.00 U	1.00 U	1.00 U	1.00 U	1.00 U	1.00 U	1.00 U	1.00 U	1.00 U	1.00 U	1.00 U	1.00 U	8.79
9/12/17	1.00 U	1.00 U	1.00 U	1.00 U	1.00 U	1.00 U	1.00 U	1.00 U	1.00 U	1.00 U	1.00 U	1.00 U	1.00 U	1.00 U	1.00 U	8.35
3/28/18	1.00 U	1.00 U	1.00 U	1.00 U	1.00 U	1.00 U	1.00 U	1.00 U	1.00 U	1.00 U	1.00 U	1.00 U	1.00 U	1.00 U	1.00 U	8.89
9/6/18	1.00 U	1.00 U	1.00 U	1.00 U	1.00 U	1.00 U	1.00 U	1.00 U	1.00 U	1.00 U	1.00 U	1.00 U	1.00 U	1.00 U	1.00 U	6.99
4/9/19	1.00 U	1.00 U	1.00 U	1.00 U	1.00 U	1.00 U	1.00 U	1.00 U	1.00 U	1.00 U	1.00 U	1.00 U	1.00 U	1.00 U	1.00 U	6.20
8/1/19	1.00 U	1.00 U	1.00 U	1.00 U	1.00 U	1.00 U	1.00 U	1.00 U	1.00 U	1.00 U	1.00 U	1.00 U	1.00 U	1.00 U	1.00 U	8.10
3/9/20	1.00 U	1.00 U	1.00 U	1.00 U	1.00 U	1.00 U	1.00 U	1.00 U	1.00 U	1.00 U	1.00 U	1.00 U	1.00 U	1.00 U	1.00 U	8.40
7/27/20	1.00 U	1.00 U	1.00 U	1.00 U	1.00 U	1.00 U	1.00 U	1.00 U	0.05 U	0.02 U	1.00 U	1.00 U	1.00 U	1.00 U	1.00 U	9.60
3/22/21	1.00 U	1.00 U	1.00 U	1.00 U	1.00 U	1.00 U	1.00 U	1.00 U	0.05 U	0.02 U	1.00 U	1.00 U	1.00 U	1.00 U	1.00 U	9.00
8/30/21	1.00 U	1.00 U	1.00 U	1.00 U	1.00 U	1.00 U	1.00 U	1.00 U	0.05 U	0.02 U	1.00 U	1.00 U	1.00 U	1.00 U	1.00 U	1.00 U

Gude Landfill
Monitoring Location OB04A - Volatile Organic Compounds

Printed 12/10/21

	2,2-Dichloropropane (ug/L)	2-Butanone (ug/L)	2-Hexanone (ug/L)	4-Methyl-2-Pentanone (ug/L)	Acetone (ug/L)	Acrylonitrile (ug/L)	Benzene (ug/L)	Bromochloromethane (ug/L)	Bromodichloromethane (ug/L)	Bromoform (ug/L)	Bromomethane (ug/L)	Carbon Disulfide (ug/L)	Carbon Tetrachloride (ug/L)	Chlorobenzene (ug/L)	Chloroethane (ug/L)
MCL/ GWPS							5		80	80			5	100	
4/27/01	0.11 U	--	0.18 U	--	0.15 U	--	0.21 U	0.20 U	0.18 U	0.14 U	0.15 U	0.38 U	0.15 U	0.28 U	0.20 U
9/4/01	0.11 U	--	0.18 U	--	1.00 U	--	1.56	0.20 U	0.18 U	0.14 U	0.15 U	0.38 U	0.15 U	1.00 U	0.20 U
3/12/02	0.11 U	--	0.18 U	--	1.00 U	--	1.81	0.20 U	0.18 U	0.14 U	0.15 U	0.38 U	0.15 U	1.00 U	0.20 U
9/16/02	0.11 U	--	0.18 U	--	0.15 U	--	1.00 U	0.20 U	0.18 U	0.14 U	0.15 U	0.38 U	0.15 U	1.00 U	0.20 U
6/2/03	0.11 U	--	0.18 U	--	1.00 U	--	1.48	0.20 U	0.18 U	0.14 U	0.15 U	0.38 U	0.15 U	1.00 U	0.20 U
10/8/03	0.11 U	0.58	1.00 U	--	0.15 U	--	1.79	0.20 U	0.18 U	0.14 U	1.00 U	0.38 U	0.15 U	1.00 U	0.20 U
3/23/04	0.11 U	--	0.18 U	--	0.15 U	--	1.64	0.20 U	0.18 U	0.14 U	1.00 U	1.00 U	0.15 U	1.00 U	0.20 U
9/20/04	0.23 U	0.29 U	0.19 U	--	0.39 U	--	1.40	0.34 U	0.31 U	0.27 U	0.31 U	0.75 U	0.25 U	1.00 U	0.31 U
4/5/05	0.23 U	0.29 U	1.00 U	--	0.39 U	--	1.00 U	0.34 U	0.31 U	0.27 U	0.31 U	0.75 U	0.25 U	0.40 U	0.31 U
9/21/05	0.23 U	1.00 U	0.19 U	--	0.39 U	--	0.28 U	0.34 U	0.31 U	0.27 U	0.31 U	0.75 U	0.25 U	0.40 U	0.31 U
4/4/06	0.23 U	0.29 U	0.19 U	--	0.39 U	--	1.00 U	0.34 U	0.31 U	0.27 U	0.31 U	0.75 U	0.25 U	1.00 U	0.31 U
9/25/06	0.23 U	0.29 U	0.19 U	--	0.39 U	--	1.65	0.34 U	0.31 U	0.27 U	0.31 U	0.75 U	0.25 U	1.08	0.31 U
4/17/07	0.23 U	1.09	0.19 U	--	0.39 U	--	1.72	0.34 U	0.31 U	0.27 U	0.31 U	0.75 U	0.25 U	1.02	0.31 U
10/3/07	0.23 U	0.29 U	0.19 U	--	0.39 U	--	1.83	0.34 U	0.31 U	0.27 U	0.31 U	0.75 U	0.25 U	1.17	0.31 U
3/25/08	0.19 U	--	--	--	--	--	1.40	0.12 U	0.19 U	0.12 U	0.09 U	--	0.13 U	0.98	0.10 U
9/23/08	0.22 U	--	--	--	--	--	1.32	0.14 U	0.11 U	0.16 U	0.12 U	--	0.14 U	0.82	0.13 U
3/9/09	0.22 U	--	--	--	--	--	1.65	0.14 U	0.11 U	0.16 U	0.50 U	--	0.14 U	1.07	0.13 U
9/21/09	1.00 U	1.00 U	1.00 U	1.00 U	0.35 J	1.00 U	1.68	1.00 U	1.00 U	1.00 U	1.00 U	2.50 U	1.00 U	1.14	1.00 U
7/29/10	1.00 U	10.00 U	5.00 U	5.00 U	5.00 U	10.00 U	2.00	1.00 U	1.00 U	5.00 U	1.00 U	1.00 U	1.00 U	1.00	1.00 U
9/15/10	2.00 U	0.78 J	2.00 U	2.00 U	18.60	2.00 U	2.45	2.00 U	2.00 U	2.00 U	2.00 U	5.00 U	2.00 U	0.87 J	2.00 U

Shaded concentrations represent MCL/GWPS exceedances

Printed on Recycled Paper

Gude Landfill
Monitoring Location OB04A - Volatile Organic Compounds

Printed 12/10/21

	2,2-Dichloropropane (ug/L)	2-Butanone (ug/L)	2-Hexanone (ug/L)	4-Methyl-2-Pentanone (ug/L)	Acetone (ug/L)	Acrylonitrile (ug/L)	Benzene (ug/L)	Bromochloromethane (ug/L)	Bromodichloromethane (ug/L)	Bromoform (ug/L)	Bromomethane (ug/L)	Carbon Disulfide (ug/L)	Carbon Tetrachloride (ug/L)	Chlorobenzene (ug/L)	Chloroethane (ug/L)
4/25/11	--	5.00 U	5.00 U	5.00 U	6.60	5.00 U	2.20	1.00 U	1.00 U	1.00 U	1.00 U	1.00 U	1.00 U	1.00 U	1.00 U
9/15/11	--	5.00 U	5.00 U	5.00 U	5.00 U	5.00 U	2.10	1.00 U	1.00 U	1.00 U	1.00 U	1.00 U	1.00 U	1.00 U	1.00 U
3/13/12	--	5.00 U	5.00 U	5.00 U	5.00 U	5.00 U	1.60	1.00 U	1.00 U	1.00 U	1.00 U	1.00 U	1.00 U	1.30	1.00 U
9/17/12	1.00 U	5.00 U	5.00 U	5.00 U	5.00 U	5.00 U	1.00 U	1.00 U	1.00 U	1.00 U	1.00 U	5.00 U	1.00 U	1.00 U	1.00 U
4/2/13	1.00 U	5.00 U	5.00 U	5.00 U	5.00 U	5.00 U	3.50	1.00 U	1.00 U	1.00 U	1.00 U	5.00 U	1.00 U	2.56	1.00 U
9/18/13	1.00 U	5.00 U	5.00 U	5.00 U	5.00 U	5.00 U	1.94	1.00 U	1.00 U	1.00 U	1.00 U	5.00 U	1.00 U	1.00 U	1.00 U
3/13/14	1.00 U	5.00 U	5.00 U	5.00 U	5.00 U	5.00 U	1.57	--	1.00 U	1.00 U	1.00 U	5.00 U	1.00 U	1.25	1.00 U
9/8/14	1.00 U	5.00 U	5.00 U	5.00 U	5.00 U	5.00 U	1.70	1.00 U	1.00 U	1.00 U	1.00 U	5.00 U	1.00 U	1.37	1.00 U
3/18/15	1.00 U	5.00 U	5.00 U	5.00 U	5.00 U	5.00 U	1.97	1.00 U	1.00 U	1.00 U	1.00 U	5.00 U	1.00 U	1.34	1.00 U
9/1/15	1.00 U	5.00 U	5.00 U	5.00 U	5.00 U	5.00 U	1.86	1.00 U	1.00 U	1.00 U	1.00 U	5.00 U	1.00 U	1.33	1.00 U
3/16/16	1.00 U	5.00 U	5.00 U	5.00 U	5.00 U	5.00 U	2.15	1.00 U	1.00 U	1.00 U	1.00 U	5.00 U	1.00 U	1.63	1.00 U
8/30/16	1.00 U	5.00 U	5.00 U	5.00 U	5.00 U	5.00 U	1.42	1.00 U	1.00 U	1.00 U	1.00 U	5.00 U	1.00 U	1.00 U	1.00 U
3/6/17	1.00 U	5.00 U	5.00 U	5.00 U	5.00 U	5.00 U	1.81	1.00 U	1.00 U	1.00 U	1.00 U	5.00 U	1.00 U	1.47	1.00 U
9/12/17	1.00 U	5.00 U	5.00 U	5.00 U	5.00 U	5.00 U	1.71	1.00 U	1.00 U	1.00 U	1.00 U	5.00 U	1.00 U	1.64	1.00 U
3/28/18	1.00 U	5.00 U	5.00 U	5.00 U	5.00 U	5.00 U	1.82	1.00 U	1.00 U	1.00 U	1.00 U	5.00 U	1.00 U	1.58	1.00 U
9/6/18	1.00 U	5.00 U	5.00 U	5.00 U	5.00 U	5.00 U	1.61	1.00 U	1.00 U	1.00 U	1.00 U	5.00 U	1.00 U	1.54	1.00 U
4/9/19	1.00 U	5.00 U	5.00 U	5.00 U	8.10	5.00 U	1.60	1.00 U	1.00 U	1.00 U	1.00 U	1.00 U	1.00 U	1.60	1.00 U
8/1/19	1.00 U	5.00 U	5.00 U	5.00 U	5.00 U	5.00 U	1.70	1.00 U	1.00 U	1.00 U	1.00 U	1.00 U	1.00 U	1.70	1.00 U
3/9/20	1.00 U	5.00 U	5.00 U	5.00 U	5.00 U	5.00 U	1.90	1.00 U	1.00 U	1.00 U	1.00 U	1.00 U	1.00 U	1.40	1.00 U
7/27/20	1.00 U	5.00 U	5.00 U	5.00 U	5.00 U	5.00 U	2.40	1.00 U	1.00 U	1.00 U	1.00 U	1.00 U	1.00 U	1.80	1.00 U
3/22/21	1.00 U	5.00 U	5.00 U	5.00 U	5.00 U	5.00 U	1.80	1.00 U	1.00 U	1.00 U	1.00 U	1.00 U	1.00 U	1.70	1.00 U
8/30/21	1.00 U	5.00 U	5.00 U	5.00 U	5.00 U	5.00 U	1.80	1.00 U	1.00 U	1.00 U	1.00 U	1.00 U	1.00 U	1.60	1.00 U

Gude Landfill
Monitoring Location OB04A - Volatile Organic Compounds

Printed 12/10/21

	Chloroform (ug/L)	Chloromethane (ug/L)	cis-1,2-Dichloroethene (ug/L)	cis-1,3-Dichloropropene (ug/L)	Dibromochloromethane (ug/L)	Ethylbenzene (ug/L)	m&p-Xylene (ug/L)	Methyl Iodide (ug/L)	Methyl Tertiary Butyl Ether (ug/L)	Methylene Bromide (ug/L)	Methylene Chloride (ug/L)	o-Xylene (ug/L)	Styrene (ug/L)	Tetrachloroethene (ug/L)
MCL/ GWPS	80		70		80	700	10000				5	10000	100	5
4/27/01	0.23 U	0.21 U	4.45	0.19 U	0.17 U	0.26 U	0.28 U	0.17 U	--	0.22 U	0.21 U	0.27 U	0.21 U	1.00 U
9/4/01	0.23 U	0.21 U	23.24	0.19 U	0.17 U	0.26 U	0.28 U	0.17 U	--	0.22 U	8.87	0.27 U	0.21 U	2.06
3/12/02	1.00 U	0.21 U	26.49	0.19 U	0.17 U	0.26 U	0.28 U	0.17 U	--	0.22 U	4.09	0.27 U	0.21 U	3.55
9/16/02	0.23 U	0.21 U	18.02	0.19 U	0.17 U	0.26 U	0.28 U	0.17 U	--	0.22 U	2.30	0.27 U	0.21 U	1.44
6/2/03	0.23 U	0.21 U	19.38	0.19 U	0.17 U	0.26 U	1.00 U	0.17 U	--	0.22 U	1.97	0.27 U	0.21 U	2.37
10/8/03	0.23 U	0.21 U	22.97	0.19 U	0.17 U	0.26 U	1.00 U	0.17 U	--	0.22 U	1.24	0.27 U	0.21 U	0.17 U
3/23/04	0.23 U	1.00 U	18.94	0.19 U	0.17 U	0.26 U	0.28 U	0.17 U	--	0.22 U	2.49	0.27 U	0.21 U	1.01
9/20/04	0.27 U	0.25 U	15.36	0.29 U	0.27 U	0.23 U	0.40 U	0.28 U	--	0.25 U	2.19	0.18 U	0.25 U	1.39
4/5/05	0.27 U	0.25 U	11.88	0.29 U	0.27 U	0.23 U	0.40 U	0.28 U	--	0.25 U	1.84	0.18 U	0.25 U	0.36 U
9/21/05	0.27 U	0.25 U	5.65	0.29 U	0.27 U	0.23 U	0.40 U	0.28 U	--	0.25 U	0.34 U	0.18 U	0.25 U	1.00 U
4/4/06	0.27 U	0.25 U	12.82	0.29 U	0.27 U	0.23 U	0.40 U	0.28 U	--	0.25 U	1.50	1.00 U	0.25 U	1.45
9/25/06	0.27 U	0.25 U	23.31	0.29 U	0.27 U	0.23 U	0.40 U	0.28 U	--	0.25 U	2.77	0.18 U	0.25 U	1.92
4/17/07	0.27 U	0.25 U	24.08	0.29 U	0.27 U	0.23 U	0.40 U	1.00 U	--	0.25 U	3.31	0.18 U	0.25 U	1.77
10/3/07	0.27 U	0.25 U	26.31	0.29 U	0.27 U	0.23 U	0.40 U	0.28 U	--	0.25 U	2.67	0.18 U	0.25 U	1.65
3/25/08	0.21 U	0.15 U	23.78	0.13 U	0.15 U	0.26 U	0.43 U	--	1.73 U	0.50 U	2.45	0.22 U	0.20 U	1.42
9/23/08	0.12 U	0.20 U	20.70	0.12 U	0.13 U	0.12 U	0.23 U	--	1.25 U	0.20 U	2.44	0.11 U	0.11 U	1.34
3/9/09	0.50 U	0.20 U	24.40	0.12 U	0.13 U	0.12 U	0.23 U	--	1.25 U	0.20 U	2.98	0.11 U	0.11 U	1.70
9/21/09	1.00 U	1.00 U	21.80	1.00 U	1.00 U	1.00 U	2.00 U	1.00 U	1.00 U	1.00 U	3.38	1.00 U	1.00 U	1.23
7/29/10	1.00 U	1.00 U	25.00	1.00 U	1.00 U	1.00 U	2.00 U	20.00 U	--	1.00 U	4.00	1.00 U	1.00 U	2.00
9/15/10	2.00 U	2.00 U	8.54	2.00 U	2.00 U	2.00 U	4.00 U	2.00 U	2.00 U	2.00 U	3.39	2.00 U	2.00 U	0.60 J

Gude Landfill
Monitoring Location OB04A - Volatile Organic Compounds

Printed 12/10/21

	Chloroform (ug/L)	Chloromethane (ug/L)	cis-1,2-Dichloroethene (ug/L)	cis-1,3-Dichloropropene (ug/L)	Dibromochloromethane (ug/L)	Ethylbenzene (ug/L)	m&p-Xylene (ug/L)	Methyl Iodide (ug/L)	Methyl Tertiary Butyl Ether (ug/L)	Methylene Bromide (ug/L)	Methylene Chloride (ug/L)	o-Xylene (ug/L)	Styrene (ug/L)	Tetrachloroethene (ug/L)
4/25/11	1.00 U	7.50	67.00	1.00 U	1.00 U	1.00 U	--	1.00 U	2.00 U	1.00 U	7.70	--	1.00 U	13.00
9/15/11	1.00 U	1.00 U	1.00 U	1.00 U	1.00 U	1.00 U	--	1.00 U	2.00 U	1.00 U	4.40	--	1.00 U	1.30
3/13/12	1.00 U	1.00 U	20.00	1.00 U	1.00 U	1.00 U	--	1.00 U	1.00 U	1.00 U	1.00 U	--	1.00 U	1.90
9/17/12	1.00 U	1.00 U	16.40	1.00 U	1.00 U	1.00 U	2.00 U	5.00 U	5.00 U	1.00 U	1.00 U	1.00 U	1.00 U	1.00 U
4/2/13	1.00 U	1.00 U	36.80	1.00 U	1.00 U	1.00 U	2.00 U	5.00 U	5.00 U	1.00 U	6.57	1.00 U	1.00 U	3.36
9/18/13	1.00 U	1.00 U	19.40	1.00 U	1.00 U	1.00 U	2.00 U	5.00 U	5.00 U	1.00 U	1.00 U	1.00 U	1.00 U	1.00 U
3/13/14	1.00 U	1.00 U	16.00	1.00 U	1.00 U	1.00 U	2.00 U	5.00 U	5.00 U	1.00 U	2.88	1.00 U	1.00 U	1.35
9/8/14	1.00 U	1.00 U	15.60	1.00 U	1.00 U	1.00 U	2.00 U	5.00 U	5.00 U	1.00 U	2.80	1.00 U	1.00 U	1.14
3/18/15	1.00 U	1.00 U	17.80	1.00 U	1.00 U	1.00 U	2.00 U	5.00 U	5.00 U	1.00 U	2.74	1.00 U	1.00 U	1.39
9/1/15	1.00 U	1.00 U	17.30	1.00 U	1.00 U	1.00 U	2.00 U	5.00 U	5.00 U	1.00 U	3.43	1.00 U	1.00 U	1.36
3/16/16	1.00 U	1.00 U	20.20	1.00 U	1.00 U	1.00 U	2.00 U	5.00 U	5.00 U	1.00 U	3.85	1.00 U	1.00 U	1.65
8/30/16	1.00 U	1.00 U	15.80	1.00 U	1.00 U	1.00 U	2.00 U	5.00 U	5.00 U	1.00 U	2.98	1.00 U	1.00 U	1.00 U
3/6/17	1.00 U	1.00 U	19.00	1.00 U	1.00 U	1.00 U	2.00 U	5.00 U	5.00 U	1.00 U	3.30	1.00 U	1.00 U	1.29
9/12/17	1.00 U	1.00 U	16.90	1.00 U	1.00 U	1.00 U	2.00 U	5.00 U	5.00 U	1.00 U	2.93	1.00 U	1.00 U	1.31
3/28/18	1.00 U	1.00 U	18.60	1.00 U	1.00 U	1.00 U	2.00 U	5.00 U	5.00 U	1.00 U	3.16	1.00 U	1.00 U	1.25
9/6/18	1.00 U	1.00 U	16.00	1.00 U	1.00 U	1.00 U	2.00 U	5.00 U	5.00 U	1.00 U	2.84	1.00 U	1.00 U	1.11
4/9/19	1.00 U	1.00 U	14.10	1.00 U	1.00 U	1.00 U	1.00 U	1.00 U	1.00 U	1.00 U	3.00	1.00 U	1.00 U	1.10
8/1/19	1.00 U	1.00 U	18.30	1.00 U	1.00 U	1.00 U	1.00 U	1.00 U	1.00 U	1.00 U	3.40	1.00 U	1.00 U	1.40
3/9/20	1.00 U	1.00 U	20.30	1.00 U	1.00 U	1.00 U	1.00 U	1.00 U	1.00 U	1.00 U	4.00 B	1.00 U	1.00 U	1.40
7/27/20	1.00 U	1.00 U	21.70	1.00 U	1.00 U	1.00 U	1.00 U	1.00 U	1.00 U	1.00 U	3.90	1.00 U	1.00 U	1.60
3/22/21	1.00 U	1.00 U	17.60	1.00 U	1.00 U	1.00 U	1.00 U	1.00 U	1.00 U	1.00 U	2.90	1.00 U	1.00 U	1.30
8/30/21	1.00 U	1.00 U	20.00	1.00 U	1.00 U	1.00 U	1.00 U	1.00 U	1.00 U	1.00 U	3.40	1.00 U	1.00 U	1.30

Gude Landfill Monitoring Location OB04A - Volatile Organic Compounds

	Toluene (ug/L)	trans-1,2-Dichloroethene (ug/L)	trans-1,3-Dichloropropene (ug/L)	trans-1,4-Dichloro-2-butene (ug/L)	Trichloroethene (ug/L)	Trichlorofluoromethane (ug/L)	Vinyl Acetate (ug/L)	Vinyl Chloride (ug/L)	Xylene (ug/L)
MCL/ GWPS	1000	100			5			2	10000
4/27/01	0.24 U	0.22 U	0.13 U	0.14 U	1.00 U	0.18 U	--	--	--
9/4/01	0.24 U	1.00 U	0.13 U	0.14 U	2.05	0.18 U	--	--	--
3/12/02	0.24 U	1.00 U	0.13 U	0.14 U	2.97	0.18 U	--	--	--
9/16/02	1.00 U	1.00 U	0.13 U	0.14 U	1.54	0.18 U	--	--	--
6/2/03	0.24 U	1.00 U	0.13 U	0.14 U	1.70	0.18 U	--	--	--
10/8/03	1.00 U	1.00 U	0.13 U	1.00 U	2.19	0.18 U	--	1.68	--
3/23/04	0.24 U	1.00 U	0.13 U	1.00 U	1.94	0.18 U	--	1.29	--
9/20/04	1.00 U	0.45 U	0.24 U	0.30 U	2.02	0.36 U	--	1.49	--
4/5/05	0.32 U	0.45 U	0.24 U	1.00 U	1.53	0.36 U	--	1.43	--
9/21/05	0.32 U	0.45 U	0.24 U	0.30 U	1.00 U	0.36 U	--	0.32 U	--
4/4/06	0.32 U	0.45 U	0.24 U	0.30 U	1.87	0.36 U	--	1.00 U	--
9/25/06	0.32 U	1.00 U	0.24 U	0.30 U	2.24	0.36 U	--	1.15	--
4/17/07	0.32 U	1.00 U	0.24 U	0.30 U	1.93	0.36 U	--	1.06	--
10/3/07	0.32 U	1.00 U	0.24 U	0.30 U	2.08	0.36 U	--	2.02	--
3/25/08	0.28 U	0.50 U	0.08 U	--	1.96	0.07 U	--	1.37	--
9/23/08	0.50 U	0.50 U	0.13 U	--	1.45	0.10 U	--	1.39	--
3/9/09	0.12 U	0.58	0.13 U	--	1.87	0.10 U	--	1.65	--
9/21/09	1.00 U	0.58 U	1.00 U	1.00 U	1.83	1.00 U	--	2.12	--
7/29/10	1.00 U	1.00 U	1.00 U	5.00 U	2.00	1.00 U	1.00 U	2.00	--
9/15/10	2.00 U	2.00 U	2.00 U	2.00 U	1.07 U	2.00 U	2.00 U	2.78	--

Gude Landfill
Monitoring Location OB04A - Volatile Organic Compounds

Printed 12/10/21

	Toluene (ug/L)	trans-1,2-Dichloroethene (ug/L)	trans-1,3-Dichloropropene (ug/L)	trans-1,4-Dichloro-2-butene (ug/L)	Trichloroethene (ug/L)	Trichlorofluoromethane (ug/L)	Vinyl Acetate (ug/L)	Vinyl Chloride (ug/L)	Xylene (ug/L)
4/25/11	1.00 U	5.40	1.00 U	5.00 U	17.00	3.80	1.00 U	1.00 U	1.00 U
9/15/11	1.00 U	2.20	1.00 U	5.00 U	1.30	1.00 U	1.00 U	1.00 U	1.00 U
3/13/12	1.00 U	1.00 U	1.00 U	5.00 U	1.90	1.00 U	1.00 U	1.00 U	1.00 U
9/17/12	1.00 U	1.00 U	1.00 U	5.00 U	1.00 U	1.00 U	5.00 U	1.00 U	--
4/2/13	1.00 U	1.22	1.00 U	5.00 U	3.39	1.00 U	5.00 U	4.37	--
9/18/13	1.00 U	1.00 U	1.00 U	5.00 U	1.00 U	1.00 U	5.00 U	2.26	--
3/13/14	1.00 U	1.00 U	1.00 U	5.00 U	1.47	1.00 U	5.00 U	1.78	--
9/8/14	1.00 U	1.00 U	1.00 U	5.00 U	1.27	1.00 U	5.00 U	2.35	--
3/18/15	1.00 U	1.00 U	1.00 U	5.00 U	1.47	1.00 U	5.00 U	2.06	--
9/1/15	1.00 U	1.00 U	1.00 U	5.00 U	1.63	1.00 U	5.00 U	1.98	--
3/16/16	1.00 U	1.00 U	1.00 U	5.00 U	1.66	1.00 U	5.00 U	2.40	--
8/30/16	1.00 U	1.00 U	1.00 U	5.00 U	1.37	1.00 U	5.00 U	1.68	--
3/6/17	1.00 U	1.00 U	1.00 U	5.00 U	1.44	1.00 U	5.00 U	2.20	--
9/12/17	1.00 U	1.00 U	1.00 U	5.00 U	1.44	1.00 U	5.00 U	1.91	--
3/28/18	1.00 U	1.00 U	1.00 U	5.00 U	1.49	1.00 U	5.00 U	1.93	--
9/6/18	1.00 U	1.00 U	1.00 U	5.00 U	1.49	1.00 U	5.00 U	1.96	--
4/9/19	1.00 U	1.00 U	1.00 U	1.00 U	1.40	1.00 U	1.00 U	1.80	--
8/1/19	1.00 U	1.00 U	1.00 U	1.00 U	1.30	1.00 U	1.00 U	2.10	--
3/9/20	1.00 U	1.00 U	1.00 U	1.00 U	1.30	1.00 U	1.00 U	2.20	--
7/27/20	2.30	1.00 U	1.00 U	1.00 U	1.70	1.00 U	1.00 U	2.50	--
3/22/21	1.00 U	1.00 U	1.00 U	1.00 U	1.20	1.00 U	1.00 U	2.50	--
8/30/21	1.00 U	1.00 U	1.00 U	1.00 U	1.30	1.00 U	1.00 U	2.30	--

Gude Landfill
Monitoring Location OB06 - General Parameters

Printed 12/10/21

	Alkalinity (mg/L)	Ammonia Nitrogen (mg/L)	Chemical Oxygen Demand (mg/L)	Chloride (mg/L)	Cyanide, Total (mg/L)	Dissolved Oxygen, Field (mg/L)	Hardness (mg/L)	Nitrate (mg/L)	Nitrate+Nitrite (mg/L)	Nitrite (mg/L)	ORP, Field (mV)	pH, Field (SU)	pH, Lab (SU)	Phosphate (mg/L)
MCL/ GWPS					0.2			10		1				
4/27/01	--	--	--	348.9380	0.001 U	--	--	--	--	--	--	--	--	--
9/4/01	--	--	--	301.1230	0.003	--	--	--	--	--	--	--	--	--
3/12/02	--	--	--	307.3560	0.001 U	--	--	--	--	--	--	--	--	--
9/16/02	--	--	--	312.7100	0.001 U	--	--	--	--	--	--	--	--	--
6/2/03	--	--	--	--	0.012	--	--	--	--	--	--	--	--	0.028
10/8/03	--	--	--	--	0.012	--	--	--	--	--	--	--	--	0.023
3/24/04	--	--	--	--	0.009	--	--	--	--	--	--	--	--	0.025
9/21/04	--	--	--	--	0.007	--	--	--	--	--	--	--	--	0.028
4/6/05	--	--	--	--	0.005 U	--	--	--	--	--	--	--	--	0.017
9/21/05	--	--	--	--	0.009	--	--	--	--	--	--	--	--	0.027
4/5/06	--	--	--	--	0.005 U	--	--	--	--	--	--	--	--	0.026
9/26/06	--	--	--	--	0.001	--	--	--	--	--	--	--	--	0.028
4/18/07	--	--	--	--	0.005 U	--	--	--	--	--	--	--	--	0.030
10/2/07	--	--	--	--	0.010 U	--	--	--	--	--	--	--	--	0.055
3/25/08	--	--	--	--	--	--	--	--	--	--	--	--	--	--
9/23/08	--	--	--	--	--	--	--	--	--	--	--	--	--	--
9/21/09	150.0	0.20 U	68.0	356.0000	--	--	580.0	0.6869	--	--	--	--	--	--
7/26/10	--	--	--	--	0.050 U	--	--	--	--	--	--	--	--	--
9/20/10	220.0	0.20 U	31.5	360.0000	--	--	550.0	0.8700	1.06	0.19	--	--	--	--

Shaded concentrations represent MCL/GWPS exceedances

Printed on Recycled Paper

Gude Landfill
Monitoring Location OB06 - General Parameters

Printed 12/10/21

	Alkalinity (mg/L)	Ammonia Nitrogen (mg/L)	Chemical Oxygen Demand (mg/L)	Chloride (mg/L)	Cyanide, Total (mg/L)	Dissolved Oxygen, Field (mg/L)	Hardness (mg/L)	Nitrate (mg/L)	Nitrate+Nitrite (mg/L)	Nitrite (mg/L)	ORP, Field (mV)	pH, Field (SU)	pH, Lab (SU)	Phosphate (mg/L)
4/19/11	145.0	0.39	38.9	356.0000	--	--	553.0	0.7580	0.93	0.17	--	--	--	--
9/7/11	156.0	0.20 U	32.9	350.0000	--	--	552.0	0.7860	0.99	0.20	--	--	--	--
3/6/12	175.0	0.20 U	44.0	383.0000	--	--	582.0	0.7080	0.91	0.20	--	--	--	--
9/11/12	161.0	0.20 U	38.1	374.0000	--	--	566.0	0.6740	0.86	0.19	--	--	--	--
3/27/13	178.0	0.20 U	43.0	382.0000	--	0.06	582.0	0.5540	0.75	0.20	450.0	6.03	--	--
9/12/13	188.0	0.20 U	36.2	376.0000	--	0.04	584.0	0.5590	0.75	0.19	386.0	5.70	--	--
9/16/13	--	--	--	--	--	0.59	580.0	--	--	--	122.1	5.75	--	--
9/19/13	--	--	--	--	--	0.34	580.0	--	--	--	222.8	5.65	--	--
3/24/14	203.0	0.20 U	44.6	373.0000	--	0.04	632.0	0.4860	--	--	402.0	5.96	--	--
9/2/14	182.0	0.20 U	41.5	365.0000	--	1.21	584.0	0.6090	0.80	0.19	356.0	5.94	--	--
3/17/15	197.0	0.20 U	43.2	372.0000	--	0.00	586.0	0.5900	0.78	0.19	350.0	6.31	--	--
9/9/15	220.0	0.20 U	48.4	365.0000	--	--	572.0	0.5350	0.71	0.18	292.0	5.87	--	--
3/17/16	231.0	0.20 U	29.5	382.0000	--	0.00	576.0	0.4100	0.59	0.18	381.0	6.24	--	--
8/31/16	244.0	0.20 U	43.3	384.0000	--	--	560.0	0.3640	0.51	0.15	373.0	6.07	--	--
3/7/17	296.0	0.20 U	42.2	376.0000	--	--	592.0	0.2880	0.41	0.13	383.0	6.00	--	--
9/11/17	275.0	0.20 U	48.2	352.0000	--	0.98	670.0	0.2600	0.37	0.11	408.0	6.12	--	--
4/4/18	283.0	0.20 U	58.0	381.0000	--	--	588.0	0.2000 U	0.26	0.08	211.0	6.00	--	--
9/4/18	294.0	0.20 U	49.2	379.0000	--	--	307.0	0.2000 U	0.24	0.06	213.0	5.94	--	--
4/8/19	289.0	0.10 U	51.9	358.0000	--	0.77	600.0 B	0.2000 U	--	--	132.8	6.01	6.14	--
7/30/19	213.0	0.10 U	55.0	344.0000	--	0.73	586.0 B	0.2000 U	--	--	199.9	5.91	6.14	--
3/2/20	308.0	0.10 U	44.4	383.0000	--	0.47	554.0	0.3300	--	--	178.5	5.97	6.23	--
7/29/20	298.0	0.10 U	53.5	345.0000	--	1.16	584.0	0.2200	--	--	171.9	5.85	6.11	--

Gude Landfill
Monitoring Location OB06 - General Parameters

Printed 12/10/21

	Alkalinity (mg/L)	Ammonia Nitrogen (mg/L)	Chemical Oxygen Demand (mg/L)	Chloride (mg/L)	Cyanide, Total (mg/L)	Dissolved Oxygen, Field (mg/L)	Hardness (mg/L)	Nitrate (mg/L)	Nitrate+Nitrite (mg/L)	Nitrite (mg/L)	ORP, Field (mV)	pH, Field (SU)	pH, Lab (SU)	Phosphate (mg/L)
3/29/21	317.0	0.10 U	42.7	359.0000	--	0.46	544.0	0.2030	--	--	201.2	6.01	6.24	--
9/7/21	332.0	0.05 U	57.7	350.0000	--	0.78	573.0	0.1680	--	--	185.9	6.15	6.14	--

Gude Landfill
Monitoring Location OB06 - General Parameters

Printed 12/10/21

	Specific Conductivity, Field (uS/cm)	Specific Conductivity, Lab (umhos/cm)	Sulfate, total (mg/L)	Sulfide (mg/L)	Temperature, field (°C)	Total Dissolved Solids (mg/L)	Total Phenolics (mg/L)	Total Suspended Solids (mg/L)	Turbidity (NTU)	Turbidity, Field (NTU)
MCL/ GWPS										
4/27/01	--	--	--	--	--	--	--	--	1.600	--
9/4/01	--	--	--	--	--	--	--	--	3.400	--
3/12/02	--	--	--	--	--	--	--	--	2.430	--
9/16/02	--	--	--	--	--	--	--	--	3.100	--
6/2/03	--	--	--	--	--	--	0 U	--	1.700	--
10/8/03	--	--	--	--	--	--	0 U	--	--	--
3/24/04	--	--	--	--	--	--	0 U	--	--	--
9/21/04	--	--	--	--	--	--	0 U	--	--	--
4/6/05	--	--	--	--	--	--	0 U	--	--	--
9/21/05	--	--	--	--	--	--	0	--	--	--
4/5/06	--	--	--	--	--	--	0 U	--	--	--
9/26/06	--	--	--	--	--	--	0	--	--	--
4/18/07	--	--	--	--	--	--	0	--	--	--
10/2/07	--	--	--	--	--	--	0 U	--	--	--
3/25/08	--	--	--	--	--	--	0 U	--	--	--
9/23/08	--	--	--	--	--	--	0 U	--	--	--
9/21/09	--	--	82.90	--	--	1116.0	--	--	21.700	--
7/26/10	--	--	--	3.0 U	--	--	--	--	--	--
9/20/10	--	--	81.70	--	--	1784.0	--	--	3329.000	--

Gude Landfill

Monitoring Location OB06 - General Parameters

	Specific Conductivity, Field (uS/cm)	Specific Conductivity, Lab (umhos/cm)	Sulfate, total (mg/L)	Sulfide (mg/L)	Temperature, field (°C)	Total Dissolved Solids (mg/L)	Total Phenolics (mg/L)	Total Suspended Solids (mg/L)	Turbidity (NTU)	Turbidity, Field (NTU)
4/19/11	--	--	85.70	--	--	1192.0	--	--	3800.000	--
9/7/11	--	--	93.70	--	--	960.0	--	--	--	--
3/6/12	--	--	76.80	--	--	1156.0	--	--	--	--
9/11/12	--	--	89.60	--	--	1224.0	--	--	--	--
3/27/13	1.2	--	86.50	--	12.5	1124.0	--	--	--	44.60
9/12/13	1537.0	--	101.00	--	13.5	1150.0	--	--	--	38.50
9/16/13	1.0	--	--	--	12.9	--	--	--	4.300	7.93
9/19/13	1.4	--	--	--	10.4	--	--	--	1.400	11.70
3/24/14	1567.0	--	89.80	--	12.9	982.0	--	--	--	206.00
9/2/14	1490.0	--	92.60	--	14.2	1034.0	--	--	--	58.90
3/17/15	313.4	--	89.90	--	12.6	970.0	--	--	--	35.50
9/9/15	1618.0	--	102.00	--	15.7	913.0	--	--	--	36.40
3/17/16	1625.0	--	99.30	--	14.1	979.0	--	--	--	20.10
8/31/16	1670.0	--	102.00	--	18.3	1080.0	--	--	--	66.90
3/7/17	1615.0	--	91.50	--	13.6	919.0	--	--	--	40.10
9/11/17	1803.0	--	99.40	--	13.8	1020.0	--	--	--	29.60
4/4/18	1668.0	--	74.20	--	12.3	1010.0	--	--	--	38.90
9/4/18	1832.0	--	82.70	--	24.4	1110.0	--	--	--	149.80
4/8/19	2099.0	1760.0	99.60	--	14.0	1140.0	--	22.3	9.110	29.90
7/30/19	1479.0	1720.0	124.00	--	14.6	1150.0	--	16.3	8.590	9.70
3/2/20	1618.0	1770.0	114.00	--	14.3	1040.0	--	21.2	11.400	11.40
7/29/20	1531.0	1840.0	96.20	--	16.4	1060.0	--	105.0	21.100	58.10

Gude Landfill
Monitoring Location OB06 - General Parameters

Printed 12/10/21

	Specific Conductivity, Field (uS/cm)	Specific Conductivity, Lab (umhos/cm)	Sulfate, total (mg/L)	Sulfide (mg/L)	Temperature, field (°C)	Total Dissolved Solids (mg/L)	Total Phenolics (mg/L)	Total Suspended Solids (mg/L)	Turbidity (NTU)	Turbidity, Field (NTU)
3/29/21	1581.0	1860.0	106.00	--	13.9	1020.0	--	33.9	6.750	31.70
9/7/21	1589.0	1820.0	102.00	--	15.3	1040.0	--	250.0	38.900	64.20

Gude Landfill
Monitoring Location OB06 - Dissolved Metals

Printed 12/10/21

	Antimony, dissolved (mg/L)	Arsenic, dissolved (mg/L)	Barium, dissolved (mg/L)	Beryllium, dissolved (mg/L)	Cadmium, dissolved (mg/L)	Calcium, dissolved (mg/L)	Chromium, dissolved (mg/L)	Cobalt, dissolved (mg/L)	Copper, dissolved (mg/L)	Iron, dissolved (mg/L)	Lead, dissolved (mg/L)	Magnesium, dissolved (mg/L)	Manganese, dissolved (mg/L)	Mercury, dissolved (mg/L)
MCL/ GWPS	0.006	0.01	2	0.004	0.005		0.1				0.015			0.002
4/19/11	0.005 U	0.005 U	0.180	0.005 U	0.005 U	122.0	0.01 U	0.01	0.008	0.7	0.005 U	49.1	0.462	0.0002 U
9/7/11	--	--	--	--	--	--	--	--	--	--	--	--	--	--
3/6/12	0.005 U	0.005 U	0.184	0.005 U	0.005 U	145.0	0.01 U	0.01	0.009	0.7	0.005 U	60.4	0.517	0.0002 U
9/11/12	0.005 U	0.005 U	0.181	0.005 U	0.005 U	148.0	0.01 U	0.01 U	0.006	0.6	0.005 U	64.9	0.469	0.0002 U
3/27/13	0.005 U	0.005 U	0.188	0.005 U	0.005 U	139.0	0.01 U	0.01 U	0.016	0.9	0.005 U	56.3	0.474	0.0002 U
9/12/13	0.005 U	0.005 U	0.180	0.005 U	0.005 U	144.0	0.01 U	0.01 U	0.007	0.6	0.005 U	57.8	0.489	0.0002 U
9/16/13	--	--	--	--	--	--	--	--	--	--	--	--	--	--
9/19/13	--	--	--	--	--	--	--	--	--	--	--	--	--	--
3/24/14	0.005 U	0.005 U	0.190	0.005 U	0.005 U	144.0	0.01 U	0.01 U	0.007	0.9	0.005 U	60.2	0.522	0.0002 U
9/2/14	0.005 U	0.005 U	0.194	0.005 U	0.005 U	137.0	0.01 U	0.01 U	0.008	0.8	0.005 U	57.0	0.504	0.0002 U
3/17/15	0.002 U	0.005	0.170	0.002 U	0.004 U	150.0	0.01 U	0.01 U	0.004 J	0.0 U	0.002 U	57.0	0.470	0.0002 U
9/9/15	0.001 U	0.005	0.170	0.001 U	0.001 U	140.0	0.01 U	0.01 U	0.005 U	0.0 U	0.001 U	59.0	0.570	0.0002 U
3/17/16	0.002 U	0.003	0.192	0.002 U	0.002 U	140.0	0.00 U	0.00	0.005	0.9	0.002 U	58.4	0.560	0.0002 U
8/31/16	0.002 U	0.004	0.204	0.002 U	0.002 U	140.0	0.00 U	0.00	0.005	0.8	0.002 U	59.4	0.576	0.0002 U
3/7/17	0.002 U	0.005	0.180	0.002 U	0.002 U	149.0	0.01	0.00	0.013	0.9	0.002 U	61.8	0.575	0.0002 U
9/11/17	0.002 U	0.002	0.194	0.002 U	0.002 U	147.0	0.00	0.00	0.004	0.7	0.002 U	61.5	0.566	0.0002 U
4/4/18	0.002 U	0.005	0.185	0.002 U	0.002 U	145.0	0.01	0.00	0.004	0.1 U	0.002 U	58.6	0.510	0.0002 U
9/4/18	0.002 U	0.004	0.176	0.002 U	0.002 U	150.0	0.01	0.00	0.004	0.1 U	0.002 U	58.8	0.481	0.0002 U

Gude Landfill

Printed 12/10/21

Monitoring Location OB06 - Dissolved Metals

	Nickel, dissolved (mg/L)	Potassium, dissolved (mg/L)	Selenium, dissolved (mg/L)	Silver, dissolved (mg/L)	Sodium, dissolved (mg/L)	Thallium, dissolved (mg/L)	Vanadium, dissolved (mg/L)	Zinc, dissolved (mg/L)
MCL/ GWPS			0.05			0.002		
4/19/11	0.01	4.6	0.015	0.01 U	70.3	0.005 U	0.01 U	0.024
9/7/11	0.01	--	--	--	--	--	--	--
3/6/12	0.02	4.6	0.012	0.01 U	78.7	0.005 U	0.01 U	0.022
9/11/12	0.02	4.8	0.016	0.01 U	95.8	0.005 U	0.01 U	0.018
3/27/13	0.01	6.3	0.016	0.01 U	92.5	0.005 U	0.01 U	0.020
9/12/13	0.01	4.7	0.013	0.01 U	93.4	0.005 U	0.01 U	0.018
9/16/13	0.01	--	--	--	--	--	--	--
9/19/13	0.01	--	--	--	--	--	--	--
3/24/14	0.01	4.8	0.012	0.01 U	104.0	0.005 U	0.01 U	0.019
9/2/14	0.01	4.4	0.015	0.01 U	93.5	0.005 U	0.01 U	0.026
3/17/15	0.01	4.3	0.015 J	0.01 U	100.0	0.002 U	0.01 U	0.016
9/9/15	0.01 U	4.9	0.016	0.00 U	110.0	0.001 U	0.01 U	0.015
3/17/16	0.01	4.2	0.012	0.00 U	114.0	0.001 U	0.00 U	0.013
8/31/16	0.01	4.5	0.015	0.00 U	113.0	0.001 U	0.00 U	0.012
3/7/17	0.02	4.2	0.020	0.00 U	126.0	0.001 U	0.00	0.015
9/11/17	0.01	4.3	0.010	0.00 U	127.0	0.001 U	0.00 U	0.012
4/4/18	0.01	4.4	0.015	0.00 U	131.0	0.001 U	0.00	0.011
9/4/18	0.01	4.8	0.016	0.00 U	129.0	0.001 U	0.00 U	0.013

Gude Landfill
Monitoring Location OB06 - Total Metals

Printed 12/10/21

	Antimony, total (mg/L)	Arsenic, total (mg/L)	Barium, total (mg/L)	Beryllium, total (mg/L)	Boron, total (mg/L)	Cadmium, total (mg/L)	Calcium, total (mg/L)	Chromium, total (mg/L)	Cobalt, total (mg/L)	Copper, total (mg/L)	Iron, total (mg/L)	Lead, total (mg/L)
MCL/ GWPS	0.006	0.01	2	0.004		0.005		0.1				0.015
4/27/01	0.0005 U	0.0020 U	0.1469	0.0017 U	--	0.0020 U	--	0.0037	0.0026	0.0085	--	0.00200 U
9/4/01	0.0020 U	0.0020	0.1568	0.0017 U	--	0.0020 U	--	0.0012 U	0.0030	0.0089	--	0.00200 U
3/12/02	0.0005 U	0.0038	0.1545	0.0017 U	--	0.0020 U	--	0.0020 U	0.0029	0.0082	--	0.00200 U
9/16/02	0.0007 U	0.0125	0.1651	0.0004 U	--	0.0020	--	0.0043	0.0032	0.0098	--	0.00230
6/2/03	0.0014 U	0.0040 U	0.2120	0.0008 U	--	0.0040 U	--	0.0010 U	0.0045	0.0094	--	0.00400 U
10/8/03	0.0009 U	0.0020 U	0.1657	0.0016 U	--	0.0007 U	--	0.0005 U	0.0032	0.0100 U	--	0.00200 U
3/24/04	0.0009 U	0.0020 U	0.1792	0.0016 U	--	0.0007 U	--	0.0005 U	0.0043	0.0100 U	--	0.00200 U
9/21/04	0.0028 U	0.0020 U	0.1979	0.0012 U	--	0.0020 U	--	0.0020 U	0.0043	0.0125	--	0.00200 U
4/6/05	0.0028 U	0.0020 U	0.2335	0.0012 U	--	0.0020 U	--	0.0020 U	0.0039	0.0138	--	0.00060 U
9/21/05	0.0033	0.0020 U	0.1901	0.0012 U	--	0.0020 U	--	0.0020 U	0.0050	0.0204	--	0.00280
4/5/06	0.0012 U	0.0040 U	0.2245	0.0014 U	--	0.0040 U	--	0.0040 U	0.0047	0.0082	--	0.00200
9/26/06	0.0007 U	0.0030	0.2017	0.0009 U	--	0.0020 U	--	0.0104	0.0063	0.0192	--	0.00480
4/18/07	0.0034	0.0027	0.1950	0.0009 U	0.027	--	--	0.0020 U	0.0049	0.0083	--	0.00200 U
10/2/07	0.0070 U	0.0080 U	0.4262	0.0090 U	0.200 U	--	--	0.0768	0.0251	0.1077	--	0.04910
3/25/08	0.0005 U	0.0027	0.1607	0.0010 U	0.067	--	--	0.0020 U	0.0052	0.0096	--	0.00200 U
9/23/08	0.0010 U	0.0040 U	0.1700	0.0020 U	0.078	--	--	0.0016 U	0.0052	0.0101	--	0.00400 U
3/10/09	0.0010 U	0.0100 U	0.1941	0.0012 U	0.133	--	--	0.0127	0.0100 U	0.0117	--	0.01000 U
9/21/09	0.0020 U	0.0032	0.1960	0.0020 U	--	0.0020 U	148.00	0.0021	0.0059	0.0116	1.7000	0.00200 U
7/26/10	0.0010 U	0.0037	0.2200	0.0008 J	--	0.0010 U	--	0.0250	0.0094	0.0430	--	0.01500
9/20/10	0.0050 U	0.0067	0.5070	0.0050 U	--	0.0050 U	126.00	0.1270	0.0326	0.2070	111.0000	0.05030
4/19/11	0.0050 U	0.0050 U	0.5360	0.0050 U	--	0.0050 U	145.00 J	0.0199	0.0101	0.0444	15.5000	0.04740
9/7/11	0.0050 U	0.0050 U	0.1950	0.0050 U	--	0.0050 U	137.50	0.0050 U	0.0050 U	0.0068	1.0500	0.00500 U
3/6/12	0.0050 U	0.0050 U	0.2210	0.0050 U	--	0.0050 U	142.00	0.0133	0.0069	0.0309	12.2000	0.00810

Shaded concentrations represent MCL/GWPS exceedances

Printed on Recycled Paper

Gude Landfill
Monitoring Location OB06 - Total Metals

Printed 12/10/21

	Antimony, total (mg/L)	Arsenic, total (mg/L)	Barium, total (mg/L)	Beryllium, total (mg/L)	Boron, total (mg/L)	Cadmium, total (mg/L)	Calcium, total (mg/L)	Chromium, total (mg/L)	Cobalt, total (mg/L)	Copper, total (mg/L)	Iron, total (mg/L)	Lead, total (mg/L)
9/11/12	0.0050 U	0.0050 U	0.1900	0.0050 U	--	0.0050 U	148.00	0.0063	0.0066	0.0150	5.0700	0.00500 U
3/27/13	0.0050 U	0.0050 U	0.1960	0.0050 U	--	0.0050 U	135.00	0.0050 U	0.0050 U	0.0158	1.1700	0.00500 U
9/12/13	0.0050 U	0.0050 U	0.1800	0.0050 U	--	0.0050 U	136.00	0.0050 U	0.0050 U	0.0091	1.4000	0.00500 U
9/16/13	0.0050 U	0.0006 J	0.1800	0.0010 U	--	0.0010 U	140.00	0.0010 U	0.0051	0.0036	10.0000 U	0.00100 U
9/19/13	0.0050 U	0.0010 U	0.1700	0.0010 U	--	0.0010 U	140.00	0.0010 U	0.0052	0.0033	0.1300	0.00100 U
3/24/14	0.0050 U	0.0050 U	0.2050	0.0050 U	--	0.0050 U	146.00	0.0073	0.0057	0.0164	7.3000	0.00500 U
9/2/14	0.0050 U	0.0050 U	0.1930	0.0050 U	--	0.0050 U	130.00	0.0050 U	0.0050 U	0.0106	2.6900	0.00500 U
3/17/15	0.0020 U	0.0047	0.1700	0.0020 U	--	0.0040 U	140.00	0.0100 U	0.0100 U	0.0051 J	0.6400	0.00200 U
9/9/15	0.0010 U	0.0059	0.1700	0.0010 U	--	0.0005 U	140.00	0.0050 U	0.0050 J	0.0050 U	1.5000	0.00100 U
3/17/16	0.0020 U	0.0027	0.1930	0.0020 U	--	0.0020 U	90.80	0.0027	0.0046	0.0050	1.0400	0.00200 U
8/31/16	0.0050 U	0.0050 U	0.1990	0.0050 U	--	0.0050 U	136.00	0.0050 U	0.0050 U	0.0075	1.7500	0.00500 U
3/7/17	0.0050 U	0.0050 U	0.1950	0.0050 U	--	0.0050 U	148.00	0.0050 U	0.0053	0.0138	1.8700	0.00500 U
9/11/17	0.0050 U	0.0050 U	0.2010	0.0050 U	--	0.0050 U	144.00	0.0050 U	0.0051	0.0111	3.8100	0.00500 U
4/4/18	0.0050 U	0.0050	0.1930	0.0050 U	--	0.0050 U	141.00	0.0050 U	0.0050 U	0.0061	1.0700	0.00500 U
9/4/18	0.0050 U	0.0056	0.2020	0.0050 U	--	0.0050 U	73.20	0.0065	0.0057	0.0253	3.6300	0.00500 U
4/8/19	0.0010 U	0.0010 U	0.1710	0.0010 U	--	0.0010 U	127.00	0.0053	0.0048	0.0067	0.8360	0.00100 U
7/30/19	0.0010 U	0.0010 U	0.1720	0.0010 U	--	0.0010 U	132.00 B	0.0043	0.0047	0.0147	0.7410	0.00100 U
3/2/20	0.0010 U	0.0010 U	0.1760	0.0010 U	--	0.0010 U	136.00	0.0028	0.0048	0.0070	1.4000	0.00100 U
7/29/20	0.0010 U	0.0010 U	0.1810	0.0010 U	--	0.0010 U	127.00	0.0069	0.0052	0.0074	1.6300	0.00105
3/29/21	0.0010 U	0.0010 U	0.1640	0.0010 U	--	0.0010 U	120.00	0.0021	0.0044	0.0073	1.2700	0.00100 U
9/7/21	0.0010 U	0.0010 U	0.1860	0.0010 U	--	0.0010 U	127.00	0.0122	0.0053	0.0096	3.9800	0.00221

Gude Landfill
Monitoring Location OB06 - Total Metals

Printed 12/10/21

	Magnesium, total (mg/L)	Manganese, total (mg/L)	Mercury, total (mg/L)	Nickel, total (mg/L)	Potassium, total (mg/L)	Selenium, total (mg/L)	Silver, total (mg/L)	Sodium, total (mg/L)	Thallium, total (mg/L)	Tin, total (mg/L)	Vanadium, total (mg/L)
MCL/ GWPS			0.002			0.05			0.002		
4/27/01	--	0.18430	0.000200 U	0.0100 U	--	0.00350	0.0044 U	--	0.0009 U	0.2000 U	0.00070 U
9/4/01	--	0.21010	0.000200 U	0.0100	--	0.00700	0.0044 U	--	0.0009 U	0.2000 U	0.00070 U
3/12/02	--	0.19740	0.000200	0.0102	--	0.01230	0.0044 U	--	0.0009 U	0.2000 U	0.00070 U
9/16/02	--	0.18850	0.000200	0.0117	--	0.03670	0.0096 U	--	0.0010 U	0.0008 U	0.00200 U
6/2/03	--	0.35200	0.000200	0.0141	--	0.00870	0.0192 U	--	0.0020 U	0.0008 U	0.00060 U
10/8/03	--	0.25440	0.000200 U	0.0086	--	0.00410	0.0022 U	--	0.0004 U	0.0003 U	0.00040 U
3/24/04	--	0.29950	0.000200	0.0111	--	0.00500	0.0022 U	--	0.0004 U	0.0003 U	0.00040 U
9/21/04	--	0.38570	0.000200	0.0118	--	0.00610	0.0018 U	--	0.0006 U	0.0003 U	0.00200 U
4/6/05	--	0.38130	0.000200	0.0106	--	0.00600	0.0018 U	--	0.0006 U	0.0050 U	0.00040 U
9/21/05	--	0.41550	0.000200	0.0126	--	0.00490	0.0200 U	--	0.0006 U	0.0050 U	0.00200 U
4/5/06	--	0.41810	0.000200	0.0138	--	0.01180	0.0008 U	--	0.0008 U	0.0050 U	0.00080 U
9/26/06	--	0.49540	0.000200	0.0204	--	0.00880	--	--	0.0007 U	0.0050 U	0.00690
4/18/07	--	--	0.000200	0.0139	--	0.00940	0.0005 U	--	0.0007 U	0.0500 U	0.00070 U
10/2/07	--	--	0.000500	0.0805	--	0.02000 U	0.0050 U	--	0.0070 U	0.0020 U	0.07240
3/25/08	--	--	0.000300	0.0129	--	0.00950	0.0020 U	--	0.0006 U	0.0500 U	0.00060 U
9/23/08	--	--	0.000200	0.0129	--	0.00880	0.0016 U	--	0.0012 U	0.0011 U	0.00120 U
3/10/09	--	--	0.000200	0.0200	--	0.01000 U	0.0043 U	--	0.0008 U	0.0011 U	0.01000 U
9/21/09	56.600	0.48200	0.000200	0.0166	4.820	0.01470	0.0020 U	83.30	0.0020 U	--	0.00100 U
7/26/10	--	--	0.001900	0.0290	--	0.00100 U	0.0027	--	0.0010 U	0.0050 U	0.02500
9/20/10	78.800	1.57000	0.001490	0.1310	28.800	0.02300	0.0050 U	70.40	0.0050 U	--	0.13300
4/19/11	63.000	0.86200	0.008520	0.0245	6.200	0.02010	0.0050 U	80.30	0.0050 U	--	0.02130
9/7/11	55.900	0.48700	0.000870	--	4.720	0.01220	0.0050 U	81.00	0.0050 U	--	0.00500 U
3/6/12	61.300	0.59200	0.000540	0.0128	7.390	0.01210	0.0050 U	94.30	0.0050 U	--	0.01480

Shaded concentrations represent MCL/GWPS exceedances

Printed on Recycled Paper

Gude Landfill
Monitoring Location OB06 - Total Metals

Printed 12/10/21

	Magnesium, total (mg/L)	Manganese, total (mg/L)	Mercury, total (mg/L)	Nickel, total (mg/L)	Potassium, total (mg/L)	Selenium, total (mg/L)	Silver, total (mg/L)	Sodium, total (mg/L)	Thallium, total (mg/L)	Tin, total (mg/L)	Vanadium, total (mg/L)
9/11/12	61.100	0.58900	0.000407	0.0126	5.520	0.01510	0.0050 U	88.70	0.0050 U	--	0.00500 U
3/27/13	55.300	0.49600	0.000200 U	0.0121	6.200	0.01690	0.0050 U	92.20	0.0050 U	--	0.00500 U
9/12/13	54.700	0.48100	0.000200 U	0.0112	4.750	0.01240	0.0050 U	87.30	0.0050 U	--	0.00500 U
9/16/13	55.000	0.56000	0.000120 J	--	4.300	0.00100 U	0.0010 U	95.00	0.0010 U	--	0.00500 U
9/19/13	57.000	0.52000	0.000150 J	--	3.900	0.00100 U	0.0010 U	98.00	0.0010 U	--	0.00500 U
3/24/14	61.900	0.55700	0.000510	0.0151	5.570	0.01170	0.0050 U	105.00	0.0050 U	--	0.00736
9/2/14	55.500	0.49400	0.000200 U	0.0129	4.680	0.01340	0.0050 U	91.00	0.0050 U	--	0.00500 U
3/17/15	55.000	0.47000	0.000200 U	0.0140	4.400	0.01400 J	0.0100 U	100.00	0.0020 U	--	0.01000 U
9/9/15	58.000	0.58000	0.000230	0.0100 U	5.100	0.01700	0.0010 U	110.00	0.0010 U	--	0.00500 U
3/17/16	56.200	0.56800	0.000200 U	0.0104	4.130	0.01210	0.0002	125.00	0.0010 U	--	0.00200 U
8/31/16	56.700	0.55800	0.000200 U	0.0112	4.350	0.01070	0.0050 U	108.00	0.0050 U	--	0.00500 U
3/7/17	60.500	0.58200	0.000200 U	0.0163	4.390	0.02110	0.0050 U	124.00	0.0050 U	--	0.00501
9/11/17	59.000	0.67700	0.000200 U	0.0130	4.890	0.00848	0.0050 U	120.00	0.0050 U	--	0.00500 U
4/4/18	57.100	0.49700	0.000200 U	0.0122	4.690	0.01310	0.0050 U	124.00	0.0050 U	--	0.00500 U
9/4/18	30.200	0.62700	0.000224	0.0202	4.830	0.02310	0.0050 U	66.80	0.0050 U	--	0.00500 U
4/8/19	68.600	0.60800	0.000252	0.0125	4.500	0.00100 U	0.0010 U	155.00	0.0010 U	--	0.00105
7/30/19	62.400	0.62600	0.000148	0.0112	4.200	0.00100 U	0.0010 U	139.00 B	0.0010 U	--	0.00100 U
3/2/20	60.400	0.63300	0.000227	0.0110	4.520	0.00100 U	0.0010 U	158.00	0.0010 U	--	0.00141
7/29/20	65.100	0.67200	0.000379	0.0130	4.830	0.00100 U	0.0010 U	145.00	0.0010 U	--	0.00169
3/29/21	59.100	0.58800	0.000326	0.0091	4.430	0.00100 U	0.0010 U	132.00	0.0010 U	--	0.00157
9/7/21	61.800	0.67300	0.000594	0.0171	5.140	0.00100 U	0.0016	138.00	0.0010 U	--	0.00384

Gude Landfill
Monitoring Location OB06 - Total Metals

Printed 12/10/21

	Zinc, total (mg/L)
MCL/ GWPS	
4/27/01	--
9/4/01	--
3/12/02	--
9/16/02	--
6/2/03	--
10/8/03	--
3/24/04	--
9/21/04	--
4/6/05	--
9/21/05	--
4/5/06	--
9/26/06	--
4/18/07	0.03600
10/2/07	0.27890
3/25/08	0.03100
9/23/08	0.03210
3/10/09	0.04140
9/21/09	0.03210
7/26/10	0.08900
9/20/10	0.37200
4/19/11	0.09970
9/7/11	0.02130
3/6/12	0.05450

Gude Landfill
Monitoring Location OB06 - Total Metals

Printed 12/10/21

Zinc, total (mg/L)

9/11/12	0.03850
3/27/13	0.02100
9/12/13	0.02080
9/16/13	2.00000 U
9/19/13	0.01900 J
3/24/14	0.03570
9/2/14	0.02830
3/17/15	0.01900
9/9/15	0.02200
3/17/16	0.01280
8/31/16	0.01620
3/7/17	0.01940
9/11/17	0.06550
4/4/18	0.02700
9/4/18	0.04110
4/8/19	0.02050
7/30/19	0.01560
3/2/20	0.01820
7/29/20	0.01920
3/29/21	0.02580
9/7/21	0.03100

Gude Landfill

Printed 12/10/21

Monitoring Location OB06 - Volatile Organic Compounds

	1,1,1,2-Tetrachloroethane (ug/L)	1,1,1-Trichloroethane (ug/L)	1,1,2-Tetrachloroethane (ug/L)	1,1,2-Trichloroethane (ug/L)	1,1-Dichloroethane (ug/L)	1,1-Dichloroethene (ug/L)	1,1-Dichloropropene (ug/L)	1,2,3-Trichloropropane (ug/L)	1,2-Dibromo-3-chloropropane (ug/L)	1,2-Dibromoethane (ug/L)	1,2-Dichlorobenzene (ug/L)	1,2-Dichloroethane (ug/L)	1,2-Dichloropropane (ug/L)	1,3-Dichloropropane (ug/L)	1,4-Dichlorobenzene (ug/L)
MCL/ GWPS	200		5		7				0.2	0.05	600	5	5		75
4/27/01	0.18 U	0.15 U	0.23 U	0.22 U	0.19 U	0.15 U	0.22 U	0.21 U	1.00 U	0.20 U	10.00 U	0.17 U	0.21 U	0.19 U	10.00 U
9/4/01	0.18 U	0.15 U	0.23 U	0.22 U	0.19 U	0.15 U	0.22 U	0.21 U	0.14 U	0.20 U	10.00 U	0.17 U	0.21 U	0.19 U	10.00 U
3/12/02	0.18 U	0.15 U	0.23 U	0.22 U	0.19 U	0.15 U	0.22 U	0.21 U	0.14 U	1.00 U	10.00 U	0.17 U	0.21 U	0.19 U	10.00 U
9/16/02	0.18 U	0.15 U	0.23 U	0.22 U	0.19 U	0.15 U	0.22 U	0.21 U	0.14 U	0.20 U	10.00 U	0.17 U	0.21 U	0.19 U	10.00 U
6/2/03	0.18 U	0.15 U	0.23 U	0.22 U	0.19 U	0.15 U	0.22 U	0.21 U	0.14 U	0.20 U	10.00 U	0.17 U	0.21 U	0.19 U	10.00 U
10/8/03	0.18 U	0.15 U	0.23 U	0.22 U	0.19 U	0.15 U	0.22 U	0.21 U	1.00 U	0.20 U	1.00 U	0.17 U	0.21 U	0.19 U	1.46
3/24/04	0.18 U	0.15 U	0.23 U	0.22 U	0.19 U	0.15 U	0.22 U	0.21 U	1.00 U	0.20 U	10.00 U	0.17 U	0.21 U	0.19 U	10.00 U
9/21/04	0.13 U	0.24 U	0.44 U	0.25 U	0.27 U	0.37 U	0.35 U	0.40 U	0.33 U	0.28 U	10.00 U	0.27 U	0.34 U	0.33 U	10.00 U
4/6/05	0.13 U	0.24 U	0.44 U	0.25 U	0.27 U	0.37 U	0.35 U	0.40 U	1.00 U	0.28 U	10.00 U	0.27 U	0.34 U	0.33 U	10.00 U
9/21/05	0.13 U	0.24 U	0.44 U	0.25 U	0.27 U	0.37 U	0.35 U	0.40 U	0.33 U	0.28 U	10.00 U	0.27 U	0.34 U	0.33 U	10.00 U
4/5/06	0.13 U	0.24 U	0.44 U	0.25 U	0.27 U	0.37 U	0.35 U	0.40 U	0.33 U	1.00 U	10.00 U	0.27 U	0.34 U	0.33 U	10.00 U
9/26/06	0.13 U	0.24 U	0.44 U	0.25 U	0.27 U	0.37 U	0.35 U	0.40 U	0.33 U	0.28 U	11.00 U	0.27 U	0.34 U	0.33 U	11.00 U
4/18/07	0.13 U	0.24 U	0.44 U	0.25 U	0.27 U	0.37 U	0.35 U	0.40 U	0.33 U	0.28 U	10.00 U	0.27 U	0.34 U	0.33 U	10.00 U
10/2/07	0.13 U	0.24 U	0.44 U	0.25 U	0.27 U	0.37 U	0.35 U	0.40 U	0.33 U	0.28 U	10.00 U	0.27 U	0.34 U	0.33 U	10.00 U
3/25/08	0.18 U	0.18 U	0.21 U	0.23 U	0.22 U	0.18 U	0.26 U	0.14 U	0.24 U	0.16 U	10.00 U	0.18 U	0.17 U	0.20 U	1.03
9/23/08	0.12 U	0.17 U	0.14 U	0.17 U	0.14 U	0.15 U	0.13 U	0.17 U	0.20 U	0.08 U	0.50 U	0.13 U	0.15 U	0.13 U	10.00 U
3/10/09	0.12 U	0.17 U	0.14 U	0.17 U	0.50 U	0.15 U	0.13 U	0.17 U	0.20 U	0.08 U	10.00 U	0.13 U	0.15 U	0.13 U	10.00 U
9/21/09	1.00 U	1.00 U	1.00 U	1.00 U	1.00 U	1.00 U	1.00 U	1.00 U	1.00 U	1.00 U	1.00 U	1.00 U	1.00 U	1.00 U	1.43
7/26/10	1.00 U	1.00 U	1.00 U	1.00 U	1.00 U	1.00 U	1.00 U	1.00 U	10.00 U	1.00 U	1.00 U	1.00 U	1.00 U	1.00 U	1.00 U
9/20/10	2.00 U	2.00 U	2.00 U	2.00 U	2.00 U	2.00 U	2.00 U	2.00 U	2.00 U	2.00 U	2.00 U	2.00 U	2.00 U	2.00 U	0.93 J

Gude Landfill

Printed 12/10/21

Monitoring Location OB06 - Volatile Organic Compounds

	1,1,1,2-Tetrachloroethane (ug/L)	1,1,1-Trichloroethane (ug/L)	1,1,1,2,2-Tetrachloroethane (ug/L)	1,1,1,2-Trichloroethane (ug/L)	1,1-Dichloroethane (ug/L)	1,1-Dichloroethene (ug/L)	1,1-Dichloropropene (ug/L)	1,2,3-Trichloropropane (ug/L)	1,2-Dibromo-3-chloropropane (ug/L)	1,2-Dibromoethane (ug/L)	1,2-Dichlorobenzene (ug/L)	1,2-Dichloroethane (ug/L)	1,2-Dichloropropane (ug/L)	1,3-Dichloropropane (ug/L)	1,4-Dichlorobenzene (ug/L)	
4/19/11	1.00 U	1.00 U	1.00 U	1.00 U	1.00 U	1.00 U	--	1.00 U	1.00 U	1.00 U	1.00 U	1.00 U	1.00 U	1.00 U	--	1.00 U
9/7/11	1.00 U	1.00 U	1.00 U	1.00 U	1.00 U	1.00 U	--	1.00 U	1.00 U	1.00 U	1.00 U	1.00 U	1.00 U	1.00 U	--	1.00 U
3/6/12	1.00 U	1.00 U	1.00 U	1.00 U	1.00 U	1.00 U	--	1.00 U	1.00 U	1.00 U	1.00 U	1.00 U	1.00 U	1.00 U	--	1.00 U
9/11/12	1.00 U	1.00 U	1.00 U	1.00 U	1.00 U	1.00 U	1.00 U	1.00 U	1.00 U	1.00 U	1.00 U	1.00 U	1.00 U	1.00 U	1.00 U	1.00 U
3/27/13	1.00 U	1.00 U	1.00 U	1.00 U	1.00 U	1.00 U	1.00 U	1.00 U	1.00 U	1.00 U	1.00 U	1.00 U	1.00 U	1.00 U	1.00 U	1.66
9/12/13	1.00 U	1.00 U	1.00 U	1.00 U	1.00 U	1.00 U	1.00 U	1.00 U	1.00 U	1.00 U	1.00 U	1.00 U	1.00 U	1.00 U	1.00 U	1.21
3/24/14	1.00 U	1.00 U	1.00 U	1.00 U	1.00 U	1.00 U	1.00 U	1.00 U	1.00 U	1.00 U	--	1.00 U	1.00 U	1.00 U	1.00 U	1.42
9/2/14	1.00 U	1.00 U	1.00 U	1.00 U	1.00 U	1.00 U	1.00 U	1.00 U	1.00 U	1.00 U	1.00 U	1.00 U	1.00 U	1.00 U	1.00 U	1.26
3/17/15	1.00 U	1.00 U	1.00 U	1.00 U	1.00 U	1.00 U	1.00 U	1.00 U	1.00 U	1.00 U	1.00 U	1.00 U	1.00 U	1.00 U	1.00 U	1.35
9/9/15	1.00 U	1.00 U	1.00 U	1.00 U	1.00 U	1.00 U	1.00 U	1.00 U	1.00 U	1.00 U	1.00 U	1.00 U	1.00 U	1.00 U	1.00 U	1.12
3/17/16	1.00 U	1.00 U	1.00 U	1.00 U	1.00 U	1.00 U	1.00 U	1.00 U	1.00 U	1.00 U	1.00 U	1.00 U	1.00 U	1.00 U	1.00 U	1.33
8/31/16	1.00 U	1.00 U	1.00 U	1.00 U	1.00 U	1.00 U	1.00 U	1.00 U	1.00 U	1.00 U	1.00 U	1.00 U	1.00 U	1.00 U	1.00 U	1.29
3/7/17	1.00 U	1.00 U	1.00 U	1.00 U	1.00 U	1.00 U	1.00 U	1.00 U	1.00 U	1.00 U	1.00 U	1.00 U	1.00 U	1.00 U	1.00 U	1.00 U
9/11/17	1.00 U	1.00 U	1.00 U	1.00 U	1.00 U	1.00 U	1.00 U	1.00 U	1.00 U	1.00 U	1.00 U	1.00 U	1.00 U	1.00 U	1.00 U	1.00 U
4/4/18	1.00 U	1.00 U	1.00 U	1.00 U	1.00 U	1.00 U	1.00 U	1.00 U	1.00 U	1.00 U	1.00 U	1.00 U	1.00 U	1.00 U	1.00 U	1.32
9/4/18	1.00 U	1.00 U	1.00 U	1.00 U	1.00 U	1.00 U	1.00 U	1.00 U	1.00 U	1.00 U	1.00 U	1.00 U	1.00 U	1.00 U	1.00 U	1.00 U
4/8/19	1.00 U	1.00 U	1.00 U	1.00 U	1.00 U	1.00 U	1.00 U	1.00 U	1.00 U	1.00 U	1.00 U	1.00 U	1.00 U	1.00 U	1.00 U	1.00 J
7/30/19	1.00 U	1.00 U	1.00 U	1.00 U	1.00 U	1.00 U	1.00 U	1.00 U	1.00 U	1.00 U	1.00 U	1.00 U	1.00 U	1.00 U	1.00 U	1.00 U
3/2/20	1.00 U	1.00 U	1.00 U	1.00 U	1.00 U	1.00 U	1.00 U	1.00 U	1.00 U	1.00 U	1.00 U	1.00 U	1.00 U	1.00 U	1.00 U	1.10
7/29/20	1.00 U	1.00 U	1.00 U	1.00 U	1.00 U	1.00 U	1.00 U	1.00 U	0.05 U	0.02 U	1.00 U	1.00 U	1.00 U	1.00 U	1.00 U	1.00 J
3/29/21	1.00 U	1.00 U	1.00 U	1.00 U	1.00 U	1.00 U	1.00 U	1.00 U	0.05 U	0.02 U	1.00 U	1.00 U	1.00 U	1.00 U	1.00 U	1.00 U
9/7/21	1.00 U	1.00 U	1.00 U	1.00 U	1.00 U	1.00 U	1.00 U	1.00 U	0.05 U	0.02 U	1.00 U	1.00 U	1.00 U	1.00 U	1.00 U	1.10

Gude Landfill
Monitoring Location OB06 - Volatile Organic Compounds

Printed 12/10/21

	2,2-Dichloropropane (ug/L)	2-Butanone (ug/L)	2-Hexanone (ug/L)	4-Methyl-2-Pentanone (ug/L)	Acetone (ug/L)	Acrylonitrile (ug/L)	Benzene (ug/L)	Bromochloromethane (ug/L)	Bromodichloromethane (ug/L)	Bromoform (ug/L)	Bromomethane (ug/L)	Carbon Disulfide (ug/L)	Carbon Tetrachloride (ug/L)	Chlorobenzene (ug/L)	Chloroethane (ug/L)
MCL/ GWPS							5	80	80				5	100	
4/27/01	0.11 U	--	0.18 U	--	0.15 U	--	1.00 U	0.20 U	0.18 U	0.14 U	0.15 U	0.38 U	0.15 U	1.00 U	0.20 U
9/4/01	0.11 U	--	0.18 U	--	0.15 U	--	1.00 U	0.20 U	0.18 U	0.14 U	1.00 U	0.38 U	0.15 U	0.28 U	0.20 U
3/12/02	0.11 U	--	0.18 U	--	0.15 U	--	0.21 U	0.20 U	0.18 U	0.14 U	0.15 U	0.38 U	0.15 U	0.28 U	0.20 U
9/16/02	0.11 U	--	0.18 U	--	0.15 U	--	0.21 U	0.20 U	0.18 U	0.14 U	0.15 U	0.38 U	0.15 U	0.28 U	0.20 U
6/2/03	0.11 U	--	0.18 U	--	0.15 U	--	1.00 U	0.20 U	0.18 U	0.14 U	0.15 U	1.22	0.15 U	1.00 U	0.20 U
10/8/03	0.11 U	0.69	0.18 U	--	0.15 U	--	1.00 U	0.20 U	0.18 U	0.14 U	0.15 U	0.38 U	0.15 U	1.00 U	0.20 U
3/24/04	0.11 U	0.19	1.00 U	--	0.15 U	--	1.00 U	0.20 U	0.18 U	0.14 U	0.15 U	1.00 U	0.15 U	0.28 U	0.20 U
9/21/04	0.23 U	0.29 U	0.19 U	--	0.39 U	--	1.00 U	0.34 U	0.31 U	0.27 U	0.31 U	0.75 U	0.25 U	0.40 U	0.31 U
4/6/05	0.23 U	1.00 U	0.19 U	--	0.39 U	--	0.28 U	0.34 U	0.31 U	0.27 U	0.31 U	0.75 U	0.25 U	0.40 U	0.31 U
9/21/05	0.23 U	1.00 U	0.19 U	--	0.39 U	--	0.28 U	0.34 U	0.31 U	0.27 U	0.31 U	0.75 U	0.25 U	0.40 U	0.31 U
4/5/06	0.23 U	0.29 U	0.19 U	--	0.39 U	--	0.28 U	0.34 U	0.31 U	0.27 U	0.31 U	0.75 U	0.25 U	0.40 U	0.31 U
9/26/06	1.00 U	1.37	0.19 U	--	0.39 U	--	0.28 U	0.34 U	0.31 U	0.27 U	0.31 U	0.75 U	0.25 U	1.00 U	0.31 U
4/18/07	0.23 U	1.00 U	0.19 U	--	0.39 U	--	0.28 U	0.34 U	0.31 U	0.27 U	1.00 U	0.75 U	0.25 U	0.40 U	0.31 U
10/2/07	0.23 U	1.00 U	0.19 U	--	0.39 U	--	1.00 U	0.34 U	0.31 U	0.27 U	0.31 U	0.75 U	0.25 U	1.00 U	0.31 U
3/25/08	0.19 U	--	--	--	--	--	0.24 U	0.12 U	0.19 U	0.12 U	0.50 U	--	0.13 U	0.50 U	0.10 U
9/23/08	0.22 U	--	--	--	--	--	0.50 U	0.14 U	0.11 U	0.16 U	0.12 U	--	0.14 U	0.52	0.13 U
3/10/09	0.22 U	--	--	--	--	--	0.50 U	0.14 U	0.11 U	0.16 U	0.50 U	--	0.14 U	0.72	0.13 U
9/21/09	1.00 U	1.00 U	1.00 U	1.00 U	0.30 J	1.00 U	1.00 U	1.00 U	1.00 U	1.00 U	1.00 U	2.50 U	1.00 U	0.75 J	1.00 U
7/26/10	1.00 U	10.00 U	5.00 U	5.00 U	5.00 U	10.00 U	1.00 U	1.00 U	1.00 U	5.00 U	1.00 U	1.00 U	1.00 U	1.00 U	1.00 U
9/20/10	2.00 U	2.00 U	2.00 U	2.00 U	2.00 U	2.00 U	2.00 U	2.00 U	2.00 U	2.00 U	2.00 U	5.00 U	2.00 U	0.56 J	2.00 U

Shaded concentrations represent MCL/GWPS exceedances

Printed on Recycled Paper

Gude Landfill
Monitoring Location OB06 - Volatile Organic Compounds

Printed 12/10/21

	2,2-Dichloropropane (ug/L)	2-Butanone (ug/L)	2-Hexanone (ug/L)	4-Methyl-2-Pentanone (ug/L)	Acetone (ug/L)	Acrylonitrile (ug/L)	Benzene (ug/L)	Bromochloromethane (ug/L)	Bromodichloromethane (ug/L)	Bromoform (ug/L)	Bromomethane (ug/L)	Carbon Disulfide (ug/L)	Carbon Tetrachloride (ug/L)	Chlorobenzene (ug/L)	Chloroethane (ug/L)
4/19/11	--	5.00 U	5.00 U	5.00 U	5.00 U	5.00 U	1.00 U	1.00 U	1.00 U	1.00 U	1.00 U	1.00 U	1.00 U	1.00 U	1.00 U
9/7/11	--	5.00 U	5.00 U	5.00 U	5.00 U	5.00 U	1.00 U	1.00 U	1.00 U	1.00 U	1.00 U	1.00 U	1.00 U	1.00 U	1.00 U
3/6/12	--	5.00 U	5.00 U	5.00 U	5.00 U	5.00 U	1.00 U	1.00 U	1.00 U	1.00 U	1.00 U	1.00 U	1.00 U	1.00 U	1.00 U
9/11/12	1.00 U	5.00 U	5.00 U	5.00 U	5.00 U	5.00 U	1.00 U	1.00 U	1.00 U	1.00 U	1.00 U	5.00 U	1.00 U	1.00 U	1.00 U
3/27/13	1.00 U	5.00 U	5.00 U	5.00 U	5.00 U	5.00 U	1.00 U	1.00 U	1.00 U	1.00 U	1.00 U	5.00 U	1.00 U	1.40	1.00 U
9/12/13	1.00 U	5.00 U	5.00 U	5.00 U	5.00 U	5.00 U	1.00 U	1.00 U	1.00 U	1.00 U	1.00 U	5.00 U	1.00 U	1.21	1.00 U
3/24/14	1.00 U	5.00 U	5.00 U	5.00 U	5.00 U	5.00 U	1.00 U	--	1.00 U	1.00 U	1.00 U	5.00 U	1.00 U	1.41	1.00 U
9/2/14	1.00 U	5.00 U	5.00 U	5.00 U	5.00 U	5.00 U	1.00 U	1.00 U	1.00 U	1.00 U	1.00 U	5.00 U	1.00 U	1.05	1.00 U
3/17/15	1.00 U	5.00 U	5.00 U	5.00 U	5.00 U	5.00 U	1.00 U	1.00 U	1.00 U	1.00 U	1.00 U	5.00 U	1.00 U	1.30	1.00 U
9/9/15	1.00 U	5.00 U	5.00 U	5.00 U	5.00 U	5.00 U	1.00 U	1.00 U	1.00 U	1.00 U	1.00 U	5.00 U	1.00 U	1.30	1.00 U
3/17/16	1.00 U	5.00 U	5.00 U	5.00 U	5.00 U	5.00 U	1.00 U	1.00 U	1.00 U	1.00 U	1.00 U	5.00 U	1.00 U	1.61	1.00 U
8/31/16	1.00 U	5.00 U	5.00 U	5.00 U	5.00 U	5.00 U	1.00 U	1.00 U	1.00 U	1.00 U	1.00 U	5.00 U	1.00 U	1.48	1.00 U
3/7/17	1.00 U	5.00 U	5.00 U	5.00 U	5.00 U	5.00 U	1.00 U	1.00 U	1.00 U	1.00 U	1.00 U	5.00 U	1.00 U	1.77	1.00 U
9/11/17	1.00 U	5.00 U	5.00 U	5.00 U	5.00 U	5.00 U	1.00 U	1.00 U	1.00 U	1.00 U	1.00 U	5.00 U	1.00 U	1.55	1.00 U
4/4/18	1.00 U	5.00 U	5.00 U	5.00 U	5.00 U	5.00 U	1.00 U	1.00 U	1.00 U	1.00 U	1.00 U	5.00 U	1.00 U	1.78	1.00 U
9/4/18	1.00 U	5.00 U	5.00 U	5.00 U	5.00 U	5.00 U	1.00 U	1.00 U	1.00 U	1.00 U	1.00 U	5.00 U	1.00 U	1.11	1.00 U
4/8/19	1.00 U	5.00 U	5.00 U	5.00 U	5.00 U	5.00 U	1.00 U	1.00 U	1.00 U	1.00 U	1.00 U	1.00 U	1.00 U	1.30	1.00 U
7/30/19	1.00 U	5.00 U	5.00 U	5.00 U	5.00 U	5.00 U	1.00 U	1.00 U	1.00 U	1.00 U	1.00 U	1.00 U	1.00 U	1.20	1.00 U
3/2/20	1.00 U	5.00 U	5.00 U	5.00 U	5.00 U	5.00 U	1.00 U	1.00 U	1.00 U	1.00 U	1.00 U	1.00 U	1.00 U	1.40	1.00 U
7/29/20	1.00 U	5.00 U	5.00 U	5.00 U	5.00 U	5.00 U	1.00 U	1.00 U	1.00 U	1.00 U	1.00 U	1.00 U	1.00 U	1.40	1.00 U
3/29/21	1.00 U	5.00 U	5.00 U	5.00 U	5.00 U	5.00 U	1.00 U	1.00 U	1.00 U	1.00 U	1.00 U	1.00 U	1.00 U	1.50	1.00 U
9/7/21	1.00 U	5.00 U	5.00 U	5.00 U	5.00 U	5.00 U	1.00 U	1.00 U	1.00 U	1.00 U	1.00 U	1.00 U	1.00 U	1.50	1.00 U

Gude Landfill

Printed 12/10/21

Monitoring Location OB06 - Volatile Organic Compounds

	Chloroform (ug/L)	Chloromethane (ug/L)	cis-1,2-Dichloroethene (ug/L)	cis-1,3-Dichloropropene (ug/L)	Dibromochloromethane (ug/L)	Ethylbenzene (ug/L)	m&p-Xylene (ug/L)	Methyl Iodide (ug/L)	Methyl Tertiary Butyl Ether (ug/L)	Methylene Bromide (ug/L)	Methylene Chloride (ug/L)	o-Xylene (ug/L)	Styrene (ug/L)	Tetrachloroethene (ug/L)	Toluene (ug/L)
MCL/ GWPS	80		70		80	700	10000				5	10000	100	5	1000
4/27/01	0.23 U	0.21 U	3.45	0.19 U	0.17 U	0.26 U	0.28 U	0.17 U	--	1.00 U	1.00 U	0.27 U	0.21 U	1.00	0.24 U
9/4/01	0.23 U	0.21 U	3.21	0.19 U	0.17 U	0.26 U	0.28 U	0.17 U	--	1.00 U	2.91	0.27 U	0.21 U	1.23	0.24 U
3/12/02	0.23 U	0.21 U	2.78	0.19 U	0.17 U	0.26 U	0.28 U	0.17 U	--	1.00 U	1.00 U	0.27 U	0.21 U	1.52	0.24 U
9/16/02	0.23 U	0.21 U	1.33	0.19 U	0.17 U	0.26 U	0.28 U	0.17 U	--	0.22 U	1.00 U	0.27 U	0.21 U	1.00 U	0.24 U
6/2/03	0.23 U	0.21 U	2.87	0.19 U	0.17 U	0.26 U	1.00 U	0.17 U	--	1.00 U	1.00 U	0.27 U	0.21 U	1.81	0.24 U
10/8/03	0.23 U	0.21 U	3.03	0.19 U	0.17 U	0.26 U	1.00 U	0.17 U	--	1.00 U	0.21 U	0.27 U	0.21 U	0.17 U	0.24 U
3/24/04	0.23 U	0.21 U	2.59	0.19 U	0.17 U	0.26 U	0.28 U	0.17 U	--	1.00 U	1.00 U	0.27 U	0.21 U	1.00 U	0.24 U
9/21/04	0.27 U	0.25 U	2.01	0.29 U	0.27 U	0.23 U	0.40 U	0.28 U	--	1.00 U	0.34 U	0.18 U	0.25 U	0.36 U	0.32 U
4/6/05	0.27 U	0.25 U	1.00 U	0.29 U	0.27 U	0.23 U	0.40 U	0.28 U	--	0.25 U	0.34 U	0.18 U	0.25 U	1.00 U	0.32 U
9/21/05	0.27 U	0.25 U	2.17	0.29 U	0.27 U	0.23 U	0.40 U	0.28 U	--	0.25 U	0.34 U	0.18 U	0.25 U	1.00 U	0.32 U
4/5/06	0.27 U	0.25 U	1.00 U	0.29 U	0.27 U	0.23 U	0.40 U	0.28 U	--	0.25 U	0.34 U	0.18 U	0.25 U	0.36 U	0.32 U
9/26/06	0.27 U	0.25 U	2.77	0.29 U	0.27 U	0.23 U	0.40 U	0.28 U	--	1.00 U	1.00 U	0.18 U	0.25 U	1.11	0.32 U
4/18/07	0.27 U	0.25 U	1.65	0.29 U	0.27 U	1.00 U	2.00 U	1.00 U	--	0.25 U	1.00 U	1.00 U	0.25 U	1.15	0.32 U
10/2/07	0.27 U	0.25 U	2.92	0.29 U	0.27 U	0.23 U	0.40 U	0.28 U	--	1.00 U	1.00 U	0.18 U	0.25 U	1.00 U	0.32 U
3/25/08	0.21 U	0.15 U	2.31	0.13 U	0.15 U	0.26 U	0.43 U	--	1.73 U	0.15 U	0.50 U	0.22 U	0.20 U	0.20 U	0.28 U
9/23/08	0.12 U	0.20 U	2.39	0.12 U	0.13 U	0.12 U	0.23 U	--	1.25 U	0.20 U	0.50 U	0.11 U	0.11 U	0.70	0.12 U
3/10/09	0.12 U	0.20 U	2.55	0.12 U	0.13 U	0.12 U	0.23 U	--	1.25 U	0.20 U	0.50 U	0.11 U	0.11 U	0.90	0.12 U
9/21/09	1.00 U	1.00 U	2.12	1.00 U	1.00 U	1.00 U	2.00 U	1.00 U	1.00 U	1.00 U	0.40 J	1.00 U	1.00 U	0.60 J	1.00 U
7/26/10	1.00 U	1.00 U	2.00	1.00 U	1.00 U	1.00 U	2.00 U	20.00 U	--	1.00 U	1.00 U	1.00 U	1.00 U	0.60 J	1.00 U
9/20/10	2.00 U	0.91 J	1.64 J	2.00 U	2.00 U	2.00 U	4.00 U	2.00 U	2.00 U	2.00 U	2.00 U	2.00 U	2.00 U	2.00 U	2.00 U

Gude Landfill
Monitoring Location OB06 - Volatile Organic Compounds

Printed 12/10/21

	Chloroform (ug/L)	Chloromethane (ug/L)	cis-1,2-Dichloroethene (ug/L)	cis-1,3-Dichloropropene (ug/L)	Dibromochloromethane (ug/L)	Ethylbenzene (ug/L)	m&p-Xylene (ug/L)	Methyl Iodide (ug/L)	Methyl Tertiary Butyl Ether (ug/L)	Methylene Bromide (ug/L)	Methylene Chloride (ug/L)	o-Xylene (ug/L)	Styrene (ug/L)	Tetrachloroethene (ug/L)	Toluene (ug/L)
4/19/11	1.00 U	1.00 U	1.00 U	1.00 U	1.00 U	1.00 U	--	1.00 U	2.00 U	1.00 U	1.00 U	--	1.00 U	1.00 U	1.00 U
9/7/11	1.00 U	1.00 U	1.00 U	1.00 U	1.00 U	1.00 U	--	1.00 U	2.00 U	1.00 U	1.00 U	--	1.00 U	1.00 U	1.00 U
3/6/12	1.00 U	1.00 U	1.60	1.00 U	1.00 U	1.00 U	--	1.00 U	1.00 U	1.00 U	1.00 U	--	1.00 U	1.00 U	1.00 U
9/11/12	1.00 U	1.00 U	1.00 U	1.00 U	1.00 U	1.00 U	2.00 U	5.00 U	5.00 U	1.00 U	1.00 U	1.00 U	1.00 U	1.00 U	1.00 U
3/27/13	1.00 U	1.00 U	1.65	1.00 U	1.00 U	1.00 U	2.00 U	5.00 U	5.00 U	1.00 U	1.00 U	1.00 U	1.00 U	1.16	1.00 U
9/12/13	1.00 U	1.00 U	1.00 U	1.00 U	1.00 U	1.00 U	2.00 U	5.00 U	5.00 U	1.00 U	1.00 U	1.00 U	1.00 U	1.00 U	1.00 U
3/24/14	1.00 U	1.00 U	1.39	1.00 U	1.00 U	1.00 U	2.00 U	5.00 U	5.00 U	1.00 U	1.00 U	1.00 U	1.00 U	1.00 U	1.00 U
9/2/14	1.00 U	1.00 U	1.28	1.00 U	1.00 U	1.00 U	2.00 U	5.00 U	5.00 U	1.00 U	1.00 U	1.00 U	1.00 U	1.00 U	1.00 U
3/17/15	1.00 U	1.00 U	1.21	1.00 U	1.00 U	1.00 U	2.00 U	5.00 U	5.00 U	1.00 U	1.00 U	1.00 U	1.00 U	1.00 U	1.00 U
9/9/15	1.00 U	1.00 U	1.21	1.00 U	1.00 U	1.00 U	2.00 U	5.00 U	5.00 U	1.00 U	1.00 U	1.00 U	1.00 U	1.00 U	1.00 U
3/17/16	1.00 U	1.00 U	1.34	1.00 U	1.00 U	1.00 U	2.00 U	5.00 U	5.00 U	1.00 U	1.00 U	1.00 U	1.00 U	1.00 U	1.00 U
8/31/16	1.00 U	1.00 U	1.12	1.00 U	1.00 U	1.00 U	2.00 U	5.00 U	5.00 U	1.00 U	1.00 U	1.00 U	1.00 U	1.00 U	1.00 U
3/7/17	1.00 U	1.00 U	1.26	1.00 U	1.00 U	1.00 U	2.00 U	5.00 U	5.00 U	1.00 U	1.00 U	1.00 U	1.00 U	1.00 U	1.00 U
9/11/17	1.00 U	1.00 U	1.00 U	1.00 U	1.00 U	1.00 U	2.00 U	5.00 U	5.00 U	1.00 U	1.00 U	1.00 U	1.00 U	1.00 U	1.00 U
4/4/18	1.00 U	1.00 U	1.00 U	1.00 U	1.00 U	1.00 U	2.00 U	5.00 U	5.00 U	1.00 U	1.00 U	1.00 U	1.00 U	1.00 U	1.00 U
9/4/18	1.00 U	1.00 U	1.00 U	1.00 U	1.00 U	1.00 U	2.00 U	5.00 U	5.00 U	1.00 U	1.00 U	1.00 U	1.00 U	1.00 U	1.00 U
4/8/19	1.00 U	1.00 U	1.00 U	1.00 U	1.00 U	1.00 U	1.00 U	1.00 U	1.00 U	1.00 U	1.00 U	1.00 U	1.00 U	1.00 U	1.00 U
7/30/19	1.00 U	1.00 U	1.30	1.00 U	1.00 U	1.00 U	1.00 U	1.00 U	1.00 U	1.00 U	1.00 U	1.00 U	1.00 U	1.00 U	1.00 U
3/2/20	1.00 U	1.00 U	1.00 U	1.00 U	1.00 U	1.00 U	1.00 U	1.00 U	1.00 U	1.00 U	1.00 U	1.00 U	1.00 U	1.00 U	1.00 U
7/29/20	1.00 U	1.00 U	1.00 U	1.00 U	1.00 U	1.00 U	1.00 U	1.00 U	1.00 U	1.00 U	1.00 U	1.00 U	1.00 U	1.00 U	1.00 U
3/29/21	1.00 U	1.00 U	1.00 U	1.00 U	1.00 U	1.00 U	1.00 U	1.00 U	1.00 U	1.00 U	1.00 U	1.00 U	1.00 U	1.00 U	1.00 U
9/7/21	1.00 U	1.00 U	1.00 U	1.00 U	1.00 U	1.00 U	1.00 U	1.00 U	1.00 U	1.00 U	1.00 U	1.00 U	1.00 U	1.00 U	1.00 U

Gude Landfill
Monitoring Location OB06 - Volatile Organic Compounds

	trans-1,2-Dichloroethene (ug/L)	trans-1,3-Dichloropropene (ug/L)	trans-1,4-Dichloro-2-butene (ug/L)	Trichloroethene (ug/L)	Trichlorofluoromethane (ug/L)	Vinyl Acetate (ug/L)	Vinyl Chloride (ug/L)	Xylene (ug/L)
MCL/ GWPS	100			5			2	10000
4/27/01	0.22 U	0.13 U	0.14 U	1.00 U	0.18 U	--	--	--
9/4/01	0.22 U	0.13 U	0.14 U	1.00 U	0.18 U	--	--	--
3/12/02	0.22 U	0.13 U	0.14 U	1.00 U	0.18 U	--	--	--
9/16/02	0.22 U	0.13 U	0.14 U	1.00 U	0.18 U	--	--	--
6/2/03	0.22 U	0.13 U	0.14 U	1.00 U	0.18 U	--	--	--
10/8/03	0.22 U	0.13 U	0.14 U	1.00 U	0.18 U	--	0.17	--
3/24/04	0.22 U	0.13 U	0.14 U	0.19 U	0.18 U	--	0.09	--
9/21/04	0.45 U	0.24 U	0.30 U	1.00 U	0.36 U	--	0.32 U	--
4/6/05	0.45 U	0.24 U	0.30 U	0.31 U	0.36 U	--	0.32 U	--
9/21/05	0.45 U	0.24 U	0.30 U	1.00 U	0.36 U	--	0.32 U	--
4/5/06	0.45 U	0.24 U	0.30 U	0.31 U	0.36 U	--	0.32 U	--
9/26/06	0.45 U	0.24 U	0.30 U	1.00 U	0.36 U	--	0.32 U	--
4/18/07	0.45 U	0.24 U	0.30 U	1.00 U	0.36 U	--	0.32 U	--
10/2/07	0.45 U	0.24 U	0.30 U	1.00 U	0.36 U	--	0.32 U	--
3/25/08	0.22 U	0.08 U	--	0.50 U	0.07 U	--	0.22 U	--
9/23/08	0.14 U	0.13 U	--	0.50 U	0.10 U	--	0.18 U	--
3/10/09	0.14 U	0.13 U	--	0.53	0.10 U	--	0.18 U	--
9/21/09	1.00 U	1.00 U	1.00 U	0.46 J	1.00 U	--	1.00 U	--
7/26/10	1.00 U	1.00 U	5.00 U	1.00 U	1.00 U	1.00 U	1.00 U	--
9/20/10	2.00 U	2.00 U	2.00 U	2.00 U	2.00 U	2.00 U	2.00 U	--

Gude Landfill

Printed 12/10/21

Monitoring Location OB06 - Volatile Organic Compounds

	trans-1,2-Dichloroethene (ug/L)	trans-1,3-Dichloropropene (ug/L)	trans-1,4-Dichloro-2-butene (ug/L)	Trichloroethene (ug/L)	Trichlorofluoromethane (ug/L)	Vinyl Acetate (ug/L)	Vinyl Chloride (ug/L)	Xylene (ug/L)
4/19/11	1.00 U	1.00 U	5.00 U	1.00 U	1.00 U	1.00 U	1.00 U	1.00 U
9/7/11	1.00 U	1.00 U	5.00 U	1.00 U	1.00 U	1.00 U	1.00 U	1.00 U
3/6/12	1.00 U	1.00 U	5.00 U	1.00 U	1.00 U	1.00 U	1.00 U	1.00 U
9/11/12	1.00 U	1.00 U	5.00 U	1.00 U	1.00 U	5.00 U	1.00 U	--
3/27/13	1.00 U	1.00 U	5.00 U	1.00 U	1.00 U	5.00 U	1.00 U	--
9/12/13	1.00 U	1.00 U	5.00 U	1.00 U	1.00 U	5.00 U	1.00 U	--
3/24/14	1.00 U	1.00 U	5.00 U	1.00 U	1.00 U	5.00 U	1.00 U	--
9/2/14	1.00 U	1.00 U	5.00 U	1.00 U	1.00 U	5.00 U	1.00 U	--
3/17/15	1.00 U	1.00 U	5.00 U	1.00 U	1.00 U	5.00 U	1.00 U	--
9/9/15	1.00 U	1.00 U	5.00 U	1.00 U	1.00 U	5.00 U	1.00 U	--
3/17/16	1.00 U	1.00 U	5.00 U	1.00 U	1.00 U	5.00 U	1.00 U	--
8/31/16	1.00 U	1.00 U	5.00 U	1.00 U	1.00 U	5.00 U	1.00 U	--
3/7/17	1.00 U	1.37	5.00 U	1.00 U	1.00 U	5.00 U	1.00 U	--
9/11/17	1.00 U	1.00 U	5.00 U	1.00 U	1.00 U	5.00 U	1.00 U	--
4/4/18	1.00 U	1.00 U	5.00 U	1.00 U	1.00 U	5.00 U	1.00 U	--
9/4/18	1.00 U	1.00 U	5.00 U	1.00 U	1.00 U	5.00 U	1.00 U	--
4/8/19	1.00 U	1.00 U	1.00 U	1.00 U	1.00 U	1.00 U	1.00 U	--
7/30/19	1.00 U	1.00 U	1.00 U	1.00 U	1.00 U	1.00 U	1.00 U	--
3/2/20	1.00 U	1.00 U	1.00 U	1.00 U	1.00 U	1.00 U	1.00 U	--
7/29/20	1.00 U	1.00 U	1.00 U	1.00 U	1.00 U	1.00 U	1.00 U	--
3/29/21	1.00 U	1.00 U	1.00 U	1.00 U	1.00 U	1.00 U	1.00 U	--
9/7/21	1.00 U	1.00 U	1.00 U	1.00 U	1.00 U	1.00 U	1.00 U	--

Gude Landfill
Monitoring Location OB07 - General Parameters

Printed 12/10/21

	Alkalinity (mg/L)	Ammonia Nitrogen (mg/L)	Chemical Oxygen Demand (mg/L)	Chloride (mg/L)	Cyanide, Total (mg/L)	Dissolved Oxygen, Field (mg/L)	Hardness (mg/L)	Nitrate (mg/L)	Nitrate+Nitrite (mg/L)	Nitrite (mg/L)	ORP, Field (mV)	pH, Field (SU)	pH, Lab (SU)	Phosphate (mg/L)
MCL/ GWPS					0.2			10		1				
4/27/01	--	--	--	76.9260	0.001 U	--	--	--	--	--	--	--	--	--
9/4/01	--	--	--	75.2252	0.005	--	--	--	--	--	--	--	--	--
3/12/02	--	--	--	84.9507	0.002	--	--	--	--	--	--	--	--	--
9/16/02	--	--	--	79.5643	0.001 U	--	--	--	--	--	--	--	--	--
6/2/03	--	--	--	102.3990	0.002 U	--	--	--	--	--	--	--	--	0.010 U
10/8/03	--	--	--	--	0.005 U	--	--	--	--	--	--	--	--	0.010 U
3/24/04	--	--	--	--	0.005 U	--	--	--	--	--	--	--	--	0.010 U
9/21/04	--	--	--	--	0.005 U	--	--	--	--	--	--	--	--	0.001 U
4/6/05	--	--	--	--	0.005 U	--	--	--	--	--	--	--	--	0.003 U
9/21/05	--	--	--	--	0.002 U	--	--	--	--	--	--	--	--	0.010 U
4/5/06	--	--	--	--	0.005 U	--	--	--	--	--	--	--	--	0.010
9/26/06	--	--	--	--	0.001 U	--	--	--	--	--	--	--	--	0.027
4/18/07	--	--	--	--	0.002 U	--	--	--	--	--	--	--	--	0.011
10/2/07	--	--	--	--	0.005 U	--	--	--	--	--	--	--	--	0.069
3/25/08	--	--	--	--	--	--	--	--	--	--	--	--	--	--
9/23/08	--	--	--	--	--	--	--	--	--	--	--	--	--	--
9/21/09	163.0	0.20 U	7.0 J	150.0000	--	--	331.0	0.5482	--	--	--	--	--	--
7/26/10	--	--	--	--	0.050 U	--	--	--	--	--	--	--	--	--
9/20/10	184.0	0.20 U	10.0 U	171.0000	--	--	360.0	0.6580	0.71	0.05 U	--	--	--	--

Gude Landfill
Monitoring Location OB07 - General Parameters

Printed 12/10/21

	Alkalinity (mg/L)	Ammonia Nitrogen (mg/L)	Chemical Oxygen Demand (mg/L)	Chloride (mg/L)	Cyanide, Total (mg/L)	Dissolved Oxygen, Field (mg/L)	Hardness (mg/L)	Nitrate (mg/L)	Nitrate+Nitrite (mg/L)	Nitrite (mg/L)	ORP, Field (mV)	pH, Field (SU)	pH, Lab (SU)	Phosphate (mg/L)
4/19/11	175.0	0.20 U	14.0	193.0000 J	--	--	407.0	0.8610	0.91	0.05 U	--	--	--	--
9/7/11	169.0	0.20 U	5.2	194.0000	--	--	409.0	0.8190	0.87	0.05 U	--	--	--	--
3/6/12	176.0	0.20 U	11.7	199.0000	--	--	412.0	0.8232	0.88	0.05	--	--	--	--
9/11/12	172.0	0.20 U	10.0 U	202.0000	--	--	410.0	0.8309	0.89	0.06	--	--	--	--
3/27/13	178.0	0.20 U	11.2	222.0000	--	0.02	434.0	0.8996	0.96	0.06	379.0	6.74	--	--
9/11/13	181.0	0.20 U	10.0 U	223.0000	--	0.03	452.0	0.9600	1.01	0.05 U	353.0	6.41	--	--
3/24/14	191.0	0.20 U	14.3	226.0000	--	0.62	494.0	0.9667	--	--	461.0	6.58	--	--
9/2/14	196.0	0.20 U	15.9	243.0000	--	1.34	508.0	1.0000	1.05	0.05 U	356.0	6.65	--	--
3/17/15	184.0	0.20 U	11.3	206.0000	--	0.00	450.0	0.8460	0.90	0.05 U	374.0	6.63	--	--
9/9/15	200.0	0.20 U	13.8	235.0000	--	--	488.0	0.9093	0.97	0.06	287.0	6.64	--	--
3/17/16	198.0	0.20 U	10.0 U	236.0000	--	0.00	464.0	0.8753	0.95	0.07	339.0	6.86	--	--
8/31/16	204.0	0.20 U	12.0	224.0000	--	--	476.0	0.7904	0.84	0.05	403.0	6.47	--	--
3/7/17	187.0	0.20 U	12.9	214.0000	--	--	440.0	0.7320	0.78	0.05 U	354.0	6.59	--	--
9/11/17	200.0	0.20 U	13.8	209.0000	--	--	492.0	0.7540	0.81	0.05	450.0	6.62	--	--
4/4/18	188.0	0.20 U	19.6	213.0000	--	--	464.0	0.7530	0.80	0.05 U	264.0	6.65	--	--
9/4/18	212.0	0.20 U	17.7	250.0000	--	--	361.0	0.8500	0.91	0.06	195.0	6.67	--	--
4/8/19	221.0	0.10 U	21.1	230.0000	--	0.05	527.0 B	0.2000 U	--	--	145.0	6.62	6.73	--
7/30/19	214.0	0.10 U	31.8	229.0000	--	0.25	525.0 B	1.4000	--	--	199.9	6.44	6.59	--
3/2/20	220.0	0.12	3.0 U	242.0000	--	0.90	491.0	1.6100	--	--	180.7	6.42	6.68	--
7/29/20	195.0	0.10 U	23.5	232.0000	--	1.10	492.0	0.6100	--	--	126.8	6.86	6.64	--
3/29/21	226.0	0.10 U	11.1	238.0000	--	0.07	475.0	0.7410	--	--	176.4	6.52	6.67	--
9/7/21	228.0	0.05 U	33.1	238.0000	--	0.77	545.0	0.7720	--	--	233.9	6.49	6.53	--

Gude Landfill Monitoring Location OB07 - General Parameters

	Specific Conductivity, Field (uS/cm)	Specific Conductivity, Lab (umhos/cm)	Sulfate, total (mg/L)	Sulfide (mg/L)	Temperature, field (°C)	Total Dissolved Solids (mg/L)	Total Phenolics (mg/L)	Total Suspended Solids (mg/L)	Turbidity (NTU)	Turbidity, Field (NTU)
MCL/ GWPS										
4/27/01	--	--	--	--	--	--	--	--	0.900	--
9/4/01	--	--	--	--	--	--	--	--	1.100	--
3/12/02	--	--	--	--	--	--	--	--	0.400	--
9/16/02	--	--	--	--	--	--	--	--	3.400	--
6/2/03	--	--	--	--	--	--	0 U	--	3.500	--
10/8/03	--	--	--	--	--	--	0 U	--	--	--
3/24/04	--	--	--	--	--	--	0 U	--	--	--
9/21/04	--	--	--	--	--	--	0 U	--	--	--
4/6/05	--	--	--	--	--	--	0 U	--	--	--
9/21/05	--	--	--	--	--	--	0	--	--	--
4/5/06	--	--	--	--	--	--	0	--	--	--
9/26/06	--	--	--	--	--	--	0	--	--	--
4/18/07	--	--	--	--	--	--	0 U	--	--	--
10/2/07	--	--	--	--	--	--	0	--	--	--
3/25/08	--	--	--	--	--	--	0 U	--	--	--
9/23/08	--	--	--	--	--	--	0 U	--	--	--
9/21/09	--	--	13.40	--	--	644.0	--	--	0.283	--
7/26/10	--	--	--	3.0 U	--	--	--	--	--	--
9/20/10	--	--	19.20	--	--	1068.0	--	--	40.700	--

Gude Landfill

Printed 12/10/21

Monitoring Location OB07 - General Parameters

	Specific Conductivity, Field (uS/cm)	Specific Conductivity, Lab (umhos/cm)	Sulfate, total (mg/L)	Sulfide (mg/L)	Temperature, field (°C)	Total Dissolved Solids (mg/L)	Total Phenolics (mg/L)	Total Suspended Solids (mg/L)	Turbidity (NTU)	Turbidity, Field (NTU)
4/19/11	--	--	20.40 J	--	--	800.0	--	--	0.939	--
9/7/11	--	--	21.00	--	--	984.0	--	--	--	--
3/6/12	--	--	20.20	--	--	708.0	--	--	--	--
9/11/12	--	--	23.00	--	--	828.0	--	--	--	--
3/27/13	1.1	--	24.10	--	12.4	666.0	--	--	--	42.50
9/11/13	992.5	--	24.60	--	13.8	724.0	--	--	--	0.00
3/24/14	1025.0	--	27.90	--	12.4	624.0	--	--	--	1.23
9/2/14	1057.0	--	32.50	--	13.6	824.0	--	--	--	0.30
3/17/15	874.0	--	26.90	--	14.4	636.0	--	--	--	24.10
9/9/15	1048.0	--	29.50	--	13.8	625.0	--	--	--	5.00
3/17/16	1018.0	--	28.80	--	12.6	791.0	--	--	--	14.10
8/31/16	1031.0	--	30.20	--	16.0	807.0	--	--	--	19.80
3/7/17	950.0	--	29.10	--	14.3	527.0	--	--	--	27.10
9/11/17	981.6	--	32.80	--	13.2	742.0	--	--	--	15.70
4/4/18	923.0	--	29.20	--	13.3	605.0	--	--	--	20.30
9/4/18	1135.0	--	31.70	--	14.2	728.0	--	--	--	10.90
4/8/19	1420.0	1190.0	41.40	--	13.1	923.0	--	2.6 U	1.420	2.30
7/30/19	1009.0	1200.0	47.00	--	13.6	1020.0	--	5.7	1.140	0.00
3/2/20	1036.0	1180.0	46.20	--	12.7	849.0	--	6.2	5.140	0.90
7/29/20	994.0	1220.0	38.70	--	15.9	709.0	--	11.6	5.090	6.90
3/29/21	997.0	1260.0	45.70	--	12.1	678.0	--	26.7	7.570	3.10
9/7/21	1100.0	1230.0	47.80	--	15.8	692.0	--	12.2	13.900	14.00

Shaded concentrations represent MCL/GWPS exceedances

Printed on Recycled Paper

Gude Landfill
Monitoring Location OB07 - Dissolved Metals

Printed 12/10/21

	Antimony, dissolved (mg/L)	Arsenic, dissolved (mg/L)	Barium, dissolved (mg/L)	Beryllium, dissolved (mg/L)	Cadmium, dissolved (mg/L)	Calcium, dissolved (mg/L)	Chromium, dissolved (mg/L)	Cobalt, dissolved (mg/L)	Copper, dissolved (mg/L)	Iron, dissolved (mg/L)	Lead, dissolved (mg/L)	Magnesium, dissolved (mg/L)	Manganese, dissolved (mg/L)	Mercury, dissolved (mg/L)
MCL/ GWPS	0.006	0.01	2	0.004	0.005		0.1				0.015			0.002
4/19/11	0.005 U	0.005 U	0.026	0.005 U	0.005 U	101.0	0.01 U	0.01 U	0.005 U	0.5 U	0.005 U	30.6	0.040	0.0002 U
9/7/11	--	--	--	--	--	--	--	--	--	--	--	--	--	--
3/6/12	0.005 U	0.005 U	0.024	0.005 U	0.005 U	114.0	0.01 U	0.01 U	0.005	0.5	0.005 U	36.6	0.034	0.0002 U
9/11/12	0.005 U	0.005 U	0.027	0.010 U	0.005 U	113.0	0.01 U	0.01 U	0.005 U	0.6	0.005 U	34.8	0.040	0.0004
3/27/13	0.005 U	0.005 U	0.029	0.005 U	0.005 U	114.0	0.01 U	0.01 U	0.013	0.7	0.005 U	34.0	0.041	0.0003
9/11/13	0.005 U	0.005 U	0.029	0.005 U	0.005 U	120.0	0.01 U	0.01 U	0.005 U	0.5	0.005 U	37.5	0.039	0.0004
3/24/14	0.005 U	0.005 U	0.029	0.005 U	0.005 U	128.0	0.01 U	0.01 U	0.005 U	0.7	0.005 U	40.7	0.039	0.0003
9/2/14	0.005 U	0.005 U	0.034	0.005 U	0.005 U	126.0	0.01 U	0.01 U	0.005 U	0.7	0.005 U	40.7	0.040	0.0004
3/17/15	0.002 U	0.003	0.035	0.002 U	0.004 U	130.0	0.01 U	0.01 U	0.003 J	0.0 U	0.002 U	36.0	0.110	0.0002 U
9/9/15	0.001 U	0.001 U	0.026	0.001 U	0.001 U	140.0	0.01 U	0.01 U	0.005 U	0.0 U	0.001 U	39.0	0.062	0.0003
3/17/16	0.002 U	0.002 U	0.028	0.002 U	0.002 U	127.0	0.00 U	0.00 U	0.002	0.8	0.002 U	38.9	0.076	0.0002 U
8/31/16	0.002 U	0.003	0.030	0.002 U	0.002 U	127.0	0.00 U	0.00 U	0.002	0.7	0.002 U	38.6	0.093	0.0002 U
3/7/17	0.002 U	0.002	0.034	0.002 U	0.002 U	127.0	0.00	0.00 U	0.003	0.7	0.002 U	39.8	0.113	0.0002 U
9/11/17	0.002 U	0.002 U	0.030	0.002 U	0.002 U	127.0	0.00 U	0.00 U	0.002 U	0.6	0.002 U	38.7	0.110	0.0002 U
4/4/18	0.002 U	0.003	0.034	0.002 U	0.002 U	126.0	0.00	0.00 U	0.002 U	0.1 U	0.002 U	37.9	0.102	0.0002 U
9/4/18	0.002 U	0.003	0.026	0.002 U	0.002 U	147.0	0.00	0.00 U	0.003	0.1 U	0.002 U	42.9	0.056	0.0002 U

Gude Landfill

Monitoring Location OB07 - Dissolved Metals

	Nickel, dissolved (mg/L)	Potassium, dissolved (mg/L)	Selenium, dissolved (mg/L)	Silver, dissolved (mg/L)	Sodium, dissolved (mg/L)	Thallium, dissolved (mg/L)	Vanadium, dissolved (mg/L)	Zinc, dissolved (mg/L)
MCL/ GWPS			0.05			0.002		
4/19/11	0.01 U	3.3	0.008	0.01 U	19.4	0.005 U	0.01 U	0.005 U
9/7/11	0.01 U	--	--	--	--	--	--	--
3/6/12	0.01 U	3.1	0.006	0.01 U	26.1	0.005 U	0.01 U	0.005 U
9/11/12	0.01 U	3.5	0.008	0.01 U	20.7	0.005 U	0.01 U	0.005 U
3/27/13	0.01 U	4.5	0.008	0.01 U	22.7	0.005 U	0.01 U	0.005 U
9/11/13	0.01	3.2	0.008	0.01 U	20.6	0.005 U	0.01 U	0.005 U
3/24/14	0.01 U	3.4	0.007	0.01 U	22.3	0.005 U	0.01 U	0.005 U
9/2/14	0.01 U	3.5	0.010	0.01 U	22.8	0.005 U	0.01 U	0.008
3/17/15	0.01 U	3.5	0.010 J	0.01 U	21.0	0.002 U	0.01 U	0.010 U
9/9/15	0.01 U	3.8	0.008	0.00 U	22.0	0.001 U	0.01 U	0.005 U
3/17/16	0.00	3.2	0.007	0.00 U	21.7	0.001 U	0.00 U	0.002 U
8/31/16	0.00	3.4	0.009	0.00 U	23.0	0.001 U	0.00 U	0.002 U
3/7/17	0.00	3.2	0.012	0.00 U	22.7	0.001 U	0.00	0.003
9/11/17	0.00 U	3.3	0.006	0.00 U	21.9	0.001 U	0.00 U	0.002
4/4/18	0.00	3.2	0.009	0.00 U	21.7	0.001 U	0.00 U	0.002
9/4/18	0.00	3.4	0.012	0.00 U	22.3	0.001 U	0.00 U	0.002 U

Gude Landfill
Monitoring Location OB07 - Total Metals

Printed 12/10/21

	Antimony, total (mg/L)	Arsenic, total (mg/L)	Barium, total (mg/L)	Beryllium, total (mg/L)	Boron, total (mg/L)	Cadmium, total (mg/L)	Calcium, total (mg/L)	Chromium, total (mg/L)	Cobalt, total (mg/L)	Copper, total (mg/L)	Iron, total (mg/L)	Lead, total (mg/L)
MCL/ GWPS	0.006	0.01	2	0.004		0.005		0.1				0.015
4/27/01	0.0020 U	0.0005 U	0.0404	0.0005 U	--	0.0037	--	0.0039	0.0007 U	0.0100 U	--	0.00130 U
9/4/01	0.0020 U	0.0007 U	0.0485	0.0017 U	--	0.0020 U	--	0.0020 U	0.0004 U	0.0086	--	0.00200 U
3/12/02	0.0005 U	0.0020 U	0.0471	0.0017 U	--	0.0006 U	--	0.0039	0.0004 U	0.0067	--	0.00200 U
9/16/02	0.0007 U	0.0024	0.0588	0.0004 U	--	0.0020 U	--	0.0049	0.0020 U	0.0073	--	0.00200 U
6/2/03	0.0020 U	0.0020 U	0.0561	0.0004 U	--	0.0020 U	--	0.0020 U	0.0004 U	0.0087	--	0.00200 U
10/8/03	0.0009 U	0.0008 U	0.0507	0.0016 U	--	0.0007 U	--	0.0020 U	0.0005 U	0.0100 U	--	0.00040 U
3/24/04	0.0009 U	0.0008 U	0.0598	0.0016 U	--	0.0007 U	--	0.0020 U	0.0005 U	0.0100 U	--	0.00200 U
9/21/04	0.0028 U	0.0006 U	0.0815	0.0012 U	--	0.0020 U	--	0.0020 U	0.0005 U	0.0108	--	0.00200 U
4/6/05	0.0028 U	0.0006 U	0.0658	0.0012 U	--	0.0020 U	--	0.0020 U	0.0005 U	0.0100 U	--	0.00060 U
9/21/05	0.0028 U	0.0006 U	0.0831	0.0012 U	--	0.0020 U	--	0.0020 U	0.0005 U	0.0129	--	0.00200 U
4/5/06	0.0006 U	0.0020 U	0.0938	0.0007 U	--	0.0020 U	--	0.0020 U	0.0005 U	0.0050	--	0.00200 U
9/26/06	0.0007 U	0.0008 U	0.0172	0.0009 U	--	0.0006 U	--	0.0007 U	0.0005 U	0.0057	--	0.00200 U
4/18/07	0.0007 U	0.0020 U	0.0928	0.0009 U	0.020 U	--	--	0.0007 U	0.0005 U	0.0053	--	0.00070 U
10/2/07	0.0020 U	0.0020 U	0.0903	0.0009 U	0.020 U	--	--	0.0034	0.0020 U	0.0137	--	0.00310
3/25/08	0.0005 U	0.0006 U	0.0511	0.0010 U	0.020 U	--	--	0.0008 U	0.0012 U	0.0033	--	0.00100 U
9/23/08	0.0010 U	0.0012 U	0.0406	0.0020 U	0.040 U	--	--	0.0016 U	0.0024 U	0.0080	--	0.00400 U
3/10/09	0.0010 U	0.0010 U	0.0252	0.0012 U	0.050 U	--	--	0.0007 U	0.0007 U	0.0100 U	--	0.00070 U
9/21/09	0.0020 U	0.0020 U	0.0250	0.0020 U	--	0.0020 U	99.50	0.0020 U	0.0020 U	0.0062	0.2620	0.00200 U
7/26/10	0.0010 U	0.0005 J	0.0190	0.0010 U	--	0.0010 U	--	0.0010	0.0010 U	0.0024	--	0.00100 U
9/20/10	0.0050 U	0.0050 U	0.0333	0.0050 U	--	0.0050 U	102.00	0.0050 U	0.0050 U	0.0132	2.1400	0.00500 U
4/19/11	0.0050 U	0.0050 U	0.0256	0.0050 U	--	0.0050 U	114.00 J	0.0050 U	0.0050 U	0.0050 U	1.0800	0.00500 U
9/7/11	0.0050 U	0.0050 U	0.0257	0.0050 U	--	0.0050 U	112.50	0.0050 U	0.0050 U	0.0050 U	0.6590	0.00500 U
3/6/12	0.0050 U	0.0050 U	0.0261	0.0050 U	--	0.0050 U	108.00	0.0050 U	0.0050 U	0.0091	0.9570	0.00500 U

Gude Landfill
Monitoring Location OB07 - Total Metals

Printed 12/10/21

	Antimony, total (mg/L)	Arsenic, total (mg/L)	Barium, total (mg/L)	Beryllium, total (mg/L)	Boron, total (mg/L)	Cadmium, total (mg/L)	Calcium, total (mg/L)	Chromium, total (mg/L)	Cobalt, total (mg/L)	Copper, total (mg/L)	Iron, total (mg/L)	Lead, total (mg/L)
9/11/12	0.0050 U	0.0050 U	0.0265	0.0050 U	--	0.0050 U	113.00	0.0050 U	0.0050 U	0.0056	0.8370	0.00500 U
3/27/13	0.0050 U	0.0050 U	0.0338	0.0050 U	--	0.0050 U	115.00	0.0050 U	0.0050 U	0.0135	1.7800	0.00500 U
9/11/13	0.0050 U	0.0050 U	0.0287	0.0050 U	--	0.0050 U	123.00	0.0050 U	0.0050 U	0.0050 U	0.5640	0.00500 U
3/24/14	0.0050 U	0.0050 U	0.0290	0.0050 U	--	0.0050 U	127.00	0.0050 U	0.0050 U	0.0050 U	0.6990	0.00500 U
9/2/14	0.0050 U	0.0050 U	0.0325	0.0050 U	--	0.0050 U	124.00	0.0050 U	0.0050 U	0.0050 U	0.7420	0.00500 U
3/17/15	0.0020 U	0.0021	0.0380	0.0020 U	--	0.0040 U	130.00	0.0100 U	0.0100 U	0.0052 J	0.7800	0.00130 J
9/9/15	0.0010 U	0.0029	0.0240	0.0010 U	--	0.0005 U	130.00	0.0050 U	0.0050 U	0.0050 U	0.0050 U	0.00100 U
3/17/16	0.0020 U	0.0020 U	0.0285	0.0020 U	--	0.0020 U	131.00	0.0020 U	0.0020 U	0.0025	0.9240	0.00200 U
8/31/16	0.0020 U	0.0020 U	0.0288	0.0020 U	--	0.0020 U	128.00	0.0020 U	0.0020 U	0.0028	1.0900	0.00200 U
3/7/17	0.0050 U	0.0050 U	0.0427	0.0050 U	--	0.0050 U	125.00	0.0050 U	0.0050 U	0.0050 U	1.2500	0.00500 U
9/11/17	0.0050 U	0.0050 U	0.0360	0.0050 U	--	0.0050 U	131.00	0.0050 U	0.0050 U	0.0059	0.9400	0.00500 U
4/4/18	0.0050 U	0.0050 U	0.0404	0.0050 U	--	0.0050 U	126.00	0.0050 U	0.0050 U	0.0050 U	0.6660	0.00500 U
9/4/18	0.0050 U	0.0050 U	0.0306	0.0050 U	--	0.0050 U	73.40	0.0050 U	0.0050 U	0.0050 U	0.3060	0.00500 U
4/8/19	0.0010 U	0.0010 U	0.0366	0.0010 U	--	0.0010 U	127.00	0.0010 U	0.0010 U	0.0023	0.1000 U	0.00100 U
7/30/19	0.0010 U	0.0010 U	0.0472	0.0010 U	--	0.0010 U	133.00 B	0.0020	0.0010 U	0.0066	0.1000 U	0.00100 U
3/2/20	0.0010 U	0.0010 U	0.0382	0.0010 U	--	0.0010 U	130.00	0.0018	0.0010 U	0.0018	0.2460	0.00100 U
7/29/20	0.0010 U	0.0010 U	0.0898	0.0010 U	--	0.0010 U	124.00	0.0043	0.0010 U	0.0109	0.3000	0.00100 U
3/29/21	0.0010 U	0.0010 U	0.0448	0.0010 U	--	0.0010 U	118.00	0.0014	0.0010 U	0.0054	0.4440	0.00100 U
9/7/21	0.0010 U	0.0010 U	0.0391	0.0010 U	--	0.0010 U	134.00	0.0016	0.0010 U	0.0046	0.8250	0.00138

Gude Landfill
Monitoring Location OB07 - Total Metals

Printed 12/10/21

	Magnesium, total (mg/L)	Manganese, total (mg/L)	Mercury, total (mg/L)	Nickel, total (mg/L)	Potassium, total (mg/L)	Selenium, total (mg/L)	Silver, total (mg/L)	Sodium, total (mg/L)	Thallium, total (mg/L)	Tin, total (mg/L)	Vanadium, total (mg/L)	Zinc, total (mg/L)
MCL/ GWPS			0.002			0.05			0.002			
4/27/01	--	0.01700	0.000200 U	0.0020 U	--	0.00180 U	0.0052 U	--	0.0009 U	0.2000 U	0.00200 U	--
9/4/01	--	0.00660	0.000100 U	0.0030 U	--	0.00200 U	0.0044 U	--	0.0009 U	0.2000 U	0.00200 U	--
3/12/02	--	0.00460	0.000100 U	0.0030 U	--	0.00320	0.0044 U	--	0.0009 U	0.2000 U	0.00070 U	--
9/16/02	--	0.03440	0.000100 U	0.0031	--	0.00890	0.0096 U	--	0.0010 U	0.0020 U	0.00030 U	--
6/2/03	--	0.00850	0.000200 U	0.0020 U	--	0.00250	0.0096 U	--	0.0010 U	0.0008 U	0.00200 U	--
10/8/03	--	0.01000 U	0.000200 U	0.0020 U	--	0.00200 U	0.0022 U	--	0.0004 U	0.0003 U	0.00200 U	--
3/24/04	--	0.01000 U	0.000200 U	0.0020 U	--	0.00070 U	0.0022 U	--	0.0004 U	0.0020 U	0.00200 U	--
9/21/04	--	0.00430	0.000100 U	0.0020 U	--	0.00200 U	0.0018 U	--	0.0006 U	0.0003 U	0.00200 U	--
4/6/05	--	0.00380	0.000100 U	0.0009 U	--	0.00200 U	0.0018 U	--	0.0006 U	0.0050 U	0.00200 U	--
9/21/05	--	0.02320	0.000100 U	0.0020 U	--	0.00200 U	0.0018 U	--	0.0006 U	0.0050 U	0.00200 U	--
4/5/06	--	0.07720	0.000100 U	0.0022	--	0.00420	0.0004 U	--	0.0004 U	0.0050 U	0.00040 U	--
9/26/06	--	0.04790	0.000300	0.0020 U	--	0.00200 U	0.0005 U	--	0.0007 U	0.0050 U	0.00070 U	--
4/18/07	--	--	0.000200 U	0.0024	--	0.00290	0.0005 U	--	0.0007 U	0.0500 U	0.00070 U	0.00750
10/2/07	--	--	0.000200 U	0.0056	--	0.00540	0.0005 U	--	0.0007 U	0.0020 U	0.00200 U	0.02300
3/25/08	--	--	0.000200 U	0.0022	--	0.00280	0.0008 U	--	0.0006 U	0.0500 U	0.00060 U	0.01000 U
9/23/08	--	--	0.000200 U	0.0040 U	--	0.00400 U	0.0016 U	--	0.0012 U	0.0011 U	0.00120 U	0.02000 U
3/10/09	--	--	0.000200 U	0.0100 U	--	0.01000 U	0.0043 U	--	0.0008 U	0.0011 U	0.00080 U	0.01000 U
9/21/09	26.100	0.03170	0.000200 U	0.0047	3.070	0.00440	0.0020 U	21.40	0.0020 U	--	0.00050 J	0.01000 U
7/26/10	--	--	0.000700	0.0008 J	--	0.00100 U	0.0010 U	--	0.0010 U	0.0050 U	0.00500 U	0.01300
9/20/10	28.500	0.22100	0.000280	0.0050 U	3.130	0.00580	0.0050 U	21.90	0.0050 U	--	0.00500 U	0.01120
4/19/11	35.200 J	0.03380	0.000490	0.0050 U	3.240	0.00710	0.0050 U	21.30 J	0.0050 U	--	0.00500 U	0.00500 U
9/7/11	34.800	0.03690	0.000310	--	3.420	0.00658	0.0050 U	20.80	0.0050 U	--	0.00500 U	0.00576
3/6/12	33.600	0.11300	0.000290	0.0050 U	3.400	0.00506	0.0050 U	24.50	0.0050 U	--	0.00500 U	0.00575

Gude Landfill
Monitoring Location OB07 - Total Metals

Printed 12/10/21

	Magnesium, total (mg/L)	Manganese, total (mg/L)	Mercury, total (mg/L)	Nickel, total (mg/L)	Potassium, total (mg/L)	Selenium, total (mg/L)	Silver, total (mg/L)	Sodium, total (mg/L)	Thallium, total (mg/L)	Tin, total (mg/L)	Vanadium, total (mg/L)	Zinc, total (mg/L)
9/11/12	33.300	0.07240	0.000534	0.0050 U	3.540	0.00714	0.0050 U	19.50	0.0050 U	--	0.00500 U	0.00624
3/27/13	33.900	0.08270	0.000382	0.0050 U	4.660	0.00865	0.0050 U	22.90	0.0050 U	--	0.00500 U	0.00752
9/11/13	37.700	0.04150	0.000387	0.0069	3.470	0.00640	0.0050 U	20.80	0.0050 U	--	0.00500 U	0.00539
3/24/14	40.300	0.03940	0.000510	0.0050 U	3.300	0.00629	0.0050 U	22.10	0.0050 U	--	0.00500 U	0.00500 U
9/2/14	39.900	0.03900	0.000480	0.0050 U	3.450	0.00837	0.0050 U	22.60	0.0050 U	--	0.00500 U	0.00858
3/17/15	36.000	0.15000	0.000290	0.0054 J	3.700	0.00850 J	0.0100 U	21.00	0.0020 U	--	0.01000 U	0.00870 J
9/9/15	38.000	0.05700	0.000360	0.0100 U	3.800	0.01200	0.0010 U	22.00	0.0010 U	--	0.00500 U	0.00500 U
3/17/16	39.600	0.07700	0.000219	0.0020	3.240	0.00744	0.0001 U	22.20	0.0010 U	--	0.00200 U	0.00200 U
8/31/16	38.800	0.10100	0.000233	0.0023	3.270	0.00761	0.0020 U	21.90	0.0010 U	--	0.00200 U	0.00224
3/7/17	38.700	0.12600	0.000200 U	0.0059	3.220	0.01310	0.0050 U	22.00	0.0050 U	--	0.00500 U	0.00503
9/11/17	39.500	0.12700	0.000200 U	0.0050 U	3.330	0.00511	0.0050 U	22.40	0.0050 U	--	0.00500 U	0.03240
4/4/18	36.200	0.11400	0.000240	0.0050 U	3.390	0.00802	0.0050 U	20.70	0.0050 U	--	0.00500 U	0.01880
9/4/18	43.300	0.07220	0.000262	0.0067	3.530	0.01770	0.0050 U	22.90	0.0050 U	--	0.00500 U	0.00500 U
4/8/19	50.800	0.15400	0.000100 U	0.0012	4.770	0.00100 U	0.0010 U	26.50	0.0010 U	--	0.00100 U	0.00400 U
7/30/19	47.000	0.13500	0.000111	0.0017	4.620	0.00100 U	0.0010 U	25.70 B	0.0010 U	--	0.00100 U	0.00437
3/2/20	46.800	0.10100	0.000239	0.0018	3.670	0.00100 U	0.0010 U	24.80	0.0010 U	--	0.00104	0.00400 U
7/29/20	44.000	0.18300	0.000157	0.0043	6.060	0.00100 U	0.0010 U	28.00	0.0010 U	--	0.00100 U	0.00937
3/29/21	43.700	0.13400	0.000426	0.0010	5.740	0.00100 U	0.0010 U	26.40	0.0010 U	--	0.00153	0.01050
9/7/21	51.000	0.09680	0.000673	0.0019	3.710	0.00100 U	0.0010 U	24.80	0.0010 U	--	0.00201	0.00400 U

Gude Landfill
Monitoring Location OB07 - Volatile Organic Compounds

Printed 12/10/21

	1,1,1,2-Tetrachloroethane (ug/L)	1,1,1-Trichloroethane (ug/L)	1,1,2,2-Tetrachloroethane (ug/L)	1,1,2-Trichloroethane (ug/L)	1,1-Dichloroethane (ug/L)	1,1-Dichloroethene (ug/L)	1,1-Dichloropropene (ug/L)	1,2,3-Trichloropropane (ug/L)	1,2-Dibromo-3-chloropropane (ug/L)	1,2-Dibromoethane (ug/L)	1,2-Dichlorobenzene (ug/L)	1,2-Dichloroethane (ug/L)	1,2-Dichloropropane (ug/L)	1,3-Dichloropropane (ug/L)	1,4-Dichlorobenzene (ug/L)
MCL/ GWPS	200			5		7			0.2	0.05	600	5	5		75
4/27/01	0.18 U	0.15 U	0.23 U	0.22 U	0.19 U	0.15 U	0.22 U	0.21 U	0.14 U	0.20 U	10.00 U	0.17 U	0.21 U	0.19 U	10.00 U
9/4/01	0.18 U	0.15 U	0.23 U	0.22 U	0.19 U	0.15 U	0.22 U	0.21 U	0.14 U	0.20 U	10.00 U	0.17 U	0.21 U	0.19 U	10.00 U
3/12/02	0.18 U	0.15 U	0.23 U	0.22 U	0.19 U	0.15 U	0.22 U	0.21 U	0.14 U	0.20 U	10.00 U	0.17 U	0.21 U	0.19 U	10.00 U
9/16/02	0.18 U	0.15 U	0.23 U	0.22 U	0.19 U	0.15 U	0.22 U	0.21 U	0.14 U	0.20 U	10.00 U	0.17 U	0.21 U	0.19 U	10.00 U
6/2/03	1.00 U	1.00 U	1.00 U	0.22 U	0.19 U	1.00 U	1.00 U	1.00 U	3.05	1.00 U	10.00 U	0.17 U	0.21 U	1.00 U	10.00 U
10/8/03	0.18 U	0.15 U	0.23 U	0.22 U	0.19 U	0.15 U	0.22 U	0.21 U	1.00 U	0.20 U	1.00 U	0.17 U	0.21 U	0.19 U	1.00 U
3/24/04	0.18 U	0.15 U	0.23 U	0.22 U	0.19 U	1.00 U	0.22 U	0.21 U	1.00 U	0.20 U	10.00 U	0.17 U	0.21 U	0.19 U	10.00 U
9/21/04	0.13 U	0.24 U	0.44 U	0.25 U	0.27 U	0.37 U	0.35 U	0.40 U	0.33 U	0.28 U	10.00 U	0.27 U	0.34 U	0.33 U	10.00 U
4/6/05	0.13 U	0.24 U	0.44 U	0.25 U	0.27 U	0.37 U	0.35 U	0.40 U	1.00 U	0.28 U	10.00 U	0.27 U	0.34 U	0.33 U	10.00 U
9/21/05	0.13 U	0.24 U	0.44 U	0.25 U	0.27 U	0.37 U	0.35 U	0.40 U	0.33 U	0.28 U	10.00 U	0.27 U	0.34 U	0.33 U	10.00 U
4/5/06	0.13 U	0.24 U	0.44 U	0.25 U	0.27 U	0.37 U	0.35 U	0.40 U	0.33 U	0.28 U	10.00 U	0.27 U	0.34 U	0.33 U	10.00 U
9/26/06	0.13 U	0.24 U	0.44 U	0.25 U	0.27 U	0.37 U	0.35 U	0.40 U	0.33 U	0.28 U	10.00 U	0.27 U	0.34 U	0.33 U	10.00 U
4/18/07	0.13 U	0.24 U	0.44 U	0.25 U	0.27 U	0.37 U	0.35 U	0.40 U	0.33 U	0.28 U	10.00 U	0.27 U	0.34 U	0.33 U	10.00 U
10/2/07	0.13 U	0.24 U	0.44 U	0.25 U	0.27 U	0.37 U	0.35 U	0.40 U	0.33 U	0.28 U	10.00 U	0.27 U	0.34 U	0.33 U	10.00 U
3/25/08	0.18 U	0.18 U	0.21 U	0.23 U	0.22 U	0.18 U	0.26 U	0.14 U	0.50 U	0.16 U	10.00 U	0.18 U	0.17 U	0.20 U	0.23 U
9/23/08	0.12 U	0.17 U	0.14 U	0.17 U	0.14 U	0.15 U	0.13 U	0.17 U	0.20 U	0.08 U	0.10 U	0.13 U	0.15 U	0.13 U	10.00 U
3/10/09	0.12 U	0.17 U	0.14 U	0.17 U	0.14 U	0.15 U	0.13 U	0.17 U	0.20 U	0.08 U	10.00 U	0.13 U	0.15 U	0.13 U	10.00 U
9/21/09	1.00 U	1.00 U	1.00 U	1.00 U	1.00 U	1.00 U	1.00 U	1.00 U	1.00 U	1.00 U	1.00 U	1.00 U	1.00 U	1.00 U	0.51 J
7/26/10	1.00 U	1.00 U	1.00 U	1.00 U	1.00 U	1.00 U	1.00 U	1.00 U	10.00 U	1.00 U	1.00 U	1.00 U	1.00 U	1.00 U	1.00 U
9/20/10	2.00 U	2.00 U	2.00 U	2.00 U	2.00 U	2.00 U	2.00 U	2.00 U	2.00 U	2.00 U	2.00 U	2.00 U	2.00 U	2.00 U	2.00 U

Shaded concentrations represent MCL/GWPS exceedances

Printed on Recycled Paper

Gude Landfill
Monitoring Location OB07 - Volatile Organic Compounds

Printed 12/10/21

	1,1,1,2-Tetrachloroethane (ug/L)	1,1,1-Trichloroethane (ug/L)	1,1,2,2-Tetrachloroethane (ug/L)	1,1,2-Trichloroethane (ug/L)	1,1-Dichloroethane (ug/L)	1,1-Dichloroethene (ug/L)	1,1-Dichloropropene (ug/L)	1,2,3-Trichloropropane (ug/L)	1,2-Dibromo-3-chloropropane (ug/L)	1,2-Dibromoethane (ug/L)	1,2-Dichlorobenzene (ug/L)	1,2-Dichloroethane (ug/L)	1,2-Dichloropropane (ug/L)	1,3-Dichloropropane (ug/L)	1,4-Dichlorobenzene (ug/L)
4/19/11	1.00 U	1.00 U	1.00 U	1.00 U	1.00 U	1.00 U	--	1.00 U	1.00 U	1.00 U	1.00 U	1.00 U	1.00 U	--	1.00 U
9/7/11	1.00 U	1.00 U	1.00 U	1.00 U	1.00 U	19.00	--	1.00 U	1.00 U	1.00 U	1.00 U	1.00 U	5.30	--	1.00 U
3/6/12	1.00 U	1.00 U	1.00 U	1.00 U	1.00 U	1.00 U	--	1.00 U	1.00 U	1.00 U	1.00 U	1.00 U	1.00 U	--	1.00 U
9/11/12	1.00 U	1.00 U	1.00 U	1.00 U	1.00 U	1.00 U	1.00 U	1.00 U	1.00 U	1.00 U	1.00 U	1.00 U	1.00 U	1.00 U	1.00 U
3/27/13	1.00 U	1.00 U	1.00 U	1.00 U	1.00 U	1.00 U	1.00 U	1.00 U	1.00 U	1.00 U	1.00 U	1.00 U	1.00 U	1.00 U	1.00 U
9/11/13	1.00 U	1.00 U	1.00 U	1.00 U	1.00 U	1.00 U	1.00 U	1.00 U	1.00 U	1.00 U	1.00 U	1.00 U	1.00 U	1.00 U	1.00 U
3/24/14	1.00 U	1.00 U	1.00 U	1.00 U	1.00 U	1.00 U	1.00 U	1.00 U	1.00 U	1.00 U	--	1.00 U	1.00 U	1.00 U	1.00 U
9/2/14	1.00 U	1.00 U	1.00 U	1.00 U	1.00 U	1.00 U	1.00 U	1.00 U	1.00 U	1.00 U	1.00 U	1.00 U	1.00 U	1.00 U	1.00 U
3/17/15	1.00 U	1.00 U	1.00 U	1.00 U	1.00 U	1.00 U	1.00 U	1.00 U	1.00 U	1.00 U	1.00 U	1.00 U	1.00 U	1.00 U	1.00 U
9/9/15	1.00 U	1.00 U	1.00 U	1.00 U	1.00 U	1.00 U	1.00 U	1.00 U	1.00 U	1.00 U	1.00 U	1.00 U	1.00 U	1.00 U	1.00 U
3/17/16	1.00 U	1.00 U	1.00 U	1.00 U	1.00 U	1.00 U	1.00 U	1.00 U	1.00 U	1.00 U	1.00 U	1.00 U	1.00 U	1.00 U	1.00 U
8/31/16	1.00 U	1.00 U	1.00 U	1.00 U	1.00 U	1.00 U	1.00 U	1.00 U	1.00 U	1.00 U	1.00 U	1.00 U	1.00 U	1.00 U	1.00 U
3/7/17	1.00 U	1.00 U	1.00 U	1.00 U	1.00 U	1.00 U	1.00 U	1.00 U	1.00 U	1.00 U	1.00 U	1.00 U	1.00 U	1.00 U	1.00 U
9/11/17	1.00 U	1.00 U	1.00 U	1.00 U	1.00 U	1.00 U	1.00 U	1.00 U	1.00 U	1.00 U	1.00 U	1.00 U	1.00 U	1.00 U	1.00 U
4/4/18	1.00 U	1.00 U	1.00 U	1.00 U	1.00 U	1.00 U	1.00 U	1.00 U	1.00 U	1.00 U	1.00 U	1.00 U	1.00 U	1.00 U	1.00 U
9/4/18	1.00 U	1.00 U	1.00 U	1.00 U	1.00 U	1.00 U	1.00 U	1.00 U	1.00 U	1.00 U	1.00 U	1.00 U	1.00 U	1.00 U	1.00 U
4/8/19	1.00 U	1.00 U	1.00 U	1.00 U	1.00 U	1.00 U	1.00 U	1.00 U	1.00 U	1.00 U	1.00 U	1.00 U	1.00 U	1.00 U	1.00 U
7/30/19	1.00 U	1.00 U	1.00 U	1.00 U	1.00 U	1.00 U	1.00 U	1.00 U	1.00 U	1.00 U	1.00 U	1.00 U	1.00 U	1.00 U	1.00 U
3/2/20	1.00 U	1.00 U	1.00 U	1.00 U	1.00 U	1.00 U	1.00 U	1.00 U	1.00 U	1.00 U	1.00 U	1.00 U	1.00 U	1.00 U	1.00 U
7/29/20	1.00 U	1.00 U	1.00 U	1.00 U	1.00 U	1.00 U	1.00 U	1.00 U	0.05 U	0.02 U	1.00 U	1.00 U	1.00 U	1.00 U	1.00 U
3/29/21	1.00 U	1.00 U	1.00 U	1.00 U	1.00 U	1.00 U	1.00 U	1.00 U	0.05 U	0.02 U	1.00 U	1.00 U	1.00 U	1.00 U	1.00 U
9/7/21	1.00 U	1.00 U	1.00 U	1.00 U	1.00 U	1.00 U	1.00 U	1.00 U	0.05 U	0.02 U	1.00 U	1.00 U	1.00 U	1.00 U	1.00 U

Shaded concentrations represent MCL/GWPS exceedances

Printed on Recycled Paper

Gude Landfill
Monitoring Location OB07 - Volatile Organic Compounds

Printed 12/10/21

	2,2-Dichloropropane (ug/L)	2-Butanone (ug/L)	2-Hexanone (ug/L)	4-Methyl-2-Pentanone (ug/L)	Acetone (ug/L)	Acrylonitrile (ug/L)	Benzene (ug/L)	Bromochloromethane (ug/L)	Bromodichloromethane (ug/L)	Bromoform (ug/L)	Bromomethane (ug/L)	Carbon Disulfide (ug/L)	Carbon Tetrachloride (ug/L)	Chlorobenzene (ug/L)	Chloroethane (ug/L)
MCL/ GWPS							5	80	80				5	100	
4/27/01	0.11 U	--	0.18 U	--	1.00 U	--	0.21 U	0.20 U	0.18 U	0.14 U	0.15 U	0.38 U	0.15 U	0.28 U	0.20 U
9/4/01	0.11 U	--	0.18 U	--	1.00 U	--	0.21 U	0.20 U	0.18 U	0.14 U	0.15 U	0.38 U	0.15 U	0.28 U	0.20 U
3/12/02	0.11 U	--	0.18 U	--	1.00 U	--	0.21 U	0.20 U	0.18 U	0.14 U	1.00 U	0.38 U	0.15 U	0.28 U	0.20 U
9/16/02	0.11 U	--	0.18 U	--	1.00 U	--	0.21 U	0.20 U	0.18 U	0.14 U	0.15 U	0.38 U	0.15 U	0.28 U	0.20 U
6/2/03	0.11 U	--	1.00 U	--	1.00 U	--	1.00 U	0.20 U	0.18 U	1.00 U	1.00 U	0.38 U	1.00 U	1.00 U	0.20 U
10/8/03	0.11 U	0.09	0.18 U	--	0.15 U	--	0.21 U	0.20 U	0.18 U	0.14 U	0.15 U	0.38 U	0.15 U	0.28 U	0.20 U
3/24/04	0.11 U	4.21	0.18 U	--	0.15 U	--	0.21 U	0.20 U	0.18 U	0.14 U	1.00 U	2.13	0.15 U	0.28 U	0.20 U
9/21/04	0.23 U	0.29 U	0.19 U	--	0.39 U	--	0.28 U	0.34 U	0.31 U	0.27 U	0.31 U	4.62	0.25 U	0.40 U	0.31 U
4/6/05	0.23 U	3.62	1.00 U	--	1.00 U	--	0.28 U	0.34 U	0.31 U	0.27 U	0.31 U	2.50 U	0.25 U	0.40 U	0.31 U
9/21/05	0.23 U	2.33	0.19 U	--	0.39 U	--	0.28 U	0.34 U	0.31 U	0.27 U	0.31 U	0.75 U	0.25 U	0.40 U	0.31 U
4/5/06	0.23 U	1.00 U	0.19 U	--	0.39 U	--	0.28 U	0.34 U	0.31 U	0.27 U	0.31 U	0.75 U	0.25 U	0.40 U	0.31 U
9/26/06	0.23 U	0.29 U	0.19 U	--	0.39 U	--	0.28 U	0.34 U	0.31 U	0.27 U	0.31 U	0.75 U	0.25 U	0.40 U	0.31 U
4/18/07	0.23 U	1.00 U	0.19 U	--	0.39 U	--	0.28 U	0.34 U	0.31 U	0.27 U	0.31 U	0.75 U	0.25 U	0.40 U	0.31 U
10/2/07	0.23 U	0.29 U	0.19 U	--	0.39 U	--	0.28 U	0.34 U	0.31 U	0.27 U	0.31 U	0.75 U	0.25 U	0.40 U	0.31 U
3/25/08	0.19 U	--	--	--	--	--	0.24 U	0.12 U	0.19 U	0.12 U	0.50 U	--	0.13 U	0.17 U	0.10 U
9/23/08	0.22 U	--	--	--	--	--	0.09 U	0.14 U	0.11 U	0.16 U	0.12 U	--	0.14 U	0.16 U	0.13 U
3/10/09	0.22 U	--	--	--	--	--	0.09 U	0.14 U	0.11 U	0.16 U	0.12 U	--	0.14 U	0.16 U	0.13 U
9/21/09	1.00 U	1.00 U	1.00 U	1.00 U	1.00 U	1.00 U	1.00 U	1.00 U	1.00 U	1.00 U	1.00 U	2.50 U	1.00 U	1.00 U	1.00 U
7/26/10	1.00 U	10.00 U	5.00 U	5.00 U	5.00 U	10.00 U	1.00 U	1.00 U	1.00 U	5.00 U	1.00 U	1.00 U	1.00 U	1.00 U	1.00 U
9/20/10	2.00 U	2.00 U	2.00 U	2.00 U	2.00 U	2.00 U	2.00 U	2.00 U	2.00 U	2.00 U	2.00 U	5.00 U	2.00 U	2.00 U	2.00 U

Shaded concentrations represent MCL/GWPS exceedances

Printed on Recycled Paper

Gude Landfill
Monitoring Location OB07 - Volatile Organic Compounds

Printed 12/10/21

	2,2-Dichloropropane (ug/L)	2-Butanone (ug/L)	2-Hexanone (ug/L)	4-Methyl-2-Pentanone (ug/L)	Acetone (ug/L)	Acrylonitrile (ug/L)	Benzene (ug/L)	Bromochloromethane (ug/L)	Bromodichloromethane (ug/L)	Bromoform (ug/L)	Bromomethane (ug/L)	Carbon Disulfide (ug/L)	Carbon Tetrachloride (ug/L)	Chlorobenzene (ug/L)	Chloroethane (ug/L)
4/19/11	--	5.00 U	5.00 U	5.00 U	5.00 U	5.00 U	1.00 U	1.00 U	1.00 U	1.00 U	1.00 U	1.00 U	1.00 U	1.00 U	1.00 U
9/7/11	--	5.00 U	5.00 U	5.00 U	5.00 U	5.00 U	7.90	1.00 U	1.00 U	1.00 U	1.00 U	1.00 U	1.00 U	1.00 U	1.00 U
3/6/12	--	5.00 U	5.00 U	5.00 U	5.00 U	5.00 U	1.00 U	1.00 U	1.00 U	1.00 U	1.00 U	1.00 U	1.00 U	1.00 U	1.00 U
9/11/12	1.00 U	5.00 U	5.00 U	5.00 U	5.00 U	5.00 U	1.00 U	1.00 U	1.00 U	1.00 U	1.00 U	5.00 U	1.00 U	1.00 U	1.00 U
3/27/13	1.00 U	5.00 U	5.00 U	5.00 U	5.00 U	5.00 U	1.00 U	1.00 U	1.00 U	1.00 U	1.00 U	5.00 U	1.00 U	1.00 U	1.00 U
9/11/13	1.00 U	5.00 U	5.00 U	5.00 U	5.00 U	5.00 U	1.00 U	1.00 U	1.00 U	1.00 U	1.00 U	5.00 U	1.00 U	1.00 U	1.00 U
3/24/14	1.00 U	5.00 U	5.00 U	5.00 U	5.00 U	5.00 U	1.00 U	--	1.00 U	1.00 U	1.00 U	5.00 U	1.00 U	1.00 U	1.00 U
9/2/14	1.00 U	5.00 U	5.00 U	5.00 U	5.00 U	5.00 U	1.00 U	1.00 U	1.00 U	1.00 U	1.00 U	5.00 U	1.00 U	1.00 U	1.00 U
3/17/15	1.00 U	5.00 U	5.00 U	5.00 U	5.00 U	5.00 U	1.00 U	1.00 U	1.00 U	1.00 U	1.00 U	5.00 U	1.00 U	1.00 U	1.00 U
9/9/15	1.00 U	5.00 U	5.00 U	5.00 U	5.00 U	5.00 U	1.00 U	1.00 U	1.00 U	1.00 U	1.00 U	5.00 U	1.00 U	1.00 U	1.00 U
3/17/16	1.00 U	5.00 U	5.00 U	5.00 U	5.00 U	5.00 U	1.00 U	1.00 U	1.00 U	1.00 U	1.00 U	5.00 U	1.00 U	1.00 U	1.00 U
8/31/16	1.00 U	5.00 U	5.00 U	5.00 U	5.00 U	5.00 U	1.00 U	1.00 U	1.00 U	1.00 U	1.00 U	5.00 U	1.00 U	1.00 U	1.00 U
3/7/17	1.00 U	5.00 U	5.00 U	5.00 U	5.00 U	5.00 U	1.00 U	1.00 U	1.00 U	1.00 U	1.00 U	5.00 U	1.00 U	1.00 U	1.00 U
9/11/17	1.00 U	5.00 U	5.00 U	5.00 U	5.00 U	5.00 U	1.00 U	1.00 U	1.00 U	1.00 U	1.00 U	5.00 U	1.00 U	1.00 U	1.00 U
4/4/18	1.00 U	5.00 U	5.00 U	5.00 U	5.00 U	5.00 U	1.00 U	1.00 U	1.00 U	1.00 U	1.00 U	5.00 U	1.00 U	1.00 U	1.00 U
9/4/18	1.00 U	5.00 U	5.00 U	5.00 U	5.00 U	5.00 U	1.00 U	1.00 U	1.00 U	1.00 U	1.00 U	5.00 U	1.00 U	1.00 U	1.00 U
4/8/19	1.00 U	5.00 U	5.00 U	5.00 U	7.60	5.00 U	1.00 U	1.00 U	1.00 U	1.00 U	1.00 U	1.00 U	1.00 U	1.00 U	1.00 U
7/30/19	1.00 U	5.00 U	5.00 U	5.00 U	5.00 U	5.00 U	1.00 U	1.00 U	1.00 U	1.00 U	1.00 U	1.00 U	1.00 U	1.00 U	1.00 U
3/2/20	1.00 U	5.00 U	5.00 U	5.00 U	5.00 U	5.00 U	1.00 U	1.00 U	1.00 U	1.00 U	1.00 U	1.00 U	1.00 U	1.00 U	1.00 U
7/29/20	1.00 U	5.00 U	5.00 U	5.00 U	5.00 U	5.00 U	1.00 U	1.00 U	1.00 U	1.00 U	1.00 U	1.00 U	1.00 U	1.00 U	1.00 U
3/29/21	1.00 U	5.00 U	5.00 U	5.00 U	5.00 U	5.00 U	1.00 U	1.00 U	1.00 U	1.00 U	1.00 U	1.00 U	1.00 U	1.00 U	1.00 U
9/7/21	1.00 U	5.00 U	5.00 U	5.00 U	5.00 U	5.00 U	1.00 U	1.00 U	1.00 U	1.00 U	1.00 U	1.00 U	1.00 U	1.00 U	1.00 U

Gude Landfill
Monitoring Location OB07 - Volatile Organic Compounds

Printed 12/10/21

	Chloroform (ug/L)	Chloromethane (ug/L)	cis-1,2-Dichloroethene (ug/L)	cis-1,3-Dichloropropene (ug/L)	Dibromochloromethane (ug/L)	Ethylbenzene (ug/L)	m&p-Xylene (ug/L)	Methyl Iodide (ug/L)	Methyl Tertiary Butyl Ether (ug/L)	Methylene Bromide (ug/L)	Methylene Chloride (ug/L)	o-Xylene (ug/L)	Styrene (ug/L)	Tetrachloroethene (ug/L)	Toluene (ug/L)
MCL/ GWPS	80		70		80	700	10000				5	10000	100	5	1000
4/27/01	0.23 U	0.21 U	0.22 U	0.19 U	0.17 U	0.26 U	0.28 U	0.17 U	--	0.22 U	0.21 U	0.27 U	0.21 U	1.00 U	1.67
9/4/01	0.23 U	0.21 U	1.00 U	0.19 U	0.17 U	0.26 U	0.28 U	0.17 U	--	0.22 U	1.52	0.27 U	0.21 U	1.00 U	1.42
3/12/02	0.23 U	0.21 U	1.00 U	0.19 U	0.17 U	0.26 U	0.28 U	0.17 U	--	0.22 U	1.00 U	0.27 U	0.21 U	1.54	2.09
9/16/02	0.23 U	0.21 U	0.22 U	0.19 U	0.17 U	0.26 U	0.28 U	0.17 U	--	0.22 U	0.21 U	0.27 U	0.21 U	1.00 U	1.11
6/2/03	0.23 U	0.21 U	1.00 U	0.19 U	1.00 U	0.26 U	1.74	0.17 U	--	0.22 U	0.21 U	1.00 U	1.00 U	2.28	2.62
10/8/03	0.23 U	0.21 U	0.22 U	0.19 U	0.17 U	0.26 U	0.28 U	0.17 U	--	0.22 U	0.21 U	0.27 U	0.21 U	0.17 U	1.00 U
3/24/04	0.23 U	1.00 U	1.00 U	0.19 U	0.17 U	0.26 U	1.00 U	1.00 U	--	0.22 U	0.21 U	0.27 U	0.21 U	1.00 U	1.43
9/21/04	0.27 U	0.25 U	0.28 U	0.29 U	0.27 U	0.23 U	0.40 U	0.28 U	--	0.25 U	0.34 U	0.18 U	0.25 U	1.00 U	1.88
4/6/05	0.27 U	0.25 U	0.28 U	0.29 U	0.27 U	0.23 U	0.40 U	0.28 U	--	0.25 U	0.34 U	0.18 U	0.25 U	1.00 U	1.14
9/21/05	0.27 U	0.25 U	1.00 U	0.29 U	0.27 U	0.23 U	0.40 U	0.28 U	--	0.25 U	0.34 U	0.18 U	0.25 U	1.00 U	0.32 U
4/5/06	0.27 U	0.25 U	0.28 U	0.29 U	0.27 U	0.23 U	0.40 U	0.28 U	--	0.25 U	0.34 U	0.18 U	0.25 U	0.36 U	0.32 U
9/26/06	0.27 U	0.25 U	1.81	0.29 U	0.27 U	0.23 U	0.40 U	0.28 U	--	0.25 U	0.34 U	0.18 U	0.25 U	1.68	0.32 U
4/18/07	0.27 U	0.25 U	1.00 U	0.29 U	0.27 U	0.23 U	0.40 U	1.00 U	--	0.25 U	0.34 U	0.18 U	0.25 U	1.00 U	0.32 U
10/2/07	0.27 U	0.25 U	1.00 U	0.29 U	0.27 U	0.23 U	0.40 U	0.28 U	--	0.25 U	0.34 U	0.18 U	0.25 U	1.00 U	0.32 U
3/25/08	0.21 U	0.15 U	0.81	0.13 U	0.15 U	0.26 U	0.43 U	--	1.73 U	0.15 U	0.12 U	0.22 U	0.20 U	0.60	0.28 U
9/23/08	0.12 U	0.20 U	1.35	0.12 U	0.13 U	0.12 U	0.23 U	--	1.25 U	0.20 U	0.17 U	0.11 U	0.11 U	1.01	0.12 U
3/10/09	0.12 U	0.20 U	1.45	0.12 U	0.13 U	0.12 U	0.23 U	--	1.25 U	0.20 U	0.17 U	0.11 U	0.11 U	1.30	0.12 U
9/21/09	1.00 U	1.00 U	1.63	1.00 U	1.00 U	1.00 U	2.00 U	1.00 U	1.00 U	1.00 U	1.00 U	1.00 U	1.00 U	0.99 J	1.00 U
7/26/10	1.00 U	1.00 U	2.00	1.00 U	1.00 U	1.00 U	2.00 U	20.00 U	--	1.00 U	1.00 U	1.00 U	1.00 U	1.00	1.00 U
9/20/10	2.00 U	1.38 J	1.48 J	2.00 U	2.00 U	2.00 U	4.00 U	2.00 U	2.00 U	2.00 U	2.00 U	2.00 U	2.00 U	1.61 J	2.00 U

Shaded concentrations represent MCL/GWPS exceedances

Printed on Recycled Paper

Gude Landfill
Monitoring Location OB07 - Volatile Organic Compounds

Printed 12/10/21

	Chloroform (ug/L)	Chloromethane (ug/L)	cis-1,2-Dichloroethene (ug/L)	cis-1,3-Dichloropropene (ug/L)	Dibromochloromethane (ug/L)	Ethylbenzene (ug/L)	m&p-Xylene (ug/L)	Methyl Iodide (ug/L)	Methyl Tertiary Butyl Ether (ug/L)	Methylene Bromide (ug/L)	Methylene Chloride (ug/L)	o-Xylene (ug/L)	Styrene (ug/L)	Tetrachloroethene (ug/L)	Toluene (ug/L)
4/19/11	1.00 U	1.00 U	1.00 U	1.00 U	1.00 U	1.00 U	--	1.00 U	2.00 U	1.00 U	1.00 U	--	1.00 U	1.00 U	1.00 U
9/7/11	1.00 U	1.00 U	1.00 U	1.00 U	1.00 U	1.00 U	--	1.00 U	2.00 U	1.00 U	1.00 U	--	1.00 U	23.00	1.00 U
3/6/12	1.00 U	1.00 U	1.70	1.00 U	1.00 U	1.00 U	--	1.00 U	1.00 U	1.00 U	1.00 U	--	1.00 U	1.00 U	1.00 U
9/11/12	1.00 U	1.00 U	1.00 U	1.00 U	1.00 U	1.00 U	2.00 U	5.00 U	5.00 U	1.00 U	1.00 U	1.00 U	1.00 U	1.00 U	1.00 U
3/27/13	1.00 U	1.00 U	1.70	1.00 U	1.00 U	1.00 U	2.00 U	5.00 U	5.00 U	1.00 U	1.00 U	1.00 U	1.00 U	1.52	1.00 U
9/11/13	1.00 U	1.00 U	1.66	1.00 U	1.00 U	1.00 U	2.00 U	5.00 U	5.00 U	1.00 U	1.00 U	1.00 U	1.00 U	1.00 U	1.00 U
3/24/14	1.00 U	1.00 U	1.70	1.00 U	1.00 U	1.00 U	2.00 U	5.00 U	5.00 U	1.00 U	1.00 U	1.00 U	1.00 U	1.19	1.00 U
9/2/14	1.00 U	1.00 U	1.67	1.00 U	1.00 U	1.00 U	2.00 U	5.00 U	5.00 U	1.00 U	1.00 U	1.00 U	1.00 U	1.20	1.00 U
3/17/15	1.00 U	1.00 U	1.53	1.00 U	1.00 U	1.00 U	2.00 U	5.00 U	5.00 U	1.00 U	1.00 U	1.00 U	1.00 U	1.00 U	1.00 U
9/9/15	1.00 U	1.00 U	1.64	1.00 U	1.00 U	1.00 U	2.00 U	5.00 U	5.00 U	1.00 U	1.00 U	1.00 U	1.00 U	1.14	1.00 U
3/17/16	1.00 U	1.00 U	1.83	1.00 U	1.00 U	1.00 U	2.00 U	5.00 U	5.00 U	1.00 U	1.00 U	1.00 U	1.00 U	1.07	1.00 U
8/31/16	1.00 U	1.00 U	1.50	1.00 U	1.00 U	1.00 U	2.00 U	5.00 U	5.00 U	1.00 U	1.00 U	1.00 U	1.00 U	1.00 U	1.00 U
3/7/17	1.00 U	1.00 U	1.59	1.00 U	1.00 U	1.00 U	2.00 U	5.00 U	5.00 U	1.00 U	1.00 U	1.00 U	1.00 U	1.00 U	1.00 U
9/11/17	1.00 U	1.00 U	1.34	1.00 U	1.00 U	1.00 U	2.00 U	5.00 U	5.00 U	1.00 U	1.00 U	1.00 U	1.00 U	1.00 U	1.00 U
4/4/18	1.00 U	1.00 U	1.28	1.00 U	1.00 U	1.00 U	2.00 U	5.00 U	5.00 U	1.00 U	1.00 U	1.00 U	1.00 U	1.00 U	1.00 U
9/4/18	1.00 U	1.00 U	1.57	1.00 U	1.00 U	1.00 U	2.00 U	5.00 U	5.00 U	1.00 U	1.00 U	1.00 U	1.00 U	1.00 U	1.00 U
4/8/19	1.00 U	1.00 U	1.70	1.00 U	1.00 U	1.00 U	1.00 U	1.00 U	1.00 U	1.00 U	1.00 U	1.00 U	1.00 U	1.00 U	1.00 U
7/30/19	1.00 U	1.00 U	2.30	1.00 U	1.00 U	1.00 U	1.00 U	1.00 U	1.00 U	1.00 U	1.00 U	1.00 U	1.00 U	1.10	1.00 U
3/2/20	1.00 U	1.00 U	1.70	1.00 U	1.00 U	1.00 U	1.00 U	1.00 U	1.00 U	1.00 U	1.00 U	1.00 U	1.00 U	1.00 U	1.00 U
7/29/20	1.00 U	1.00 U	1.30	1.00 U	1.00 U	1.00 U	1.00 U	1.00 U	1.00 U	1.00 U	1.00 U	1.00 U	1.00 U	1.00 U	1.00 U
3/29/21	1.00 U	1.00 U	1.60	1.00 U	1.00 U	1.00 U	1.00 U	1.00 U	1.00 U	1.00 U	1.00 U	1.00 U	1.00 U	1.00 U	1.00 U
9/7/21	1.00 U	1.00 U	1.30	1.00 U	1.00 U	1.00 U	1.00 U	1.00 U	1.00 U	1.00 U	1.00 U	1.00 U	1.00 U	1.00 U	1.00 U

Shaded concentrations represent MCL/GWPS exceedances

Printed on Recycled Paper

Gude Landfill

Printed 12/10/21

Monitoring Location OB07 - Volatile Organic Compounds

	trans-1,2-Dichloroethene (ug/L)	trans-1,3-Dichloropropene (ug/L)	trans-1,4-Dichloro-2-butene (ug/L)	Trichloroethene (ug/L)	Trichlorofluoromethane (ug/L)	Vinyl Acetate (ug/L)	Vinyl Chloride (ug/L)	Xylene (ug/L)
MCL/ GWPS	100			5			2	10000
4/27/01	0.22 U	0.13 U	0.14 U	1.00 U	0.18 U	--	--	--
9/4/01	0.22 U	0.13 U	0.14 U	1.00 U	0.18 U	--	--	--
3/12/02	0.22 U	0.13 U	0.14 U	1.00 U	0.18 U	--	--	--
9/16/02	0.22 U	0.13 U	0.14 U	1.00 U	0.18 U	--	--	--
6/2/03	0.22 U	0.13 U	0.14 U	1.00 U	1.00 U	--	--	--
10/8/03	0.22 U	0.13 U	0.14 U	1.00 U	0.18 U	--	0.06	--
3/24/04	1.00 U	0.13 U	1.00 U	1.00 U	1.00 U	--	0.22	--
9/21/04	0.45 U	0.24 U	0.30 U	0.31 U	0.36 U	--	0.32 U	--
4/6/05	0.45 U	0.24 U	0.30 U	0.31 U	0.36 U	--	0.32 U	--
9/21/05	0.45 U	0.24 U	0.30 U	0.31 U	0.36 U	--	0.32 U	--
4/5/06	0.45 U	0.24 U	0.30 U	0.31 U	0.36 U	--	0.32 U	--
9/26/06	0.45 U	0.24 U	0.30 U	1.00 U	0.36 U	--	0.32 U	--
4/18/07	0.45 U	0.24 U	0.30 U	0.31 U	0.36 U	--	0.32 U	--
10/2/07	0.45 U	0.24 U	0.30 U	1.00 U	0.36 U	--	0.32 U	--
3/25/08	0.22 U	0.08 U	--	0.23 U	0.07 U	--	0.22 U	--
9/23/08	0.14 U	0.13 U	--	0.50 U	0.10 U	--	0.18 U	--
3/10/09	0.14 U	0.13 U	--	0.50 U	0.10 U	--	0.18 U	--
9/21/09	1.00 U	1.00 U	1.00 U	0.53 J	1.00 U	--	1.00 U	--
7/26/10	1.00 U	1.00 U	5.00 U	1.00 U	1.00 U	1.00 U	1.00 U	--
9/20/10	2.00 U	2.00 U	2.00 U	0.72 J	2.00 U	2.00 U	2.00 U	--

Gude Landfill

Monitoring Location OB07 - Volatile Organic Compounds

	trans-1,2-Dichloroethene (ug/L)	trans-1,3-Dichloropropene (ug/L)	trans-1,4-Dichloro-2-butene (ug/L)	Trichloroethene (ug/L)	Trichlorofluoromethane (ug/L)	Vinyl Acetate (ug/L)	Vinyl Chloride (ug/L)	Xylene (ug/L)
4/19/11	1.00 U	1.00 U	5.00 U	1.00 U	1.00 U	1.00 U	1.00 U	1.00 U
9/7/11	1.00 U	1.00 U	5.00 U	23.00	1.00 U	1.00 U	1.00 U	1.00 U
3/6/12	1.00 U	1.00 U	5.00 U	1.00 U	1.00 U	1.00 U	1.00 U	1.00 U
9/11/12	1.00 U	1.00 U	5.00 U	1.00 U	1.00 U	5.00 U	1.00 U	--
3/27/13	1.00 U	1.00 U	5.00 U	1.00 U	1.00 U	5.00 U	1.00 U	--
9/11/13	1.00 U	1.00 U	5.00 U	1.00 U	1.00 U	5.00 U	1.00 U	--
3/24/14	1.00 U	1.00 U	5.00 U	1.00 U	1.00 U	5.00 U	1.00 U	--
9/2/14	1.00 U	1.00 U	5.00 U	1.00 U	1.00 U	5.00 U	1.00 U	--
3/17/15	1.00 U	1.00 U	5.00 U	1.00 U	1.00 U	5.00 U	1.00 U	--
9/9/15	1.00 U	1.00 U	5.00 U	1.00 U	1.00 U	5.00 U	1.00 U	--
3/17/16	1.00 U	1.00 U	5.00 U	1.00 U	1.00 U	5.00 U	1.00 U	--
8/31/16	1.00 U	1.00 U	5.00 U	1.00 U	1.00 U	5.00 U	1.00 U	--
3/7/17	1.00 U	1.00 U	5.00 U	1.00 U	1.00 U	5.00 U	1.00 U	--
9/11/17	1.00 U	1.00 U	5.00 U	1.00 U	1.00 U	5.00 U	1.00 U	--
4/4/18	1.00 U	1.00 U	5.00 U	1.00 U	1.00 U	5.00 U	1.00 U	--
9/4/18	1.00 U	1.00 U	5.00 U	1.00 U	1.00 U	5.00 U	1.00 U	--
4/8/19	1.00 U	1.00 U	1.00 U	1.00 U	1.00 U	1.00 U	1.00 U	--
7/30/19	1.00 U	1.00 U	1.00 U	1.00 U	1.00 U	1.00 U	1.00 U	--
3/2/20	1.00 U	1.00 U	1.00 U	1.00 U	1.00 U	1.00 U	1.00 U	--
7/29/20	1.00 U	1.00 U	1.00 U	1.00 U	1.00 U	1.00 U	1.00 U	--
3/29/21	1.00 U	1.00 U	1.00 U	1.00 U	1.00 U	1.00 U	1.00 U	--
9/7/21	1.00 U	1.00 U	1.00 U	1.00 U	1.00 U	1.00 U	1.00 U	--

Gude Landfill
Monitoring Location OB07A - General Parameters

Printed 12/10/21

	Alkalinity (mg/L)	Ammonia Nitrogen (mg/L)	Chemical Oxygen Demand (mg/L)	Chloride (mg/L)	Cyanide, Total (mg/L)	Dissolved Oxygen, Field (mg/L)	Hardness (mg/L)	Nitrate (mg/L)	Nitrate+Nitrite (mg/L)	Nitrite (mg/L)	ORP, Field (mV)	pH, Field (SU)	pH, Lab (SU)	Phosphate (mg/L)
MCL/ GWPS					0.2			10		1				
4/27/01	--	--	--	94.1521	0.001 U	--	--	--	--	--	--	--	--	--
9/4/01	--	--	--	87.0069	0.003	--	--	--	--	--	--	--	--	--
3/12/02	--	--	--	96.7173	0.002	--	--	--	--	--	--	--	--	--
9/16/02	--	--	--	89.1421	0.001 U	--	--	--	--	--	--	--	--	--
6/2/03	--	--	--	102.9520	0.002 U	--	--	--	--	--	--	--	--	0.016
10/8/03	--	--	--	--	0.005 U	--	--	--	--	--	--	--	--	0.013
3/24/04	--	--	--	--	0.005 U	--	--	--	--	--	--	--	--	0.030
9/21/04	--	--	--	--	0.005 U	--	--	--	--	--	--	--	--	0.043
4/6/05	--	--	--	--	0.002 U	--	--	--	--	--	--	--	--	0.003 U
9/21/05	--	--	--	--	0.002 U	--	--	--	--	--	--	--	--	0.041
4/5/06	--	--	--	--	0.006	--	--	--	--	--	--	--	--	0.024
9/26/06	--	--	--	--	0.001 U	--	--	--	--	--	--	--	--	0.038
4/18/07	--	--	--	--	0.002 U	--	--	--	--	--	--	--	--	0.048
10/2/07	--	--	--	--	0.005 U	--	--	--	--	--	--	--	--	0.049
3/25/08	--	--	--	--	--	--	--	--	--	--	--	--	--	--
9/23/08	--	--	--	--	--	--	--	--	--	--	--	--	--	--
9/21/09	124.0	0.20 U	17.8	235.0000	--	--	420.0	0.8907	--	--	--	--	--	--
7/26/10	--	--	--	--	0.050 U	--	--	--	--	--	--	--	--	--
9/20/10	115.0	0.20 U	9.7 J	205.0000	--	--	350.0	0.9000	0.90	0.05 U	--	--	--	--

Gude Landfill
Monitoring Location OB07A - General Parameters

Printed 12/10/21

	Alkalinity (mg/L)	Ammonia Nitrogen (mg/L)	Chemical Oxygen Demand (mg/L)	Chloride (mg/L)	Cyanide, Total (mg/L)	Dissolved Oxygen, Field (mg/L)	Hardness (mg/L)	Nitrate (mg/L)	Nitrate+Nitrite (mg/L)	Nitrite (mg/L)	ORP, Field (mV)	pH, Field (SU)	pH, Lab (SU)	Phosphate (mg/L)
4/19/11	112.0	0.20 U	16.5	216.0000	--	--	390.0	0.9020	0.95	0.05 U	--	--	--	--
9/7/11	115.0	0.20 U	10.0	246.0000	--	--	424.0	0.8910	0.94	0.05 U	--	--	--	--
3/6/12	122.0	0.20 U	16.9	244.0000	--	--	408.0	0.9700	1.02	0.05 U	--	--	--	--
9/11/12	119.0	0.20 U	15.0	265.0000	--	--	436.0	0.9700	1.02	0.05 U	--	--	--	--
3/27/13	112.0	0.20 U	17.3	255.0000	--	0.05	420.0	1.0000	1.05	0.05 U	418.0	6.05	--	--
9/11/13	120.0	0.20 U	12.8	268.0000	--	0.05	448.0	1.0000	1.05	0.05 U	352.0	5.70	--	--
3/24/14	118.0	0.20 U	18.2	260.0000	--	0.06	450.0	0.9700	--	--	439.0	5.94	--	--
9/2/14	114.0	0.20 U	21.3	240.0000	--	1.82	416.0	0.9420	0.99	0.05 U	355.0	6.05	--	--
3/17/15	119.0	0.20 U	16.6	254.0000	--	0.00	434.0	1.0100	1.06	0.05 U	361.0	6.34	--	--
9/9/15	120.0	0.20 U	20.2	272.0000	--	0.61	436.0	1.0300	1.08	0.05 U	315.0	5.77	--	--
3/17/16	70.0	0.20 U	10.0 U	136.0000	--	2.55	252.0	0.3640	0.37	0.05 U	363.0	6.04	--	--
8/31/16	77.0	0.20 U	10.0 U	132.0000	--	1.66	226.0	0.3430	0.35	0.05 U	377.0	5.95	--	--
3/7/17	153.0	0.20 U	20.3	298.0000	--	--	240.0	0.9337	0.99	0.06	412.0	5.81	--	--
9/11/17	139.0	0.20 U	17.8	282.0000	--	0.43	532.0	0.9620	1.02	0.06	423.0	5.95	--	--
4/4/18	101.0	0.20 U	14.7	205.0000	--	--	350.0	0.5700	0.62	0.05 U	227.0	5.88	--	--
9/4/18	74.5	0.20 U	10.5	151.0000	--	--	253.0	0.4350	0.45	0.05 U	224.0	5.77	--	--
4/8/19	122.0	0.10 U	25.2	239.0000	--	1.67	411.0 B	0.2000 U	--	--	180.4	5.69	5.98	--
7/30/19	110.0	0.10 U	20.6	210.0000	--	1.33	318.0 B	1.5000	--	--	199.9	5.71	5.99	--
3/2/20	98.2	0.10 U	18.3	189.0000	--	2.60	407.0	1.4700	--	--	223.0	5.85	6.15	--
7/29/20	68.0	0.10 U	15.5	142.0000	--	1.56	226.0	0.5300	--	--	216.4	5.75	5.90	--
3/29/21	83.0	0.10 U	6.2	150.0000	--	1.90	229.0	0.5580	--	--	229.1	5.88	6.11	--
9/7/21	150.0	0.05 U	25.8	266.0000	--	0.90	478.0	1.0000	--	--	146.6	6.07	6.03	--

Gude Landfill

Printed 12/10/21

Monitoring Location OB07A - General Parameters

	Specific Conductivity, Field (uS/cm)	Specific Conductivity, Lab (umhos/cm)	Sulfate, total (mg/L)	Sulfide (mg/L)	Temperature, field (°C)	Total Dissolved Solids (mg/L)	Total Phenolics (mg/L)	Total Suspended Solids (mg/L)	Turbidity (NTU)	Turbidity, Field (NTU)
MCL/ GWPS										
4/27/01	--	--	--	--	--	--	--	--	0.300	--
9/4/01	--	--	--	--	--	--	--	--	0.950	--
3/12/02	--	--	--	--	--	--	--	--	1.280	--
9/16/02	--	--	--	--	--	--	--	--	2.400	--
6/2/03	--	--	--	--	--	--	0	--	5.200	--
10/8/03	--	--	--	--	--	--	0 U	--	--	--
3/24/04	--	--	--	--	--	--	0 U	--	--	--
9/21/04	--	--	--	--	--	--	0 U	--	--	--
4/6/05	--	--	--	--	--	--	0 U	--	--	--
9/21/05	--	--	--	--	--	--	0	--	--	--
4/5/06	--	--	--	--	--	--	0	--	--	--
9/26/06	--	--	--	--	--	--	0	--	--	--
4/18/07	--	--	--	--	--	--	0 U	--	--	--
10/2/07	--	--	--	--	--	--	0 U	--	--	--
3/25/08	--	--	--	--	--	--	0 U	--	--	--
9/23/08	--	--	--	--	--	--	0 U	--	--	--
9/21/09	--	--	22.40	--	--	784.0	--	--	0.317	--
7/26/10	--	--	--	3.0 U	--	--	--	--	--	--
9/20/10	--	--	21.60	--	--	1176.0	--	--	1.550	--

Gude Landfill

Printed 12/10/21

Monitoring Location OB07A - General Parameters

	Specific Conductivity, Field (uS/cm)	Specific Conductivity, Lab (umhos/cm)	Sulfate, total (mg/L)	Sulfide (mg/L)	Temperature, field (°C)	Total Dissolved Solids (mg/L)	Total Phenolics (mg/L)	Total Suspended Solids (mg/L)	Turbidity (NTU)	Turbidity, Field (NTU)
4/19/11	--	--	22.60 J	--	--	796.0	--	--	0.579	--
9/7/11	--	--	28.00	--	--	872.0	--	--	--	--
3/6/12	--	--	24.30	--	--	748.0	--	--	--	--
9/11/12	--	--	24.60	--	--	856.0	--	--	--	--
3/27/13	1.2	--	27.50	--	12.3	718.0	--	--	--	0.00
9/11/13	1016.0	--	31.00	--	14.4	774.0	--	--	--	0.75
3/24/14	996.9	--	30.60	--	12.1	590.0	--	--	--	0.99
9/2/14	909.0	--	28.40	--	14.2	752.0	--	--	--	0.00
3/17/15	856.8	--	29.70	--	15.2	606.0	--	--	--	0.00
9/9/15	1014.0	--	35.50	--	13.6	583.0	--	--	--	0.00
3/17/16	515.1	--	5.65	--	10.4	422.0	--	--	--	2.50
8/31/16	546.0	--	5.18	--	21.8	428.0	--	--	--	0.00
3/7/17	1129.0	--	42.40	--	12.8	624.0	--	--	--	0.00
9/11/17	1255.0	--	48.00	--	13.6	837.0	--	--	--	0.90
4/4/18	626.2	--	20.70	--	12.6	464.0	--	--	--	2.10
9/4/18	625.0	--	5.90	--	20.9	377.0	--	--	--	0.00
4/8/19	542.0	1050.0	40.70	--	12.8	771.0	--	2.6 U	1.090	2.30
7/30/19	526.0	938.0	31.50	--	13.5	775.0	--	2.3 U	0.645	0.00
3/2/20	557.0	817.0	20.90	--	12.6	539.0	--	2.5 U	0.500 U	0.00
7/29/20	574.0	643.0	7.13	--	18.5	407.0	--	6.9	2.010	2.70
3/29/21	564.0	675.0	8.20	--	12.7	356.0	--	2.2 J	0.607	0.76
9/7/21	1008.0	1200.0	46.60	--	14.0	664.0	--	3.8	0.500 U	1.80

Shaded concentrations represent MCL/GWPS exceedances

Printed on Recycled Paper

Gude Landfill
Monitoring Location OB07A - Dissolved Metals

Printed 12/10/21

	Antimony, dissolved (mg/L)	Arsenic, dissolved (mg/L)	Barium, dissolved (mg/L)	Beryllium, dissolved (mg/L)	Cadmium, dissolved (mg/L)	Calcium, dissolved (mg/L)	Chromium, dissolved (mg/L)	Cobalt, dissolved (mg/L)	Copper, dissolved (mg/L)	Iron, dissolved (mg/L)	Lead, dissolved (mg/L)	Magnesium, dissolved (mg/L)	Manganese, dissolved (mg/L)	Mercury, dissolved (mg/L)
MCL/ GWPS	0.006	0.01	2	0.004	0.005		0.1				0.015			0.002
4/19/11	0.005 U	0.005 U	0.039	0.005 U	0.005 U	73.1	0.01 U	0.01 U	0.005 U	0.5 U	0.005 U	40.7	0.051	0.0002
9/7/11	--	--	--	--	--	--	--	--	--	--	--	--	--	--
3/6/12	0.005 U	0.005 U	0.041	0.005 U	0.005 U	88.8	0.01 U	0.01 U	0.006	0.4	0.005 U	52.0	0.049	0.0004
9/11/12	0.005 U	0.005 U	0.048	0.010 U	0.005 U	94.5	0.01 U	0.01 U	0.005 U	0.5	0.005 U	53.3	0.069	0.0008
3/27/13	0.005 U	0.005 U	0.045	0.005 U	0.005 U	92.6	0.01 U	0.01 U	0.011	0.6	0.005 U	50.2	0.061	0.0005
9/11/13	0.005 U	0.005 U	0.045	0.005 U	0.005 U	93.0	0.01 U	0.01 U	0.005 U	0.4	0.005 U	53.2	0.059	0.0006
3/24/14	0.005 U	0.005 U	0.047	0.005 U	0.005 U	105.0	0.01 U	0.01 U	0.005 U	0.5	0.005 U	59.3	0.055	0.0006
9/2/14	0.005 U	0.005 U	0.046	0.005 U	0.005 U	83.0	0.01 U	0.01 U	0.005 U	0.5	0.005 U	47.7	0.055	0.0005
3/17/15	0.002 U	0.003	0.039	0.002 U	0.004 U	86.0	0.01 U	0.01 U	0.001 J	0.0 U	0.002 U	51.0	0.031	0.0007
9/9/15	0.001 U	0.001 U	0.040	0.001 U	0.001 U	94.0	0.01 U	0.01 U	0.005 U	0.0 U	0.001 U	55.0	0.054	0.0008
3/17/16	0.002 U	0.002 U	0.040	0.002 U	0.002 U	56.6	0.00 U	0.00 U	0.002 U	0.3	0.002 U	26.9	0.119	0.0002 U
8/31/16	0.002 U	0.002 U	0.043	0.002 U	0.002 U	49.8	0.00 U	0.00 U	0.002 U	0.3	0.002 U	21.8	0.153	0.0002 U
3/7/17	0.002 U	0.003	0.052	0.002 U	0.002 U	113.0	0.00	0.00 U	0.003	0.6	0.002 U	63.8	0.067	0.0002 U
9/11/17	0.002 U	0.002 U	0.052	0.002 U	0.002 U	113.0	0.00	0.00 U	0.002 U	0.6	0.002 U	63.1	0.069	0.0002 U
4/4/18	0.002 U	0.005	0.054	0.002 U	0.002 U	111.0	0.01	0.00 U	0.003	0.1 U	0.002 U	59.3	0.096	0.0002 U
9/4/18	0.002 U	0.002	0.043	0.002 U	0.002 U	60.3	0.00	0.00 U	0.002 U	0.1 U	0.002 U	24.6	0.176	0.0002 U

Gude Landfill

Printed 12/10/21

Monitoring Location OB07A - Dissolved Metals

	Nickel, dissolved (mg/L)	Potassium, dissolved (mg/L)	Selenium, dissolved (mg/L)	Silver, dissolved (mg/L)	Sodium, dissolved (mg/L)	Thallium, dissolved (mg/L)	Vanadium, dissolved (mg/L)	Zinc, dissolved (mg/L)
MCL/ GWPS			0.05			0.002		
4/19/11	0.01 U	2.4	0.009	0.01 U	21.9	0.005 U	0.01 U	0.005 U
9/7/11	0.01 U	--	--	--	--	--	--	--
3/6/12	0.01 U	2.4	0.007	0.01 U	31.4	0.005 U	0.01 U	0.005 U
9/11/12	0.01	2.7	0.011	0.01 U	25.9	0.005 U	0.01 U	0.005 U
3/27/13	0.01 U	3.3	0.010	0.01 U	28.1	0.005 U	0.01 U	0.005 U
9/11/13	0.01	2.4	0.010	0.01 U	25.2	0.005 U	0.01 U	0.005 U
3/24/14	0.01 U	2.5	0.008	0.01 U	29.1	0.005 U	0.01 U	0.005 U
9/2/14	0.01 U	2.2	0.010	0.01 U	25.3	0.005 U	0.01 U	0.008
3/17/15	0.01 J	2.3	0.011 J	0.01 U	24.0	0.002 U	0.01 U	0.010 U
9/9/15	0.00 J	2.5	0.009	0.00 U	27.0	0.001 U	0.01 U	--
3/17/16	0.01	2.7	0.005	0.00 U	17.3	0.001 U	0.00 U	0.004
8/31/16	0.01	3.0	0.006	0.00 U	16.3	0.001 U	0.00 U	0.005
3/7/17	0.01	2.4	0.017	0.00 U	30.4	0.001 U	0.00	0.003
9/11/17	0.00	2.5	0.008	0.00 U	29.6	0.001 U	0.00 U	0.002 U
4/4/18	0.01	2.6	0.014	0.00 U	26.9	0.001 U	0.00 U	0.009
9/4/18	0.01	3.0	0.009	0.00 U	17.1	0.001 U	0.00 U	0.006

Gude Landfill
Monitoring Location OB07A - Total Metals

Printed 12/10/21

	Antimony, total (mg/L)	Arsenic, total (mg/L)	Barium, total (mg/L)	Beryllium, total (mg/L)	Boron, total (mg/L)	Cadmium, total (mg/L)	Calcium, total (mg/L)	Chromium, total (mg/L)	Cobalt, total (mg/L)	Copper, total (mg/L)	Iron, total (mg/L)	Lead, total (mg/L)
MCL/ GWPS	0.006	0.01	2	0.004		0.005		0.1				0.015
4/27/01	0.0007 U	0.0020 U	0.0340	0.0005 U	--	0.0020 U	--	0.0020 U	0.0020 U	0.0183	--	0.00200 U
9/4/01	0.0020 U	0.0007 U	0.0482	0.0017 U	--	0.0020 U	--	0.0020 U	0.0029	0.0149	--	0.00240
3/12/02	0.0005 U	0.0020 U	0.0415	0.0017 U	--	0.0020 U	--	0.0020 U	0.0020 U	0.0099	--	0.00200 U
9/16/02	0.0007 U	0.0036	0.0377	0.0004 U	--	0.0020 U	--	0.0074	0.0041	0.0152	--	0.00200 U
6/2/03	0.0007 U	0.0020 U	0.0438	0.0004 U	--	0.0020 U	--	0.0020 U	0.0020 U	0.0086	--	0.00200 U
10/8/03	0.0009 U	0.0008 U	0.0469	0.0016 U	--	0.0020 U	--	0.0020 U	0.0020 U	0.0100 U	--	0.00200 U
3/24/04	0.0009 U	0.0008 U	0.0439	0.0016 U	--	0.0020 U	--	0.0020 U	0.0020 U	0.0100 U	--	0.00200 U
9/21/04	0.0028 U	0.0006 U	0.0248	0.0012 U	--	0.0020 U	--	0.0007 U	0.0005 U	0.0153	--	0.00200 U
4/6/05	0.0028 U	0.0006 U	0.0529	0.0012 U	--	0.0003 U	--	0.0020 U	0.0005 U	0.0138	--	0.00060 U
9/21/05	0.0028 U	0.0006 U	0.0270	0.0012 U	--	0.0020 U	--	0.0007 U	0.0020 U	0.0129	--	0.00200 U
4/5/06	0.0006 U	0.0020 U	0.0616	0.0007 U	--	0.0020 U	--	0.0020 U	0.0005 U	0.0114	--	0.00270
9/26/06	0.0007 U	0.0008 U	0.0265	0.0009 U	--	0.0006 U	--	0.0007 U	0.0005 U	0.0051	--	0.00070 U
4/18/07	0.0007 U	0.0008 U	0.0313	0.0009 U	0.020 U	--	--	0.0007 U	0.0005 U	0.0055	--	0.00070 U
10/2/07	0.0020 U	0.0020 U	0.0506	0.0009 U	0.020 U	--	--	0.0020 U	0.0025	0.0113	--	0.00200 U
3/25/08	0.0005 U	0.0020 U	0.0643	0.0010 U	0.020 U	--	--	0.0020 U	0.0027	0.0092	--	0.00100 U
9/23/08	0.0010 U	0.0012 U	0.0864	0.0020 U	0.040 U	--	--	0.0016 U	0.0024 U	0.0116	--	0.00400 U
3/10/09	0.0010 U	0.0010 U	0.0419	0.0024 U	0.050 U	--	--	0.0013 U	0.0014 U	0.0200 U	--	0.00070 U
9/21/09	0.0020 U	0.0020 U	0.0431	0.0020 U	--	0.0020 U	91.80	0.0020 U	0.0005 J	0.0058	0.2390	0.00200 U
7/26/10	0.0010 U	0.0010 U	0.0310	0.0010 U	--	0.0010 U	--	0.0010	0.0015	0.0029	--	0.00100 U
9/20/10	0.0050 U	0.0050 U	0.0370	0.0050 U	--	0.0050 U	72.00	0.0050 U	0.0050 U	0.0078	0.5000	0.00500 U
4/19/11	0.0050 U	0.0050 U	0.0401	0.0050 U	--	0.0050 U	86.50	0.0050 U	0.0050 U	0.0050 U	0.8190	0.00500 U
9/7/11	0.0050 U	0.0050 U	0.0432	0.0050 U	--	0.0050 U	90.00	0.0050 U	0.0050 U	0.0050 U	0.5380	0.00500 U
3/6/12	0.0050 U	0.0050 U	0.0405	0.0050 U	--	0.0050 U	82.90	0.0050 U	0.0050 U	0.0059	0.4580	0.00500 U

Gude Landfill
Monitoring Location OB07A - Total Metals

Printed 12/10/21

	Antimony, total (mg/L)	Arsenic, total (mg/L)	Barium, total (mg/L)	Beryllium, total (mg/L)	Boron, total (mg/L)	Cadmium, total (mg/L)	Calcium, total (mg/L)	Chromium, total (mg/L)	Cobalt, total (mg/L)	Copper, total (mg/L)	Iron, total (mg/L)	Lead, total (mg/L)
9/11/12	0.0050 U	0.0050 U	0.0485	0.0050 U	--	0.0050 U	94.30	0.0050 U	0.0050 U	0.0050 U	0.5760	0.00500 U
3/27/13	0.0050 U	0.0050 U	0.0450	0.0050 U	--	0.0050 U	87.30	0.0050 U	0.0050 U	0.0116	0.6150	0.00500 U
9/11/13	0.0050 U	0.0050 U	0.0455	0.0050 U	--	0.0050 U	93.60	0.0050 U	0.0050 U	0.0055	0.4300	0.00500 U
3/24/14	0.0050 U	0.0050 U	0.0458	0.0050 U	--	0.0050 U	93.50	0.0050 U	0.0050 U	0.0050 U	0.5330	0.00500 U
9/2/14	0.0050 U	0.0050 U	0.0463	0.0050 U	--	0.0050 U	80.20	0.0050 U	0.0050 U	0.0050 U	0.5200	0.00500 U
3/17/15	0.0020 U	0.0028	0.0430	0.0020 U	--	0.0040 U	87.00	0.0033 J	0.0100 U	0.0020 J	0.0050 U	0.00200 U
9/9/15	0.0010 U	0.0036	0.0390	0.0010 U	--	0.0005 U	92.00	0.0050 U	0.0050 U	0.0050 U	0.0050 U	0.00100 U
3/17/16	0.0020 U	0.0020 U	0.0401	0.0020 U	--	0.0020 U	50.10	0.0020 U	0.0020 U	0.0020 U	0.2840	0.00200 U
8/31/16	0.0020 U	0.0020 U	0.0410	0.0020 U	--	0.0020 U	49.00	0.0020 U	0.0020 U	0.0020 U	0.4090	0.00200 U
3/7/17	0.0020 U	0.0028	0.0523	0.0020 U	--	0.0020 U	109.00	0.0028	0.0020 U	0.0028	0.6310	0.00200 U
9/11/17	0.0020 U	0.0020 U	0.0535	0.0020 U	--	0.0020 U	114.00	0.0020 U	0.0020 U	0.0020 J	0.5900	0.00200 U
4/4/18	0.0020 U	0.0034	0.0543	0.0020 U	--	0.0020 U	77.50	0.0046	0.0020 U	0.0093	0.1410	0.00200 U
9/4/18	0.0020 U	0.0020 U	0.0460	0.0020 U	--	0.0020 U	60.30	0.0021	0.0020 U	0.0020 U	0.0645	0.00200 U
4/8/19	0.0010 U	0.0010 U	0.0438	0.0010 U	--	0.0010 U	73.20	0.0010 U	0.0010 U	0.0026	0.1000 U	0.00100 U
7/30/19	0.0010 U	0.0010 U	0.0410	0.0010 U	--	0.0010 U	63.70 B	0.0015	0.0011	0.0037	0.1000 U	0.00100 U
3/2/20	0.0010 U	0.0010 U	0.0464	0.0010 U	--	0.0010 U	78.60	0.0010 U	0.0011	0.0010 U	0.0274 J	0.00100 U
7/29/20	0.0010 U	0.0010 U	0.0445	0.0010 U	--	0.0010 U	47.90	0.0021	0.0091	0.0065	0.1140	0.00100 U
3/29/21	0.0010 U	0.0010 U	0.0462	0.0010 U	--	0.0010 U	50.60	0.0010 U	0.0029	0.0041	0.0234 J	0.00100 U
9/7/21	0.0010 U	0.0010 U	0.0485	0.0010 U	--	0.0010 U	92.70	0.0010	0.0010	0.0018	0.1020	0.00100 U

Gude Landfill
Monitoring Location OB07A - Total Metals

Printed 12/10/21

	Magnesium, total (mg/L)	Manganese, total (mg/L)	Mercury, total (mg/L)	Nickel, total (mg/L)	Potassium, total (mg/L)	Selenium, total (mg/L)	Silver, total (mg/L)	Sodium, total (mg/L)	Thallium, total (mg/L)	Tin, total (mg/L)	Vanadium, total (mg/L)	Zinc, total (mg/L)
MCL/ GWPS			0.002			0.05			0.002			
4/27/01	--	0.31700	0.001700	0.0056	--	0.00180 U	0.0052 U	--	0.0009 U	0.2000 U	0.00060 U	--
9/4/01	--	0.81540	0.002300	0.0116	--	0.00220	0.0044 U	--	0.0009 U	0.2000 U	0.00070 U	--
3/12/02	--	0.27520	0.001100	0.0100 U	--	0.00340	0.0044 U	--	0.0009 U	0.2000 U	0.00070 U	--
9/16/02	--	1.07600	0.002500	0.0136	--	0.01030	0.0096 U	--	0.0010 U	0.0020 U	0.00030 U	--
6/2/03	--	0.16990	0.000600	0.0068	--	0.00240	0.0096 U	--	0.0010 U	0.0008 U	0.00200 U	--
10/8/03	--	0.09040	0.000300	0.0043	--	0.00200 U	0.0022 U	--	0.0004 U	0.0003 U	0.00040 U	--
3/24/04	--	0.30460	0.000400	0.0047	--	0.00200 U	0.0022 U	--	0.0004 U	0.0020 U	0.00200 U	--
9/21/04	--	0.04370	0.000300	0.0024	--	0.00220	0.0018 U	--	0.0006 U	0.0003 U	0.00040 U	--
4/6/05	--	0.02370	0.000300	0.0025	--	0.00200 U	0.0018 U	--	0.0006 U	0.0050 U	0.00040 U	--
9/21/05	--	0.20410	0.000500	0.0037	--	0.00200 U	0.0018 U	--	0.0006 U	0.0050 U	0.00200 U	--
4/5/06	--	0.11680	0.000200	0.0044	--	0.00420	0.0004 U	--	0.0004 U	0.0050 U	0.00040 U	--
9/26/06	--	0.06920	0.000900	0.0023	--	0.00200	0.0005 U	--	0.0007 U	0.0050 U	0.00070 U	--
4/18/07	--	--	0.000700	0.0039	--	0.00340	0.0005 U	--	0.0007 U	0.0500 U	0.00070 U	0.00650
10/2/07	--	--	0.000500	0.0059	--	0.00440	0.0005 U	--	0.0007 U	0.0020 U	0.00070 U	0.00860
3/25/08	--	--	0.000500	0.0043	--	0.00320	0.0008 U	--	0.0006 U	0.0500 U	0.00060 U	0.01000 U
9/23/08	--	--	0.000400	0.0041	--	0.00400 U	0.0016 U	--	0.0012 U	0.0011 U	0.00120 U	0.02000 U
3/10/09	--	--	0.000900	0.0200 U	--	0.01000 U	0.0043 U	--	0.0008 U	0.0011 U	0.00150 U	0.01000 U
9/21/09	51.200	0.05920	0.001000	0.0060	2.660	0.00830	0.0020 U	30.20	0.0020 U	--	0.00200 U	0.01000 U
7/26/10	--	--	0.001200	0.0036	--	0.00100 U	0.0010 U	--	0.0010 U	0.0050 U	0.00500 U	0.01100
9/20/10	41.600	0.09540	0.000470	0.0050 U	2.560	0.00640	0.0050 U	26.10	0.0050 U	--	0.00500 U	0.00790
4/19/11	49.300 J	0.07000	0.000750	0.0050 U	2.300	0.00950	0.0050 U	25.60 J	0.0050 U	--	0.00500 U	0.00516
9/7/11	52.500	0.07160	0.000560	--	2.440	0.00935	0.0050 U	26.30	0.0050 U	--	0.00500 U	0.00500 U
3/6/12	48.300	0.06760	0.001070	0.0050 U	2.450	0.00589	0.0050 U	28.60	0.0050 U	--	0.00500 U	0.00500 U

Shaded concentrations represent MCL/GWPS exceedances

Printed on Recycled Paper

Gude Landfill
Monitoring Location OB07A - Total Metals

Printed 12/10/21

	Magnesium, total (mg/L)	Manganese, total (mg/L)	Mercury, total (mg/L)	Nickel, total (mg/L)	Potassium, total (mg/L)	Selenium, total (mg/L)	Silver, total (mg/L)	Sodium, total (mg/L)	Thallium, total (mg/L)	Tin, total (mg/L)	Vanadium, total (mg/L)	Zinc, total (mg/L)
9/11/12	50.200	0.08910	0.001160	0.0050 U	2.800	0.00838	0.0050 U	24.80	0.0050 U	--	0.00500 U	0.00570
3/27/13	48.900	0.07530	0.000684	0.0050 U	3.120	0.00869	0.0050 U	27.10	0.0050 U	--	0.00500 U	0.00500 U
9/11/13	51.900	0.07040	0.000707	0.0102	2.550	0.00894	0.0050 U	24.90	0.0050 U	--	0.00500 U	0.00660
3/24/14	52.900	0.06650	0.000847	0.0050 U	2.450	0.00692	0.0050 U	26.10	0.0050 U	--	0.00500 U	0.00500 U
9/2/14	46.000	0.07620	0.000724	0.0050 U	2.250	0.00927	0.0050 U	24.20	0.0050 U	--	0.00500 U	0.00834
3/17/15	50.000	0.09400	0.001000	0.0090 J	2.400	0.01100 J	0.0100 U	24.00	0.0020 U	--	0.01000 U	0.01000 U
9/9/15	53.000	0.05200	0.000780	0.0100 U	2.500	0.01300	0.0010 U	27.00	0.0010 U	--	0.00500 U	0.00500 U
3/17/16	21.900	0.15300	0.000200 U	0.0054	2.760	0.00449	0.0001 U	16.00	0.0010 U	--	0.00200 U	0.00522
8/31/16	22.200	0.20200	0.000200 U	0.0053	3.000	0.00458	0.0020 U	16.40	0.0010 U	--	0.00200 U	0.00522
3/7/17	60.000	0.08620	0.000429	0.0072	2.400	0.01400	0.0020 U	28.90	0.0010 U	--	0.00244	0.00248
9/11/17	63.500	0.09710	0.000530	0.0042	2.470	0.00820	0.0020 U	29.80	0.0010 U	--	0.00200 U	0.00227
4/4/18	37.900	0.23600	0.000233	0.0080	3.320	0.00957	0.0020 U	22.70	0.0010 U	--	0.00200 U	0.01740
9/4/18	24.900	0.22400	0.000200 U	0.0063	3.110	0.00610	0.0020 U	17.30	0.0010 U	--	0.00200 U	0.00823
4/8/19	55.500	0.07170	0.000886	0.0031	2.320	0.00100 U	0.0010 U	28.50	0.0010 U	--	0.00100 U	0.00400 U
7/30/19	38.700	0.12800	0.000413	0.0042	2.460	0.00100 U	0.0010 U	22.20 B	0.0010 U	--	0.00100 U	0.00788
3/2/20	51.300	0.14200	0.000702	0.0040	2.690	0.00100 U	0.0010 U	26.90	0.0010 U	--	0.00100 U	0.00400 U
7/29/20	25.900	0.51100	0.000119	0.0065	3.010	0.00100 U	0.0010 U	18.80	0.0010 U	--	0.00100 U	0.00699
3/29/21	24.900	0.24500	0.000136	0.0046	3.080	0.00100 U	0.0010 U	18.60	0.0010 U	--	0.00100 U	0.00987
9/7/21	59.800	0.12500	0.000748	0.0040	2.580	0.00100 U	0.0010 U	30.00	0.0010 U	--	0.00100 U	0.00400 U

Gude Landfill

Printed 12/10/21

Monitoring Location OB07A - Volatile Organic Compounds

	1,1,1,2-Tetrachloroethane (ug/L)	1,1,1-Trichloroethane (ug/L)	1,1,2,2-Tetrachloroethane (ug/L)	1,1,1,2-Trichloroethane (ug/L)	1,1-Dichloroethane (ug/L)	1,1-Dichloroethene (ug/L)	1,1-Dichloropropene (ug/L)	1,2,3-Trichloropropane (ug/L)	1,2-Dibromo-3-chloropropane (ug/L)	1,2-Dibromoethane (ug/L)	1,2-Dichlorobenzene (ug/L)	1,2-Dichloroethane (ug/L)	1,2-Dichloropropane (ug/L)	1,3-Dichloropropane (ug/L)	1,4-Dichlorobenzene (ug/L)
MCL/ GWPS	200		5		7				0.2	0.05	600	5	5		75
4/27/01	0.18 U	0.15 U	0.23 U	1.00 U	0.19 U	0.15 U	0.22 U	0.21 U	1.00 U	0.20 U	10.00 U	0.17 U	0.21 U	0.19 U	10.00 U
9/4/01	0.18 U	0.15 U	0.23 U	1.00 U	0.19 U	0.15 U	0.22 U	0.21 U	0.14 U	0.20 U	10.00 U	0.17 U	0.21 U	0.19 U	10.00 U
3/12/02	0.18 U	0.15 U	0.23 U	1.00 U	0.19 U	0.15 U	0.22 U	0.21 U	0.14 U	0.20 U	10.00 U	0.17 U	0.21 U	0.19 U	10.00 U
9/16/02	0.18 U	0.15 U	0.23 U	0.22 U	0.19 U	0.15 U	0.22 U	0.21 U	0.14 U	0.20 U	10.00 U	0.17 U	0.21 U	0.19 U	10.00 U
6/2/03	0.18 U	0.15 U	0.23 U	0.22 U	0.19 U	0.15 U	0.22 U	0.21 U	1.00 U	0.20 U	10.00 U	0.17 U	0.21 U	0.19 U	10.00 U
10/8/03	0.18 U	0.15 U	0.23 U	0.22 U	0.19 U	0.15 U	0.22 U	0.21 U	0.14 U	0.20 U	1.00 U	0.17 U	0.21 U	0.19 U	1.00 U
3/24/04	0.18 U	0.15 U	0.23 U	0.22 U	0.19 U	0.15 U	0.22 U	0.21 U	1.00 U	0.20 U	10.00 U	0.17 U	0.21 U	0.19 U	10.00 U
9/21/04	0.13 U	0.24 U	0.44 U	0.25 U	0.27 U	0.37 U	0.35 U	0.40 U	0.33 U	0.28 U	10.00 U	0.27 U	0.34 U	0.33 U	10.00 U
4/6/05	0.13 U	0.24 U	0.44 U	0.25 U	0.27 U	0.37 U	0.35 U	0.40 U	0.33 U	0.28 U	10.00 U	0.27 U	0.34 U	0.33 U	10.00 U
9/21/05	0.13 U	0.24 U	0.44 U	0.25 U	0.27 U	0.37 U	0.35 U	0.40 U	0.33 U	0.28 U	10.00 U	0.27 U	0.34 U	0.33 U	10.00 U
4/5/06	0.13 U	0.24 U	0.44 U	0.25 U	0.27 U	0.37 U	0.35 U	0.40 U	0.33 U	0.28 U	10.00 U	0.27 U	0.34 U	0.33 U	10.00 U
9/26/06	0.13 U	0.24 U	0.44 U	0.25 U	0.27 U	0.37 U	0.35 U	0.40 U	0.33 U	0.28 U	11.00 U	0.27 U	0.34 U	0.33 U	11.00 U
4/18/07	0.13 U	0.24 U	0.44 U	0.25 U	0.27 U	0.37 U	0.35 U	0.40 U	0.33 U	0.28 U	10.00 U	0.27 U	0.34 U	0.33 U	10.00 U
10/2/07	0.13 U	0.24 U	0.44 U	0.25 U	0.27 U	0.37 U	0.35 U	0.40 U	0.33 U	0.28 U	10.00 U	0.27 U	0.34 U	0.33 U	10.00 U
3/25/08	0.18 U	0.18 U	0.21 U	0.23 U	0.22 U	0.18 U	0.26 U	0.14 U	0.24 U	0.16 U	10.00 U	0.18 U	0.17 U	0.20 U	0.23 U
9/23/08	0.12 U	0.17 U	0.14 U	0.17 U	0.14 U	0.15 U	0.13 U	0.17 U	0.20 U	0.08 U	0.10 U	0.13 U	0.15 U	0.13 U	10.00 U
3/10/09	0.12 U	0.17 U	0.14 U	0.17 U	0.14 U	0.15 U	0.13 U	0.17 U	0.20 U	0.08 U	0.50 U	0.13 U	0.15 U	0.13 U	0.82
9/21/09	1.00 U	1.00 U	1.00 U	1.00 U	1.00 U	1.00 U	1.00 U	1.00 U	1.00 U	1.00 U	1.00 U	1.00 U	1.00 U	1.00 U	0.78 J
7/26/10	1.00 U	1.00 U	1.00 U	1.00 U	1.00 U	1.00 U	1.00 U	1.00 U	10.00 U	1.00 U	1.00 U	1.00 U	1.00 U	1.00 U	1.00 U
9/20/10	2.00 U	2.00 U	2.00 U	2.00 U	2.00 U	2.00 U	2.00 U	2.00 U	2.00 U	2.00 U	2.00 U	2.00 U	2.00 U	2.00 U	2.00 U

Shaded concentrations represent MCL/GWPS exceedances

Printed on Recycled Paper

Gude Landfill

Printed 12/10/21

Monitoring Location OB07A - Volatile Organic Compounds

	1,1,1,2-Tetrachloroethane (ug/L)	1,1,1-Trichloroethane (ug/L)	1,1,2,2-Tetrachloroethane (ug/L)	1,1,2-Trichloroethane (ug/L)	1,1-Dichloroethane (ug/L)	1,1-Dichloroethene (ug/L)	1,1-Dichloropropene (ug/L)	1,2,3-Trichloropropane (ug/L)	1,2-Dibromo-3-chloropropane (ug/L)	1,2-Dibromoethane (ug/L)	1,2-Dichlorobenzene (ug/L)	1,2-Dichloroethane (ug/L)	1,2-Dichloropropane (ug/L)	1,3-Dichloropropane (ug/L)	1,4-Dichlorobenzene (ug/L)
4/19/11	1.00 U	1.00 U	1.00 U	1.00 U	1.00 U	1.00 U	--	1.00 U	1.00 U	1.00 U	1.00 U	1.00 U	1.00 U	--	1.00 U
9/7/11	1.00 U	1.00 U	1.00 U	1.00 U	1.00 U	1.00 U	--	1.00 U	1.00 U	1.00 U	1.00 U	1.00 U	1.00 U	--	1.00 U
3/6/12	1.00 U	1.00 U	1.00 U	1.00 U	1.00 U	1.00 U	--	1.00 U	1.00 U	1.00 U	1.00 U	1.00 U	1.00 U	--	1.00 U
9/11/12	1.00 U	1.00 U	1.00 U	1.00 U	1.00 U	1.00 U	1.00 U	1.00 U	1.00 U	1.00 U	1.00 U	1.00 U	1.00 U	1.00 U	1.00 U
3/27/13	1.00 U	1.00 U	1.00 U	1.00 U	1.00 U	1.00 U	1.00 U	1.00 U	1.00 U	1.00 U	1.00 U	1.00 U	1.00 U	1.00 U	1.00 U
9/11/13	1.00 U	1.00 U	1.00 U	1.00 U	1.00 U	1.00 U	1.00 U	1.00 U	1.00 U	1.00 U	1.00 U	1.00 U	1.00 U	1.00 U	1.00 U
3/24/14	1.00 U	1.00 U	1.00 U	1.00 U	1.00 U	1.00 U	1.00 U	1.00 U	1.00 U	1.00 U	--	1.00 U	1.00 U	1.00 U	1.00 U
9/2/14	1.00 U	1.00 U	1.00 U	1.00 U	1.00 U	1.00 U	1.00 U	1.00 U	1.00 U	1.00 U	1.00 U	1.00 U	1.00 U	1.00 U	1.00 U
3/17/15	1.00 U	1.00 U	1.00 U	1.00 U	1.00 U	1.00 U	1.00 U	1.00 U	1.00 U	1.00 U	1.00 U	1.00 U	1.00 U	1.00 U	1.00 U
9/9/15	1.00 U	1.00 U	1.00 U	1.00 U	1.00 U	1.00 U	1.00 U	1.00 U	1.00 U	1.00 U	1.00 U	1.00 U	1.00 U	1.00 U	1.00 U
3/17/16	1.00 U	1.00 U	1.00 U	1.00 U	1.00 U	1.00 U	1.00 U	1.00 U	1.00 U	1.00 U	1.00 U	1.00 U	1.00 U	1.00 U	1.00 U
8/31/16	1.00 U	1.00 U	1.00 U	1.00 U	1.00 U	1.00 U	1.00 U	1.00 U	1.00 U	1.00 U	1.00 U	1.00 U	1.00 U	1.00 U	1.00 U
3/7/17	1.00 U	1.00 U	1.00 U	1.00 U	1.00 U	1.00 U	1.00 U	1.00 U	1.00 U	1.00 U	1.00 U	1.00 U	1.00 U	1.00 U	1.23
9/11/17	1.00 U	1.00 U	1.00 U	1.00 U	1.00 U	1.00 U	1.00 U	1.00 U	1.00 U	1.00 U	1.00 U	1.00 U	1.00 U	1.00 U	1.00 U
4/4/18	1.00 U	1.00 U	1.00 U	1.00 U	1.00 U	1.00 U	1.00 U	1.00 U	1.00 U	1.00 U	1.00 U	1.00 U	1.00 U	1.00 U	1.00 U
9/4/18	1.00 U	1.00 U	1.00 U	1.00 U	1.00 U	1.00 U	1.00 U	1.00 U	1.00 U	1.00 U	1.00 U	1.00 U	1.00 U	1.00 U	1.00 U
4/8/19	1.00 U	1.00 U	1.00 U	1.00 U	1.00 U	1.00 U	1.00 U	1.00 U	1.00 U	1.00 U	1.00 U	1.00 U	1.00 U	1.00 U	1.00 U
7/30/19	1.00 U	1.00 U	1.00 U	1.00 U	1.00 U	1.00 U	1.00 U	1.00 U	1.00 U	1.00 U	1.00 U	1.00 U	1.00 U	1.00 U	1.00 U
3/2/20	1.00 U	1.00 U	1.00 U	1.00 U	1.00 U	1.00 U	1.00 U	1.00 U	1.00 U	1.00 U	1.00 U	1.00 U	1.00 U	1.00 U	1.00 U
7/29/20	1.00 U	1.00 U	1.00 U	1.00 U	1.00 U	1.00 U	1.00 U	1.00 U	0.05 U	0.02 U	1.00 U	1.00 U	1.00 U	1.00 U	1.00 U
3/29/21	1.00 U	1.00 U	1.00 U	1.00 U	1.00 U	1.00 U	1.00 U	1.00 U	0.05 U	0.02 U	1.00 U	1.00 U	1.00 U	1.00 U	1.00 U
9/7/21	1.00 U	1.00 U	1.00 U	1.00 U	1.00 U	1.00 U	1.00 U	1.00 U	0.05 U	0.02 U	1.00 U	1.00 U	1.00 U	1.00 U	1.00 U

Gude Landfill

Printed 12/10/21

Monitoring Location OB07A - Volatile Organic Compounds

	2,2-Dichloropropane (ug/L)	2-Butanone (ug/L)	2-Hexanone (ug/L)	4-Methyl-2-Pentanone (ug/L)	Acetone (ug/L)	Acrylonitrile (ug/L)	Benzene (ug/L)	Bromochloromethane (ug/L)	Bromodichloromethane (ug/L)	Bromoform (ug/L)	Bromomethane (ug/L)	Carbon Disulfide (ug/L)	Carbon Tetrachloride (ug/L)	Chlorobenzene (ug/L)	Chloroethane (ug/L)
MCL/ GWPS							5	80	80				5	100	
4/27/01	0.11 U	--	0.18 U	--	0.15 U	--	0.21 U	0.20 U	0.18 U	0.14 U	0.15 U	0.38 U	0.15 U	0.28 U	0.20 U
9/4/01	0.11 U	--	0.18 U	--	0.15 U	--	0.21 U	0.20 U	0.18 U	0.14 U	0.15 U	0.38 U	0.15 U	0.28 U	0.20 U
3/12/02	0.11 U	--	0.18 U	--	0.15 U	--	0.21 U	0.20 U	0.18 U	0.14 U	0.15 U	0.38 U	0.15 U	0.28 U	0.20 U
9/16/02	0.11 U	--	0.18 U	--	0.15 U	--	0.21 U	0.20 U	0.18 U	0.14 U	0.15 U	0.38 U	0.15 U	0.28 U	0.20 U
6/2/03	0.11 U	--	0.18 U	--	0.15 U	--	0.21 U	0.20 U	0.18 U	0.14 U	0.15 U	0.38 U	0.15 U	0.28 U	0.20 U
10/8/03	0.11 U	0.27	0.18 U	--	0.15 U	--	0.21 U	0.20 U	0.18 U	0.14 U	0.15 U	0.38 U	0.15 U	0.28 U	0.20 U
3/24/04	0.11 U	0.22	0.18 U	--	0.15 U	--	0.21 U	0.20 U	0.18 U	0.14 U	1.00 U	1.06	0.15 U	0.28 U	0.20 U
9/21/04	0.23 U	0.29 U	0.19 U	--	0.39 U	--	0.28 U	0.34 U	0.31 U	0.27 U	0.31 U	8.93	0.25 U	0.40 U	0.31 U
4/6/05	0.23 U	0.29 U	0.19 U	--	0.39 U	--	0.28 U	0.34 U	0.31 U	0.27 U	0.31 U	0.75 U	0.25 U	0.40 U	0.31 U
9/21/05	0.23 U	0.29 U	0.19 U	--	0.39 U	--	0.28 U	0.34 U	0.31 U	0.27 U	0.31 U	0.75 U	0.25 U	0.40 U	0.31 U
4/5/06	0.23 U	0.29 U	0.19 U	--	0.39 U	--	0.28 U	0.34 U	0.31 U	0.27 U	0.31 U	0.75 U	0.25 U	0.40 U	0.31 U
9/26/06	0.23 U	0.29 U	0.19 U	--	0.39 U	--	0.28 U	0.34 U	0.31 U	0.27 U	0.31 U	0.75 U	0.25 U	0.40 U	0.31 U
4/18/07	0.23 U	1.00 U	0.19 U	--	0.39 U	--	0.28 U	0.34 U	0.31 U	0.27 U	0.31 U	0.75 U	0.25 U	0.40 U	0.31 U
10/2/07	0.23 U	0.29 U	0.19 U	--	0.39 U	--	0.28 U	0.34 U	0.31 U	0.27 U	0.31 U	0.75 U	0.25 U	0.40 U	0.31 U
3/25/08	0.19 U	--	--	--	--	--	0.24 U	0.12 U	0.19 U	0.12 U	0.50 U	--	0.13 U	0.17 U	0.10 U
9/23/08	0.50 U	--	--	--	--	--	0.09 U	0.14 U	0.11 U	0.16 U	0.12 U	--	0.14 U	0.16 U	0.13 U
3/10/09	0.22 U	--	--	--	--	--	0.50 U	0.14 U	0.11 U	0.16 U	0.12 U	--	0.14 U	0.50 U	0.13 U
9/21/09	1.00 U	0.32 J	1.00 U	1.00 U	1.00 U	1.00 U	1.00 U	1.00 U	1.00 U	1.00 U	1.00 U	2.50 U	1.00 U	1.00 U	1.00 U
7/26/10	1.00 U	10.00 U	5.00 U	5.00 U	5.00 U	10.00 U	1.00 U	1.00 U	1.00 U	5.00 U	1.00 U	1.00 U	1.00 U	1.00 U	1.00 U
9/20/10	2.00 U	2.00 U	2.00 U	2.00 U	2.00 U	2.00 U	2.00 U	2.00 U	2.00 U	2.00 U	2.00 U	5.00 U	2.00 U	2.00 U	2.00 U

Shaded concentrations represent MCL/GWPS exceedances

Printed on Recycled Paper

Gude Landfill
Monitoring Location OB07A - Volatile Organic Compounds

Printed 12/10/21

	2,2-Dichloropropane (ug/L)	2-Butanone (ug/L)	2-Hexanone (ug/L)	4-Methyl-2-Pentanone (ug/L)	Acetone (ug/L)	Acrylonitrile (ug/L)	Benzene (ug/L)	Bromochloromethane (ug/L)	Bromodichloromethane (ug/L)	Bromoform (ug/L)	Bromomethane (ug/L)	Carbon Disulfide (ug/L)	Carbon Tetrachloride (ug/L)	Chlorobenzene (ug/L)	Chloroethane (ug/L)
4/19/11	--	5.00 U	5.00 U	5.00 U	5.00 U	5.00 U	1.00 U	1.00 U	1.00 U	1.00 U	1.00 U	1.00 U	1.00 U	1.00 U	1.00 U
9/7/11	--	5.00 U	5.00 U	5.00 U	5.00 U	5.00 U	1.00 U	1.00 U	1.00 U	1.00 U	1.00 U	1.00 U	1.00 U	1.00 U	1.00 U
3/6/12	--	5.00 U	5.00 U	5.00 U	5.00 U	5.00 U	1.00 U	1.00 U	1.00 U	1.00 U	1.00 U	1.00 U	1.00 U	1.00 U	1.00 U
9/11/12	1.00 U	5.00 U	5.00 U	5.00 U	5.00 U	5.00 U	1.00 U	1.00 U	1.00 U	1.00 U	1.00 U	5.00 U	1.00 U	1.00 U	1.00 U
3/27/13	1.00 U	5.00 U	5.00 U	5.00 U	5.00 U	5.00 U	1.00 U	1.00 U	1.00 U	1.00 U	1.00 U	5.00 U	1.00 U	1.00 U	1.00 U
9/11/13	1.00 U	5.00 U	5.00 U	5.00 U	5.00 U	5.00 U	1.00 U	1.00 U	1.00 U	1.00 U	1.00 U	5.00 U	1.00 U	1.00 U	1.00 U
3/24/14	1.00 U	5.00 U	5.00 U	5.00 U	5.00 U	5.00 U	1.00 U	--	1.00 U	1.00 U	1.00 U	5.00 U	1.00 U	1.00 U	1.00 U
9/2/14	1.00 U	5.00 U	5.00 U	5.00 U	5.00 U	5.00 U	1.00 U	1.00 U	1.00 U	1.00 U	1.00 U	5.00 U	1.00 U	1.00 U	1.00 U
3/17/15	1.00 U	5.00 U	5.00 U	5.00 U	5.00 U	5.00 U	1.00 U	1.00 U	1.00 U	1.00 U	1.00 U	5.00 U	1.00 U	1.00 U	1.00 U
9/9/15	1.00 U	5.00 U	5.00 U	5.00 U	5.00 U	5.00 U	1.00 U	1.00 U	1.00 U	1.00 U	1.00 U	5.00 U	1.00 U	1.00 U	1.00 U
3/17/16	1.00 U	5.00 U	5.00 U	5.00 U	5.00 U	5.00 U	1.00 U	1.00 U	1.00 U	1.00 U	1.00 U	5.00 U	1.00 U	1.00 U	1.00 U
8/31/16	1.00 U	5.00 U	5.00 U	5.00 U	5.00 U	5.00 U	1.00 U	1.00 U	1.00 U	1.00 U	1.00 U	5.00 U	1.00 U	1.00 U	1.00 U
3/7/17	1.00 U	5.00 U	5.00 U	5.00 U	5.00 U	5.00 U	1.00 U	1.00 U	1.00 U	1.00 U	1.00 U	5.00 U	1.00 U	1.02	1.00 U
9/11/17	1.00 U	5.00 U	5.00 U	5.00 U	5.00 U	5.00 U	1.00 U	1.00 U	1.00 U	1.00 U	1.00 U	5.00 U	1.00 U	1.00 U	1.00 U
4/4/18	1.00 U	5.00 U	5.00 U	5.00 U	5.00 U	5.00 U	1.00 U	1.00 U	1.00 U	1.00 U	1.00 U	5.00 U	1.00 U	1.00 U	1.00 U
9/4/18	1.00 U	5.00 U	5.00 U	5.00 U	5.00 U	5.00 U	1.00 U	1.00 U	1.00 U	1.00 U	1.00 U	5.00 U	1.00 U	1.00 U	1.00 U
4/8/19	1.00 U	5.00 U	5.00 U	5.00 U	5.40	5.00 U	1.00 U	1.00 U	1.00 U	1.00 U	1.00 U	1.00 U	1.00 U	1.00 U	1.00 U
7/30/19	1.00 U	5.00 U	5.00 U	5.00 U	5.00 U	5.00 U	1.00 U	1.00 U	1.00 U	1.00 U	1.00 U	1.00 U	1.00 U	1.00 U	1.00 U
3/2/20	1.00 U	5.00 U	5.00 U	5.00 U	5.00 U	5.00 U	1.00 U	1.00 U	1.00 U	1.00 U	1.00 U	1.00 U	1.00 U	1.00 U	1.00 U
7/29/20	1.00 U	5.00 U	5.00 U	5.00 U	5.00 U	5.00 U	1.00 U	1.00 U	1.00 U	1.00 U	1.00 U	1.00 U	1.00 U	1.00 U	1.00 U
3/29/21	1.00 U	5.00 U	5.00 U	5.00 U	5.00 U	5.00 U	1.00 U	1.00 U	1.00 U	1.00 U	1.00 U	1.00 U	1.00 U	1.00 U	1.00 U
9/7/21	1.00 U	5.00 U	5.00 U	5.00 U	5.00 U	5.00 U	1.00 U	1.00 U	1.00 U	1.00 U	1.00 U	1.00 U	1.00 U	1.00 U	1.00 U

Gude Landfill
Monitoring Location OB07A - Volatile Organic Compounds

Printed 12/10/21

	Chloroform (ug/L)	Chloromethane (ug/L)	cis-1,2-Dichloroethene (ug/L)	cis-1,3-Dichloropropene (ug/L)	Dibromochloromethane (ug/L)	Ethylbenzene (ug/L)	m&p-Xylene (ug/L)	Methyl Iodide (ug/L)	Methyl Tertiary Butyl Ether (ug/L)	Methylene Bromide (ug/L)	Methylene Chloride (ug/L)	o-Xylene (ug/L)	Styrene (ug/L)	Tetrachloroethene (ug/L)	Toluene (ug/L)
MCL/ GWPS	80		70		80	700	10000				5	10000	100	5	1000
4/27/01	0.23 U	0.21 U	2.46	0.19 U	0.17 U	0.26 U	0.28 U	0.17 U	--	0.22 U	0.21 U	0.27 U	0.21 U	2.28	0.24 U
9/4/01	0.23 U	0.21 U	2.50	0.19 U	0.17 U	0.26 U	0.28 U	0.17 U	--	0.22 U	3.89	0.27 U	0.21 U	3.36	0.24 U
3/12/02	0.23 U	0.21 U	3.43	0.19 U	0.17 U	0.26 U	0.28 U	0.17 U	--	0.22 U	1.00 U	0.27 U	0.21 U	4.64	0.24 U
9/16/02	0.23 U	0.21 U	2.06	0.19 U	0.17 U	0.26 U	0.28 U	0.17 U	--	0.22 U	0.21 U	0.27 U	0.21 U	1.95	0.24 U
6/2/03	0.23 U	0.21 U	2.56	0.19 U	0.17 U	0.26 U	1.00 U	0.17 U	--	0.22 U	0.21 U	0.27 U	0.21 U	3.49	0.24 U
10/8/03	0.23 U	0.21 U	2.66	0.19 U	0.17 U	0.26 U	0.28 U	0.17 U	--	0.22 U	0.21 U	0.27 U	0.21 U	0.17 U	0.24 U
3/24/04	0.23 U	1.00 U	1.67	0.19 U	0.17 U	0.26 U	0.28 U	1.00 U	--	0.22 U	0.21 U	0.27 U	0.21 U	1.23	0.24 U
9/21/04	0.27 U	0.25 U	1.25	0.29 U	0.27 U	0.23 U	0.40 U	0.28 U	--	0.25 U	0.34 U	0.18 U	0.25 U	1.41	0.32 U
4/6/05	0.27 U	0.25 U	1.01	0.29 U	0.27 U	0.23 U	0.40 U	0.28 U	--	0.25 U	0.34 U	0.18 U	0.25 U	1.75	0.32 U
9/21/05	0.27 U	0.25 U	1.45	0.29 U	0.27 U	0.23 U	0.40 U	0.28 U	--	0.25 U	0.34 U	0.18 U	0.25 U	1.15	0.32 U
4/5/06	0.27 U	0.25 U	1.05	0.29 U	0.27 U	0.23 U	0.40 U	0.28 U	--	0.25 U	0.34 U	0.18 U	0.25 U	1.41	0.32 U
9/26/06	0.27 U	0.25 U	2.60	0.29 U	0.27 U	0.23 U	0.40 U	0.28 U	--	1.00 U	0.34 U	0.18 U	0.25 U	2.56	0.32 U
4/18/07	0.27 U	0.25 U	2.02	0.29 U	0.27 U	0.23 U	0.40 U	0.28 U	--	0.25 U	0.34 U	0.18 U	0.25 U	1.59	0.32 U
10/2/07	0.27 U	0.25 U	2.02	0.29 U	0.27 U	0.23 U	0.40 U	0.28 U	--	0.25 U	0.34 U	0.18 U	0.25 U	1.46	0.32 U
3/25/08	0.21 U	0.15 U	2.09	0.13 U	0.15 U	0.26 U	0.43 U	--	1.73 U	0.15 U	0.12 U	0.22 U	0.20 U	1.91	0.28 U
9/23/08	0.12 U	0.20 U	1.85	0.12 U	0.13 U	0.12 U	0.23 U	--	1.25 U	0.20 U	0.17 U	0.11 U	0.11 U	2.12	0.12 U
3/10/09	0.12 U	0.20 U	3.51	0.12 U	0.13 U	0.12 U	0.23 U	--	1.25 U	0.69	0.50 U	0.11 U	0.11 U	2.66	0.12 U
9/21/09	1.00 U	1.00 U	3.00	1.00 U	1.00 U	1.00 U	2.00 U	1.00 U	1.00 U	0.52 J	0.42 J	1.00 U	1.00 U	1.81	1.00 U
7/26/10	1.00 U	1.00 U	3.00	1.00 U	1.00 U	1.00 U	2.00 U	20.00 U	--	1.00 U	1.00 U	1.00 U	1.00 U	2.00	1.00 U
9/20/10	2.00 U	1.20 J	1.80 J	2.00 U	2.00 U	2.00 U	4.00 U	2.00 U	2.00 U	2.00 U	2.00 U	2.00 U	2.00 U	1.82 J	2.00 U

Shaded concentrations represent MCL/GWPS exceedances

Printed on Recycled Paper

Gude Landfill
Monitoring Location OB07A - Volatile Organic Compounds

Printed 12/10/21

	Chloroform (ug/L)	Chloromethane (ug/L)	cis-1,2-Dichloroethene (ug/L)	cis-1,3-Dichloropropene (ug/L)	Dibromochloromethane (ug/L)	Ethylbenzene (ug/L)	m&p-Xylene (ug/L)	Methyl Iodide (ug/L)	Methyl Tertiary Butyl Ether (ug/L)	Methylene Bromide (ug/L)	Methylene Chloride (ug/L)	o-Xylene (ug/L)	Styrene (ug/L)	Tetrachloroethene (ug/L)	Toluene (ug/L)
4/19/11	1.00 U	1.00 U	1.00 U	1.00 U	1.00 U	1.00 U	--	1.00 U	2.00 U	1.00 U	1.00 U	--	1.00 U	2.00	1.00 U
9/7/11	1.00 U	1.00 U	1.00 U	1.00 U	1.00 U	1.00 U	--	1.00 U	2.00 U	1.00 U	5.80	--	1.00 U	23.00	1.00 U
3/6/12	1.00 U	1.00 U	1.00 U	1.00 U	1.00 U	1.00 U	--	1.00 U	1.00 U	1.00 U	1.00 U	--	1.00 U	2.00	1.00 U
9/11/12	1.00 U	1.00 U	1.00 U	1.00 U	1.00 U	1.00 U	2.00 U	5.00 U	5.00 U	1.00 U	1.00 U	1.00 U	1.00 U	1.00 U	1.00 U
3/27/13	1.00 U	1.00 U	2.18	1.00 U	1.00 U	1.00 U	2.00 U	5.00 U	5.00 U	1.00 U	1.00 U	1.00 U	1.00 U	2.06	1.00 U
9/11/13	1.00 U	1.00 U	1.58	1.00 U	1.00 U	1.00 U	2.00 U	5.00 U	5.00 U	1.00 U	1.00 U	1.00 U	1.00 U	1.99	1.00 U
3/24/14	1.00 U	1.00 U	2.17	1.00 U	1.00 U	1.00 U	2.00 U	5.00 U	5.00 U	1.00 U	1.00 U	1.00 U	1.00 U	1.83	1.00 U
9/2/14	1.00 U	1.00 U	1.55	1.00 U	1.00 U	1.00 U	2.00 U	5.00 U	5.00 U	1.00 U	1.00 U	1.00 U	1.00 U	1.40	1.00 U
3/17/15	1.00 U	1.00 U	1.74	1.00 U	1.00 U	1.00 U	2.00 U	5.00 U	5.00 U	1.00 U	1.00 U	1.00 U	1.00 U	1.20	1.00 U
9/9/15	1.00 U	1.00 U	1.73	1.00 U	1.00 U	1.00 U	2.00 U	5.00 U	5.00 U	1.00 U	1.00 U	1.00 U	1.00 U	1.43	1.00 U
3/17/16	1.00 U	1.00 U	1.37	1.00 U	1.00 U	1.00 U	2.00 U	5.00 U	5.00 U	1.00 U	1.00 U	1.00 U	1.00 U	1.34	1.00 U
8/31/16	1.00 U	1.00 U	1.26	1.00 U	1.00 U	1.00 U	2.00 U	5.00 U	5.00 U	1.00 U	1.00 U	1.00 U	1.00 U	1.45	1.00 U
3/7/17	1.00 U	1.00 U	2.28	1.00 U	1.00 U	1.00 U	2.00 U	5.00 U	5.00 U	1.00 U	1.00 U	1.00 U	1.00 U	1.32	1.00 U
9/11/17	1.00 U	1.00 U	1.89	1.00 U	1.00 U	1.00 U	2.00 U	5.00 U	5.00 U	1.00 U	1.00 U	1.00 U	1.00 U	1.08	1.00 U
4/4/18	1.00 U	1.00 U	1.50	1.00 U	1.00 U	1.00 U	2.00 U	5.00 U	5.00 U	1.00 U	1.00 U	1.00 U	1.00 U	1.26	1.00 U
9/4/18	1.00 U	1.00 U	1.29	1.00 U	1.00 U	1.00 U	2.00 U	5.00 U	5.00 U	1.00 U	1.00 U	1.00 U	1.00 U	1.05	1.00 U
4/8/19	1.00 U	1.00 U	1.50	1.00 U	1.00 U	1.00 U	1.00 U	1.00 U	1.00 U	1.00 U	1.00 U	1.00 U	1.00 U	1.00 U	1.00 U
7/30/19	1.00 U	1.00 U	1.90	1.00 U	1.00 U	1.00 U	1.00 U	1.00 U	1.00 U	1.00 U	1.00 U	1.00 U	1.00 U	1.40	1.00 U
3/2/20	1.00 U	1.00 U	1.30	1.00 U	1.00 U	1.00 U	1.00 U	1.00 U	1.00 U	1.00 U	1.00 U	1.00 U	1.00 U	1.20	1.00 U
7/29/20	1.00 U	1.00 U	1.60	1.00 U	1.00 U	1.00 U	1.00 U	1.00 U	1.00 U	1.00 U	1.00 U	1.00 U	1.00 U	1.20	1.00 U
3/29/21	1.00 U	1.00 U	1.30	1.00 U	1.00 U	1.00 U	1.00 U	1.00 U	1.00 U	1.00 U	1.00 U	1.00 U	1.00 U	1.10	1.00 U
9/7/21	1.00 U	1.00 U	1.40	1.00 U	1.00 U	1.00 U	1.00 U	1.00 U	1.00 U	1.00 U	1.00 U	1.00 U	1.00 U	1.00 U	1.00 U

Shaded concentrations represent MCL/GWPS exceedances

Printed on Recycled Paper

Gude Landfill

Monitoring Location OB07A - Volatile Organic Compounds

	trans-1,2-Dichloroethene (ug/L)	trans-1,3-Dichloropropene (ug/L)	trans-1,4-Dichloro-2-butene (ug/L)	Trichloroethene (ug/L)	Trichlorofluoromethane (ug/L)	Vinyl Acetate (ug/L)	Vinyl Chloride (ug/L)	Xylene (ug/L)
MCL/ GWPS	100			5			2	10000
4/27/01	0.22 U	0.13 U	0.14 U	1.02	0.18 U	--	--	--
9/4/01	0.22 U	0.13 U	0.14 U	1.24	1.00 U	--	--	--
3/12/02	0.22 U	0.13 U	0.14 U	1.61	1.00 U	--	--	--
9/16/02	0.22 U	0.13 U	0.14 U	1.00 U	1.00 U	--	--	--
6/2/03	0.22 U	0.13 U	0.14 U	1.09	1.00 U	--	--	--
10/8/03	0.22 U	0.13 U	1.00 U	1.22	1.00 U	--	0.07	--
3/24/04	0.22 U	0.13 U	1.00 U	1.00 U	1.00 U	--	0.11	--
9/21/04	0.45 U	0.24 U	0.30 U	1.00 U	0.36 U	--	0.32 U	--
4/6/05	0.45 U	0.24 U	0.30 U	1.00 U	0.36 U	--	0.32 U	--
9/21/05	0.45 U	0.24 U	0.30 U	1.00 U	0.36 U	--	0.32 U	--
4/5/06	0.45 U	0.24 U	0.30 U	1.00 U	0.36 U	--	0.32 U	--
9/26/06	0.45 U	0.24 U	0.30 U	1.00 U	0.36 U	--	0.32 U	--
4/18/07	0.45 U	0.24 U	0.30 U	1.00 U	0.36 U	--	0.32 U	--
10/2/07	0.45 U	0.24 U	0.30 U	1.00 U	0.36 U	--	0.32 U	--
3/25/08	0.22 U	0.08 U	--	0.59	0.50 U	--	0.22 U	--
9/23/08	0.14 U	0.13 U	--	0.63	0.10 U	--	0.18 U	--
3/10/09	0.14 U	0.13 U	--	0.93	0.50 U	--	0.18 U	--
9/21/09	1.00 U	1.00 U	1.00 U	0.87 J	1.00 U	--	1.00 U	--
7/26/10	1.00 U	1.00 U	5.00 U	0.80 J	1.00 U	1.00 U	1.00 U	--
9/20/10	2.00 U	2.00 U	2.00 U	0.88 J	2.00 U	2.00 U	2.00 U	--

Gude Landfill

Printed 12/10/21

Monitoring Location OB07A - Volatile Organic Compounds

	trans-1,2-Dichloroethene (ug/L)	trans-1,3-Dichloropropene (ug/L)	trans-1,4-Dichloro-2-butene (ug/L)	Trichloroethene (ug/L)	Trichlorofluoromethane (ug/L)	Vinyl Acetate (ug/L)	Vinyl Chloride (ug/L)	Xylene (ug/L)
4/19/11	1.00 U	1.00 U	5.00 U	1.00 U	1.00 U	1.00 U	1.00 U	1.00 U
9/7/11	1.00 U	1.00 U	5.00 U	21.00	1.00 U	1.00 U	1.00 U	1.00 U
3/6/12	1.00 U	1.00 U	5.00 U	1.00 U	1.00 U	1.00 U	1.00 U	1.00 U
9/11/12	1.00 U	1.00 U	5.00 U	1.00 U	1.00 U	5.00 U	1.00 U	--
3/27/13	1.00 U	1.00 U	5.00 U	1.00 U	1.00 U	5.00 U	1.00 U	--
9/11/13	1.00 U	1.00 U	5.00 U	1.00 U	1.00 U	5.00 U	1.00 U	--
3/24/14	1.00 U	1.00 U	5.00 U	1.00 U	1.00 U	5.00 U	1.00 U	--
9/2/14	1.00 U	1.00 U	5.00 U	1.00 U	1.00 U	5.00 U	1.00 U	--
3/17/15	1.00 U	1.00 U	5.00 U	1.00 U	1.00 U	5.00 U	1.00 U	--
9/9/15	1.00 U	1.00 U	5.00 U	1.00 U	1.00 U	5.00 U	1.00 U	--
3/17/16	1.00 U	1.00 U	5.00 U	1.00 U	1.00 U	5.00 U	1.00 U	--
8/31/16	1.00 U	1.00 U	5.00 U	1.00 U	1.00 U	5.00 U	1.00 U	--
3/7/17	1.00 U	1.00 U	5.00 U	1.00 U	1.00 U	5.00 U	1.00 U	--
9/11/17	1.00 U	1.00 U	5.00 U	1.00 U	1.00 U	5.00 U	1.00 U	--
4/4/18	1.00 U	1.00 U	5.00 U	1.00 U	1.00 U	5.00 U	1.00 U	--
9/4/18	1.00 U	1.00 U	5.00 U	1.00 U	1.00 U	5.00 U	1.00 U	--
4/8/19	1.00 U	1.00 U	1.00 U	1.00 U	1.00 U	1.00 U	1.00 U	--
7/30/19	1.00 U	1.00 U	1.00 U	1.00 U	1.00 U	1.00 U	1.00 U	--
3/2/20	1.00 U	1.00 U	1.00 U	1.00 U	1.00 U	1.00 U	1.00 U	--
7/29/20	1.00 U	1.00 U	1.00 U	1.00 U	1.00 U	1.00 U	1.00 U	--
3/29/21	1.00 U	1.00 U	1.00 U	1.00 U	1.00 U	1.00 U	1.00 U	--
9/7/21	1.00 U	1.00 U	1.00 U	1.00 U	1.00 U	1.00 U	1.00 U	--

Gude Landfill
Monitoring Location OB08 - General Parameters

Printed 12/10/21

	Alkalinity (mg/L)	Ammonia Nitrogen (mg/L)	Chemical Oxygen Demand (mg/L)	Chloride (mg/L)	Cyanide, Total (mg/L)	Dissolved Oxygen, Field (mg/L)	Hardness (mg/L)	Nitrate (mg/L)	Nitrate+Nitrite (mg/L)	Nitrite (mg/L)	ORP, Field (mV)	pH, Field (SU)	pH, Lab (SU)	Phosphate (mg/L)
MCL/ GWPS					0.2			10		1				
4/27/01	--	--	--	39.2477	0.001 U	--	--	--	--	--	--	--	--	--
9/4/01	--	--	--	36.3369	0.003	--	--	--	--	--	--	--	--	--
3/13/02	--	--	--	38.7967	0.004	--	--	--	--	--	--	--	--	--
9/16/02	--	--	--	133.3280	0.001 U	--	--	--	--	--	--	--	--	--
6/3/03	--	--	--	39.7258	0.002 U	--	--	--	--	--	--	--	--	0.012
3/25/04	--	--	--	--	0.005 U	--	--	--	--	--	--	--	--	0.010 U
9/20/04	--	--	--	--	0.005 U	--	--	--	--	--	--	--	--	0.015
4/6/05	--	--	--	--	0.002 U	--	--	--	--	--	--	--	--	0.003 U
9/21/05	--	--	--	--	0.002 U	--	--	--	--	--	--	--	--	0.010 U
4/4/06	--	--	--	--	0.005 U	--	--	--	--	--	--	--	--	0.012
9/25/06	--	--	--	--	0.002	--	--	--	--	--	--	--	--	0.010
4/17/07	--	--	--	--	0.002 U	--	--	--	--	--	--	--	--	0.012
10/2/07	--	--	--	--	0.005 U	--	--	--	--	--	--	--	--	0.020
3/26/08	--	--	--	--	--	--	--	--	--	--	--	--	--	--
9/24/08	--	--	--	--	--	--	--	--	--	--	--	--	--	--
9/21/09	229.0	0.20 U	10.0 U	34.7000	--	--	228.0	0.2000 U	--	--	--	--	--	--
7/27/10	--	--	--	--	0.050 U	--	--	--	--	--	--	--	--	--
9/20/10	248.0	0.20 U	10.0 U	32.8000	--	--	300.0	0.2000 U	0.20 U	0.05 U	--	--	--	--
4/21/11	230.0	0.20 U	10.0 U	34.2000	--	--	265.0	0.2000 U	0.20 U	0.05 U	--	--	--	--

Gude Landfill
Monitoring Location OB08 - General Parameters

Printed 12/10/21

	Alkalinity (mg/L)	Ammonia Nitrogen (mg/L)	Chemical Oxygen Demand (mg/L)	Chloride (mg/L)	Cyanide, Total (mg/L)	Dissolved Oxygen, Field (mg/L)	Hardness (mg/L)	Nitrate (mg/L)	Nitrate+Nitrite (mg/L)	Nitrite (mg/L)	ORP, Field (mV)	pH, Field (SU)	pH, Lab (SU)	Phosphate (mg/L)
9/6/11	230.0	0.20 U	10.0 U	46.1000	--	--	144.0	0.2000 U	0.20 U	0.05 U	--	--	--	--
3/12/12	239.0	0.20 U	9.9	42.8000	--	--	236.0	0.2000 U	0.20 U	0.05 U	--	--	--	--
9/10/12	223.0	0.20 U	10.0 U	47.4000	--	--	234.0	0.2000 U	0.20 U	0.05 U	--	--	--	--
3/21/13	224.0	0.20 U	10.0 U	45.5000	--	0.03	232.0	0.2000 U	0.20 U	0.05 U	268.0	6.54	--	--
9/16/13	219.0	0.20 U	10.0 U	47.7000	--	0.02	230.0	0.2000 U	0.20 U	0.05 U	272.0	6.18	--	--
3/11/14	219.0	0.20 U	10.0 U	44.7000	--	0.02	232.0	0.2000 U	--	--	264.0	6.18	--	--
9/3/14	227.0	0.20 U	10.0 U	39.5000	--	1.60	236.0	0.2000 U	0.20 U	0.05 U	248.0	6.62	--	--
3/23/15	215.0	0.20 U	10.0 U	37.5000	--	0.00	220.0	0.2000 U	0.20 U	0.05 U	89.0	7.07	--	--
9/2/15	213.0	0.39	10.0 U	39.7000	--	--	222.0	0.2000 U	0.20 U	0.05 U	68.0	6.49	--	--
3/22/16	196.0	0.20 U	10.0 U	42.4000	--	0.00	206.0	0.2000 U	0.20 U	0.05 U	230.0	6.56	--	--
9/1/16	218.0	0.20 U	10.0 U	48.5000	--	--	240.0	0.2000 U	0.20 U	0.05 U	204.0	6.29	--	--
3/9/17	205.0	0.20 U	10.0 U	52.2000	--	--	140.0	0.2000 U	0.20 U	0.05 U	245.0	6.47	--	--
9/14/17	197.0	0.20 U	10.0 U	55.5000	--	0.00	236.0	0.2000 U	0.20 U	0.05 U	285.0	6.57	--	--
4/2/18	193.0	0.20 U	10.0 U	62.7000	--	--	61.2	0.2000 U	0.20 U	0.05 U	75.0	6.50	--	--
9/5/18	193.0	0.20 U	10.0 U	60.6000	--	--	242.0	0.2000 U	0.20 U	0.05 U	106.0	6.48	--	--
4/11/19	225.0	0.10 U	4.0	41.5000	--	0.09	211.0 B	0.2000 U	--	--	68.4	6.46	6.53	--
7/31/19	223.0	0.10 U	7.6	44.3000	--	0.35	203.0	0.2000 U	--	--	199.9	6.33	6.57	--
3/4/20	224.0	0.10 U	4.9	54.0000	--	0.40	216.0	0.3600	--	--	22.5	6.36	6.49	--
7/28/20	226.0	0.35	19.1	73.7000	--	0.59	229.0	0.2000 U	--	--	55.7	6.04	6.32	--
3/25/21	232.0	0.35	6.5	77.0000	--	0.11	234.0	0.1400	--	--	35.9	6.08	6.26	--
9/2/21	248.0	0.43	21.5	78.2000	--	0.62	244.0	0.0110 U	--	--	35.8	6.13	6.26	--

Gude Landfill
Monitoring Location OB08 - General Parameters

Printed 12/10/21

	Specific Conductivity, Field (uS/cm)	Specific Conductivity, Lab (umhos/cm)	Sulfate, total (mg/L)	Sulfide (mg/L)	Temperature, field (°C)	Total Dissolved Solids (mg/L)	Total Phenolics (mg/L)	Total Suspended Solids (mg/L)	Turbidity (NTU)	Turbidity, Field (NTU)
MCL/ GWPS										
4/27/01	--	--	--	--	--	--	--	--	0.200	--
9/4/01	--	--	--	--	--	--	--	--	1.450	--
3/13/02	--	--	--	--	--	--	--	--	1.360	--
9/16/02	--	--	--	--	--	--	--	--	8.100	--
6/3/03	--	--	--	--	--	--	0 U	--	22.300	--
3/25/04	--	--	--	--	--	--	0 U	--	--	--
9/20/04	--	--	--	--	--	--	0 U	--	--	--
4/6/05	--	--	--	--	--	--	0 U	--	--	--
9/21/05	--	--	--	--	--	--	0	--	--	--
4/4/06	--	--	--	--	--	--	0	--	--	--
9/25/06	--	--	--	--	--	--	0	--	--	--
4/17/07	--	--	--	--	--	--	0 U	--	--	--
10/2/07	--	--	--	--	--	--	0 U	--	--	--
3/26/08	--	--	--	--	--	--	0 U	--	--	--
9/24/08	--	--	--	--	--	--	0 U	--	--	--
9/21/09	--	--	7.54	--	--	284.0	--	--	0.266	--
7/27/10	--	--	--	3.0 U	--	--	--	--	--	--
9/20/10	--	--	4.83	--	--	384.0	--	--	0.485	--
4/21/11	--	--	4.00 U	--	--	280.0	--	--	0.735	--

Gude Landfill

Monitoring Location OB08 - General Parameters

	Specific Conductivity, Field (uS/cm)	Specific Conductivity, Lab (umhos/cm)	Sulfate, total (mg/L)	Sulfide (mg/L)	Temperature, field (°C)	Total Dissolved Solids (mg/L)	Total Phenolics (mg/L)	Total Suspended Solids (mg/L)	Turbidity (NTU)	Turbidity, Field (NTU)
9/6/11	--	--	4.00 U	--	--	344.0	--	--	--	--
3/12/12	--	--	4.76	--	--	348.0	--	--	--	--
9/10/12	--	--	4.11	--	--	352.0	--	--	--	--
3/21/13	603.6	--	5.27	--	13.7	270.0	--	--	--	0.00
9/16/13	516.5	--	5.68	--	14.6	392.0	--	--	--	0.00
3/11/14	499.8	--	5.80	--	14.2	322.0	--	--	--	1.08
9/3/14	491.3	--	4.32	--	15.0	322.0	--	--	--	2.10
3/23/15	406.8	--	7.65	--	9.9	352.0	--	--	--	0.00
9/2/15	506.9	--	6.70	--	19.3	209.0	--	--	--	0.10
3/22/16	450.1	--	9.50	--	14.1	264.0	--	--	--	0.00
9/1/16	505.2	--	7.20	--	15.2	308.0	--	--	--	0.00
3/9/17	478.5	--	7.83	--	14.0	224.0	--	--	--	0.00
9/14/17	482.5	--	8.79	--	16.5	320.0	--	--	--	0.10
4/2/18	501.7	--	10.80	--	13.4	343.0	--	--	--	0.30
9/5/18	531.7	--	10.00	--	15.5	324.0	--	--	--	0.90
4/11/19	662.0	549.0	6.10	--	13.7	328.0	--	2.6 U	0.500 U	1.10
7/31/19	487.7	544.0	5.80	--	15.8	326.0	--	2.3 U	0.500 U	0.00
3/4/20	520.0	572.0	5.92	--	14.4	332.0	--	4.3	0.709	0.00
7/28/20	623.0	688.0	2.49	--	17.2	398.0	--	25.4	4.970	7.70
3/25/21	598.0	694.0	3.40	--	14.6	309.0	--	6.8	3.150	2.14
9/2/21	612.0	681.0	0.30 U	--	16.3	391.0 B	--	15.4	3.050	1.90

Gude Landfill
Monitoring Location OB08 - Dissolved Metals

Printed 12/10/21

	Antimony, dissolved (mg/L)	Arsenic, dissolved (mg/L)	Barium, dissolved (mg/L)	Beryllium, dissolved (mg/L)	Cadmium, dissolved (mg/L)	Calcium, dissolved (mg/L)	Chromium, dissolved (mg/L)	Cobalt, dissolved (mg/L)	Copper, dissolved (mg/L)	Iron, dissolved (mg/L)	Lead, dissolved (mg/L)	Magnesium, dissolved (mg/L)	Manganese, dissolved (mg/L)	Mercury, dissolved (mg/L)
MCL/ GWPS	0.006	0.01	2	0.004	0.005		0.1				0.015			0.002
4/21/11	0.005 U	0.005 U	0.119	0.005 U	0.005 U	63.1	0.01 U	0.01	0.005 U	0.7	0.005 U	15.4	6.750	0.0002 U
9/6/11	--	--	--	--	--	--	--	--	--	--	--	--	--	--
3/12/12	0.005 U	0.005 U	0.127	0.005 U	0.005 U	65.0	0.01 U	0.01	0.005 U	0.7	0.005 U	16.8	7.290	0.0002 U
9/10/12	0.005 U	0.005 U	0.128	0.010 U	0.005 U	66.1	0.01 U	0.01	0.005 U	0.7	0.005 U	18.0	6.820	0.0002 U
3/21/13	0.005 U	0.005 U	0.134	0.005 U	0.005 U	66.2	0.01 U	0.01	0.005 U	0.7	0.005 U	16.1	6.600	0.0002 U
9/16/13	0.005 U	0.005 U	0.124	0.005 U	0.005 U	66.7	0.01 U	0.01	0.005 U	0.7	0.005 U	16.9	6.110	0.0002 U
3/11/14	0.005 U	0.005 U	0.068	0.005 U	0.005 U	49.3	0.01 U	0.02	0.005 U	3.3	0.005 U	18.9	6.890	0.0002 U
9/3/14	0.005 U	0.005 U	0.127	0.005 U	0.005 U	58.7	0.01 U	0.01	0.005 U	0.7	0.005 U	15.6	6.500	0.0002 U
3/23/15	0.002 U	0.002 U	0.140	0.002 U	0.004 U	64.0	0.01 U	0.01 U	0.010 U	0.0 U	0.002 U	14.0	5.200	0.0002 U
9/2/15	0.001 U	0.001 U	0.140	0.001 U	0.001 U	64.0	0.01 U	0.01 U	0.005 U	0.0	0.001 U	13.0	4.900	0.0002 U
3/22/16	0.002 U	0.002 U	0.139	0.002 U	0.002 U	57.9	0.00 U	0.00	0.002 U	0.4	0.002 U	12.9	4.840	0.0002 U
9/1/16	0.002 U	0.002 U	0.149	0.002 U	0.002 U	66.5	0.00	0.01	0.002 U	0.5	0.002 U	14.6	5.390	0.0002 U
3/9/17	0.002 U	0.002 U	0.138	0.002 U	0.002 U	63.5	0.00 U	0.01	0.002 U	0.4	0.002 U	14.6	4.740	0.0002 U
9/14/17	0.002 U	0.002 U	0.143	0.002 U	0.002 U	62.6	0.00	0.00	0.002 U	0.4	0.002 U	14.2	4.840	0.0002 U
4/2/18	0.002 U	0.002 U	0.134	0.002 U	0.002 U	70.2	0.01	0.00	0.002 U	0.1	0.002 U	14.3	5.010	0.0002 U
9/5/18	0.002 U	0.002 U	0.131	0.002 U	0.002 U	71.4	0.00	0.00	0.002 U	0.1	0.002 U	15.0	4.930	0.0002 U

Gude Landfill

Monitoring Location OB08 - Dissolved Metals

	Nickel, dissolved (mg/L)	Potassium, dissolved (mg/L)	Selenium, dissolved (mg/L)	Silver, dissolved (mg/L)	Sodium, dissolved (mg/L)	Thallium, dissolved (mg/L)	Vanadium, dissolved (mg/L)	Zinc, dissolved (mg/L)
MCL/ GWPS			0.05			0.002		
4/21/11	0.01	2.4	0.005 U	0.01 U	26.7	0.005 U	0.01 U	0.007
9/6/11	0.01	--	--	--	--	--	--	--
3/12/12	0.01	2.8	0.005 U	0.01 U	27.0	0.005 U	0.01 U	0.005 U
9/10/12	0.01	3.0	0.005 U	0.01 U	27.2	0.005 U	0.01 U	0.005
3/21/13	0.01	3.0	0.005 U	0.01 U	26.3	0.005 U	0.01 U	0.006
9/16/13	0.01	2.8	0.005 U	0.01 U	27.2	0.005 U	0.01 U	0.005 U
3/11/14	0.01	2.8	0.005 U	0.01 U	26.6	0.005 U	0.01 U	0.006
9/3/14	0.01	2.7	0.005 U	0.01 U	25.0	0.005 U	0.01 U	0.008
3/23/15	0.01 J	2.8	0.035 U	0.01 U	25.0	0.002 U	0.01 U	0.005 J
9/2/15	0.01 U	2.7	0.005 U	0.00 U	24.0	0.001 U	0.01 U	0.005 U
3/22/16	0.01	2.3	0.002 U	0.00 U	22.3	0.001 U	0.00 U	0.002 U
9/1/16	0.01	2.5	0.002 U	0.00 U	23.8	0.001 U	0.00 U	0.002 U
3/9/17	0.01	2.5	0.002 U	0.00 U	23.9	0.001 U	0.00 U	0.002 U
9/14/17	0.01	2.4	0.002 U	0.00 U	23.0	0.001 U	0.00 U	0.002
4/2/18	0.01	2.6	0.002	0.00 U	23.6	0.001 U	0.00 U	0.002
9/5/18	0.01	2.6	0.002 U	0.00 U	23.9	0.001 U	0.00 U	0.003

Gude Landfill
Monitoring Location OB08 - Total Metals

Printed 12/10/21

	Antimony, total (mg/L)	Arsenic, total (mg/L)	Barium, total (mg/L)	Beryllium, total (mg/L)	Boron, total (mg/L)	Cadmium, total (mg/L)	Calcium, total (mg/L)	Chromium, total (mg/L)	Cobalt, total (mg/L)	Copper, total (mg/L)	Iron, total (mg/L)	Lead, total (mg/L)
MCL/ GWPS	0.006	0.01	2	0.004		0.005		0.1				0.015
4/27/01	0.0020 U	0.0020 U	0.0361	0.0005 U	--	0.0020 U	--	0.0020 U	0.0020 U	0.0176	--	0.00200 U
9/4/01	0.0020 U	0.0007 U	0.0287	0.0017 U	--	0.0020 U	--	0.0012 U	0.0020 U	0.0102	--	0.00220
3/13/02	0.0005 U	0.0020 U	0.0192	0.0017 U	--	0.0020 U	--	0.0012 U	0.0004 U	0.0089	--	0.00200 U
9/16/02	0.0007 U	0.0027	0.0211	0.0004 U	--	0.0041	--	0.0040	0.0029	0.0099	--	0.00320
6/3/03	0.0007 U	0.0020 U	0.0327	0.0004 U	--	0.0020 U	--	0.0020 U	0.0020 U	0.0204	--	0.00200 U
3/25/04	0.0009 U	0.0008 U	0.0158	0.0016 U	--	0.0007 U	--	0.0005 U	0.0005 U	0.0100 U	--	0.00200 U
9/20/04	0.0028 U	0.0006 U	0.0137	0.0012 U	--	0.0020 U	--	0.0007 U	0.0005 U	0.0126	--	0.00200 U
4/6/05	0.0028 U	0.0020 U	0.0102	0.0012 U	--	0.0020 U	--	0.0020 U	0.0005 U	0.0107	--	0.00200 U
9/21/05	0.0028 U	0.0006 U	0.0159	0.0012 U	--	0.0020 U	--	0.0007 U	0.0005 U	0.0172	--	0.00210
4/4/06	0.0006 U	0.0006 U	0.0114	0.0007 U	--	0.0020 U	--	0.0020 U	0.0005 U	0.0073	--	0.00200 U
9/25/06	0.0007 U	0.0020 U	0.1281	0.0009 U	--	0.0006 U	--	0.0007 U	0.0084	0.0062	--	0.00070 U
4/17/07	0.0007 U	0.0020 U	0.1163	0.0009 U	0.020 U	--	--	0.0007 U	0.0078	0.0060	--	0.00070 U
10/2/07	0.0007 U	0.0020 U	0.1146	0.0009 U	0.020 U	--	--	0.0007 U	0.0069	0.0061	--	0.00070 U
3/26/08	0.0005 U	0.0006 U	0.0822	0.0010 U	0.020 U	--	--	0.0020 U	0.0034	0.0045	--	0.00200 U
9/24/08	0.0010 U	0.0012 U	0.0288	0.0020 U	0.040 U	--	--	0.0016 U	0.0024 U	0.0080	--	0.00200 U
3/9/09	0.0010 U	0.0010 U	0.1309	0.0012 U	0.050 U	--	--	0.0007 U	0.0100 U	0.0100 U	--	0.00070 U
9/21/09	0.0020 U	0.0020 U	0.1370	0.0020 U	--	0.0020 U	63.50	0.0020 U	0.0052	0.0043	0.3010	0.00200 U
7/27/10	0.0010 U	0.0019	0.1200	0.0010 U	--	0.0010 U	--	0.0006 J	0.0081	0.0017	--	0.00100 U
9/20/10	0.0050 U	0.0050 U	0.1180	0.0050 U	--	0.0050 U	65.90	0.0050 U	0.0064	0.0060	0.6470	0.00500 U
4/21/11	0.0050 U	0.0050 U	0.1160	0.0050 U	--	0.0050 U	62.70	0.0050 U	0.0070	0.0060	0.7180	0.00500 U
9/6/11	0.0050 U	0.0050 U	0.1280	0.0050 U	--	0.0050 U	67.10	0.0050 U	0.0080	0.0050 U	0.7970	0.00500 U
3/12/12	0.0050 U	0.0050 U	0.1290	0.0050 U	--	0.0050 U	70.80	0.0050 U	0.0079	0.0050 U	0.7400	0.00500 U
9/10/12	0.0050 U	0.0050 U	0.1290	0.0100 U	--	0.0050 U	68.20	0.0050 U	0.0084	0.0050 U	0.7740	0.00500 U

Gude Landfill
Monitoring Location OB08 - Total Metals

Printed 12/10/21

	Antimony, total (mg/L)	Arsenic, total (mg/L)	Barium, total (mg/L)	Beryllium, total (mg/L)	Boron, total (mg/L)	Cadmium, total (mg/L)	Calcium, total (mg/L)	Chromium, total (mg/L)	Cobalt, total (mg/L)	Copper, total (mg/L)	Iron, total (mg/L)	Lead, total (mg/L)
3/21/13	0.0050 U	0.0050 U	0.1320	0.0050 U	--	0.0050 U	66.60	0.0050 U	0.0080	0.0050 U	0.5750	0.00500 U
9/16/13	0.0050 U	0.0050 U	0.1260	0.0050 U	--	0.0050 U	65.30	0.0050 U	0.0065	0.0050 U	0.6760	0.00500 U
3/11/14	0.0050 U	0.0050 U	0.1250	0.0050 U	--	0.0050 U	54.30	0.0050 U	0.0065	0.0050 U	0.6920	0.00500 U
9/3/14	0.0050 U	0.0050 U	0.1320	0.0050 U	--	0.0050 U	57.10	0.0050 U	0.0069	0.0050 U	0.7390	0.00500 U
3/23/15	0.0020 U	0.0020 U	0.1300	0.0020 U	--	0.0040 U	64.00	0.0100 U	0.0100 U	0.0100 U	0.0310	0.00200 U
9/2/15	0.0010 U	0.0010 U	0.1300	0.0010 U	--	0.0005 U	64.00	0.0050 U	0.0050 U	0.0050 U	0.0270	0.00100 U
3/22/16	0.0020 U	0.0020 U	0.1380	0.0020 U	--	0.0020 U	58.40	0.0020 U	0.0041	0.0020 U	0.4500	0.00200 U
9/1/16	0.0020 U	0.0020 U	0.1460	0.0020 U	--	0.0020 U	64.60	0.0020 U	0.0057	0.0020 U	0.4670	0.00200 U
3/9/17	0.0020 U	0.0020 U	0.1350	0.0020 U	--	0.0020 U	61.90	0.0023	0.0054	0.0030	0.4290	0.00200 U
9/14/17	0.0020 U	0.0020 U	0.1450	0.0020 U	--	0.0020 U	62.80	0.0022	0.0040	0.0020 U	0.4350	0.00200 U
4/2/18	0.0020 U	0.0020 U	0.1380	0.0020 U	--	0.0020 U	68.10	0.0032	0.0047	0.0020 U	0.1020	0.00200 U
9/5/18	0.0020 U	0.0020 U	0.1300	0.0020 U	--	0.0020 U	72.50	0.0026	0.0048	0.0020 U	0.0779	0.00200 U
4/11/19	0.0010 U	0.0010 U	0.1510	0.0010 U	--	0.0010 U	56.50 B	0.0010 U	0.0053	0.0010 U	0.1000 U	0.00100 U
7/31/19	0.0010 U	0.0010 U	0.1520	0.0010 U	--	0.0010 U	55.30	0.0027	0.0057	0.0024	0.1390	0.00100 U
3/4/20	0.0010 U	0.0010 U	0.1470	0.0010 U	--	0.0010 U	61.70	0.0010 U	0.0051	0.0010 U	0.1150	0.00100 U
7/28/20	0.0010 U	0.0027	0.0656	0.0010 U	--	0.0010 U	49.30	0.0027	0.0186	0.0029	5.1100	0.00100 U
3/25/21	0.0010 U	0.0023	0.0574	0.0010 U	--	0.0010 U	51.10	0.0010 U	0.0179	0.0022	4.1900	0.00100 U
9/2/21	0.0010 U	0.0028	0.0546	0.0010 U	--	0.0010 U	51.90	0.0010 U	0.0194	0.0015	5.8900	0.00100 U

Gude Landfill
Monitoring Location OB08 - Total Metals

Printed 12/10/21

	Magnesium, total (mg/L)	Manganese, total (mg/L)	Mercury, total (mg/L)	Nickel, total (mg/L)	Potassium, total (mg/L)	Selenium, total (mg/L)	Silver, total (mg/L)	Sodium, total (mg/L)	Thallium, total (mg/L)	Tin, total (mg/L)	Vanadium, total (mg/L)	Zinc, total (mg/L)
MCL/ GWPS			0.002			0.05			0.002			
4/27/01	--	5.08000	0.000100 U	0.0052	--	0.00180 U	0.0052 U	--	0.0009 U	0.2000 U	0.00060 U	--
9/4/01	--	2.50000	0.000100 U	0.0100 U	--	0.00200 U	0.0044 U	--	0.0009 U	0.2000 U	0.00070 U	--
3/13/02	--	0.38270	0.000100 U	0.0030 U	--	0.00200 U	0.0044 U	--	0.0009 U	0.2000 U	0.00070 U	--
9/16/02	--	0.55440	0.000200	0.0149	--	0.00570	0.0096 U	--	0.0010 U	0.0008 U	0.00030 U	--
6/3/03	--	0.74190	0.000200 U	0.0028	--	0.00120 U	0.0096 U	--	0.0010 U	0.0008 U	0.00030 U	--
3/25/04	--	0.23640	0.000200 U	0.0020 U	--	0.00070 U	0.0022 U	--	0.0004 U	0.0020 U	0.00040 U	--
9/20/04	--	0.09760	0.000100 U	0.0020 U	--	0.00200 U	0.0018 U	--	0.0006 U	0.0003 U	0.00040 U	--
4/6/05	--	0.07160	0.000100 U	0.0020 U	--	0.00200 U	0.0018 U	--	0.0006 U	0.0050 U	0.00040 U	--
9/21/05	--	0.41950	0.000100 U	0.0028	--	0.00100 U	0.0018 U	--	0.0006 U	0.0050 U	0.00040 U	--
4/4/06	--	0.24170	0.000100 U	0.0021	--	0.00150 U	0.0004 U	--	0.0004 U	0.0050 U	0.00040 U	--
9/25/06	--	8.92400	0.000200 U	0.0081	--	0.00200 U	0.0005 U	--	0.0007 U	0.0050 U	0.00070 U	--
4/17/07	--	--	0.000200 U	0.0089	--	0.00200 U	0.0005 U	--	0.0007 U	0.0500 U	0.00070 U	0.00570
10/2/07	--	--	0.000200 U	0.0082	--	0.00200 U	0.0005 U	--	0.0007 U	0.0020 U	0.00070 U	0.00390
3/26/08	--	--	0.000200 U	0.0039	--	0.00200 U	0.0001 U	--	0.0010 U	0.0500 U	0.00200 U	0.00480
9/24/08	--	--	0.000200 U	0.0040 U	--	0.00180 U	0.0016 U	--	0.0012 U	0.0011 U	0.00120 U	0.02000 U
3/9/09	--	--	0.000200 U	0.0100 U	--	0.00120 U	0.0043 U	--	0.0008 U	0.0011 U	0.00080 U	0.01000 U
9/21/09	12.900	6.29000	0.000200 U	0.0083	2.810	0.00200 U	0.0020 U	27.20	0.0020 U	--	0.00200 U	0.01000 U
7/27/10	--	--	0.000200 U	0.0071	--	0.00100 U	0.0010 U	--	0.0010 U	0.0050 U	0.00500 U	0.01400
9/20/10	14.900	7.18000	0.000200 U	0.0083	2.630	0.00500 U	0.0050 U	28.00	0.0050 U	--	0.00500 U	0.00500 U
4/21/11	17.000 J	6.56000	0.000200 U	0.0077	2.910	0.00500 U	0.0050 U	28.70 J	0.0050 U	--	0.00500 U	0.00765
9/6/11	16.800	7.22800	0.000200 U	--	2.860	0.00500 U	0.0050 U	27.40	0.0050 U	--	0.00500 U	0.00658
3/12/12	17.700	6.84000	0.000200 U	0.0082	2.850	0.00500 U	0.0050 U	28.00	0.0050 U	--	0.00500 U	0.00607
9/10/12	17.000	7.26000	0.000200 U	0.0090	2.950	0.00500 U	0.0050 U	25.40	0.0050 U	--	0.00500 U	0.00624

Shaded concentrations represent MCL/GWPS exceedances

Printed on Recycled Paper

Gude Landfill
Monitoring Location OB08 - Total Metals

Printed 12/10/21

	Magnesium, total (mg/L)	Manganese, total (mg/L)	Mercury, total (mg/L)	Nickel, total (mg/L)	Potassium, total (mg/L)	Selenium, total (mg/L)	Silver, total (mg/L)	Sodium, total (mg/L)	Thallium, total (mg/L)	Tin, total (mg/L)	Vanadium, total (mg/L)	Zinc, total (mg/L)
3/21/13	15.900	6.89000	0.000200 U	0.0102	2.480	0.00500 U	0.0050 U	26.30	0.0050 U	--	0.00500 U	0.00571
9/16/13	16.500	6.00000	0.000200 U	0.0077	2.710	0.00500 U	0.0050 U	26.40	0.0050 U	--	0.00500 U	0.00571
3/11/14	17.600	5.84000	0.000200 U	0.0070	2.610	0.00500 U	0.0050 U	20.10	0.0050 U	--	0.00500 U	0.00666
9/3/14	15.100	6.26000	0.000200 U	0.0089	2.700	0.00500 U	0.0050 U	24.00	0.0050 U	--	0.00500 U	0.01060
3/23/15	14.000	5.20000	0.000200 U	0.0075 J	2.800	0.03500 U	0.0100 U	25.00	0.0020 U	--	0.01000 U	0.00590 J
9/2/15	13.000	5.00000	0.000200 U	0.0100 U	2.700	0.00500 U	0.0010 U	24.00	0.0010 U	--	0.00500 U	0.00500 U
3/22/16	12.900	4.89000	0.000200 U	0.0054	2.330	0.00200 U	0.0020 U	22.20	0.0010 U	--	0.00200 U	0.00200 U
9/1/16	14.700	5.21000	0.000200 U	0.0084	2.550	0.00200 U	0.0020 U	23.70	0.0010 U	--	0.00200 U	0.00209
3/9/17	14.200	5.15000	0.000200 U	0.0078	2.620	0.00200 U	0.0020 U	23.50	0.0010 U	--	0.00200 U	0.00206
9/14/17	13.900	4.71000	0.000200 U	0.0054	2.350	0.00200 U	0.0020 U	23.20	0.0010 U	--	0.00200 U	0.00242
4/2/18	14.900	5.05000	0.000200 U	0.0067	2.640	0.00220	0.0020 U	24.10	0.0010 U	--	0.00200 U	0.00224
9/5/18	14.800	4.75000	0.000200 U	0.0066	2.520	0.00200 U	0.0020 U	23.70	0.0010 U	--	0.00200 U	0.00249
4/11/19	17.000	7.65000	0.000100 U	0.0067	2.720	0.00100 U	0.0010 U	25.40	0.0010 U	--	0.00100 U	0.00400 U
7/31/19	15.700	6.68000	0.000100 U	0.0076	2.620	0.00100 U	0.0010 U	24.10	0.0010 U	--	0.00100 U	0.00400 U
3/4/20	17.300	6.05000	0.000100 U	0.0064	2.730	0.00100 U	0.0010 U	23.50	0.0010 U	--	0.00100 U	0.00400 U
7/28/20	25.700	8.71000	0.000100 U	0.0079	2.940	0.00100 U	0.0010 U	35.20	0.0010 U	--	0.00100 U	0.00802
3/25/21	25.900	8.28000	0.000100 U	0.0063	2.890	0.00100 U	0.0010 U	34.90	0.0010 U	--	0.00100 U	0.01120
9/2/21	27.900	8.78000	0.000100 U	0.0065	3.090	0.00100 U	0.0010 U	37.90	0.0010 U	--	0.00100 U	0.00632

Gude Landfill
Monitoring Location OB08 - Volatile Organic Compounds

Printed 12/10/21

	1,1,1,2-Tetrachloroethane (ug/L)	1,1,1-Trichloroethane (ug/L)	1,1,2,2-Tetrachloroethane (ug/L)	1,1,2-Trichloroethane (ug/L)	1,1-Dichloroethane (ug/L)	1,1-Dichloroethene (ug/L)	1,1-Dichloropropene (ug/L)	1,2,3-Trichloropropane (ug/L)	1,2-Dibromo-3-chloropropane (ug/L)	1,2-Dibromoethane (ug/L)	1,2-Dichlorobenzene (ug/L)	1,2-Dichloroethane (ug/L)	1,2-Dichloropropane (ug/L)	1,3-Dichloropropane (ug/L)	1,4-Dichlorobenzene (ug/L)
MCL/ GWPS	200			5		7			0.2	0.05	600	5	5		75
4/27/01	0.18 U	0.15 U	0.23 U	0.22 U	1.00 U	0.15 U	0.22 U	0.21 U	1.00 U	0.20 U	10.00 U	0.17 U	1.00 U	0.19 U	10.00 U
9/4/01	0.18 U	0.15 U	0.23 U	0.22 U	1.12	0.15 U	0.22 U	0.21 U	0.14 U	0.20 U	10.00 U	0.17 U	1.00 U	0.19 U	10.00 U
3/13/02	0.18 U	0.15 U	0.23 U	0.22 U	1.00 U	0.15 U	0.22 U	0.21 U	0.14 U	0.20 U	10.00 U	0.17 U	1.00 U	0.19 U	10.00 U
9/16/02	0.18 U	1.00 U	1.00 U	0.22 U	16.91	1.00 U	1.00 U	0.21 U	1.00 U	0.20 U	10.00 U	1.00 U	2.50	0.19 U	10.00 U
6/3/03	0.18 U	0.15 U	0.23 U	0.22 U	1.00 U	0.15 U	0.22 U	0.21 U	0.14 U	0.20 U	10.00 U	0.17 U	0.21 U	0.19 U	10.00 U
3/25/04	0.18 U	0.15 U	0.23 U	0.22 U	1.00 U	0.15 U	0.22 U	0.21 U	1.00 U	0.20 U	10.00 U	0.17 U	0.21 U	0.19 U	10.00 U
9/20/04	0.13 U	0.24 U	0.44 U	0.25 U	0.27 U	0.37 U	0.35 U	0.40 U	0.33 U	0.28 U	10.00 U	0.27 U	0.34 U	0.33 U	10.00 U
4/6/05	0.13 U	0.24 U	0.44 U	0.25 U	1.00 U	0.37 U	0.35 U	0.40 U	0.33 U	0.28 U	10.00 U	0.27 U	0.34 U	0.33 U	10.00 U
9/21/05	0.13 U	0.24 U	0.44 U	0.25 U	1.00 U	0.37 U	0.35 U	0.40 U	0.33 U	0.28 U	10.00 U	0.27 U	0.34 U	0.33 U	10.00 U
4/4/06	0.13 U	0.24 U	0.44 U	0.25 U	0.27 U	0.37 U	0.35 U	0.40 U	0.33 U	0.28 U	--	0.27 U	0.34 U	0.33 U	--
9/25/06	0.13 U	0.24 U	0.44 U	0.25 U	0.27 U	0.37 U	0.35 U	0.40 U	0.33 U	0.28 U	10.00 U	1.00 U	1.78	0.33 U	10.00 U
4/17/07	0.13 U	0.24 U	0.44 U	0.25 U	1.23	0.37 U	0.35 U	0.40 U	0.33 U	0.28 U	10.00 U	0.27 U	1.59	0.33 U	10.00 U
10/2/07	0.13 U	0.24 U	0.44 U	0.25 U	1.00 U	0.37 U	0.35 U	0.40 U	0.33 U	0.28 U	10.00 U	0.27 U	1.67	0.33 U	10.00 U
3/26/08	0.18 U	0.18 U	0.21 U	0.23 U	0.22 U	0.18 U	0.26 U	0.14 U	0.24 U	0.16 U	0.25 U	0.18 U	0.17 U	0.20 U	0.67
9/24/08	0.12 U	0.17 U	0.14 U	0.17 U	0.50 U	0.15 U	0.13 U	0.17 U	0.20 U	0.08 U	0.10 U	0.13 U	0.15 U	0.13 U	0.14 U
3/9/09	0.12 U	0.17 U	0.14 U	0.17 U	0.85	0.15 U	0.13 U	0.17 U	0.20 U	0.08 U	10.00 U	0.13 U	1.24	0.13 U	10.00 U
9/21/09	1.00 U	1.00 U	1.00 U	1.00 U	1.20	1.00 U	1.00 U	1.00 U	1.00 U	1.00 U	1.00 U	1.00 U	1.16	1.00 U	2.15
7/27/10	1.00 U	1.00 U	1.00 U	1.00 U	1.00	1.00 U	1.00 U	1.00 U	10.00 U	1.00 U	1.00 U	1.00 U	1.00 U	1.00 U	3.00
9/20/10	2.00 U	2.00 U	2.00 U	2.00 U	0.87 J	2.00 U	2.00 U	2.00 U	2.00 U	2.00 U	2.00 U	2.00 U	0.78 J	2.00 U	1.84 J
4/21/11	1.00 U	1.00 U	1.00 U	1.00 U	1.00 U	1.00 U	--	1.00 U	1.00 U	1.00 U	1.00 U	1.00 U	1.20	--	1.00 U

Shaded concentrations represent MCL/GWPS exceedances

Printed on Recycled Paper

Gude Landfill
Monitoring Location OB08 - Volatile Organic Compounds

Printed 12/10/21

	1,1,1,2-Tetrachloroethane (ug/L)	1,1,1-Trichloroethane (ug/L)	1,1,2,2-Tetrachloroethane (ug/L)	1,1,2-Trichloroethane (ug/L)	1,1-Dichloroethane (ug/L)	1,1-Dichloroethane (ug/L)	1,1-Dichloropropene (ug/L)	1,2,3-Trichloropropane (ug/L)	1,2-Dibromo-3-chloropropane (ug/L)	1,2-Dibromoethane (ug/L)	1,2-Dichlorobenzene (ug/L)	1,2-Dichloroethane (ug/L)	1,2-Dichloropropane (ug/L)	1,3-Dichloropropane (ug/L)	1,4-Dichlorobenzene (ug/L)	
9/6/11	1.00 U	1.00 U	1.00 U	1.00 U	1.00 U	1.00 U	--	1.00 U	1.00 U	1.00 U	1.00 U	1.00 U	1.00 U	1.00 U	1.00 U	
3/12/12	1.00 U	1.00 U	1.00 U	1.00 U	1.00 U	1.00 U	--	1.00 U	1.00 U	1.00 U	1.00 U	1.00 U	1.00 U	1.60	--	4.00
9/10/12	1.00 U	1.00 U	1.00 U	1.00 U	1.00 U	1.00 U	1.00 U	1.00 U	1.00 U	1.00 U	1.00 U	1.00 U	1.00 U	1.00 U	1.00 U	1.00 U
3/21/13	1.00 U	1.00 U	1.00 U	1.00 U	1.00 U	1.00 U	1.00 U	1.00 U	1.00 U	1.00 U	1.00 U	1.00 U	1.00 U	1.00 U	1.00 U	1.01
9/16/13	1.00 U	1.00 U	1.00 U	1.00 U	1.38	1.00 U	1.00 U	1.00 U	1.00 U	1.00 U	1.00 U	1.00 U	1.00 U	1.54	1.00 U	1.59
3/11/14	1.00 U	1.00 U	1.00 U	1.00 U	1.00 U	1.00 U	1.00 U	1.00 U	1.00 U	1.00 U	--	1.00 U	1.65	1.00 U	3.66	
9/3/14	1.00 U	1.00 U	1.00 U	1.00 U	1.49	1.00 U	1.00 U	1.00 U	1.00 U	1.00 U	1.00 U	1.00 U	1.60	1.00 U	3.52	
3/23/15	1.00 U	1.00 U	1.00 U	1.00 U	1.00 U	1.00 U	1.00 U	1.00 U	1.00 U	1.00 U	1.00 U	1.00 U	1.20	1.00 U	2.40	
9/2/15	1.00 U	1.00 U	1.00 U	1.00 U	1.00 U	1.00 U	1.00 U	1.00 U	1.00 U	1.00 U	1.00 U	1.00 U	1.02	1.00 U	2.39	
3/22/16	1.00 U	1.00 U	1.00 U	1.00 U	1.00 U	1.00 U	1.00 U	1.00 U	1.00 U	1.00 U	1.00 U	1.00 U	1.24	1.00 U	2.70	
9/1/16	1.00 U	1.00 U	1.00 U	1.00 U	1.00 U	1.00 U	1.00 U	1.00 U	1.00 U	1.00 U	1.00 U	1.00 U	1.26	1.00 U	3.40	
3/9/17	1.00 U	1.00 U	1.00 U	1.00 U	1.00 U	1.00 U	1.00 U	1.00 U	1.00 U	1.00 U	1.00 U	1.00 U	1.39	1.00 U	1.00 U	
9/14/17	1.00 U	1.00 U	1.00 U	1.00 U	1.00 U	1.00 U	1.00 U	1.00 U	1.00 U	1.00 U	1.00 U	1.00 U	1.10	1.00 U	2.62	
4/2/18	1.00 U	1.00 U	1.00 U	1.00 U	1.00 U	1.00 U	1.00 U	1.00 U	1.00 U	1.00 U	1.00 U	1.00 U	1.19	1.00 U	1.00 U	
9/5/18	1.00 U	1.00 U	1.00 U	1.00 U	1.00 U	1.00 U	1.00 U	1.00 U	1.00 U	1.00 U	1.00 U	1.00 U	1.16	1.00 U	2.59	
4/11/19	1.00 U	1.00 U	1.00 U	1.00 U	1.00 U	1.00 U	1.00 U	1.00 U	1.00 U	1.00 U	1.00 U	1.00 U	1.30	1.00 U	2.70	
7/31/19	1.00 U	1.00 U	1.00 U	1.00 U	1.00 U	1.00 U	1.00 U	1.00 U	1.00 U	1.00 U	1.00 U	1.00 U	1.20	1.00 U	2.90	
3/4/20	1.00 U	1.00 U	1.00 U	1.00 U	1.00 U	1.00 U	1.00 U	1.00 U	1.00 U	1.00 U	1.00 U	1.00 U	1.00 U	1.00 U	2.70	
7/28/20	1.00 U	1.00 U	1.00 U	1.00 U	1.00 U	1.00 U	1.00 U	1.00 U	0.05 U	0.02 U	1.00 U	1.00 U	1.20	1.00 U	5.90	
3/25/21	1.00 U	1.00 U	1.00 U	1.00 U	1.00 U	1.00 U	1.00 U	1.00 U	0.05 U	0.02 U	1.00 U	1.00 U	1.00 U	1.00 U	6.90	
9/2/21	1.00 U	1.00 U	1.00 U	1.00 U	1.00 U	1.00 U	1.00 U	1.00 U	0.05 U	0.02 U	1.00 U	1.00 U	1.00 U	1.00 U	7.20	

Gude Landfill
Monitoring Location OB08 - Volatile Organic Compounds

Printed 12/10/21

	2,2-Dichloropropane (ug/L)	2-Butanone (ug/L)	2-Hexanone (ug/L)	4-Methyl-2-Pentanone (ug/L)	Acetone (ug/L)	Acrylonitrile (ug/L)	Benzene (ug/L)	Bromochloromethane (ug/L)	Bromodichloromethane (ug/L)	Bromoform (ug/L)	Bromomethane (ug/L)	Carbon Disulfide (ug/L)	Carbon Tetrachloride (ug/L)	Chlorobenzene (ug/L)	Chloroethane (ug/L)
MCL/ GWPS							5		80	80			5	100	
4/27/01	0.11 U	--	0.18 U	--	0.15 U	--	0.21 U	0.20 U	0.18 U	0.14 U	0.15 U	0.38 U	0.15 U	0.28 U	1.00 U
9/4/01	0.11 U	--	0.18 U	--	0.15 U	--	0.21 U	0.20 U	0.18 U	0.14 U	0.15 U	0.38 U	0.15 U	0.28 U	1.00 U
3/13/02	0.11 U	--	0.18 U	--	0.15 U	--	0.21 U	0.20 U	0.18 U	0.14 U	0.15 U	0.38 U	0.15 U	0.28 U	1.00 U
9/16/02	0.11 U	--	0.18 U	--	0.15 U	--	1.21	0.20 U	0.18 U	0.14 U	0.15 U	1.25	1.00 U	5.15	1.00 U
6/3/03	0.11 U	--	0.18 U	--	0.15 U	--	0.21 U	0.20 U	0.18 U	0.14 U	0.15 U	0.38 U	0.15 U	0.28 U	0.20 U
3/25/04	0.11 U	--	0.18 U	--	0.15 U	--	0.21 U	0.20 U	0.18 U	0.14 U	1.00 U	1.00 U	0.15 U	0.28 U	0.20 U
9/20/04	0.23 U	0.29 U	0.19 U	--	0.39 U	--	0.28 U	0.34 U	0.31 U	0.27 U	0.31 U	0.75 U	0.25 U	0.40 U	0.31 U
4/6/05	0.23 U	1.00 U	1.00 U	--	0.39 U	--	0.28 U	0.34 U	0.31 U	0.27 U	0.31 U	0.75 U	0.25 U	0.40 U	0.31 U
9/21/05	0.23 U	0.29 U	0.19 U	--	0.39 U	--	0.28 U	0.34 U	0.31 U	0.27 U	0.31 U	0.75 U	0.25 U	0.40 U	0.31 U
4/4/06	0.23 U	0.29 U	0.19 U	--	0.39 U	--	0.28 U	0.34 U	0.31 U	0.27 U	0.31 U	0.75 U	0.25 U	0.40 U	0.31 U
9/25/06	1.00 U	0.29 U	0.19 U	--	0.39 U	--	1.09	0.34 U	0.31 U	0.27 U	0.31 U	0.75 U	0.25 U	4.81	1.00 U
4/17/07	0.23 U	1.00 U	0.19 U	--	0.39 U	--	1.00	0.34 U	0.31 U	0.27 U	0.31 U	0.75 U	0.25 U	4.14	1.00 U
10/2/07	0.23 U	1.00 U	0.19 U	--	0.39 U	--	1.00 U	0.34 U	0.31 U	0.27 U	0.31 U	0.75 U	0.25 U	4.04	1.00 U
3/26/08	0.19 U	--	--	--	--	--	0.24 U	0.12 U	0.19 U	0.12 U	0.50 U	--	0.13 U	0.68	0.10 U
9/24/08	0.22 U	--	--	--	--	--	0.09 U	0.14 U	0.11 U	0.16 U	0.12 U	--	0.14 U	0.16 U	0.13 U
3/9/09	0.22 U	--	--	--	--	--	0.71	0.14 U	0.11 U	0.16 U	0.12 U	--	0.14 U	2.02	0.13 U
9/21/09	1.00 U	0.71 J	1.00 U	1.00 U	2.70	1.00 U	0.71 J	1.00 U	1.00 U	1.00 U	1.00 U	2.50 U	1.00 U	1.95	0.44 J
7/27/10	1.00 U	10.00 U	5.00 U	5.00 U	5.00 U	10.00 U	0.80 J	1.00 U	1.00 U	5.00 U	1.00 U	1.00 U	1.00 U	4.00	1.00 U
9/20/10	2.00 U	2.00 U	2.00 U	2.00 U	0.50 U	2.00 U	0.66 J	2.00 U	2.00 U	2.00 U	2.00 U	5.00 U	2.00 U	3.31	0.55 J
4/21/11	--	5.00 U	5.00 U	5.00 U	5.00 U	5.00 U	1.00 U	1.00 U	1.00 U	1.00 U	1.00 U	1.00 U	1.00 U	6.10	1.00 U

Gude Landfill
Monitoring Location OB08 - Volatile Organic Compounds

Printed 12/10/21

	2,2-Dichloropropane (ug/L)	2-Butanone (ug/L)	2-Hexanone (ug/L)	4-Methyl-2-Pentanone (ug/L)	Acetone (ug/L)	Acrylonitrile (ug/L)	Benzene (ug/L)	Bromochloromethane (ug/L)	Bromodichloromethane (ug/L)	Bromoform (ug/L)	Bromomethane (ug/L)	Carbon Disulfide (ug/L)	Carbon Tetrachloride (ug/L)	Chlorobenzene (ug/L)	Chloroethane (ug/L)
9/6/11	--	5.00 U	5.00 U	5.00 U	5.00 U	5.00 U	1.00 U	1.00 U	1.00 U	1.00 U	1.00 U	1.00 U	1.00 U	1.00 U	1.00 U
3/12/12	--	5.00 U	5.00 U	5.00 U	5.00 U	5.00 U	1.00 U	1.00 U	1.00 U	1.00 U	1.00 U	1.00 U	1.00 U	5.70	1.00 U
9/10/12	1.00 U	5.00 U	5.00 U	5.00 U	5.00 U	5.00 U	1.00 U	1.00 U	1.00 U	1.00 U	1.00 U	5.00 U	1.00 U	4.41	1.00 U
3/21/13	1.00 U	5.00 U	5.00 U	5.00 U	5.00 U	5.00 U	1.00 U	1.00 U	1.00 U	1.00 U	1.00 U	5.00 U	1.00 U	1.52	1.00 U
9/16/13	1.00 U	5.00 U	5.00 U	5.00 U	5.00 U	5.00 U	1.00 U	1.00 U	1.00 U	1.00 U	1.00 U	5.00 U	1.00 U	4.26	1.00 U
3/11/14	1.00 U	5.00 U	5.00 U	5.00 U	5.00 U	5.00 U	1.00 U	--	1.00 U	1.00 U	1.00 U	5.00 U	1.00 U	4.87	1.00 U
9/3/14	1.00 U	5.00 U	5.00 U	5.00 U	5.00 U	5.00 U	1.00 U	1.00 U	1.00 U	1.00 U	1.00 U	5.00 U	1.00 U	6.88	1.00 U
3/23/15	1.00 U	5.00 U	5.00 U	5.00 U	5.00 U	5.00 U	1.00 U	1.00 U	1.00 U	1.00 U	1.00 U	5.00 U	1.00 U	3.75	1.00 U
9/2/15	1.00 U	5.00 U	5.00 U	5.00 U	5.00 U	5.00 U	1.00 U	1.00 U	1.00 U	1.00 U	1.00 U	5.00 U	1.00 U	4.01	1.00 U
3/22/16	1.00 U	5.00 U	5.00 U	5.00 U	5.00 U	5.00 U	1.00 U	1.00 U	1.00 U	1.00 U	1.00 U	5.00 U	1.00 U	3.97	1.00 U
9/1/16	1.00 U	5.00 U	5.00 U	5.00 U	5.00 U	5.00 U	1.00 U	1.00 U	1.00 U	1.00 U	1.00 U	5.00 U	1.00 U	4.91	1.00 U
3/9/17	1.00 U	5.00 U	5.00 U	5.00 U	5.00 U	5.00 U	1.00 U	1.00 U	1.00 U	1.00 U	1.00 U	5.00 U	1.00 U	4.77	1.00 U
9/14/17	1.00 U	5.00 U	5.00 U	5.00 U	5.00 U	5.00 U	1.00 U	1.00 U	1.00 U	1.00 U	1.00 U	5.00 U	1.00 U	3.15	1.00 U
4/2/18	1.00 U	5.00 U	5.00 U	5.00 U	5.00 U	5.00 U	1.00 U	1.00 U	1.00 U	1.00 U	1.00 U	5.00 U	1.00 U	3.20	1.00 U
9/5/18	1.00 U	5.00 U	5.00 U	5.00 U	5.00 U	5.00 U	1.00 U	1.00 U	1.00 U	1.00 U	1.00 U	5.00 U	1.00 U	2.77	1.00 U
4/11/19	1.00 U	5.00 U	5.00 U	5.00 U	5.00 U	5.00 U	1.00 U	1.00 U	1.00 U	1.00 U	1.00 U	1.00 U	1.00 U	4.50	1.00 U
7/31/19	1.00 U	5.00 U	5.00 U	5.00 U	5.00 U	5.00 U	1.00 U	1.00 U	1.00 U	1.00 U	1.00 U	1.00 U	1.00 U	5.50	1.00 U
3/4/20	1.00 U	5.00 U	5.00 U	5.00 U	5.00 U	5.00 U	1.00 U	1.00 U	1.00 U	1.00 U	1.00 U	1.00 U	1.00 U	5.70	1.00 U
7/28/20	1.00 U	5.00 U	5.00 U	5.00 U	5.00 U	5.00 U	1.50	1.00 U	1.00 U	1.00 U	1.00 U	1.00 U	1.00 U	12.00	1.00 U
3/25/21	1.00 U	5.00 U	5.00 U	5.00 U	5.00 U	5.00 U	1.30	1.00 U	1.00 U	1.00 U	1.00 U	1.00 U	1.00 U	12.20	1.00 U
9/2/21	1.00 U	5.00 U	5.00 U	5.00 U	5.00 U	5.00 U	1.20	1.00 U	1.00 U	1.00 U	1.00 U	1.00 U	1.00 U	11.80	1.00 U

Gude Landfill
Monitoring Location OB08 - Volatile Organic Compounds

Printed 12/10/21

	Chloroform (ug/L)	Chloromethane (ug/L)	cis-1,2-Dichloroethene (ug/L)	cis-1,3-Dichloropropene (ug/L)	Dibromochloromethane (ug/L)	Ethylbenzene (ug/L)	m&p-Xylene (ug/L)	Methyl Iodide (ug/L)	Methyl Tertiary Butyl Ether (ug/L)	Methylene Bromide (ug/L)	Methylene Chloride (ug/L)	o-Xylene (ug/L)	Styrene (ug/L)	Tetrachloroethene (ug/L)
MCL/ GWPS	80		70		80	700	10000				5	10000	100	5
4/27/01	0.23 U	0.21 U	1.46	0.19 U	0.17 U	0.26 U	0.28 U	0.17 U	--	0.22 U	0.21 U	0.27 U	0.21 U	0.17 U
9/4/01	0.23 U	0.21 U	2.26	0.19 U	0.17 U	0.26 U	0.28 U	0.17 U	--	0.22 U	2.60	0.27 U	0.21 U	1.00 U
3/13/02	0.23 U	0.21 U	2.52	0.19 U	0.17 U	0.26 U	0.28 U	0.17 U	--	0.22 U	1.00 U	0.27 U	0.21 U	1.00 U
9/16/02	1.00 U	1.00 U	29.93	0.19 U	0.17 U	0.26 U	1.00 U	2.63	--	0.22 U	1.00 U	0.27 U	0.21 U	28.07
6/3/03	0.23 U	0.21 U	2.08	0.19 U	0.17 U	0.26 U	0.28 U	0.17 U	--	0.22 U	0.21 U	0.27 U	0.21 U	0.17 U
3/25/04	0.23 U	0.21 U	1.85	0.19 U	0.17 U	0.26 U	0.28 U	1.00 U	--	0.22 U	0.21 U	0.27 U	0.21 U	0.17 U
9/20/04	0.27 U	0.25 U	1.76	0.29 U	0.27 U	0.23 U	0.40 U	0.28 U	--	0.25 U	0.34 U	0.18 U	0.25 U	0.36 U
4/6/05	0.27 U	0.25 U	1.00 U	0.29 U	0.27 U	0.23 U	0.40 U	0.28 U	--	0.25 U	0.34 U	0.18 U	0.25 U	0.36 U
9/21/05	0.27 U	0.25 U	1.34	0.29 U	0.27 U	0.23 U	0.40 U	0.28 U	--	0.25 U	0.34 U	0.18 U	0.25 U	0.36 U
4/4/06	0.27 U	0.25 U	1.00 U	0.29 U	0.27 U	0.23 U	0.40 U	0.28 U	--	0.25 U	0.34 U	0.18 U	0.25 U	1.00 U
9/25/06	0.27 U	0.25 U	9.92	0.29 U	0.27 U	0.23 U	0.40 U	0.28 U	--	0.25 U	0.34 U	0.18 U	0.25 U	0.36 U
4/17/07	0.27 U	0.25 U	8.88	0.29 U	0.27 U	0.23 U	0.40 U	1.00 U	--	0.25 U	0.34 U	0.18 U	0.25 U	0.36 U
10/2/07	0.27 U	0.25 U	11.07	0.29 U	0.27 U	0.23 U	0.40 U	0.28 U	--	0.25 U	0.34 U	0.18 U	0.25 U	0.36 U
3/26/08	0.21 U	0.15 U	3.92	0.13 U	0.15 U	0.26 U	0.43 U	--	1.73 U	0.15 U	0.12 U	0.22 U	0.20 U	0.20 U
9/24/08	0.12 U	0.20 U	3.10	0.12 U	0.13 U	0.12 U	0.23 U	--	1.25 U	0.20 U	0.17 U	0.11 U	0.11 U	0.16 U
3/9/09	0.12 U	0.20 U	10.93	0.12 U	0.13 U	0.12 U	0.23 U	--	1.25 U	0.20 U	0.17 U	0.11 U	0.11 U	0.16 U
9/21/09	1.00 U	1.00 U	10.40	1.00 U	1.00 U	1.00 U	2.00 U	1.00 U	1.00 U	1.00 U	1.00 U	1.00 U	1.00 U	1.00 U
7/27/10	1.00 U	1.00 U	11.00	1.00 U	1.00 U	1.00 U	2.00 U	20.00 U	--	1.00 U	1.00 U	1.00 U	1.00 U	1.00 U
9/20/10	2.00 U	2.00 U	8.39	2.00 U	2.00 U	2.00 U	4.00 U	2.00 U	2.00 U	2.00 U	2.00 U	2.00 U	2.00 U	2.00 U
4/21/11	1.00 U	2.60	8.90	1.00 U	1.00 U	1.00 U	--	1.00 U	2.00 U	1.00 U	1.00 U	--	1.00 U	1.00 U

Shaded concentrations represent MCL/GWPS exceedances

Printed on Recycled Paper

Gude Landfill
Monitoring Location OB08 - Volatile Organic Compounds

Printed 12/10/21

	Chloroform (ug/L)	Chloromethane (ug/L)	cis-1,2-Dichloroethene (ug/L)	cis-1,3-Dichloropropene (ug/L)	Dibromochloromethane (ug/L)	Ethylbenzene (ug/L)	m&p-Xylene (ug/L)	Methyl Iodide (ug/L)	Methyl Tertiary Butyl Ether (ug/L)	Methylene Bromide (ug/L)	Methylene Chloride (ug/L)	o-Xylene (ug/L)	Styrene (ug/L)	Tetrachloroethene (ug/L)
9/6/11	1.00 U	1.00 U	1.00 U	1.00 U	1.00 U	1.00 U	--	1.00 U	2.00 U	1.00 U	1.00 U	--	1.00 U	1.00 U
3/12/12	1.00 U	1.00 U	17.00	1.00 U	1.00 U	1.00 U	--	1.00 U	1.00 U	1.00 U	1.00 U	--	1.00 U	1.00 U
9/10/12	1.00 U	1.00 U	14.60	1.00 U	1.00 U	1.00 U	2.00 U	5.00 U	5.00 U	1.00 U	1.00 U	1.00 U	1.00 U	1.00 U
3/21/13	1.00 U	1.00 U	8.33	1.00 U	1.00 U	1.00 U	2.00 U	5.00 U	5.00 U	1.00 U	1.00 U	1.00 U	1.00 U	1.00 U
9/16/13	1.00 U	1.00 U	18.40	1.00 U	1.00 U	1.00 U	2.00 U	5.00 U	5.00 U	1.00 U	1.00 U	1.00 U	1.00 U	1.00 U
3/11/14	1.00 U	1.00 U	15.90	1.00 U	1.00 U	1.00 U	2.00 U	5.00 U	5.00 U	1.00 U	1.00 U	1.00 U	1.00 U	1.00 U
9/3/14	1.00 U	1.00 U	20.80	1.00 U	1.00 U	1.00 U	2.00 U	5.00 U	5.00 U	1.00 U	1.00 U	1.00 U	1.00 U	1.00 U
3/23/15	1.00 U	1.00 U	10.60	1.00 U	1.00 U	1.00 U	2.00 U	5.00 U	5.00 U	1.00 U	1.00 U	1.00 U	1.00 U	1.00 U
9/2/15	1.00 U	1.00 U	10.40	1.00 U	1.00 U	1.00 U	2.00 U	5.00 U	5.00 U	1.00 U	1.00 U	1.00 U	1.00 U	1.00 U
3/22/16	1.00 U	1.00 U	10.60	1.00 U	1.00 U	1.00 U	2.00 U	5.00 U	5.00 U	1.00 U	1.00 U	1.00 U	1.00 U	1.00 U
9/1/16	1.00 U	1.00 U	11.00	1.00 U	1.00 U	1.00 U	2.00 U	5.00 U	5.00 U	1.00 U	1.00 U	1.00 U	1.00 U	1.00 U
3/9/17	1.00 U	1.00 U	12.10	1.00 U	1.00 U	1.00 U	2.00 U	5.00 U	5.00 U	1.00 U	1.00 U	1.00 U	1.00 U	1.00 U
9/14/17	1.00 U	1.00 U	13.80	1.00 U	1.00 U	1.00 U	2.00 U	5.00 U	5.00 U	1.00 U	1.00 U	1.00 U	1.00 U	1.00 U
4/2/18	1.00 U	1.00 U	15.70	1.00 U	1.00 U	1.00 U	2.00 U	5.00 U	5.00 U	1.00 U	1.00 U	1.00 U	1.00 U	1.00 U
9/5/18	1.00 U	1.00 U	14.50	1.00 U	1.00 U	1.00 U	2.00 U	5.00 U	5.00 U	1.00 U	1.00 U	1.00 U	1.00 U	1.00 U
4/11/19	1.00 U	1.00 U	13.70	1.00 U	1.00 U	1.00 U	1.00 U	1.00 U	1.00 U	1.00 U	1.00 U	1.00 U	1.00 U	1.00 U
7/31/19	1.00 U	1.00 U	13.40	1.00 U	1.00 U	1.00 U	1.00 U	1.00 U	1.00 U	1.00 U	1.00 U	1.00 U	1.00 U	1.00 U
3/4/20	1.00 U	1.00 U	10.70	1.00 U	1.00 U	1.00 U	1.00 U	1.00 U	1.00 U	1.00 U	1.00 U	1.00 U	1.00 U	1.00 U
7/28/20	1.00 U	1.00 U	8.60	1.00 U	1.00 U	1.00 U	1.00 U	1.00 U	1.00 U	1.00 U	1.00 U	1.00 U	1.00 U	1.00 U
3/25/21	1.00 U	1.00 U	8.20	1.00 U	1.00 U	1.00 U	1.00 U	1.00 U	1.00 U	1.00 U	1.00 U	1.00 U	1.00 U	1.00 U
9/2/21	1.00 U	1.00 U	7.30	1.00 U	1.00 U	1.00 U	1.00 U	1.00 U	1.00 U	1.00 U	1.00 U	1.00 U	1.00 U	1.00 U

Gude Landfill Monitoring Location OB08 - Volatile Organic Compounds

	Toluene (ug/L)	trans-1,2-Dichloroethene (ug/L)	trans-1,3-Dichloropropene (ug/L)	trans-1,4-Dichloro-2-butene (ug/L)	Trichloroethene (ug/L)	Trichlorofluoromethane (ug/L)	Vinyl Acetate (ug/L)	Vinyl Chloride (ug/L)	Xylene (ug/L)
MCL/ GWPS	1000	100			5			2	10000
4/27/01	0.24 U	0.22 U	0.13 U	0.14 U	0.19 U	0.18 U	--	--	--
9/4/01	0.24 U	1.00 U	0.13 U	1.00 U	1.00 U	0.18 U	--	--	--
3/13/02	0.24 U	1.00 U	0.13 U	0.14 U	1.00 U	1.00 U	--	--	--
9/16/02	1.00 U	1.00 U	0.13 U	0.14 U	21.35	3.01	--	--	--
6/3/03	0.24 U	1.00 U	0.13 U	0.14 U	1.00 U	0.18 U	--	--	--
3/25/04	0.24 U	0.22 U	0.13 U	0.14 U	0.19 U	0.18 U	--	0.04	--
9/20/04	0.32 U	0.45 U	0.24 U	0.30 U	0.31 U	0.36 U	--	0.32 U	--
4/6/05	0.32 U	0.45 U	0.24 U	0.30 U	0.31 U	0.36 U	--	0.32 U	--
9/21/05	0.32 U	0.45 U	0.24 U	0.30 U	0.31 U	0.36 U	--	0.32 U	--
4/4/06	0.32 U	0.45 U	0.24 U	0.30 U	0.31 U	0.36 U	--	0.32 U	--
9/25/06	0.32 U	1.22	0.24 U	0.30 U	1.00 U	0.36 U	--	2.67	--
4/17/07	0.32 U	1.11	0.24 U	0.30 U	1.00 U	0.36 U	--	2.47	--
10/2/07	0.32 U	1.26	0.24 U	0.30 U	1.00 U	0.36 U	--	2.98	--
3/26/08	0.28 U	0.50 U	0.08 U	--	0.23 U	0.07 U	--	0.52	--
9/24/08	0.12 U	0.50 U	0.13 U	--	0.13 U	0.10 U	--	0.18 U	--
3/9/09	0.12 U	0.83	0.13 U	--	0.75	0.10 U	--	2.04	--
9/21/09	1.00 U	0.76 U	1.00 U	1.00 U	0.44 U	1.00 U	--	2.35	--
7/27/10	1.00 U	1.00 U	1.00 U	5.00 U	1.00 U	1.00 U	1.00 U	3.00	--
9/20/10	2.00 U	0.66 U	2.00 U	2.00 U	2.00 U	2.00 U	2.00 U	3.18	--
4/21/11	1.00 U	1.00 U	1.00 U	5.00 U	1.00 U	1.00 U	3.20	1.00 U	1.00 U

Shaded concentrations represent MCL/GWPS exceedances

Gude Landfill
Monitoring Location OB08 - Volatile Organic Compounds

Printed 12/10/21

	Toluene (ug/L)	trans-1,2-Dichloroethene (ug/L)	trans-1,3-Dichloropropene (ug/L)	trans-1,4-Dichloro-2-butene (ug/L)	Trichloroethene (ug/L)	Trichlorofluoromethane (ug/L)	Vinyl Acetate (ug/L)	Vinyl Chloride (ug/L)	Xylene (ug/L)
9/6/11	1.00 U	1.00 U	1.00 U	5.00 U	1.00 U	1.00 U	1.00 U	1.00 U	1.00 U
3/12/12	1.00 U	1.00 U	1.00 U	5.00 U	1.00 U	1.00 U	1.00 U	4.00	1.00 U
9/10/12	1.00 U	1.00 U	1.00 U	5.00 U	1.00 U	1.00 U	5.00 U	3.68	--
3/21/13	1.00 U	1.00 U	1.00 U	5.00 U	1.00 U	1.00 U	5.00 U	1.78	--
9/16/13	1.00 U	1.00 U	1.00 U	5.00 U	1.00 U	1.00 U	5.00 U	4.41	--
3/11/14	1.00 U	1.00 U	1.00 U	5.00 U	1.00 U	1.00 U	5.00 U	3.53	--
9/3/14	1.00 U	1.20	1.00 U	5.00 U	1.00 U	1.00 U	5.00 U	3.83	--
3/23/15	1.00 U	1.00 U	1.00 U	5.00 U	1.00 U	1.00 U	5.00 U	1.80	--
9/2/15	1.00 U	1.00 U	1.00 U	5.00 U	1.00 U	1.00 U	5.00 U	1.55	--
3/22/16	1.00 U	1.00 U	1.00 U	5.00 U	1.00 U	1.00 U	5.00 U	1.00 U	--
9/1/16	1.00 U	1.00 U	1.00 U	5.00 U	1.00 U	1.00 U	5.00 U	1.05	--
3/9/17	1.00 U	1.00 U	1.00 U	5.00 U	1.00 U	1.00 U	5.00 U	1.06	--
9/14/17	1.64	1.00 U	1.00 U	5.00 U	1.00 U	1.00 U	5.00 U	1.00 U	--
4/2/18	1.00 U	1.00 U	1.00 U	5.00 U	1.00 U	1.00 U	5.00 U	1.00 U	--
9/5/18	1.00 U	1.00 U	1.00 U	5.00 U	1.00 U	1.00 U	5.00 U	1.07	--
4/11/19	1.00 U	1.00 U	1.00 U	1.00 U	1.00 U	1.00 U	1.00 U	1.20	--
7/31/19	1.00 U	1.00 U	1.00 U	1.00 U	1.00 U	1.00 U	1.00 U	1.20	--
3/4/20	1.00 U	1.00 U	1.00 U	1.00 U	1.00 U	1.00 U	1.00 U	1.00 U	--
7/28/20	1.00 U	1.00 U	1.00 U	1.00 U	1.00 U	1.00 U	1.00 U	1.40	--
3/25/21	1.00 U	1.00 U	1.00 U	1.00 U	1.00 U	1.00 U	1.00 U	1.40	--
9/2/21	1.00 U	1.00 U	1.00 U	1.00 U	1.00 U	1.00 U	1.00 U	1.20	--

Gude Landfill
Monitoring Location OB08A - General Parameters

Printed 12/10/21

	Alkalinity (mg/L)	Ammonia Nitrogen (mg/L)	Chemical Oxygen Demand (mg/L)	Chloride (mg/L)	Cyanide, Total (mg/L)	Dissolved Oxygen, Field (mg/L)	Hardness (mg/L)	Nitrate (mg/L)	Nitrate+Nitrite (mg/L)	Nitrite (mg/L)	ORP, Field (mV)	pH, Field (SU)	pH, Lab (SU)	Phosphate (mg/L)
MCL/ GWPS					0.2			10		1				
4/27/01	--	--	--	80.9066	0.001 U	--	--	--	--	--	--	--	--	--
9/4/01	--	--	--	76.2039	0.005	--	--	--	--	--	--	--	--	--
3/13/02	--	--	--	82.0530	0.002	--	--	--	--	--	--	--	--	--
9/16/02	--	--	--	245.1770	0.001	--	--	--	--	--	--	--	--	--
6/3/03	--	--	--	87.5454	0.002 U	--	--	--	--	--	--	--	--	0.010 U
3/25/04	--	--	--	--	0.005	--	--	--	--	--	--	--	--	0.010 U
9/20/04	--	--	--	--	0.005 U	--	--	--	--	--	--	--	--	0.014
4/6/05	--	--	--	--	0.005 U	--	--	--	--	--	--	--	--	0.010 U
9/21/05	--	--	--	--	0.002 U	--	--	--	--	--	--	--	--	0.010 U
4/4/06	--	--	--	--	0.005 U	--	--	--	--	--	--	--	--	0.012
9/25/06	--	--	--	--	0.004	--	--	--	--	--	--	--	--	0.013
4/17/07	--	--	--	--	0.002 U	--	--	--	--	--	--	--	--	0.019
10/2/07	--	--	--	--	0.005 U	--	--	--	--	--	--	--	--	0.023
3/26/08	--	--	--	--	--	--	--	--	--	--	--	--	--	--
9/24/08	--	--	--	--	--	--	--	--	--	--	--	--	--	--
9/21/09	228.0	0.20 U	7.9 J	67.4000	--	--	570.0	0.2000 U	--	--	--	--	--	--
7/27/10	--	--	--	--	0.050 U	--	--	--	--	--	--	--	--	--
9/20/10	226.0	0.20 U	5.3 J	58.2000	--	--	300.0	0.2000 U	0.20 U	0.05 U	--	--	--	--
4/20/11	220.0	0.20 U	10.2	45.4000	--	--	370.0	0.2000 U	0.20 U	0.05 U	--	--	--	--

Gude Landfill
Monitoring Location OB08A - General Parameters

Printed 12/10/21

	Alkalinity (mg/L)	Ammonia Nitrogen (mg/L)	Chemical Oxygen Demand (mg/L)	Chloride (mg/L)	Cyanide, Total (mg/L)	Dissolved Oxygen, Field (mg/L)	Hardness (mg/L)	Nitrate (mg/L)	Nitrate+Nitrite (mg/L)	Nitrite (mg/L)	ORP, Field (mV)	pH, Field (SU)	pH, Lab (SU)	Phosphate (mg/L)
9/6/11	218.0	0.20 U	10.0 U	63.3000	--	--	190.0	0.2000 U	0.20 U	0.05 U	--	--	--	--
3/12/12	221.0	0.20 U	8.6	55.5000	--	--	252.0	0.2000 U	0.20 U	0.05 U	--	--	--	--
9/10/12	216.0	0.20 U	10.0 U	65.4000	--	--	240.0	0.2000 U	0.20 U	0.05 U	--	--	--	--
3/21/13	219.0	0.20 U	10.0 U	63.8000	--	0.02	230.0	0.2000 U	0.20 U	0.05 U	232.0	6.39	--	--
9/16/13	214.0	0.20 U	10.0 U	68.0000	--	0.03	240.0	0.2000 U	0.20 U	0.05 U	235.0	6.01	--	--
3/11/14	218.0	0.22	10.0 U	59.9000	--	0.02	236.0	0.2000 U	--	--	221.0	6.11	--	--
9/3/14	219.0	0.25	10.0 U	50.4000	--	1.39	218.0	0.2000 U	0.20 U	0.05 U	220.0	6.47	--	--
3/23/15	221.0	0.20 U	10.0 U	60.8000	--	0.00	264.0	0.2000 U	0.20 U	0.05 U	239.0	6.61	--	--
9/2/15	221.0	0.44	10.0 U	70.0000	--	--	250.0	0.2000 U	0.20 U	0.05 U	120.0	6.07	--	--
3/22/16	210.0	0.23	10.0 U	67.6000	--	0.00	230.0	0.2000 U	0.20 U	0.05 U	179.0	6.25	--	--
9/1/16	226.0	0.26	10.0 U	72.5000	--	--	256.0	0.2000 U	0.20 U	0.05 U	169.0	6.02	--	--
3/9/17	206.0	0.24	10.0 U	83.6000	--	--	180.0	0.2000 U	0.20 U	0.05 U	196.0	6.20	--	--
9/14/17	205.0	0.20 U	10.0 U	87.5000	--	0.02	130.0	0.2000 U	0.20 U	0.05 U	222.0	6.28	--	--
4/2/18	207.0	0.20 U	15.2	91.1000	--	--	102.0	0.2000 U	0.20 U	0.05 U	56.0	6.18	--	--
9/5/18	204.0	0.20	10.0 U	105.0000	--	--	278.0	0.2000 U	0.20 U	0.05 U	42.0	6.19	--	--
4/11/19	220.0	0.31	9.0	32.6000	--	0.09	184.0 B	0.2000 U	--	--	5.9	6.29	6.44	--
7/31/19	218.0	0.34	11.8	50.8000	--	0.25	183.0	0.4000	--	--	199.9	6.18	6.40	--
3/4/20	232.0	0.30	10.4	72.3000	--	0.41	226.0	0.5500	--	--	54.5	6.10	6.30	--
7/28/20	223.0	0.10 U	16.0	51.0000	--	0.64	221.0	0.2000 U	--	--	55.3	6.45	6.60	--
3/25/21	201.0	0.10 U	3.0 U	46.8000	--	0.32	190.0	0.2480	--	--	82.1	7.19	6.94	--
9/2/21	241.0	0.04 J	18.1	56.3000	--	0.72	237.0	0.0110 U	--	--	96.1	6.38	6.51	--

Gude Landfill

Monitoring Location OB08A - General Parameters

	Specific Conductivity, Field (uS/cm)	Specific Conductivity, Lab (umhos/cm)	Sulfate, total (mg/L)	Sulfide (mg/L)	Temperature, field (°C)	Total Dissolved Solids (mg/L)	Total Phenolics (mg/L)	Total Suspended Solids (mg/L)	Turbidity (NTU)	Turbidity, Field (NTU)
MCL/ GWPS										
4/27/01	--	--	--	--	--	--	--	--	1.100	--
9/4/01	--	--	--	--	--	--	--	--	6.300	--
3/13/02	--	--	--	--	--	--	--	--	5.420	--
9/16/02	--	--	--	--	--	--	--	--	8.500	--
6/3/03	--	--	--	--	--	--	0	--	26.100	--
3/25/04	--	--	--	--	--	--	0 U	--	--	--
9/20/04	--	--	--	--	--	--	0 U	--	--	--
4/6/05	--	--	--	--	--	--	0 U	--	--	--
9/21/05	--	--	--	--	--	--	0	--	--	--
4/4/06	--	--	--	--	--	--	0	--	--	--
9/25/06	--	--	--	--	--	--	0	--	--	--
4/17/07	--	--	--	--	--	--	0 U	--	--	--
10/2/07	--	--	--	--	--	--	0 U	--	--	--
3/26/08	--	--	--	--	--	--	0 U	--	--	--
9/24/08	--	--	--	--	--	--	0 U	--	--	--
9/21/09	--	--	3.85	--	--	352.0	--	--	1.690	--
7/27/10	--	--	--	3.0 U	--	--	--	--	--	--
9/20/10	--	--	5.74	--	--	384.0	--	--	0.528	--
4/20/11	--	--	4.00 U	--	--	340.0	--	--	1.360	--

Gude Landfill

Monitoring Location OB08A - General Parameters

	Specific Conductivity, Field (uS/cm)	Specific Conductivity, Lab (umhos/cm)	Sulfate, total (mg/L)	Sulfide (mg/L)	Temperature, field (°C)	Total Dissolved Solids (mg/L)	Total Phenolics (mg/L)	Total Suspended Solids (mg/L)	Turbidity (NTU)	Turbidity, Field (NTU)
9/6/11	--	--	4.00 U	--	--	1240.0	--	--	--	--
3/12/12	--	--	4.00 U	--	--	364.0	--	--	--	--
9/10/12	--	--	4.00 U	--	--	364.0	--	--	--	--
3/21/13	649.1	--	4.00 U	--	13.4	288.0	--	--	--	0.00
9/16/13	547.9	--	4.39	--	15.0	388.0	--	--	--	0.00
3/11/14	536.7	--	5.07	--	14.4	316.0	--	--	--	1.39
9/3/14	503.4	--	4.00 U	--	16.4	306.0	--	--	--	0.90
3/23/15	468.1	--	4.00 U	--	9.3	326.0	--	--	--	1.50
9/2/15	616.8	--	4.00 U	--	28.5	291.0	--	--	--	0.00
3/22/16	545.4	--	4.00 U	--	13.6	317.0	--	--	--	0.30
9/1/16	580.6	--	4.00 U	--	16.5	290.0	--	--	--	0.00
3/9/17	583.1	--	4.00 U	--	14.4	370.0	--	--	--	0.00
9/14/17	662.1	--	4.26	--	14.6	371.0	--	--	--	1.60
4/2/18	603.1	--	5.64	--	13.3	365.0	--	--	--	0.30
9/5/18	666.3	--	5.00	--	21.3	383.0	--	--	--	5.30
4/11/19	609.0	503.0	2.30	--	13.7	303.0	--	57.4	5.080	6.80
7/31/19	490.5	548.0	2.40	--	15.5	343.0	--	13.5	10.700	1.80
3/4/20	590.0	643.0	2.75	--	14.4	363.0	--	10.6	4.030	3.40
7/28/20	550.0	612.0	5.82	--	18.3	362.0	--	2.4 U	0.500 U	1.40
3/25/21	463.3	547.0	9.50	--	13.8	377.0	--	3.3	0.500 U	4.65
9/2/21	518.0	614.0	5.80	--	15.9	351.0 B	--	2.3 U	0.500 U	0.30

Gude Landfill
Monitoring Location OB08A - Dissolved Metals

Printed 12/10/21

	Antimony, dissolved (mg/L)	Arsenic, dissolved (mg/L)	Barium, dissolved (mg/L)	Beryllium, dissolved (mg/L)	Cadmium, dissolved (mg/L)	Calcium, dissolved (mg/L)	Chromium, dissolved (mg/L)	Cobalt, dissolved (mg/L)	Copper, dissolved (mg/L)	Iron, dissolved (mg/L)	Lead, dissolved (mg/L)	Magnesium, dissolved (mg/L)	Manganese, dissolved (mg/L)	Mercury, dissolved (mg/L)
MCL/ GWPS	0.006	0.01	2	0.004	0.005		0.1				0.015			0.002
4/20/11	0.005 U	0.005 U	0.097	0.005 U	0.005 U	46.6	0.01 U	0.01	0.005 U	3.0	0.005 U	17.7	7.850	0.0002 U
9/6/11	--	--	--	--	--	--	--	--	--	--	--	--	--	--
3/12/12	0.005 U	0.005 U	0.071	0.005 U	0.005 U	53.6	0.01 U	0.02	0.005 U	3.5	0.005 U	22.3	6.970	0.0002 U
9/10/12	0.005 U	0.005 U	0.070	0.010 U	0.005 U	55.6	0.01 U	0.02	0.005 U	3.6	0.005 U	21.5	7.550	0.0002 U
3/21/13	0.005 U	0.005 U	0.074	0.005 U	0.005 U	56.7	0.01 U	0.02	0.005 U	3.5	0.005 U	22.2	8.270	0.0002 U
9/16/13	0.005 U	0.005 U	0.065	0.005 U	0.005 U	57.6	0.01 U	0.02	0.005 U	3.5	0.005 U	24.0	7.200	0.0002 U
3/11/14	0.005 U	0.005 U	0.126	0.005 U	0.005 U	57.7	0.01 U	0.01	0.005 U	0.7	0.005 U	17.1	5.590	0.0002 U
9/3/14	0.005 U	0.005 U	0.075	0.005 U	0.005 U	49.0	0.01 U	0.01	0.005 U	3.3	0.005 U	19.1	7.690	0.0002 U
3/23/15	0.002 U	0.003	0.059	0.002 U	0.004 U	53.0	0.01 U	0.02	0.010 U	3.8	0.002 U	21.0	7.200	0.0002 U
9/2/15	0.001 U	0.003	0.043	0.001 U	0.001 U	55.0	0.01 U	0.02	0.005 U	4.5	0.001 U	23.0	7.100	0.0002 U
3/22/16	0.002 U	0.003	0.068	0.002 U	0.002 U	54.7	0.00 U	0.02	0.002 U	3.7	0.002 U	21.4	7.570	0.0002 U
9/1/16	0.002 U	0.003	0.067	0.002 U	0.002 U	57.2	0.00	0.02	0.002 U	3.8	0.002 U	22.8	7.620	0.0002 U
3/9/17	0.002 U	0.003	0.056	0.002 U	0.002 U	56.8	0.00 U	0.02	0.003	4.0	0.002 U	24.3	7.300	0.0002 U
9/14/17	0.002 U	0.003	0.060	0.002 U	0.002 U	58.0	0.00	0.02	0.002 U	3.9	0.002 U	24.1	7.400	0.0002 U
4/2/18	0.002 U	0.003	0.058	0.002 U	0.002 U	63.2	0.01	0.02	0.002 U	3.4	0.002 U	25.4	7.670	0.0002 U
9/5/18	0.002 U	0.003	0.045	0.002 U	0.002 U	67.5	0.01	0.02	0.002 U	3.1	0.002 U	27.4	7.540	0.0002 U

Gude Landfill

Monitoring Location OB08A - Dissolved Metals

	Nickel, dissolved (mg/L)	Potassium, dissolved (mg/L)	Selenium, dissolved (mg/L)	Silver, dissolved (mg/L)	Sodium, dissolved (mg/L)	Thallium, dissolved (mg/L)	Vanadium, dissolved (mg/L)	Zinc, dissolved (mg/L)
MCL/ GWPS			0.05			0.002		
4/20/11	0.01	2.5	0.005 U	0.01 U	27.3	0.005 U	0.01 U	0.006
9/6/11	0.01	--	--	--	--	--	--	--
3/12/12	0.01	2.8	0.005 U	0.01 U	33.7	0.005 U	0.01 U	0.006
9/10/12	0.01	3.1	0.005 U	0.01 U	31.1	0.005 U	0.01 U	0.005
3/21/13	0.01	3.0	0.005 U	0.01 U	31.8	0.005 U	0.01 U	0.006
9/16/13	0.01	2.8	0.005 U	0.01 U	33.0	0.005 U	0.01 U	0.005
3/11/14	0.01	2.8	0.005 U	0.01 U	22.5	0.005 U	0.01 U	0.005
9/3/14	0.01	2.7	0.005 U	0.01 U	30.3	0.005 U	0.01 U	0.008
3/23/15	0.01 J	2.9	0.035 U	0.01 U	33.0	0.002 U	0.01 U	0.010 U
9/2/15	0.01 U	3.0	0.005 U	0.00 U	34.0	0.001 U	0.01 U	0.005 U
3/22/16	0.01	2.5	0.002 U	0.00 U	29.6	0.001 U	0.00 U	0.002 U
9/1/16	0.01	2.7	0.002	0.00 U	31.6	0.001 U	0.00 U	0.003
3/9/17	0.01	2.7	0.003	0.00 U	32.4	0.001 U	0.00 U	0.003
9/14/17	0.01	2.6	0.002 U	0.00 U	30.9	0.001 U	0.00 U	0.002
4/2/18	0.01	2.9	0.003	0.00 U	32.7	0.001 U	0.00 U	0.004
9/5/18	0.01	2.8	0.003	0.00 U	32.9	0.001 U	0.00	0.004

Gude Landfill
Monitoring Location OB08A - Total Metals

Printed 12/10/21

	Antimony, total (mg/L)	Arsenic, total (mg/L)	Barium, total (mg/L)	Beryllium, total (mg/L)	Boron, total (mg/L)	Cadmium, total (mg/L)	Calcium, total (mg/L)	Chromium, total (mg/L)	Cobalt, total (mg/L)	Copper, total (mg/L)	Iron, total (mg/L)	Lead, total (mg/L)
MCL/ GWPS	0.006	0.01	2	0.004		0.005		0.1				0.015
4/27/01	0.0020 U	0.0005 U	0.0043	0.0005 U	--	0.0020 U	--	0.0020 U	0.0022	0.0100 U	--	0.00130 U
9/4/01	0.0020 U	0.0020 U	0.0115	0.0017 U	--	0.0020 U	--	0.0020 U	0.0054	0.0085	--	0.00200 U
3/13/02	0.0020 U	0.0020 U	0.0107	0.0017 U	--	0.0020 U	--	0.0020 U	0.0035	0.0165	--	0.00200 U
9/16/02	0.0007 U	0.0191	0.1822	0.0004 U	--	0.0052	--	0.0037	0.0664	0.0141	--	0.00270
6/3/03	0.0007 U	0.0020 U	0.0098	0.0004 U	--	0.0020 U	--	0.0020 U	0.0020 U	0.0200	--	0.00200 U
3/25/04	0.0009 U	0.0008 U	0.0049	0.0016 U	--	0.0007 U	--	0.0005 U	0.0020 U	0.0100 U	--	0.00200 U
9/20/04	0.0028 U	0.0006 U	0.0059	0.0012 U	--	0.0020 U	--	0.0007 U	0.0005 U	0.0102	--	0.00060 U
4/6/05	0.0028 U	0.0006 U	0.0057	0.0012 U	--	0.0003 U	--	0.0007 U	0.0005 U	0.0127	--	0.00060 U
9/21/05	0.0028 U	0.0006 U	0.0101	0.0012 U	--	0.0020 U	--	0.0007 U	0.0005 U	0.0104	--	0.00200 U
4/4/06	0.0006 U	0.0006 U	0.0087	0.0007 U	--	0.0020 U	--	0.0020 U	0.0020 U	0.0078	--	0.00200
9/25/06	0.0007 U	0.0026	0.0974	0.0009 U	--	0.0006 U	--	0.0020 U	0.0184	0.0083	--	0.00200 U
4/17/07	0.0007 U	0.0030	0.1007	0.0009 U	0.020 U	--	--	0.0020 U	0.0171	0.0059	--	0.00070 U
10/2/07	0.0020 U	0.0022	0.0820	0.0009 U	0.020 U	--	--	0.0007 U	0.0177	0.0058	--	0.00070 U
3/26/08	0.0005 U	0.0020 U	0.0894	0.0010 U	0.020 U	--	--	0.0020 U	0.0094	0.0041	--	0.00200 U
9/24/08	0.0010 U	0.0012 U	0.0200 U	0.0020 U	0.040 U	--	--	0.0016 U	0.0040 U	0.0061	--	0.00200 U
3/9/09	0.0010 U	0.0100 U	0.0669	0.0012 U	0.050 U	--	--	0.0007 U	0.0167	0.0100 U	--	0.00070 U
9/21/09	0.0020 U	0.0023	0.0815	0.0020 U	--	0.0020 U	59.40	0.0020 U	0.0186	0.0051	3.8500	0.00200 U
7/27/10	0.0010 U	0.0032	0.0760	0.0010 U	--	0.0010 U	--	0.0006 U	0.0170	0.0005 U	--	0.00100 U
9/20/10	0.0050 U	0.0050 U	0.0779	0.0050 U	--	0.0050 U	52.90	0.0050 U	0.0175	0.0061	3.3500	0.00500 U
4/20/11	0.0050 U	0.0050 U	0.0990	0.0050 U	--	0.0050 U	58.10	0.0050 U	0.0146	0.0060	3.6900	0.00500 U
9/6/11	0.0050 U	0.0050 U	0.0689	0.0050 U	--	0.0050 U	54.40	0.0050 U	0.0173	0.0050 U	3.0500	0.00500 U
3/12/12	0.0050 U	0.0050 U	0.0735	0.0050 U	--	0.0050 U	53.30	0.0050 U	0.0171	0.0080	3.4400	0.00500 U
9/10/12	0.0050 U	0.0050 U	0.0680	0.0050 U	--	0.0050 U	54.70	0.0050 U	0.0189	0.0050 U	3.9300	0.00500 U

Shaded concentrations represent MCL/GWPS exceedances

Printed on Recycled Paper

Gude Landfill
Monitoring Location OB08A - Total Metals

Printed 12/10/21

	Antimony, total (mg/L)	Arsenic, total (mg/L)	Barium, total (mg/L)	Beryllium, total (mg/L)	Boron, total (mg/L)	Cadmium, total (mg/L)	Calcium, total (mg/L)	Chromium, total (mg/L)	Cobalt, total (mg/L)	Copper, total (mg/L)	Iron, total (mg/L)	Lead, total (mg/L)
3/21/13	0.0050 U	0.0050 U	0.0674	0.0050 U	--	0.0050 U	54.90	0.0050 U	0.0189	0.0050 U	3.3800	0.00500 U
9/16/13	0.0050 U	0.0050 U	0.0648	0.0050 U	--	0.0050 U	52.40	0.0050 U	0.0161	0.0050 U	3.9400	0.00500 U
3/11/14	0.0050 U	0.0050 U	0.0677	0.0050 U	--	0.0050 U	47.10	0.0050 U	0.0153	0.0050 U	3.0600	0.00500 U
9/3/14	0.0050 U	0.0050 U	0.0770	0.0050 U	--	0.0050 U	47.60	0.0050 U	0.0149	0.0050 U	3.3100	0.00500 U
3/23/15	0.0020 U	0.0029	0.0470	0.0020 U	--	0.0040 U	49.00	0.0047 J	0.0170	0.0017 J	4.4000	0.00200 U
9/2/15	0.0010 U	0.0026	0.0410	0.0010 U	--	0.0005 U	53.00	0.0050 U	0.0190	0.0050 U	5.0000	0.00100 U
3/22/16	0.0020 U	0.0026	0.0697	0.0020 U	--	0.0020 U	54.50	0.0020	0.0157	0.0020 U	3.8700	0.00200 U
9/1/16	0.0020 U	0.0030	0.0698	0.0020 U	--	0.0020 U	56.10	0.0027	0.0192	0.0020	3.8200	0.00200 U
3/9/17	0.0020 U	0.0030	0.0571	0.0020 U	--	0.0020 U	55.80	0.0031	0.0200	0.0050	4.2300	0.00200 U
9/14/17	0.0050 U	0.0050 U	0.0675	0.0050 U	--	0.0050 U	60.40	0.0050 U	0.0168	0.0050 U	4.4300	0.00500 U
4/2/18	0.0020 U	0.0029	0.0615	0.0020 U	--	0.0020 U	62.30	0.0052	0.0171	0.0020 U	3.3300	0.00200 U
9/5/18	0.0020 U	0.0025	0.0452	0.0020 U	--	0.0020 U	66.20	0.0041	0.0197	0.0020 U	3.3300	0.00200 U
4/11/19	0.0010 U	0.0030	0.1100	0.0010 U	--	0.0015	44.20 B	0.0057	0.0122	0.0043	4.0000	0.00225
7/31/19	0.0010 U	0.0027	0.0717	0.0010 U	--	0.0010 U	42.10	0.0021	0.0136	0.0021	3.7900	0.00100 U
3/4/20	0.0010 U	0.0027	0.0765	0.0010 U	--	0.0010 U	53.00	0.0010	0.0163	0.0012	4.0300	0.00100 U
7/28/20	0.0010 U	0.0010 U	0.1520	0.0010 U	--	0.0010 U	59.70	0.0010 U	0.0055	0.0010 U	0.1060	0.00100 U
3/25/21	0.0010 U	0.0010 U	0.0550	0.0010 U	--	0.0010 U	52.70	0.0015	0.0010 U	0.0021	0.0672 J	0.00100 U
9/2/21	0.0010 U	0.0010 U	0.1640	0.0010 U	--	0.0010 U	64.80	0.0010 U	0.0056	0.0010 U	0.1030	0.00100 U

Gude Landfill
Monitoring Location OB08A - Total Metals

Printed 12/10/21

	Magnesium, total (mg/L)	Manganese, total (mg/L)	Mercury, total (mg/L)	Nickel, total (mg/L)	Potassium, total (mg/L)	Selenium, total (mg/L)	Silver, total (mg/L)	Sodium, total (mg/L)	Thallium, total (mg/L)	Tin, total (mg/L)	Vanadium, total (mg/L)	Zinc, total (mg/L)
MCL/ GWPS			0.002			0.05			0.002			
4/27/01	--	5.54000	0.000100 U	0.0062	--	0.00180 U	0.0052 U	--	0.0009 U	0.2000 U	0.00060 U	--
9/4/01	--	7.17000	0.000100 U	0.0121	--	0.00200 U	0.0044 U	--	0.0009 U	0.2000 U	0.00070 U	--
3/13/02	--	2.60000	0.000100 U	0.0100 U	--	0.00200 U	0.0044 U	--	0.0009 U	0.2000 U	0.00070 U	--
9/16/02	--	6.84000	0.000300	0.0481	--	0.02650	0.0096 U	--	0.0010 U	0.0020 U	0.00200 U	--
6/3/03	--	0.73390	0.000200 U	0.0032	--	0.00120 U	0.0096 U	--	0.0010 U	0.0008 U	0.00030 U	--
3/25/04	--	0.21680	0.000200 U	0.0020 U	--	0.00070 U	0.0022 U	--	0.0004 U	0.0020 U	0.00040 U	--
9/20/04	--	0.02060	0.000100 U	0.0020 U	--	0.00200 U	0.0018 U	--	0.0006 U	0.0003 U	0.00040 U	--
4/6/05	--	0.02180	0.000100 U	0.0020 U	--	0.00200 U	0.0018 U	--	0.0006 U	0.0050 U	0.00040 U	--
9/21/05	--	0.13020	0.000100 U	0.0021	--	0.00100 U	0.0018 U	--	0.0006 U	0.0050 U	0.00040 U	--
4/4/06	--	0.22020	0.000100 U	0.0026	--	0.00150 U	0.0004 U	--	0.0004 U	0.0050 U	0.00040 U	--
9/25/06	--	9.78700	0.000200 U	0.0106	--	0.00080 U	0.0005 U	--	0.0007 U	0.0050 U	0.00070 U	--
4/17/07	--	--	0.000200 U	0.0088	--	0.00200 U	0.0005 U	--	0.0007 U	0.0500 U	0.00070 U	0.00830
10/2/07	--	--	0.000200 U	0.0083	--	0.00200 U	0.0005 U	--	0.0007 U	0.0020 U	0.00070 U	0.00510
3/26/08	--	--	0.000200 U	0.0054	--	0.00200 U	0.0001 U	--	0.0010 U	0.0500 U	0.00010 U	0.00450
9/24/08	--	--	0.000200 U	0.0095	--	0.00180 U	0.0016 U	--	0.0012 U	0.0011 U	0.00120 U	0.02000 U
3/9/09	--	--	0.000200 U	0.0100 U	--	0.00120 U	0.0043 U	--	0.0008 U	0.0011 U	0.00080 U	0.01000 U
9/21/09	23.200	8.16000	0.000200 U	0.0095	2.820	0.00200 U	0.0020 U	37.00	0.0020 U	--	0.00200 U	0.01000 U
7/27/10	--	--	0.000200 U	0.0067	--	0.00100 U	0.0010 U	--	0.0010 U	0.0050 U	0.00500 U	0.01100
9/20/10	19.300	8.23000	0.000200 U	0.0079	2.520	0.00500 U	0.0050 U	31.70	0.0050 U	--	0.00500 U	0.00500 U
4/20/11	20.300	8.57000	0.000200 U	0.0071	2.770	0.00500 U	0.0050 U	30.80 J	0.0050 U	--	0.00500 U	0.00780
9/6/11	22.000	7.48400	0.000200 U	--	2.800	0.00500 U	0.0050 U	31.80	0.0050 U	--	0.00500 U	0.00676
3/12/12	21.800	7.53000	0.000200 U	0.0067	2.790	0.00500 U	0.0050 U	32.90	0.0050 U	--	0.00500 U	0.01010
9/10/12	21.800	8.27000	0.000200 U	0.0077	2.990	0.00500 U	0.0050 U	30.70	0.0050 U	--	0.00500 U	0.00749

Shaded concentrations represent MCL/GWPS exceedances

Printed on Recycled Paper

Gude Landfill
Monitoring Location OB08A - Total Metals

Printed 12/10/21

	Magnesium, total (mg/L)	Manganese, total (mg/L)	Mercury, total (mg/L)	Nickel, total (mg/L)	Potassium, total (mg/L)	Selenium, total (mg/L)	Silver, total (mg/L)	Sodium, total (mg/L)	Thallium, total (mg/L)	Tin, total (mg/L)	Vanadium, total (mg/L)	Zinc, total (mg/L)
3/21/13	21.800	8.12000	0.000200 U	0.0095	2.850	0.00500 U	0.0050 U	30.70	0.0050 U	--	0.00500 U	0.00596
9/16/13	21.600	7.16000	0.000200 U	0.0071	2.910	0.00500 U	0.0050 U	30.10	0.0050 U	--	0.00500 U	0.00704
3/11/14	17.900	6.94000	0.000200 U	0.0066	2.720	0.00500 U	0.0050 U	24.70	0.0050 U	--	0.00500 U	0.00625
9/3/14	18.700	7.33000	0.000200 U	0.0074	2.600	0.00500 U	0.0050 U	29.40	0.0050 U	--	0.00500 U	0.00911
3/23/15	21.000	6.80000	0.000200 U	0.0110	2.800	0.03500 U	0.0100 U	32.00	0.0020 U	--	0.01000 U	0.00840 J
9/2/15	23.000	7.40000	0.000200 U	0.0100 U	3.000	0.00500 U	0.0010 U	33.00	0.0010 U	--	0.00500 U	0.00770
3/22/16	21.200	7.77000	0.000200 U	0.0056	2.540	0.00200 U	0.0020 U	29.20	0.0010 U	--	0.00200 U	0.00282
9/1/16	22.500	7.77000	0.000200 U	0.0084	2.690	0.00274	0.0020 U	31.10	0.0010 U	--	0.00200 U	0.00437
3/9/17	24.000	7.88000	0.000200 U	0.0081	2.660	0.00321	0.0020 U	32.20	0.0010 U	--	0.00200 U	0.00367
9/14/17	25.900	7.67000	0.000200 U	0.0068	2.760	0.00500 U	0.0050 U	33.20	0.0050 U	--	0.00500 U	0.02130
4/2/18	24.800	12.30000	0.000200 U	0.0088	2.830	0.00350	0.0020 U	31.50	0.0010 U	--	0.00200 U	0.00430
9/5/18	27.400	7.65000	0.000200 U	0.0080	2.800	0.00331	0.0020 U	33.10	0.0010 U	--	0.00200 U	0.00531
4/11/19	18.000	7.75000	0.000100 U	0.0106	2.920	0.00100 U	0.0010 U	27.20	0.0010 U	--	0.00195	0.02500
7/31/19	18.900	8.85000	0.000100 U	0.0066	2.520	0.00100 U	0.0010 U	28.30	0.0010 U	--	0.00100 U	0.00507 B
3/4/20	23.700	8.61000	0.000100 U	0.0067	2.850	0.00100 U	0.0010 U	31.70	0.0010 U	--	0.00100 U	0.00719
7/28/20	17.500	5.80000	0.000100 U	0.0063	2.780	0.00100 U	0.0010 U	26.70	0.0010 U	--	0.00100 U	0.00400 U
3/25/21	14.300	1.71000	0.000100 U	0.0033	3.610	0.00100 U	0.0010 U	25.00	0.0010 U	--	0.00100 U	0.00600
9/2/21	18.300	5.82000	0.000100 U	0.0065	2.920	0.00100 U	0.0010 U	25.80	0.0010 U	--	0.00101	0.00400 U

Gude Landfill
Monitoring Location OB08A - Volatile Organic Compounds

Printed 12/10/21

	1,1,1,2-Tetrachloroethane (ug/L)	1,1,1-Trichloroethane (ug/L)	1,1,2,2-Tetrachloroethane (ug/L)	1,1,2-Trichloroethane (ug/L)	1,1-Dichloroethane (ug/L)	1,1-Dichloroethene (ug/L)	1,1-Dichloropropene (ug/L)	1,2,3-Trichloropropane (ug/L)	1,2-Dibromo-3-chloropropane (ug/L)	1,2-Dibromoethane (ug/L)	1,2-Dichlorobenzene (ug/L)	1,2-Dichloroethane (ug/L)	1,2-Dichloropropane (ug/L)	1,3-Dichloropropane (ug/L)	1,4-Dichlorobenzene (ug/L)
MCL/ GWPS	200			5		7			0.2	0.05	600	5	5		75
4/27/01	0.18 U	0.15 U	0.23 U	0.22 U	1.13	0.15 U	0.22 U	0.21 U	0.14 U	0.20 U	10.00 U	1.00 U	1.00 U	0.19 U	10.00 U
9/4/01	0.18 U	0.15 U	0.23 U	0.22 U	2.73	0.15 U	0.22 U	0.21 U	0.14 U	0.20 U	10.00 U	1.00 U	2.20	0.19 U	10.00 U
3/13/02	0.18 U	0.15 U	0.23 U	0.22 U	1.48	0.15 U	0.22 U	0.21 U	0.14 U	0.20 U	10.00 U	1.00 U	1.39	0.19 U	10.00 U
9/16/02	0.18 U	0.15 U	0.23 U	0.22 U	34.39	1.00 U	0.22 U	0.21 U	1.00 U	0.20 U	10.00 U	3.05	6.61	0.19 U	10.00 U
6/3/03	0.18 U	0.15 U	0.23 U	0.22 U	1.00 U	0.15 U	0.22 U	0.21 U	0.14 U	0.20 U	10.00 U	1.00 U	1.00 U	0.19 U	10.00 U
3/25/04	0.18 U	0.15 U	0.23 U	0.22 U	1.00 U	0.15 U	0.22 U	0.21 U	1.00 U	0.20 U	10.00 U	0.17 U	1.00 U	0.19 U	10.00 U
9/20/04	0.13 U	0.24 U	0.44 U	0.25 U	1.00 U	0.37 U	0.35 U	0.40 U	0.33 U	0.28 U	0.43 U	0.27 U	1.00 U	0.33 U	0.44 U
4/6/05	0.13 U	0.24 U	0.44 U	0.25 U	0.27 U	0.37 U	0.35 U	0.40 U	1.00 U	0.28 U	10.00 U	0.27 U	0.34 U	0.33 U	10.00 U
9/21/05	0.13 U	0.24 U	0.44 U	0.25 U	1.00 U	0.37 U	0.35 U	0.40 U	0.33 U	0.28 U	10.00 U	0.27 U	0.34 U	0.33 U	10.00 U
4/4/06	0.13 U	0.24 U	0.44 U	0.25 U	1.00 U	0.37 U	0.35 U	0.40 U	0.33 U	0.28 U	10.00 U	0.27 U	0.34 U	0.33 U	10.00 U
9/25/06	0.13 U	0.24 U	0.44 U	0.25 U	1.00 U	0.37 U	0.35 U	0.40 U	0.33 U	0.28 U	10.00 U	1.00 U	2.53	0.33 U	10.00 U
4/17/07	0.13 U	0.24 U	0.44 U	0.25 U	1.43	0.37 U	0.35 U	0.40 U	0.33 U	0.28 U	10.00 U	1.00 U	2.17	0.33 U	10.00 U
10/2/07	0.13 U	0.24 U	0.44 U	0.25 U	1.05	0.37 U	0.35 U	0.40 U	0.33 U	0.28 U	10.00 U	0.27 U	2.33	0.33 U	10.00 U
3/26/08	0.18 U	0.18 U	0.21 U	0.23 U	0.50 U	0.18 U	0.26 U	0.14 U	0.24 U	0.16 U	0.25 U	0.18 U	1.22	0.20 U	10.00 U
9/24/08	0.12 U	0.17 U	0.14 U	0.17 U	0.50 U	0.15 U	0.13 U	0.17 U	0.20 U	0.08 U	0.10 U	0.50 U	0.94	0.13 U	0.14 U
3/9/09	0.12 U	0.17 U	0.14 U	0.17 U	1.07	0.15 U	0.13 U	0.17 U	0.20 U	0.08 U	--	0.53	2.11	0.13 U	--
9/21/09	1.00 U	1.00 U	1.00 U	1.00 U	1.47	1.00 U	1.00 U	1.00 U	1.00 U	1.00 U	1.00 U	0.52 J	2.02	1.00 U	3.97
7/27/10	1.00 U	1.00 U	1.00 U	1.00 U	1.00	1.00 U	1.00 U	1.00 U	10.00 U	1.00 U	1.00 U	1.00 U	1.00 U	1.00 U	4.00
9/20/10	2.00 U	2.00 U	2.00 U	2.00 U	0.97 J	2.00 U	2.00 U	2.00 U	2.00 U	2.00 U	2.00 U	2.00 U	1.10 J	2.00 U	2.83
4/20/11	1.00 U	1.00 U	1.00 U	1.00 U	1.00 U	1.00 U	--	1.00 U	1.00 U	1.00 U	1.00 U	1.00 U	1.00 U	--	1.00 U

Shaded concentrations represent MCL/GWPS exceedances

Printed on Recycled Paper

Gude Landfill
Monitoring Location OB08A - Volatile Organic Compounds

Printed 12/10/21

	1,1,1,2-Tetrachloroethane (ug/L)	1,1,1-Trichloroethane (ug/L)	1,1,2,2-Tetrachloroethane (ug/L)	1,1,2-Trichloroethane (ug/L)	1,1-Dichloroethane (ug/L)	1,1-Dichloroethane (ug/L)	1,1-Dichloropropene (ug/L)	1,2,3-Trichloropropane (ug/L)	1,2-Dibromo-3-chloropropane (ug/L)	1,2-Dibromoethane (ug/L)	1,2-Dichlorobenzene (ug/L)	1,2-Dichloroethane (ug/L)	1,2-Dichloropropane (ug/L)	1,3-Dichloropropane (ug/L)	1,4-Dichlorobenzene (ug/L)	
9/6/11	1.00 U	1.00 U	1.00 U	1.00 U	1.00 U	1.00 U	--	1.00 U	1.00 U	1.00 U	1.00 U	1.00 U	1.00 U	1.00 U	--	1.00 U
3/12/12	1.00 U	1.00 U	1.00 U	1.00 U	1.00 U	1.00 U	--	1.00 U	1.00 U	1.00 U	1.00 U	1.00 U	1.00 U	2.00	--	4.70
9/10/12	1.00 U	1.00 U	1.00 U	1.00 U	1.00 U	1.00 U	1.00 U	1.00 U	1.00 U	1.00 U	1.00 U	1.00 U	1.00 U	1.00 U	1.00 U	4.19
3/21/13	1.00 U	1.00 U	1.00 U	1.00 U	1.00 U	1.00 U	1.00 U	1.00 U	1.00 U	1.00 U	1.00 U	1.00 U	1.00 U	1.08	1.00 U	1.14
9/16/13	1.00 U	1.00 U	1.00 U	1.00 U	1.54	1.00 U	1.00 U	1.00 U	1.00 U	1.00 U	1.00 U	1.00 U	1.00 U	3.09	1.00 U	1.91
3/11/14	1.00 U	1.00 U	1.00 U	1.00 U	1.15	1.00 U	1.00 U	1.00 U	1.00 U	1.00 U	--	1.00 U	1.00 U	2.11	1.00 U	4.78
9/3/14	1.00 U	1.00 U	1.00 U	1.00 U	1.00 U	1.00 U	1.00 U	1.00 U	1.00 U	1.00 U	1.00 U	1.00 U	1.00 U	1.80	1.00 U	4.48
3/23/15	1.00 U	1.00 U	1.00 U	1.00 U	1.00 U	1.00 U	1.00 U	1.00 U	1.00 U	1.00 U	1.00 U	1.00 U	1.00 U	1.86	1.00 U	4.19
9/2/15	1.00 U	1.00 U	1.00 U	1.00 U	1.00 U	1.00 U	1.00 U	1.00 U	1.00 U	1.00 U	1.00 U	1.00 U	1.00 U	2.06	1.00 U	3.92
3/22/16	1.00 U	1.00 U	1.00 U	1.00 U	1.00 U	1.00 U	1.00 U	1.00 U	1.00 U	1.00 U	1.00 U	1.00 U	1.00 U	2.14	1.00 U	5.87
9/1/16	1.00 U	1.00 U	1.00 U	1.00 U	1.00 U	1.00 U	1.00 U	1.00 U	1.00 U	1.00 U	1.00 U	1.00 U	1.00 U	1.95	1.00 U	5.64
3/9/17	1.00 U	1.00 U	1.00 U	1.00 U	1.00 U	1.00 U	1.00 U	1.00 U	1.00 U	1.00 U	1.00 U	1.00 U	1.00 U	2.11	1.00 U	1.00 U
9/14/17	1.00 U	1.00 U	1.00 U	1.00 U	1.00 U	1.00 U	1.00 U	1.00 U	1.00 U	1.00 U	1.00 U	1.00 U	1.00 U	1.00 U	1.00 U	5.38
4/2/18	1.00 U	1.00 U	1.00 U	1.00 U	1.00 U	1.00 U	1.00 U	1.00 U	1.00 U	1.00 U	1.00 U	1.00 U	1.00 U	1.95	1.00 U	5.14
9/5/18	1.00 U	1.00 U	1.00 U	1.00 U	1.00 U	1.00 U	1.00 U	1.00 U	1.00 U	1.00 U	1.00 U	1.00 U	1.00 U	1.81	1.00 U	4.28
4/11/19	1.00 U	1.00 U	1.00 U	1.00 U	1.00 U	1.00 U	1.00 U	1.00 U	1.00 U	1.00 U	1.00 U	1.00 U	1.00 U	1.10	1.00 U	3.20
7/31/19	1.00 U	1.00 U	1.00 U	1.00 U	1.00 U	1.00 U	1.00 U	1.00 U	1.00 U	1.00 U	1.00 U	1.00 U	1.00 U	1.10	1.00 U	3.90
3/4/20	1.00 U	1.00 U	1.00 U	1.00 U	1.00 U	1.00 U	1.00 U	1.00 U	1.00 U	1.00 U	1.00 U	1.00 U	1.00 U	1.20	1.00 U	5.60
7/28/20	1.00 U	1.00 U	1.00 U	1.00 U	1.00 U	1.00 U	1.00 U	1.00 U	0.05 U	0.02 U	1.00 U	1.00 U	1.10	1.00 U	1.00 U	3.60
3/25/21	1.00 U	1.00 U	1.00 U	1.00 U	1.00 U	1.00 U	1.00 U	1.00 U	0.05 U	0.02 U	1.00 U	1.00 U	1.00 U	1.00 U	1.00 U	1.00 U
9/2/21	1.00 U	1.00 U	1.00 U	1.00 U	1.00 U	1.00 U	1.00 U	1.00 U	0.05 U	0.02 U	1.00 U	1.00 U	1.00 U	1.00 U	1.00 U	4.30

Gude Landfill
Monitoring Location OB08A - Volatile Organic Compounds

Printed 12/10/21

	2,2-Dichloropropane (ug/L)	2-Butanone (ug/L)	2-Hexanone (ug/L)	4-Methyl-2-Pentanone (ug/L)	Acetone (ug/L)	Acrylonitrile (ug/L)	Benzene (ug/L)	Bromochloromethane (ug/L)	Bromodichloromethane (ug/L)	Bromoform (ug/L)	Bromomethane (ug/L)	Carbon Disulfide (ug/L)	Carbon Tetrachloride (ug/L)	Chlorobenzene (ug/L)	Chloroethane (ug/L)
MCL/ GWPS							5	80	80				5	100	
4/27/01	0.11 U	--	1.00 U	--	0.15 U	--	0.21 U	0.20 U	0.18 U	0.14 U	0.15 U	0.38 U	0.15 U	0.28 U	1.00 U
9/4/01	0.11 U	--	0.18 U	--	0.15 U	--	0.21 U	0.20 U	0.18 U	0.14 U	1.00 U	0.38 U	0.15 U	0.28 U	1.00 U
3/13/02	0.11 U	--	0.18 U	--	0.15 U	--	0.21 U	0.20 U	0.18 U	0.14 U	0.15 U	0.38 U	0.15 U	0.28 U	1.00 U
9/16/02	0.11 U	--	0.18 U	--	0.15 U	--	10.31	1.00 U	0.18 U	0.14 U	0.15 U	1.00 U	0.15 U	63.67	1.00 U
6/3/03	0.11 U	--	0.18 U	--	0.15 U	--	0.21 U	0.20 U	0.18 U	0.14 U	0.15 U	0.38 U	0.15 U	0.28 U	1.00 U
3/25/04	0.11 U	0.21	0.18 U	--	0.15 U	--	0.21 U	0.20 U	0.18 U	0.14 U	1.00 U	1.00 U	0.15 U	0.28 U	0.20 U
9/20/04	0.23 U	0.29 U	0.19 U	--	0.39 U	--	0.28 U	0.34 U	0.31 U	0.27 U	0.31 U	0.75 U	0.25 U	0.40 U	0.31 U
4/6/05	0.23 U	1.37	1.00 U	--	0.39 U	--	0.28 U	0.34 U	0.31 U	0.27 U	0.31 U	0.75 U	0.25 U	0.40 U	0.31 U
9/21/05	0.23 U	0.29 U	0.19 U	--	0.39 U	--	0.28 U	0.34 U	0.31 U	0.27 U	0.31 U	0.75 U	0.25 U	0.40 U	0.31 U
4/4/06	0.23 U	0.29 U	0.19 U	--	0.39 U	--	0.28 U	0.34 U	0.31 U	0.27 U	0.31 U	0.75 U	0.25 U	0.40 U	0.31 U
9/25/06	1.00 U	1.00 U	1.00 U	--	0.39 U	--	1.39	0.34 U	0.31 U	0.27 U	1.00 U	0.75 U	0.25 U	5.54	1.00 U
4/17/07	0.23 U	0.29 U	0.19 U	--	0.39 U	--	1.23	0.34 U	0.31 U	0.27 U	0.31 U	0.75 U	0.25 U	4.84	1.00 U
10/2/07	0.23 U	0.29 U	0.19 U	--	0.39 U	--	1.26	0.34 U	0.31 U	0.27 U	0.31 U	0.75 U	0.25 U	4.64	1.00 U
3/26/08	0.19 U	--	--	--	--	--	0.52	0.12 U	0.19 U	0.12 U	0.50 U	--	0.13 U	2.27	0.50 U
9/24/08	0.22 U	--	--	--	--	--	0.09 U	0.14 U	0.11 U	0.16 U	0.12 U	--	0.14 U	0.16 U	0.13 U
3/9/09	0.22 U	--	--	--	--	--	1.09	0.14 U	0.11 U	0.16 U	0.12 U	--	0.14 U	3.43	0.62
9/21/09	1.00 U	0.46 J	1.00 U	1.00 U	0.28 J	1.00 U	1.03	1.00 U	1.00 U	1.00 U	1.00 U	2.50 U	1.00 U	3.38	0.73 J
7/27/10	1.00 U	10.00 U	5.00 U	5.00 U	5.00 U	10.00 U	0.90 J	1.00 U	1.00 U	5.00 U	1.00 U	1.00 U	1.00 U	5.00	1.00 U
9/20/10	2.00 U	2.00 U	2.00 U	2.00 U	2.00 U	2.00 U	0.99 J	2.00 U	2.00 U	2.00 U	2.00 U	5.00 U	2.00 U	4.22	0.62 J
4/20/11	--	5.00 U	5.00 U	5.00 U	5.00 U	5.00 U	1.00 U	1.00 U	1.00 U	1.00 U	1.00 U	1.00 U	1.00 U	7.30	1.00

Shaded concentrations represent MCL/GWPS exceedances

Printed on Recycled Paper

Gude Landfill
Monitoring Location OB08A - Volatile Organic Compounds

Printed 12/10/21

	2,2-Dichloropropane (ug/L)	2-Butanone (ug/L)	2-Hexanone (ug/L)	4-Methyl-2-Pentanone (ug/L)	Acetone (ug/L)	Acrylonitrile (ug/L)	Benzene (ug/L)	Bromochloromethane (ug/L)	Bromodichloromethane (ug/L)	Bromoform (ug/L)	Bromomethane (ug/L)	Carbon Disulfide (ug/L)	Carbon Tetrachloride (ug/L)	Chlorobenzene (ug/L)	Chloroethane (ug/L)
9/6/11	--	5.00 U	5.00 U	5.00 U	5.00 U	5.00 U	1.00 U	1.00 U	1.00 U	1.00 U	1.00 U	1.00 U	1.00 U	1.00 U	1.00 U
3/12/12	--	5.00 U	5.00 U	5.00 U	5.00 U	5.00 U	1.10	1.00 U	1.00 U	1.00 U	1.00 U	1.00 U	1.00 U	6.60	1.00 U
9/10/12	1.00 U	5.00 U	5.00 U	5.00 U	5.00 U	5.00 U	1.00 U	1.00 U	1.00 U	1.00 U	1.00 U	5.00 U	1.00 U	5.04	1.00 U
3/21/13	1.00 U	5.00 U	5.00 U	5.00 U	5.00 U	5.00 U	1.00 U	1.00 U	1.00 U	1.00 U	1.00 U	5.00 U	1.00 U	1.54	1.00 U
9/16/13	1.00 U	5.00 U	5.00 U	5.00 U	5.00 U	5.00 U	1.00 U	1.00 U	1.00 U	1.00 U	1.00 U	5.00 U	1.00 U	5.30	1.00 U
3/11/14	1.00 U	5.00 U	5.00 U	5.00 U	5.00 U	5.00 U	1.00 U	--	1.00 U	1.00 U	1.00 U	5.00 U	1.00 U	5.81	1.00 U
9/3/14	1.00 U	5.00 U	5.00 U	5.00 U	5.00 U	5.00 U	1.07	1.00 U	1.00 U	1.00 U	1.00 U	5.00 U	1.00 U	7.75	1.00 U
3/23/15	1.00 U	5.00 U	5.00 U	5.00 U	5.00 U	5.00 U	1.06	1.00 U	1.00 U	1.00 U	1.00 U	5.00 U	1.00 U	7.48	1.00 U
9/2/15	1.00 U	5.00 U	5.00 U	5.00 U	5.00 U	5.00 U	1.03	1.00 U	1.00 U	1.00 U	1.00 U	5.00 U	1.00 U	7.05	1.00 U
3/22/16	1.00 U	5.00 U	5.00 U	5.00 U	5.00 U	5.00 U	1.08	1.00 U	1.00 U	1.00 U	1.00 U	5.00 U	1.00 U	8.56	1.00 U
9/1/16	1.00 U	5.00 U	5.00 U	5.00 U	5.00 U	5.00 U	1.00 U	1.00 U	1.00 U	1.00 U	1.00 U	5.00 U	1.00 U	8.05	1.00 U
3/9/17	1.00 U	5.00 U	5.00 U	5.00 U	5.00 U	5.00 U	1.00 U	1.00 U	1.00 U	1.00 U	1.00 U	5.00 U	1.00 U	7.41	1.00 U
9/14/17	1.00 U	5.00 U	5.00 U	5.00 U	5.00 U	5.00 U	1.00 U	1.00 U	1.00 U	1.00 U	1.00 U	5.00 U	1.00 U	6.29	1.00 U
4/2/18	1.00 U	5.00 U	5.00 U	5.00 U	5.00 U	5.00 U	1.00 U	1.00 U	1.00 U	1.00 U	1.00 U	5.00 U	1.00 U	5.86	1.00 U
9/5/18	1.00 U	5.00 U	5.00 U	5.00 U	5.00 U	5.00 U	1.00 U	1.00 U	1.00 U	1.00 U	1.00 U	5.00 U	1.00 U	4.74	1.00 U
4/11/19	1.00 U	5.00 U	5.00 U	5.00 U	5.00 U	5.00 U	1.00 U	1.00 U	1.00 U	1.00 U	1.00 U	1.00 U	1.00 U	7.80	1.00 U
7/31/19	1.00 U	5.00 U	5.00 U	5.00 U	5.00 U	5.00 U	1.00 U	1.00 U	1.00 U	1.00 U	1.00 U	1.00 U	1.00 U	10.30	1.00 U
3/4/20	1.00 U	5.00 U	5.00 U	5.00 U	5.00 U	5.00 U	1.30	1.00 U	1.00 U	1.00 U	1.00 U	1.00 U	1.00 U	11.90	1.00 U
7/28/20	1.00 U	5.00 U	5.00 U	5.00 U	5.00 U	5.00 U	1.00 U	1.00 U	1.00 U	1.00 U	1.00 U	1.00 U	1.00 U	6.80	1.00 U
3/25/21	1.00 U	5.00 U	5.00 U	5.00 U	5.00 U	5.00 U	1.00 U	1.00 U	1.00 U	1.00 U	1.00 U	1.00 U	1.00 U	1.00 U	1.00 U
9/2/21	1.00 U	5.00 U	5.00 U	5.00 U	5.00 U	5.00 U	1.00 U	1.00 U	1.00 U	1.00 U	1.00 U	1.00 U	1.00 U	7.30	1.00 U

Gude Landfill
Monitoring Location OB08A - Volatile Organic Compounds

Printed 12/10/21

	Chloroform (ug/L)	Chloromethane (ug/L)	cis-1,2-Dichloroethene (ug/L)	cis-1,3-Dichloropropene (ug/L)	Dibromochloromethane (ug/L)	Ethylbenzene (ug/L)	m&p-Xylene (ug/L)	Methyl Iodide (ug/L)	Methyl Tertiary Butyl Ether (ug/L)	Methylene Bromide (ug/L)	Methylene Chloride (ug/L)	o-Xylene (ug/L)	Styrene (ug/L)	Tetrachloroethene (ug/L)
MCL/ GWPS	80		70		80	700	10000				5	10000	100	5
4/27/01	0.23 U	0.21 U	11.56	0.19 U	0.17 U	0.26 U	0.28 U	0.17 U	--	0.22 U	0.21 U	0.27 U	0.21 U	0.17 U
9/4/01	0.23 U	0.21 U	23.94	0.19 U	0.17 U	0.26 U	0.28 U	0.17 U	--	0.22 U	3.47	0.27 U	0.21 U	1.00 U
3/13/02	0.23 U	0.21 U	13.90	0.19 U	0.17 U	0.26 U	0.28 U	0.17 U	--	0.22 U	0.21 U	0.27 U	0.21 U	1.00 U
9/16/02	1.00 U	1.00 U	72.56	0.19 U	0.17 U	0.26 U	1.00 U	1.00 U	--	0.22 U	27.89	0.27 U	0.21 U	58.78
6/3/03	0.23 U	0.21 U	8.90	0.19 U	0.17 U	0.26 U	0.28 U	0.17 U	--	0.22 U	0.21 U	0.27 U	0.21 U	1.12
3/25/04	0.23 U	0.21 U	2.46	0.19 U	0.17 U	0.26 U	0.28 U	0.17 U	--	0.22 U	0.21 U	0.27 U	0.21 U	0.17 U
9/20/04	0.27 U	0.25 U	2.79	0.29 U	0.27 U	0.23 U	0.40 U	0.28 U	--	0.25 U	0.34 U	0.18 U	0.25 U	0.36 U
4/6/05	0.27 U	0.25 U	1.00 U	0.29 U	0.27 U	0.23 U	0.40 U	0.28 U	--	0.25 U	0.34 U	0.18 U	0.25 U	0.36 U
9/21/05	0.27 U	0.25 U	3.73	0.29 U	0.27 U	0.23 U	0.40 U	0.28 U	--	0.25 U	0.34 U	0.18 U	0.25 U	0.36 U
4/4/06	0.27 U	0.25 U	4.33	0.29 U	0.27 U	0.23 U	0.40 U	0.28 U	--	0.25 U	0.34 U	0.18 U	0.25 U	0.36 U
9/25/06	0.27 U	0.25 U	18.21	0.29 U	0.27 U	0.23 U	2.00 U	1.00 U	--	0.25 U	0.34 U	0.18 U	0.25 U	1.00 U
4/17/07	0.27 U	0.25 U	14.02	0.29 U	0.27 U	0.23 U	0.40 U	0.28 U	--	0.25 U	0.34 U	0.18 U	0.25 U	0.36 U
10/2/07	0.27 U	0.25 U	21.08	0.29 U	0.27 U	0.23 U	0.40 U	0.28 U	--	0.25 U	0.34 U	0.18 U	0.25 U	0.36 U
3/26/08	0.21 U	0.15 U	10.07	0.13 U	0.15 U	0.26 U	0.43 U	--	1.73 U	0.15 U	0.12 U	0.22 U	0.20 U	0.20 U
9/24/08	0.12 U	0.20 U	8.42	0.12 U	0.13 U	0.12 U	0.23 U	--	1.25 U	0.20 U	0.17 U	0.11 U	0.11 U	0.16 U
3/9/09	0.12 U	0.20 U	22.57	0.12 U	0.13 U	0.12 U	0.23 U	--	1.25 U	0.20 U	0.17 U	0.11 U	0.11 U	0.16 U
9/21/09	1.00 U	1.00 U	21.20	1.00 U	1.00 U	1.00 U	2.00 U	1.00 U	1.00 U	1.00 U	1.00 U	1.00 U	1.00 U	1.00 U
7/27/10	1.00 U	1.00 U	16.00	1.00 U	1.00 U	1.00 U	2.00 U	20.00 U	--	1.00 U	1.00 U	1.00 U	1.00 U	1.00 U
9/20/10	2.00 U	0.89 J	14.10	2.00 U	2.00 U	2.00 U	4.00 U	2.00 U	2.00 U	2.00 U	2.00 U	2.00 U	2.00 U	2.00 U
4/20/11	1.00 U	4.00	12.00	1.00 U	1.00 U	1.00 U	--	1.00 U	2.00 U	1.00 U	1.00 U	--	1.00 U	1.00 U

Shaded concentrations represent MCL/GWPS exceedances

Printed on Recycled Paper

Gude Landfill
Monitoring Location OB08A - Volatile Organic Compounds

Printed 12/10/21

	Chloroform (ug/L)	Chloromethane (ug/L)	cis-1,2-Dichloroethene (ug/L)	cis-1,3-Dichloropropene (ug/L)	Dibromochloromethane (ug/L)	Ethylbenzene (ug/L)	m&p-Xylene (ug/L)	Methyl Iodide (ug/L)	Methyl Tertiary Butyl Ether (ug/L)	Methylene Bromide (ug/L)	Methylene Chloride (ug/L)	o-Xylene (ug/L)	Styrene (ug/L)	Tetrachloroethene (ug/L)
9/6/11	1.00 U	1.00 U	1.00 U	1.00 U	1.00 U	1.00 U	--	1.00 U	2.00 U	1.00 U	1.00 U	--	1.00 U	1.00 U
3/12/12	1.00 U	1.00 U	21.00	1.00 U	1.00 U	1.00 U	--	1.00 U	1.00 U	1.00 U	1.00 U	--	1.00 U	1.00 U
9/10/12	1.00 U	1.00 U	19.60	1.00 U	1.00 U	1.00 U	2.00 U	5.00 U	5.00 U	1.00 U	1.00 U	1.00 U	1.00 U	1.00 U
3/21/13	1.00 U	1.00 U	9.61	1.00 U	1.00 U	1.00 U	2.00 U	5.00 U	5.00 U	1.00 U	1.00 U	1.00 U	1.00 U	1.00 U
9/16/13	1.00 U	1.00 U	26.20	1.00 U	1.00 U	1.00 U	2.00 U	5.00 U	5.00 U	1.00 U	1.00 U	1.00 U	1.00 U	1.00 U
3/11/14	1.00 U	1.00 U	20.70	1.00 U	1.00 U	1.00 U	2.00 U	5.00 U	5.00 U	1.00 U	1.00 U	1.00 U	1.00 U	1.00 U
9/3/14	1.00 U	1.00 U	12.10	1.00 U	1.00 U	1.00 U	2.00 U	5.00 U	5.00 U	1.00 U	1.00 U	1.00 U	1.00 U	1.00 U
3/23/15	1.00 U	1.00 U	11.10	1.00 U	1.00 U	1.00 U	2.00 U	5.00 U	5.00 U	1.00 U	1.00 U	1.00 U	1.00 U	1.00 U
9/2/15	1.00 U	1.00 U	11.90	1.00 U	1.00 U	1.00 U	2.00 U	5.00 U	5.00 U	1.00 U	1.00 U	1.00 U	1.00 U	1.00 U
3/22/16	1.00 U	1.00 U	15.10	1.00 U	1.00 U	1.00 U	2.00 U	5.00 U	5.00 U	1.00 U	1.00 U	1.00 U	1.00 U	1.00 U
9/1/16	1.00 U	1.00 U	15.10	1.00 U	1.00 U	1.00 U	2.00 U	5.00 U	5.00 U	1.00 U	1.00 U	1.00 U	1.00 U	1.00 U
3/9/17	1.00 U	1.00 U	19.70	1.00 U	1.00 U	1.00 U	2.00 U	5.00 U	5.00 U	1.00 U	1.00 U	1.00 U	1.00 U	1.00 U
9/14/17	1.00 U	1.00 U	20.80	1.00 U	1.00 U	1.00 U	2.00 U	5.00 U	5.00 U	1.00 U	1.00 U	1.00 U	1.00 U	1.00 U
4/2/18	1.00 U	1.00 U	23.60	1.00 U	1.00 U	1.00 U	2.00 U	5.00 U	5.00 U	1.00 U	1.00 U	1.00 U	1.00 U	1.00 U
9/5/18	1.00 U	1.00 U	19.50	1.00 U	1.00 U	1.00 U	2.00 U	5.00 U	5.00 U	1.00 U	1.00 U	1.00 U	1.00 U	1.00 U
4/11/19	1.00 U	1.00 U	8.00	1.00 U	1.00 U	1.00 U	1.00 U	1.00 U	1.00 U	1.00 U	1.00 U	1.00 U	1.00 U	1.00 U
7/31/19	1.00 U	1.00 U	7.00	1.00 U	1.00 U	1.00 U	1.00 U	1.00 U	1.00 U	1.00 U	1.00 U	1.00 U	1.00 U	1.00 U
3/4/20	1.00 U	1.00 U	8.20	1.00 U	1.00 U	1.00 U	1.00 U	1.00 U	1.00 U	1.00 U	1.00 U	1.00 U	1.00 U	1.00 U
7/28/20	1.00 U	1.00 U	12.20	1.00 U	1.00 U	1.00 U	1.00 U	1.00 U	1.00 U	1.00 U	1.00 U	1.00 U	1.00 U	1.00 U
3/25/21	1.00 U	1.00 U	1.00 U	1.00 U	1.00 U	1.00 U	1.00 U	1.00 U	1.00 U	1.00 U	1.00 U	1.00 U	1.00 U	1.00 U
9/2/21	1.00 U	1.00 U	8.70	1.00 U	1.00 U	1.00 U	1.00 U	1.00 U	1.00 U	1.00 U	1.00 U	1.00 U	1.00 U	1.00 U

Gude Landfill Monitoring Location OB08A - Volatile Organic Compounds

	Toluene (ug/L)	trans-1,2-Dichloroethene (ug/L)	trans-1,3-Dichloropropene (ug/L)	trans-1,4-Dichloro-2-butene (ug/L)	Trichloroethene (ug/L)	Trichlorofluoromethane (ug/L)	Vinyl Acetate (ug/L)	Vinyl Chloride (ug/L)	Xylene (ug/L)
MCL/ GWPS	1000	100			5			2	10000
4/27/01	0.24 U	1.00 U	0.13 U	0.14 U	5.12	0.18 U	--	--	--
9/4/01	0.24 U	1.00 U	0.13 U	0.14 U	12.98	0.18 U	--	--	--
3/13/02	0.24 U	1.00 U	0.13 U	0.14 U	8.20	0.18 U	--	--	--
9/16/02	1.00 U	4.05	0.13 U	0.14 U	61.10	7.61	--	--	--
6/3/03	0.24 U	1.00 U	0.13 U	0.14 U	4.88	0.18 U	--	--	--
3/25/04	0.24 U	0.22 U	0.13 U	0.14 U	1.32	0.18 U	--	0.06	--
9/20/04	0.32 U	0.45 U	0.24 U	0.30 U	2.34	0.36 U	--	0.32 U	--
4/6/05	0.32 U	0.45 U	0.24 U	1.00 U	0.31 U	0.36 U	--	0.32 U	--
9/21/05	0.32 U	0.45 U	0.24 U	0.30 U	2.44	0.36 U	--	0.32 U	--
4/4/06	0.32 U	0.45 U	0.24 U	0.30 U	2.26	0.36 U	--	0.32 U	--
9/25/06	0.32 U	1.79	0.24 U	0.30 U	3.72	0.36 U	--	4.03	--
4/17/07	0.32 U	1.45	0.24 U	0.30 U	1.51	0.36 U	--	3.44	--
10/2/07	0.32 U	1.89	0.24 U	0.30 U	2.30	0.36 U	--	4.80	--
3/26/08	0.28 U	0.74	0.08 U	--	0.84	0.07 U	--	1.60	--
9/24/08	0.12 U	0.50 U	0.13 U	--	0.98	0.10 U	--	0.18 U	--
3/9/09	0.12 U	1.48	0.13 U	--	1.52	0.10 U	--	5.16	--
9/21/09	1.00 U	1.37	1.00 U	1.00 U	1.29	1.00 U	--	6.50	--
7/27/10	1.00 U	0.90 U	1.00 U	5.00 U	0.80 U	1.00 U	1.00 U	3.00	--
9/20/10	2.00 U	0.89 U	2.00 U	2.00 U	0.51 U	2.00 U	2.00 U	4.76	--
4/20/11	1.00 U	1.00 U	1.00 U	5.00 U	1.00 U	1.00 U	4.00	1.00 U	1.00 U

Gude Landfill
Monitoring Location OB08A - Volatile Organic Compounds

Printed 12/10/21

	Toluene (ug/L)	trans-1,2-Dichloroethene (ug/L)	trans-1,3-Dichloropropene (ug/L)	trans-1,4-Dichloro-2-butene (ug/L)	Trichloroethene (ug/L)	Trichlorofluoromethane (ug/L)	Vinyl Acetate (ug/L)	Vinyl Chloride (ug/L)	Xylene (ug/L)
9/6/11	1.00 U	1.00 U	1.00 U	5.00 U	1.00 U	1.00 U	1.00 U	1.00 U	1.00 U
3/12/12	1.00 U	1.00 U	1.00 U	5.00 U	1.00 U	1.00 U	1.00 U	5.40	1.00 U
9/10/12	1.00 U	1.00 U	1.00 U	5.00 U	1.00 U	1.00 U	5.00 U	4.99	--
3/21/13	1.00 U	1.00 U	1.00 U	5.00 U	1.00 U	1.00 U	5.00 U	2.31	--
9/16/13	1.00 U	1.98	1.00 U	5.00 U	1.00 U	1.00 U	5.00 U	6.38	--
3/11/14	1.00 U	1.00 U	1.00 U	5.00 U	1.00 U	1.00 U	5.00 U	4.86	--
9/3/14	1.00 U	1.00 U	1.00 U	5.00 U	1.00 U	1.00 U	5.00 U	4.99	--
3/23/15	1.00 U	1.00 U	1.00 U	5.00 U	1.00 U	1.00 U	5.00 U	3.39	--
9/2/15	1.00 U	1.00 U	1.00 U	5.00 U	1.00 U	1.00 U	5.00 U	2.60	--
3/22/16	1.00 U	1.00 U	1.00 U	5.00 U	1.00 U	1.00 U	5.00 U	2.89	--
9/1/16	1.00 U	1.00 U	1.00 U	5.00 U	1.00 U	1.00 U	5.00 U	2.56	--
3/9/17	1.00 U	1.00 U	1.00 U	5.00 U	1.00 U	1.00 U	5.00 U	2.89	--
9/14/17	1.00 U	1.00 U	1.00 U	5.00 U	1.00 U	1.00 U	5.00 U	2.82	--
4/2/18	1.00 U	1.00 U	1.00 U	5.00 U	1.00 U	1.00 U	5.00 U	3.04	--
9/5/18	1.00 U	1.00 U	1.00 U	5.00 U	1.00 U	1.00 U	5.00 U	2.89	--
4/11/19	1.00 U	1.00 U	1.00 U	1.00 U	1.00 U	1.00 U	1.00 U	1.60	--
7/31/19	1.00 U	1.00 U	1.00 U	1.00 U	1.00 U	1.00 U	1.00 U	1.00 U	--
3/4/20	1.00 U	1.00 U	1.00 U	1.00 U	1.00 U	1.00 U	1.00 U	1.40	--
7/28/20	1.00 U	1.00 U	1.00 U	1.00 U	1.00 U	1.00 U	1.00 U	1.00 U	--
3/25/21	1.00 U	1.00 U	1.00 U	1.00 U	1.00 U	1.00 U	1.00 U	1.00 U	--
9/2/21	1.00 U	1.00 U	1.00 U	1.00 U	1.00 U	1.00 U	1.00 U	1.00 U	--

Gude Landfill
Monitoring Location OB10 - General Parameters

Printed 12/10/21

	Alkalinity (mg/L)	Ammonia Nitrogen (mg/L)	Chemical Oxygen Demand (mg/L)	Chloride (mg/L)	Cyanide, Total (mg/L)	Dissolved Oxygen, Field (mg/L)	Hardness (mg/L)	Nitrate (mg/L)	Nitrate+Nitrite (mg/L)	Nitrite (mg/L)	ORP, Field (mV)	pH, Field (SU)	pH, Lab (SU)	Phosphate (mg/L)
MCL/ GWPS					0.2			10		1				
9/5/01	--	--	--	29.5158	0.005	--	--	--	--	--	--	--	--	--
3/13/02	--	--	--	34.7181	0.003	--	--	--	--	--	--	--	--	--
6/3/03	--	--	--	57.2618	0.002 U	--	--	--	--	--	--	--	--	0.019
10/9/03	--	--	--	--	0.002 U	--	--	--	--	--	--	--	--	0.058
3/29/04	--	--	--	--	0.002 U	--	--	--	--	--	--	--	--	0.010 U
9/21/04	--	--	--	--	0.005 U	--	--	--	--	--	--	--	--	0.070
4/6/05	--	--	--	--	0.005 U	--	--	--	--	--	--	--	--	0.010 U
9/21/05	--	--	--	--	0.002 U	--	--	--	--	--	--	--	--	0.013
4/5/06	--	--	--	--	0.005 U	--	--	--	--	--	--	--	--	0.018
9/26/06	--	--	--	--	0.001	--	--	--	--	--	--	--	--	0.013
4/18/07	--	--	--	--	0.002 U	--	--	--	--	--	--	--	--	0.023
10/4/07	--	--	--	--	0.005 U	--	--	--	--	--	--	--	--	--
3/27/08	--	--	--	--	--	--	--	--	--	--	--	--	--	--
9/22/09	110.0	0.20 U	6.0 J	82.4000	--	--	160.0	0.2000 U	--	--	--	--	--	--
7/29/10	--	--	--	--	0.050 U	--	--	--	--	--	--	--	--	--
9/21/10	134.0	0.20 U	10.3	83.6000	--	--	230.0	0.0080 U	0.20 U	0.05 U	--	--	--	--
4/26/11	116.0	0.20 U	10.0 U	89.0000	--	--	230.0	0.2000 U	0.20 U	0.05 U	--	--	--	--
9/15/11	122.0	0.20 U	10.0 U	94.1000	--	--	226.0	0.2000 U	0.20 U	0.05 U	--	--	--	--
3/8/12	119.0	0.20 U	7.5	100.0000	--	--	210.0	0.2000 U	0.20 U	0.05 U	--	--	--	--

Gude Landfill
Monitoring Location OB10 - General Parameters

Printed 12/10/21

	Alkalinity (mg/L)	Ammonia Nitrogen (mg/L)	Chemical Oxygen Demand (mg/L)	Chloride (mg/L)	Cyanide, Total (mg/L)	Dissolved Oxygen, Field (mg/L)	Hardness (mg/L)	Nitrate (mg/L)	Nitrate+Nitrite (mg/L)	Nitrite (mg/L)	ORP, Field (mV)	pH, Field (SU)	pH, Lab (SU)	Phosphate (mg/L)
9/18/12	133.0	0.20 U	10.0 U	121.0000	--	--	244.0	0.2000 U	0.20 U	0.05 U	--	--	--	--
4/1/13	116.0	0.20 U	10.0 U	120.0000	--	0.02	234.0	0.2000 U	0.20 U	0.05 U	253.0	6.20	--	--
9/23/13	139.0	0.20 U	10.0 U	136.0000	--	0.03	278.0	0.2000 U	0.20 U	0.05 U	197.0	6.12	--	--
3/6/14	116.0	0.20 U	10.0 U	144.0000	--	0.02	256.0	0.2000 U	--	--	208.0	6.03	--	--
9/4/14	132.0	0.20 U	10.7	159.0000	--	1.23	292.0	0.2000 U	0.20 U	0.05 U	144.0	6.32	--	--
3/19/15	116.0	0.20 U	10.0 U	147.0000	--	0.00	276.0	0.2000 U	0.20 U	0.05 U	188.0	6.09	--	--
9/3/15	136.0	0.20 U	12.2	185.0000	--	0.75	332.0	0.2000 U	0.20 U	0.05 U	94.0	5.85	--	--
3/22/16	114.0	0.20 U	10.0 U	179.0000	--	0.00	294.0	0.2000 U	0.20 U	0.05 U	237.0	5.97	--	--
8/30/16	132.0	0.20 U	12.0	187.0000	--	1.72	368.0	0.2000 U	0.20 U	0.05 U	134.0	5.76	--	--
3/8/17	131.0	0.20 U	10.0 U	183.0000	--	--	344.0	0.2000 U	0.20 U	0.05 U	155.0	5.99	--	--
9/13/17	126.0	0.20 U	10.0 U	183.0000	--	--	292.0	0.2000 U	0.20 U	0.05 U	210.0	6.10	--	--
4/3/18	137.0	0.20 U	10.6	202.0000	--	--	353.0	0.2000 U	0.20 U	0.05 U	62.0	6.00	--	--
9/11/18	121.0	0.20 U	10.8	186.0000	--	0.85	318.0	0.2000 U	0.20 U	0.05 U	32.0	5.97	--	--
4/8/19	150.0	0.10 U	18.3	228.0000	--	0.02	361.0 B	0.2000 U	--	--	51.3	5.95	6.08	--
7/30/19	167.0	0.10 U	24.7	244.0000	--	0.23	377.0 B	0.2000 U	--	--	199.9	5.89	2.88	--
3/16/20	152.0	0.10 U	15.7	238.0000	--	0.62	410.0	0.2000 U	--	--	-1.0	5.80	6.27	--
8/3/20	161.0	0.10 U	19.4	269.0000	--	0.76	428.0	0.2000 U	--	--	33.3	6.08	6.03	--
3/29/21	172.0	0.10 U	12.1	268.0000	--	0.09	401.0	0.0000	--	--	22.3	5.96	6.19	--
9/7/21	160.0	0.05 U	46.6	278.0000	--	0.22	426.0	0.0110 U	--	--	171.0	5.80	6.01	--

Gude Landfill

Monitoring Location OB10 - General Parameters

	Specific Conductivity, Field (uS/cm)	Specific Conductivity, Lab (umhos/cm)	Sulfate, total (mg/L)	Sulfide (mg/L)	Temperature, field (°C)	Total Dissolved Solids (mg/L)	Total Phenolics (mg/L)	Total Suspended Solids (mg/L)	Turbidity (NTU)	Turbidity, Field (NTU)
MCL/ GWPS										
9/5/01	--	--	--	--	--	--	--	--	2.600	--
3/13/02	--	--	--	--	--	--	--	--	7.600	--
6/3/03	--	--	--	--	--	--	0 U	--	26.300	--
10/9/03	--	--	--	--	--	--	0 U	--	--	--
3/29/04	--	--	--	--	--	--	0 U	--	--	--
9/21/04	--	--	--	--	--	--	0 U	--	--	--
4/6/05	--	--	--	--	--	--	0 U	--	--	--
9/21/05	--	--	--	--	--	--	0	--	--	--
4/5/06	--	--	--	--	--	--	0	--	--	--
9/26/06	--	--	--	--	--	--	0	--	--	--
4/18/07	--	--	--	--	--	--	0 U	--	--	--
10/4/07	--	--	--	--	--	--	0 U	--	--	--
3/27/08	--	--	--	--	--	--	0 U	--	--	--
9/22/09	--	--	1.70	--	--	368.0	--	--	2.090	--
7/29/10	--	--	--	3.0 U	--	--	--	--	--	--
9/21/10	--	--	4.00 U	--	--	552.0	--	--	1.160	--
4/26/11	--	--	4.00 U	--	--	456.0	--	--	0.443	--
9/15/11	--	--	4.00 U	--	--	492.0	--	--	--	--
3/8/12	--	--	4.00 U	--	--	480.0	--	--	--	--

Gude Landfill
Monitoring Location OB10 - General Parameters

	Specific Conductivity, Field (uS/cm)	Specific Conductivity, Lab (umhos/cm)	Sulfate, total (mg/L)	Sulfide (mg/L)	Temperature, field (°C)	Total Dissolved Solids (mg/L)	Total Phenolics (mg/L)	Total Suspended Solids (mg/L)	Turbidity (NTU)	Turbidity, Field (NTU)
9/18/12	--	--	4.00 U	--	--	396.0	--	--	--	--
4/1/13	654.0	--	4.00 U	--	13.9	440.0	--	--	--	0.00
9/23/13	636.8	--	4.00 U	--	13.9	434.0	--	--	--	0.00
3/6/14	596.2	--	4.00 U	--	13.1	340.0	--	--	--	0.00
9/4/14	663.6	--	4.00 U	--	13.9	466.0	--	--	--	0.30
3/19/15	589.7	--	4.00 U	--	13.2	424.0	--	--	--	0.00
9/3/15	787.5	--	4.00 U	--	15.3	523.0	--	--	--	0.00
3/22/16	671.0	--	4.00 U	--	12.8	399.0	--	--	--	0.00
8/30/16	765.7	--	4.00 U	--	14.6	579.0	--	--	--	0.00
3/8/17	717.8	--	4.00 U	--	13.5	371.0	--	--	--	0.00
9/13/17	766.2	--	4.00 U	--	14.8	600.0	--	--	--	0.60
4/3/18	841.7	--	4.00 U	--	10.3	374.0	--	--	--	0.00
9/11/18	805.2	--	4.00 U	--	17.4	481.0	--	--	--	0.00
4/8/19	1183.0	990.0	1.70	--	14.7	710.0	--	2.6 U	0.788	2.20
7/30/19	941.0	1090.0	2.60	--	14.7	952.0	--	2.3 U	0.500 U	0.00
3/16/20	1246.0	1060.0	1.63	--	12.3	782.0	--	6.0	1.820	0.30
8/3/20	1064.0	1180.0	1.52	--	19.4	659.0	--	18.5	1.530	4.80
3/29/21	1013.0	1180.0	0.30 U	--	14.1	615.0	--	11.3	0.972	2.24
9/7/21	1129.0	1170.0	1.10	--	19.8	619.0	--	31.8	0.500 U	3.70

Gude Landfill
Monitoring Location OB10 - Dissolved Metals

Printed 12/10/21

	Antimony, dissolved (mg/L)	Arsenic, dissolved (mg/L)	Barium, dissolved (mg/L)	Beryllium, dissolved (mg/L)	Cadmium, dissolved (mg/L)	Calcium, dissolved (mg/L)	Chromium, dissolved (mg/L)	Cobalt, dissolved (mg/L)	Copper, dissolved (mg/L)	Iron, dissolved (mg/L)	Lead, dissolved (mg/L)	Magnesium, dissolved (mg/L)	Manganese, dissolved (mg/L)	Mercury, dissolved (mg/L)
MCL/ GWPS	0.006	0.01	2	0.004	0.005		0.1				0.015			0.002
4/26/11	0.005 U	0.005 U	0.060	0.005 U	0.005 U	17.5	0.01 U	0.01 U	0.005 U	0.1 J	0.005 U	8.0	0.012	0.0002 U
9/15/11	--	--	--	--	--	--	--	--	--	--	--	--	--	--
3/8/12	0.005 U	0.005 U	0.054	0.005 U	0.005 U	46.7	0.01 U	0.01	0.005 U	1.0	0.005 U	25.7	3.100	0.0002 U
9/18/12	0.005 U	0.005 U	0.065	0.005 U	0.005 U	58.2	0.01 U	0.01	0.005 U	1.6	0.005 U	33.6	4.270	0.0002 U
4/1/13	0.005 U	0.005 U	0.062	0.005 U	0.005 U	50.6	0.01 U	0.01	0.011	1.2	0.005 U	29.6	3.760	0.0002 U
9/23/13	0.005 U	0.005 U	0.075	0.005 U	0.005 U	54.7	0.01 U	0.01	0.005 U	1.8	0.005 U	33.7	4.760	0.0002 U
3/6/14	0.005 U	0.005 U	0.062	0.005 U	0.005 U	50.4	0.01 U	0.01	0.005 U	1.1	0.005 U	28.6	4.160	0.0002 U
9/4/14	0.005 U	0.005 U	0.070	0.005 U	0.005 U	53.2	0.01 U	0.01	0.005 U	1.6	0.005 U	30.7	--	0.0002 U
3/19/15	0.002 U	0.002 U	0.049	0.002 U	0.004 U	60.0	0.01 U	0.01 U	0.010 U	0.4	0.002 U	33.0	3.800	0.0002 U
9/3/15	0.001 U	0.001 U	0.069	0.001 U	0.001 U	67.0	0.01 U	0.01	0.005 U	1.3	0.001 U	40.0	5.800	0.0002 U
3/22/16	0.002 U	0.002 U	0.059	0.002 U	0.002 U	61.0	0.00 U	0.01	0.002 U	0.9	0.002 U	34.1	4.730	0.0002 U
8/30/16	0.002 U	0.002 U	0.084	0.002 U	0.002 U	64.7	0.00 U	0.01	0.002 U	1.5	0.002 U	39.0	6.640	0.0002 U
3/8/17	0.002 U	0.002 U	0.099	0.002 U	0.002 U	64.6	0.00 U	0.01	0.003	1.4	0.002 U	36.0	6.950	0.0002 U
9/13/17	0.002 U	0.002 U	0.099	0.002 U	0.002 U	68.6	0.00	0.01	0.002 U	1.3	0.002 U	36.6	6.780	0.0002 U
4/3/18	0.002 U	0.003	0.064	0.002 U	0.002 U	72.0	0.01	0.01	0.002 U	0.5	0.002 U	36.7	3.840	0.0002 U
9/11/18	0.002 U	0.002	0.083	0.002 U	0.002 U	66.1	0.00	0.01	0.002 U	0.6	0.002 U	35.7	5.520	0.0002 U

Gude Landfill

Monitoring Location OB10 - Dissolved Metals

	Nickel, dissolved (mg/L)	Potassium, dissolved (mg/L)	Selenium, dissolved (mg/L)	Silver, dissolved (mg/L)	Sodium, dissolved (mg/L)	Thallium, dissolved (mg/L)	Vanadium, dissolved (mg/L)	Zinc, dissolved (mg/L)
MCL/ GWPS			0.05			0.002		
4/26/11	0.01 U	1.2	0.005 U	0.01 U	9.3	0.005 U	0.01 U	0.091
9/15/11	0.01	--	--	--	--	--	--	--
3/8/12	0.01	3.1	0.005 U	0.01 U	18.8	0.005 U	0.01 U	0.008
9/18/12	0.01	3.5	0.006	0.01 U	21.3	0.005 U	0.01 U	0.008
4/1/13	0.01	3.4	0.005 U	0.01 U	22.7	0.005 U	0.01 U	0.007
9/23/13	0.01	3.1	0.005 U	0.01 U	20.1	0.005 U	0.01 U	0.008
3/6/14	0.01	3.0	0.005 U	0.01 U	18.4	0.005 U	0.01 U	0.006
9/4/14	0.01	3.2	0.005 U	0.01 U	19.8	0.005 U	0.01 U	0.009
3/19/15	0.01 J	3.5	0.035 U	0.01 U	21.0	0.002 U	0.01 U	0.010 U
9/3/15	0.01	3.6	0.005 J	0.00 U	23.0	0.001 U	0.01 U	0.003 J
3/22/16	0.01	3.1	0.004	0.00 U	20.7	0.001 U	0.00 U	0.002 J
8/30/16	0.01	3.4	0.005	0.00 U	23.0	0.001 U	0.00 U	0.003
3/8/17	0.01	3.3	0.005	0.00 U	22.1	0.001 U	0.00 U	0.004
9/13/17	0.01	3.2	0.004	0.00 U	22.2	0.001 U	0.00 U	0.004
4/3/18	0.01	3.4	0.006	0.00 U	22.4	0.001 U	0.00 U	0.007
9/11/18	0.01	3.5	0.005	0.00 U	20.8	0.001 U	0.00 U	0.005

Gude Landfill
Monitoring Location OB10 - Total Metals

Printed 12/10/21

	Antimony, total (mg/L)	Arsenic, total (mg/L)	Barium, total (mg/L)	Beryllium, total (mg/L)	Boron, total (mg/L)	Cadmium, total (mg/L)	Calcium, total (mg/L)	Chromium, total (mg/L)	Cobalt, total (mg/L)	Copper, total (mg/L)	Iron, total (mg/L)	Lead, total (mg/L)
MCL/ GWPS	0.006	0.01	2	0.004		0.005		0.1				0.015
9/5/01	0.0020 U	0.0020 U	0.0567	0.0017 U	--	0.0020 U	--	0.0012 U	0.0044	0.0086	--	0.02470
3/13/02	0.0005 U	0.0020 U	0.0506	0.0017 U	--	0.0034	--	0.0012 U	0.0023	0.0119	--	0.00630
6/3/03	0.0007 U	0.0020 U	0.0434	0.0004 U	--	0.0020 U	--	0.0020 U	0.0029	0.0161	--	0.00210
10/9/03	0.0009 U	0.0008 U	0.0413	0.0016 U	--	0.0007 U	--	0.0005 U	0.0027	0.0100 U	--	0.00200 U
3/29/04	0.0009 U	0.0008 U	0.0436	0.0016 U	--	0.0020 U	--	0.0005 U	0.0036	0.0100 U	--	0.00200 U
9/21/04	0.0028 U	0.0020 U	0.0425	0.0012 U	--	0.0020 U	--	0.0020 U	0.0035	0.0132	--	0.00200 U
4/6/05	0.0028 U	0.0006 U	0.0375	0.0012 U	--	0.0020 U	--	0.0007 U	0.0026	0.0100 U	--	0.00200 U
9/21/05	0.0028 U	0.0020 U	0.0379	0.0012 U	--	0.0020 U	--	0.0007 U	0.0029	0.0100 U	--	0.00200 U
4/5/06	0.0006 U	0.0006 U	0.0300	0.0007 U	--	0.0020 U	--	0.0020 U	0.0005 U	0.0080	--	0.00200 U
9/26/06	0.0007 U	0.0040	0.0778	0.0009 U	--	0.0020 U	--	0.0020 U	0.0035	0.0083	--	0.00210
4/18/07	0.0007 U	0.0008 U	0.0366	0.0009 U	0.020 U	--	--	0.0007 U	0.0020 U	0.0079	--	0.00200 U
10/4/07	0.0007 U	0.0008 U	0.0491	0.0009 U	0.020 U	--	--	0.0020 U	0.0041	0.0082	--	0.00310
3/27/08	0.0005 U	0.0006 U	0.0321	0.0010 U	0.005 U	--	--	0.0020 U	0.0022	0.0041	--	0.00200 U
3/5/09	0.0020 U	0.0020 U	0.0401	0.0012 U	0.010 U	--	--	0.0007 U	0.0020 U	0.0063	--	0.00200 U
9/22/09	0.0020 U	0.0020 U	0.0468	0.0020 U	--	0.0020 U	38.60	0.0020 U	0.0029	0.0060	0.5980	0.00200 U
7/29/10	0.0010 U	0.0015	0.0530	0.0010 U	--	0.0010 U	--	0.0008 J	0.0067	0.0016	--	0.00140
9/21/10	0.0050 U	0.0050 U	0.0553	0.0050 U	--	0.0050 U	43.40	0.0050 U	0.0059	0.0057	1.2800	0.00500 U
4/26/11	0.0050 U	0.0050 U	0.0531	0.0050 U	--	0.0050 U	39.80 J	0.0050 U	0.0050 U	0.0050 U	0.7830	0.00500 U
9/15/11	0.0050 U	0.0050 U	0.0534	0.0050 U	--	0.0050 U	45.80	0.0050 U	0.0050 U	0.0050 U	1.1200	0.00500 U
3/8/12	0.0050 U	0.0050 U	0.0569	0.0050 U	--	0.0050 U	48.10	0.0050 U	0.0052	0.0050 U	0.9750	0.00500 U
9/18/12	0.0050 U	0.0050 U	0.0573	0.0050 U	--	0.0050 U	50.10	0.0050 U	0.0081	0.0050 U	1.6300	0.00500 U
4/1/13	0.0050 U	0.0050 U	0.0562	0.0050 U	--	0.0050 U	45.00	0.0050 U	0.0067	0.0109	1.1400	0.00500 U
9/23/13	0.0050 U	0.0050 U	0.0763	0.0050 U	--	0.0050 U	55.80	0.0050 U	0.0084	0.0050 U	1.7500	0.00500 U

Shaded concentrations represent MCL/GWPS exceedances

Printed on Recycled Paper

Gude Landfill
Monitoring Location OB10 - Total Metals

Printed 12/10/21

	Antimony, total (mg/L)	Arsenic, total (mg/L)	Barium, total (mg/L)	Beryllium, total (mg/L)	Boron, total (mg/L)	Cadmium, total (mg/L)	Calcium, total (mg/L)	Chromium, total (mg/L)	Cobalt, total (mg/L)	Copper, total (mg/L)	Iron, total (mg/L)	Lead, total (mg/L)
3/6/14	0.0050 U	0.0050 U	0.0622	0.0050 U	--	0.0050 U	53.30	0.0050 U	0.0062	0.0050 U	1.1400	0.00500 U
9/4/14	0.0050 U	0.0050 U	0.0699	0.0050 U	--	0.0050 U	56.60	0.0050 U	0.0078	0.0050 U	1.5800	0.00500 U
3/19/15	0.0020 U	0.0020 U	0.0470	0.0020 U	--	0.0040 U	62.00	0.0100 U	0.0053 J	0.0100 U	0.4000	0.00200 U
9/3/15	0.0010 U	0.0023	0.0640	0.0010 U	--	0.0005 U	67.00	0.0050 U	0.0091	0.0050 U	1.3000	0.00100 U
3/22/16	0.0020 U	0.0020 U	0.0591	0.0020 U	--	0.0020 U	59.70	0.0020 U	0.0055	0.0020 U	0.9710	0.00200 U
8/30/16	0.0020 U	0.0020 U	0.0769	0.0020 U	--	0.0020 U	64.30	0.0020 U	0.0090	0.0020 U	1.4500	0.00200 U
3/8/17	0.0020 U	0.0022	0.1020	0.0020 U	--	0.0020 U	62.60	0.0023	0.0122	0.0020 U	1.3300	0.00200 U
9/13/17	0.0020 U	0.0020 U	0.1000	0.0020 U	--	0.0020 U	69.00	0.0030	0.0093	0.0020 U	1.3300	0.00200 U
4/3/18	0.0020 U	0.0028	0.0566	0.0020 U	--	0.0020 U	78.10	0.0032	0.0053	0.0031	0.4980	0.00200 U
9/11/18	0.0020 U	0.0026	0.0799	0.0020 U	--	0.0020 U	71.00	0.0020 U	0.0100	0.0040	0.6130	0.00200 U
4/8/19	0.0010 U	0.0010 U	0.1200	0.0010 U	--	0.0010 U	64.50	0.0010 U	0.0218	0.0010 U	1.6100	0.00100 U
7/30/19	0.0010 U	0.0010 U	0.1350	0.0010 U	--	0.0010 U	69.80 B	0.0011	0.0266	0.0016	2.8000	0.00100 U
3/16/20	0.0010 U	0.0010 U	0.1390	0.0010 U	--	0.0010 U	76.20	0.0015	0.0258	0.0010 U	2.0600	0.00109
8/3/20	0.0010 U	0.0010 U	0.1430	0.0010 U	--	0.0010 U	76.80	0.0011	0.0287	0.0014	2.5600	0.00100 U
3/29/21	0.0010 U	0.0010	0.0770	0.0010 U	--	0.0010 U	81.40	0.0013	0.0117	0.0022	1.2800	0.00133
9/7/21	0.0010 U	0.0010 U	0.1350	0.0010 U	--	0.0010 U	80.60	0.0010 U	0.0216	0.0010 U	1.9800	0.00100 U

Gude Landfill
Monitoring Location OB10 - Total Metals

Printed 12/10/21

	Magnesium, total (mg/L)	Manganese, total (mg/L)	Mercury, total (mg/L)	Nickel, total (mg/L)	Potassium, total (mg/L)	Selenium, total (mg/L)	Silver, total (mg/L)	Sodium, total (mg/L)	Thallium, total (mg/L)	Tin, total (mg/L)	Vanadium, total (mg/L)	Zinc, total (mg/L)
MCL/ GWPS			0.002			0.05			0.002			
9/5/01	--	2.59000	0.000100 U	0.0100 U	--	0.00090 U	0.0044 U	--	0.0009 U	0.2000 U	0.00070 U	--
3/13/02	--	2.32200	0.000100 U	0.0100 U	--	0.00090 U	0.0044 U	--	0.0009 U	0.2000 U	0.00200 U	--
6/3/03	--	2.19600	0.000200 U	0.0049	--	0.00120 U	0.0096 U	--	0.0010 U	0.0008 U	0.00200 U	--
10/9/03	--	2.03000	0.000200 U	0.0049	--	0.00070 U	0.0022 U	--	0.0004 U	0.0003 U	0.00040 U	--
3/29/04	--	20.38000	0.000200 U	0.0056	--	0.00070 U	0.0022 U	--	0.0004 U	0.0020 U	0.00040 U	--
9/21/04	--	2.24800	0.000100 U	0.0074	--	0.00100 U	0.0018 U	--	0.0006 U	0.0003 U	0.00200 U	--
4/6/05	--	1.91940	0.000100 U	0.0048	--	0.00100 U	0.0018 U	--	0.0006 U	0.0050 U	0.00040 U	--
9/21/05	--	2.04000	0.000100 U	0.0051	--	0.00100 U	0.0018 U	--	0.0006 U	0.0050 U	0.00040 U	--
4/5/06	--	0.00200 U	0.000100 U	0.0056	--	0.00150 U	0.0004 U	--	0.0004 U	0.0050 U	0.00040 U	--
9/26/06	--	2.37600	0.000200 U	0.0080	--	0.00080 U	0.0005 U	--	0.0007 U	0.0050 U	0.00070 U	--
4/18/07	--	--	0.000200 U	0.0057	--	0.00200 U	0.0005 U	--	0.0007 U	0.0500 U	0.00070 U	0.02300
10/4/07	--	--	0.000200 U	0.0066	--	0.00200 U	0.0005 U	--	0.0007 U	0.0020 U	0.00070 U	0.01980
3/27/08	--	--	0.000200 U	0.0049	--	0.00200 U	0.0001 U	--	0.0001 U	0.0500 U	0.00200 U	0.00870
3/5/09	--	--	0.000200 U	0.0049	--	0.00200 U	0.0009 U	--	0.0002 U	0.0011 U	0.00080 U	0.01070
9/22/09	19.400	2.63000	0.000200 U	0.0079	2.810	0.00200 U	0.0020 U	19.00	0.0020 U	--	0.00200 U	0.01000 U
7/29/10	--	--	0.000200 U	0.0072	--	0.00100 U	0.0010 U	--	0.0010 U	0.0050 U	0.00500 U	0.01400
9/21/10	24.000	3.47000	0.000200 U	0.0079	2.650	0.00500 U	0.0050 U	20.30	0.0050 U	--	0.00500 U	0.00595
4/26/11	24.900 J	2.68000	0.000200 U	0.0063	3.280	0.00500 U	0.0050 U	18.40 J	0.0050 U	--	0.00500 U	0.00573
9/15/11	27.800	3.03000	0.000200 U	--	3.000	0.00500 U	0.0050 U	19.60	0.0050 U	--	0.00500 U	0.00698
3/8/12	25.800	3.15000	0.000200 U	0.0081	3.020	0.00500 U	0.0050 U	18.20	0.0050 U	--	0.00500 U	0.00662
9/18/12	28.100	4.31000	0.000200 U	0.0120	3.320	0.00500 U	0.0050 U	18.30	0.0050 U	--	0.00500 U	0.00705
4/1/13	25.100	3.66000	0.000200 U	0.0112	3.440	0.00500 U	0.0050 U	19.80	0.0050 U	--	0.00500 U	0.00562
9/23/13	34.400	5.20000	0.000200 U	0.0119	2.980	0.00500 U	0.0050 U	20.80	0.0050 U	--	0.00500 U	0.00811

Shaded concentrations represent MCL/GWPS exceedances

Printed on Recycled Paper

Gude Landfill
Monitoring Location OB10 - Total Metals

Printed 12/10/21

	Magnesium, total (mg/L)	Manganese, total (mg/L)	Mercury, total (mg/L)	Nickel, total (mg/L)	Potassium, total (mg/L)	Selenium, total (mg/L)	Silver, total (mg/L)	Sodium, total (mg/L)	Thallium, total (mg/L)	Tin, total (mg/L)	Vanadium, total (mg/L)	Zinc, total (mg/L)
3/6/14	30.300	3.96000	0.000200 U	0.0083	3.090	0.00500 U	0.0050 U	19.60	0.0050 U	--	0.00500 U	0.00671
9/4/14	32.500	5.01000	0.000200 U	0.0101	3.290	0.00500 U	0.0050 U	21.00	0.0050 U	--	0.00500 U	0.00864
3/19/15	34.000	3.70000	0.000200 U	0.0110	3.400	0.03500 U	0.0100 U	21.00	0.0020 U	--	0.01000 U	0.01000 U
9/3/15	40.000	5.80000	0.000200 U	0.0100 U	3.600	0.00700	0.0010 U	23.00	0.0010 U	--	0.00500 U	0.00500 U
3/22/16	33.700	4.68000	0.000200 U	0.0082	3.420	0.00400	0.0020 U	20.40	0.0010 U	--	0.00200 U	0.00209
8/30/16	36.200	6.57000	0.000200 U	0.0111	3.130	0.00410	0.0020 U	21.50	0.0010 U	--	0.00200 U	0.00222
3/8/17	34.900	7.72000	0.000200 U	0.0143	3.240	0.00583	0.0020 U	21.90	0.0010 U	--	0.00200 U	0.00366
9/13/17	36.400	6.60000	0.000200 U	0.0124	3.200	0.00357	0.0020 U	22.10	0.0010 U	--	0.00200 U	0.00404
4/3/18	38.300	3.45000	0.000200 U	0.0095	3.460	0.00645	0.0020 U	22.60	0.0010 U	--	0.00200 U	0.00889
9/11/18	34.100	5.57000	0.000200 U	0.0132	3.280	0.00557	0.0020 U	21.20	0.0010 U	--	0.00200 U	0.01560
4/8/19	48.500	14.40000	0.000100 U	0.0225	3.680	0.00100 U	0.0010 U	27.50	0.0010 U	--	0.00100 U	0.00543
7/30/19	49.200	14.90000	0.000100 U	0.0260	3.780	0.00100 U	0.0010 U	26.90 B	0.0010 U	--	0.00100 U	0.00730
3/16/20	53.300	14.80000	0.000100 U	0.0287	4.320	0.00100 U	0.0010 U	29.90	0.0010 U	--	0.00100 U	0.00400 U
8/3/20	57.400	15.30000	0.000100 U	0.0294	4.500	0.00100 U	0.0010 U	32.30	0.0010 U	--	0.00100 U	0.00588
3/29/21	48.000	7.42000	0.000118	0.0116	3.950	0.00100 U	0.0010 U	26.70	0.0010 U	--	0.00100 U	0.00779
9/7/21	54.500	14.00000	0.000100 U	0.0261	4.360	0.00100 U	0.0010 U	30.20	0.0010 U	--	0.00100 U	0.00458

Gude Landfill

Printed 12/10/21

Monitoring Location OB10 - Volatile Organic Compounds

	1,1,1,2-Tetrachloroethane (ug/L)	1,1,1-Trichloroethane (ug/L)	1,1,2,2-Tetrachloroethane (ug/L)	1,1,1,2-Trichloroethane (ug/L)	1,1-Dichloroethane (ug/L)	1,1-Dichloroethene (ug/L)	1,1-Dichloropropene (ug/L)	1,2,3-Trichloropropane (ug/L)	1,2-Dibromo-3-chloropropane (ug/L)	1,2-Dibromoethane (ug/L)	1,2-Dichlorobenzene (ug/L)	1,2-Dichloroethane (ug/L)	1,2-Dichloropropane (ug/L)	1,3-Dichloropropane (ug/L)	1,4-Dichlorobenzene (ug/L)
MCL/ GWPS	200		5		7				0.2	0.05	600	5	5		75
9/5/01	0.18 U	0.15 U	0.23 U	1.00 U	4.99	1.00 U	0.22 U	0.21 U	0.14 U	0.20 U	10.00 U	1.00 U	3.03	0.19 U	10.00 U
3/13/02	0.18 U	0.15 U	0.23 U	1.00 U	3.20	1.00 U	1.00 U	0.21 U	0.14 U	0.20 U	10.00 U	1.00 U	2.03	0.19 U	10.00 U
6/3/03	1.00 U	1.00 U	1.58	1.00 U	3.18	1.00 U	1.00 U	1.30	5.71	1.00 U	10.00 U	1.00 U	1.88	1.00 U	10.00 U
10/9/03	0.18 U	0.15 U	0.23 U	0.22 U	2.23	1.00 U	1.00 U	0.21 U	1.00 U	0.20 U	1.00 U	1.00 U	1.52	0.19 U	1.20
3/29/04	0.18 U	0.15 U	0.23 U	0.22 U	3.88	1.00 U	0.22 U	0.21 U	1.00 U	0.20 U	0.19 U	1.00 U	2.16	0.19 U	1.28
9/21/04	0.13 U	0.24 U	0.44 U	0.25 U	3.70	0.37 U	0.35 U	0.40 U	0.33 U	0.28 U	10.00 U	1.00 U	3.11	0.33 U	10.00 U
4/6/05	0.13 U	0.24 U	0.44 U	0.25 U	1.99	0.37 U	0.35 U	0.40 U	0.33 U	0.28 U	10.00 U	0.27 U	2.01	0.33 U	10.00 U
9/21/05	0.13 U	0.24 U	0.44 U	0.25 U	2.99	0.37 U	0.35 U	0.40 U	0.33 U	0.28 U	10.00 U	1.00 U	2.36	0.33 U	10.00 U
4/5/06	0.13 U	0.24 U	0.44 U	0.25 U	1.00 U	0.37 U	0.35 U	0.40 U	0.33 U	0.28 U	10.00 U	0.27 U	1.08	0.33 U	10.00 U
9/26/06	0.13 U	0.24 U	0.44 U	0.25 U	0.27 U	0.37 U	0.35 U	0.40 U	0.33 U	0.28 U	11.00 U	0.27 U	0.34 U	0.33 U	11.00 U
4/18/07	0.13 U	0.24 U	0.44 U	0.25 U	2.20	0.37 U	0.35 U	0.40 U	0.33 U	0.28 U	10.00 U	1.00 U	1.48	0.33 U	10.00 U
10/4/07	0.13 U	0.24 U	0.44 U	0.25 U	4.99	0.37 U	0.35 U	0.40 U	0.33 U	0.28 U	10.00 U	0.27 U	4.46	0.33 U	10.00 U
3/27/08	0.18 U	0.18 U	0.21 U	0.23 U	1.04	0.18 U	0.26 U	0.14 U	0.24 U	0.16 U	0.25 U	0.18 U	1.55	0.20 U	10.00 U
3/5/09	0.12 U	0.17 U	0.14 U	0.17 U	0.14 U	0.15 U	0.13 U	0.17 U	0.20 U	0.08 U	10.00 U	0.13 U	0.15 U	0.13 U	10.00 U
9/22/09	1.00 U	1.00 U	1.00 U	1.00 U	3.49	1.00 U	1.00 U	0.49 J	1.00 U	1.00 U	1.23	0.56 J	2.53	1.00 U	4.84
7/29/10	1.00 U	1.00 U	1.00 U	1.00 U	6.00	1.00 U	1.00 U	1.00 U	10.00 U	1.00 U	1.00 U	1.00 U	1.00 U	1.00 U	6.00
9/21/10	2.00 U	2.00 U	2.00 U	2.00 U	5.60	2.00 U	2.00 U	2.00 U	2.00 U	2.00 U	2.00 U	0.64 J	2.65	2.00 U	5.54
4/26/11	1.00 U	1.00 U	1.00 U	1.00 U	1.00 U	1.00 U	--	1.00 U	1.00 U	1.00 U	1.00 U	1.00 U	1.00 U	--	1.00 U
9/15/11	1.00 U	1.00 U	1.00 U	1.00 U	1.00 U	1.00 U	--	1.00 U	1.00 U	1.00 U	1.00 U	1.00 U	1.00 U	--	1.00 U
3/8/12	1.00 U	1.00 U	1.00 U	1.00 U	1.00 U	1.00 U	--	1.00 U	1.00 U	1.00 U	0.32	1.00 U	2.80	--	5.00

Shaded concentrations represent MCL/GWPS exceedances

Printed on Recycled Paper

Gude Landfill

Printed 12/10/21

Monitoring Location OB10 - Volatile Organic Compounds

	1,1,1,2-Tetrachloroethane (ug/L)	1,1,1-Trichloroethane (ug/L)	1,1,1,2,2-Tetrachloroethane (ug/L)	1,1,1,2-Trichloroethane (ug/L)	1,1-Dichloroethane (ug/L)	1,1-Dichloroethene (ug/L)	1,1-Dichloropropene (ug/L)	1,2,3-Trichloropropane (ug/L)	1,2-Dibromo-3-chloropropane (ug/L)	1,2-Dibromoethane (ug/L)	1,2-Dichlorobenzene (ug/L)	1,2-Dichloroethane (ug/L)	1,2-Dichloropropane (ug/L)	1,3-Dichloropropane (ug/L)	1,4-Dichlorobenzene (ug/L)
9/18/12	1.00 U	1.00 U	1.00 U	1.00 U	4.06	1.00 U	1.00 U	1.00 U	1.00 U	1.00 U	1.00 U	1.00 U	1.00 U	1.00 U	7.09
4/1/13	1.00 U	1.00 U	1.00 U	1.00 U	7.23	1.00 U	1.00 U	1.00 U	1.00 U	1.00 U	1.02	1.43	5.86	1.00 U	12.90
9/23/13	1.00 U	1.00 U	1.00 U	1.00 U	4.91	1.00 U	1.00 U	1.00 U	1.00 U	1.00 U	1.00 U	1.00 U	2.36	1.00 U	9.31
3/6/14	1.00 U	1.00 U	1.00 U	1.00 U	3.33	1.00 U	1.00 U	1.00 U	1.00 U	1.00 U	--	1.00 U	2.69	1.00 U	7.07
9/4/14	1.00 U	1.00 U	1.00 U	1.00 U	3.73	1.00 U	1.00 U	1.00 U	1.00 U	1.00 U	1.00 U	1.00 U	3.25	1.00 U	8.74
3/19/15	1.00 U	1.00 U	1.00 U	1.00 U	2.86	1.00 U	1.00 U	1.00 U	1.00 U	1.00 U	1.00 U	1.00 U	2.86	1.00 U	6.93
9/3/15	1.00 U	1.00 U	1.00 U	1.00 U	3.45	1.00 U	1.00 U	1.00 U	1.00 U	1.00 U	1.00 U	1.01	4.26	1.00 U	10.40
3/22/16	1.00 U	1.00 U	1.00 U	1.00 U	2.68	1.00 U	1.00 U	1.00 U	1.00 U	1.00 U	1.00 U	1.00 U	3.31	1.00 U	8.46
8/30/16	1.00 U	1.00 U	1.00 U	1.00 U	2.48	1.00 U	1.00 U	1.00 U	1.00 U	1.00 U	1.00 U	1.00 U	3.19	1.00 U	9.39
3/8/17	1.00 U	1.00 U	1.00 U	1.00 U	2.22	1.00 U	1.00 U	1.00 U	1.00 U	1.00 U	1.00 U	1.00 U	2.90	1.00 U	8.88
9/13/17	1.00 U	1.00 U	1.00 U	1.00 U	1.97	1.00 U	1.00 U	1.00 U	1.00 U	1.00 U	1.00 U	1.00 U	2.53	1.00 U	7.57
4/3/18	1.00 U	1.00 U	1.00 U	1.00 U	2.40	1.00 U	1.00 U	1.00 U	1.00 U	1.00 U	1.00 U	1.00 U	2.90	1.00 U	7.41
9/11/18	1.00 U	1.00 U	1.00 U	1.00 U	1.34	1.00 U	1.00 U	1.00 U	1.00 U	1.00 U	1.00 U	1.00 U	1.60	1.00 U	5.37
4/8/19	1.00 U	1.00 U	1.00 U	1.00 U	2.20	1.00 U	1.00 U	1.00 U	1.00 U	1.00 U	1.00 U	1.00 U	3.30	1.00 U	9.50
7/30/19	1.00 U	1.00 U	1.00 U	1.00 U	2.50	1.00 U	1.00 U	1.00 U	1.00 U	1.00 U	1.00 U	1.00 U	3.40	1.00 U	11.10
3/16/20	1.00 U	1.00 U	1.00 U	1.00 U	1.60	1.00 U	1.00 U	1.00 U	1.00 U	1.00 U	1.00 U	1.00 U	2.40	1.00 U	9.80
8/3/20	1.00 U	1.00 U	1.00 U	1.00 U	2.00	1.00 U	1.00 U	1.00 U	0.05 U	0.02 U	1.00 U	1.00 U	2.90	1.00 U	11.30
3/29/21	1.00 U	1.00 U	1.00 U	1.00 U	1.60	1.00 U	1.00 U	1.00 U	0.05 U	0.02 U	1.00 U	1.00 U	2.10	1.00 U	10.70
9/7/21	1.00 U	1.00 U	1.00 U	1.00 U	1.20	1.00 U	1.00 U	1.00 U	0.05 U	0.02 U	1.00 U	1.00 U	1.90	1.00 U	11.40

Gude Landfill

Printed 12/10/21

Monitoring Location OB10 - Volatile Organic Compounds

	2,2-Dichloropropane (ug/L)	2-Butanone (ug/L)	2-Hexanone (ug/L)	4-Methyl-2-Pentanone (ug/L)	Acetone (ug/L)	Acrylonitrile (ug/L)	Benzene (ug/L)	Bromochloromethane (ug/L)	Bromodichloromethane (ug/L)	Bromoform (ug/L)	Bromomethane (ug/L)	Carbon Disulfide (ug/L)	Carbon Tetrachloride (ug/L)	Chlorobenzene (ug/L)	Chloroethane (ug/L)
MCL/ GWPS							5	80	80				5	100	
9/5/01	0.11 U	--	0.18 U	--	1.00 U	--	3.10	0.20 U	0.18 U	0.14 U	0.15 U	1.00 U	0.15 U	0.28 U	1.00 U
3/13/02	0.11 U	--	0.18 U	--	0.15 U	--	0.21 U	0.20 U	0.18 U	0.14 U	1.00 U	1.00 U	0.15 U	0.28 U	0.20 U
6/3/03	0.11 U	--	0.18 U	--	1.00 U	--	1.95	0.20 U	1.00 U	1.00 U	0.15 U	1.75	1.00 U	1.00 U	1.00 U
10/9/03	0.11 U	0.11	0.18 U	--	0.15 U	--	1.18	0.20 U	0.18 U	0.14 U	1.00 U	1.00 U	0.15 U	1.00 U	0.20 U
3/29/04	0.11 U	3.43	1.00 U	--	0.15 U	--	1.77	0.20 U	0.18 U	0.14 U	0.15 U	0.38 U	0.15 U	0.28 U	0.20 U
9/21/04	0.23 U	0.29 U	1.00 U	--	0.39 U	--	2.14	0.34 U	0.31 U	0.27 U	0.31 U	2.50 U	0.25 U	0.40 U	0.31 U
4/6/05	0.23 U	1.00 U	1.00 U	--	0.39 U	--	1.00 U	0.34 U	0.31 U	0.27 U	0.31 U	0.75 U	0.25 U	0.40 U	0.31 U
9/21/05	0.23 U	0.29 U	0.19 U	--	0.39 U	--	1.87	0.34 U	0.31 U	0.27 U	0.31 U	0.75 U	0.25 U	1.00 U	0.31 U
4/5/06	0.23 U	0.29 U	0.19 U	--	0.39 U	--	0.28 U	0.34 U	0.31 U	0.27 U	0.31 U	0.75 U	0.25 U	0.40 U	0.31 U
9/26/06	0.23 U	0.29 U	0.19 U	--	0.39 U	--	0.28 U	0.34 U	0.31 U	0.27 U	0.31 U	0.75 U	0.25 U	0.40 U	0.31 U
4/18/07	0.23 U	0.29 U	0.19 U	--	0.39 U	--	1.00 U	0.34 U	0.31 U	0.27 U	0.31 U	0.75 U	0.25 U	0.40 U	0.31 U
10/4/07	0.23 U	1.00 U	1.00 U	--	0.39 U	--	2.86	0.34 U	0.31 U	0.27 U	1.00 U	2.50 U	0.25 U	1.01	0.31 U
3/27/08	0.50 U	--	--	--	--	--	0.73	0.12 U	0.19 U	0.12 U	0.50 U	--	0.13 U	0.50 U	0.10 U
3/5/09	0.22 U	--	--	--	--	--	0.09 U	0.14 U	0.11 U	0.16 U	0.12 U	--	0.14 U	0.16 U	0.13 U
9/22/09	1.00 U	1.00 U	1.00 U	1.00 U	1.67	1.00 U	1.72	1.00 U	1.00 U	1.00 U	0.36 J	2.50 U	1.00 U	0.94 J	1.00 U
7/29/10	1.00 U	10.00 U	5.00 U	5.00 U	5.00 U	10.00 U	2.00	1.00 U	1.00 U	5.00 U	1.00 U	1.00 U	1.00 U	1.00	1.00 U
9/21/10	2.00 U	2.00 U	2.00 U	2.00 U	2.00 U	2.00 U	2.04	2.00 U	2.00 U	2.00 U	2.00 U	5.00 U	2.00 U	0.98 J	0.68 J
4/26/11	--	5.00 U	5.00 U	5.00 U	5.00 U	5.00 U	1.00 U	1.00 U	1.00 U	1.00 U	1.00 U	2.30	1.00 U	1.00 U	1.00 U
9/15/11	--	5.00 U	5.00 U	5.00 U	5.00 U	5.00 U	2.40	1.00 U	1.00 U	1.00 U	1.00 U	1.00 U	1.00 U	1.00 U	1.00 U
3/8/12	--	5.00 U	5.00 U	5.00 U	5.00 U	5.00 U	1.60	1.00 U	1.00 U	1.00 U	1.00 U	1.00 U	1.00 U	1.20	1.00 U

Shaded concentrations represent MCL/GWPS exceedances

Printed on Recycled Paper

Gude Landfill
Monitoring Location OB10 - Volatile Organic Compounds

Printed 12/10/21

	2,2-Dichloropropane (ug/L)	2-Butanone (ug/L)	2-Hexanone (ug/L)	4-Methyl-2-Pentanone (ug/L)	Acetone (ug/L)	Acrylonitrile (ug/L)	Benzene (ug/L)	Bromochloromethane (ug/L)	Bromodichloromethane (ug/L)	Bromoform (ug/L)	Bromomethane (ug/L)	Carbon Disulfide (ug/L)	Carbon Tetrachloride (ug/L)	Chlorobenzene (ug/L)	Chloroethane (ug/L)
9/18/12	1.00 U	5.00 U	5.00 U	5.00 U	5.00 U	5.00 U	1.00 U	1.00 U	1.00 U	1.00 U	1.00 U	5.00 U	1.00 U	1.00 U	1.00 U
4/1/13	1.00 U	5.00 U	5.00 U	5.00 U	5.00 U	5.00 U	3.49	1.00 U	1.00 U	1.00 U	1.00 U	5.00 U	1.00 U	3.16	1.00 U
9/23/13	1.00 U	5.00 U	5.00 U	5.00 U	5.00 U	5.00 U	2.16	1.00 U	1.00 U	1.00 U	1.00 U	5.00 U	1.00 U	1.20	1.00 U
3/6/14	1.00 U	5.00 U	5.00 U	5.00 U	5.00 U	5.00 U	1.76	--	1.00 U	1.00 U	1.00 U	5.00 U	1.00 U	2.00	1.00 U
9/4/14	1.00 U	5.00 U	5.00 U	5.00 U	5.00 U	5.00 U	2.26	1.00 U	1.00 U	1.00 U	1.00 U	5.00 U	1.00 U	2.77	1.00 U
3/19/15	1.00 U	5.00 U	5.00 U	5.00 U	5.00 U	5.00 U	1.89	1.00 U	1.00 U	1.00 U	1.00 U	5.00 U	1.00 U	2.25	1.00 U
9/3/15	1.00 U	5.00 U	5.00 U	5.00 U	5.00 U	5.00 U	2.43	1.00 U	1.00 U	1.00 U	1.00 U	5.00 U	1.00 U	3.46	1.00 U
3/22/16	1.00 U	5.00 U	5.00 U	5.00 U	5.00 U	5.00 U	2.23	1.00 U	1.00 U	1.00 U	1.00 U	5.00 U	1.00 U	3.18	1.00 U
8/30/16	1.00 U	5.00 U	5.00 U	5.00 U	5.00 U	5.00 U	2.16	1.00 U	1.00 U	1.00 U	1.00 U	5.00 U	1.00 U	3.57	1.00 U
3/8/17	1.00 U	5.00 U	5.00 U	5.00 U	5.00 U	5.00 U	1.99	1.00 U	1.00 U	1.00 U	1.00 U	5.00 U	1.00 U	3.26	1.00 U
9/13/17	1.00 U	5.00 U	5.00 U	5.00 U	5.00 U	5.00 U	1.74	1.00 U	1.00 U	1.00 U	1.00 U	5.00 U	1.00 U	3.12	1.00 U
4/3/18	1.00 U	5.00 U	5.00 U	5.00 U	5.00 U	5.00 U	1.95	1.00 U	1.00 U	1.00 U	1.00 U	5.00 U	1.00 U	3.10	1.00 U
9/11/18	1.00 U	5.00 U	5.00 U	5.00 U	5.00 U	5.00 U	1.27	1.00 U	1.00 U	1.00 U	1.00 U	5.00 U	1.00 U	2.26	1.00 U
4/8/19	1.00 U	5.00 U	5.00 U	5.00 U	5.00 U	5.00 U	2.40	1.00 U	1.00 U	1.00 U	1.00 U	1.00 U	1.00 U	4.40	1.00 U
7/30/19	1.00 U	5.00 U	5.00 U	5.00 U	5.00 U	5.00 U	2.80	1.00 U	1.00 U	1.00 U	1.00 U	1.00 U	1.00 U	5.90	1.00 U
3/16/20	1.00 U	5.00 U	5.00 U	5.00 U	5.00 U	5.00 U	2.20	1.00 U	1.00 U	1.00 U	1.00 U	1.00 U	1.00 U	4.80	1.00 U
8/3/20	1.00 U	5.00 U	5.00 U	5.00 U	5.00 U	5.00 U	2.50	1.00 U	1.00 U	1.00 U	1.00 U	1.00 U	1.00 U	5.40	1.00 U
3/29/21	1.00 U	5.00 U	5.00 U	5.00 U	5.00 U	5.00 U	2.20	1.00 U	1.00 U	1.00 U	1.00 U	1.00 U	1.00 U	5.40	1.00 U
9/7/21	1.00 U	5.00 U	5.00 U	5.00 U	5.00 U	5.00 U	1.70	1.00 U	1.00 U	1.00 U	1.00 U	1.00 U	1.00 U	5.60	1.00 U

Gude Landfill
Monitoring Location OB10 - Volatile Organic Compounds

Printed 12/10/21

	Chloroform (ug/L)	Chloromethane (ug/L)	cis-1,2-Dichloroethene (ug/L)	cis-1,3-Dichloropropene (ug/L)	Dibromochloromethane (ug/L)	Ethylbenzene (ug/L)	m&p-Xylene (ug/L)	Methyl Iodide (ug/L)	Methyl Tertiary Butyl Ether (ug/L)	Methylene Bromide (ug/L)	Methylene Chloride (ug/L)	o-Xylene (ug/L)	Styrene (ug/L)	Tetrachloroethene (ug/L)
MCL/ GWPS	80		70		80	700	10000				5	10000	100	5
9/5/01	0.23 U	0.21 U	85.97	0.19 U	0.17 U	0.26 U	0.28 U	0.17 U	--	0.22 U	21.95	0.27 U	0.21 U	9.01
3/13/02	0.23 U	0.21 U	35.90	0.19 U	0.17 U	0.26 U	1.00 U	0.17 U	--	0.22 U	1.00 U	0.27 U	0.21 U	12.02
6/3/03	1.00 U	0.21 U	22.43	1.00 U	1.00 U	1.00 U	2.84	1.00 U	--	1.00 U	1.00 U	1.00 U	1.00 U	9.45
10/9/03	0.23 U	0.21 U	18.60	0.19 U	0.17 U	0.26 U	1.00 U	1.00 U	--	0.22 U	0.21 U	0.27 U	0.21 U	0.17 U
3/29/04	0.23 U	0.21 U	22.58	0.19 U	0.17 U	0.26 U	0.28 U	0.17 U	--	0.22 U	0.21 U	0.27 U	0.21 U	6.03
9/21/04	0.27 U	0.25 U	22.03	0.29 U	0.27 U	0.23 U	0.40 U	0.28 U	--	0.25 U	0.34 U	0.18 U	0.25 U	0.36 U
4/6/05	0.27 U	0.25 U	10.04	0.29 U	0.27 U	0.23 U	0.40 U	0.28 U	--	0.25 U	0.34 U	0.18 U	0.25 U	2.28
9/21/05	0.27 U	0.25 U	21.18	0.29 U	0.27 U	0.23 U	0.40 U	0.28 U	--	0.25 U	0.34 U	0.18 U	0.25 U	1.00 U
4/5/06	0.27 U	0.25 U	4.81	0.29 U	0.27 U	0.23 U	0.40 U	1.00 U	--	0.25 U	0.34 U	0.18 U	0.25 U	1.00 U
9/26/06	0.27 U	0.25 U	1.00 U	0.29 U	0.27 U	0.23 U	0.40 U	1.00 U	--	0.25 U	0.34 U	0.18 U	0.25 U	0.36 U
4/18/07	0.27 U	0.25 U	13.70	0.29 U	0.27 U	0.23 U	0.40 U	1.00 U	--	0.25 U	0.34 U	0.18 U	0.25 U	2.47
10/4/07	0.27 U	0.25 U	34.09	0.29 U	0.27 U	1.00 U	0.40 U	0.28 U	--	0.25 U	0.34 U	1.00 U	1.00 U	1.00 U
3/27/08	0.21 U	0.15 U	20.83	0.13 U	0.15 U	0.26 U	0.43 U	--	1.73 U	0.15 U	0.12 U	0.22 U	0.20 U	0.20 U
3/5/09	0.12 U	0.20 U	0.14 U	0.12 U	0.13 U	0.12 U	0.23 U	--	1.25 U	0.20 U	0.17 U	0.11 U	0.11 U	0.16 U
9/22/09	1.00 U	1.00 U	17.90	1.00 U	1.00 U	0.39 J	0.83 J	1.00 U	0.40 J	1.00 U	1.00 U	0.34 J	0.28 J	1.03
7/29/10	1.00 U	1.00 U	29.00	1.00 U	1.00 U	1.00 U	2.00 U	20.00 U	--	1.00 U	1.00 U	1.00 U	1.00 U	4.00
9/21/10	2.00 U	2.00 U	24.00	2.00 U	2.00 U	2.00 U	4.00 U	2.00 U	2.00 U	2.00 U	2.00 U	2.00 U	2.00 U	1.95 J
4/26/11	1.00 U	6.20	9.60	1.00 U	1.00 U	1.00 U	--	1.00 U	2.00 U	1.00 U	1.00 U	--	1.00 U	1.00 U
9/15/11	1.00 U	1.00 U	1.00 U	1.00 U	1.00 U	1.00 U	--	1.00 U	2.00 U	1.00 U	1.00 U	--	1.00 U	2.30
3/8/12	1.00 U	1.00 U	24.00	1.00 U	1.00 U	1.00 U	--	1.00 U	1.00 U	1.00 U	1.00 U	--	1.00 U	1.80

Shaded concentrations represent MCL/GWPS exceedances

Printed on Recycled Paper

Gude Landfill
Monitoring Location OB10 - Volatile Organic Compounds

Printed 12/10/21

	Chloroform (ug/L)	Chloromethane (ug/L)	cis-1,2-Dichloroethene (ug/L)	cis-1,3-Dichloropropene (ug/L)	Dibromochloromethane (ug/L)	Ethylbenzene (ug/L)	m&p-Xylene (ug/L)	Methyl Iodide (ug/L)	Methyl Tertiary Butyl Ether (ug/L)	Methylene Bromide (ug/L)	Methylene Chloride (ug/L)	o-Xylene (ug/L)	Styrene (ug/L)	Tetrachloroethene (ug/L)
9/18/12	1.00 U	1.00 U	25.60	1.00 U	1.00 U	1.00 U	2.00 U	5.00 U	5.00 U	1.00 U	1.00 U	1.00 U	1.00 U	1.00 U
4/1/13	1.00 U	1.00 U	51.20	1.00 U	1.00 U	1.00 U	2.00 U	5.00 U	5.00 U	1.00 U	1.00 U	1.00 U	1.00 U	3.43
9/23/13	1.00 U	1.00 U	33.90	1.00 U	1.00 U	1.00 U	2.00 U	5.00 U	5.00 U	1.00 U	1.00 U	1.00 U	1.00 U	1.00 U
3/6/14	1.00 U	1.00 U	29.00	1.00 U	1.00 U	1.00 U	2.00 U	5.00 U	5.00 U	1.00 U	1.00 U	1.00 U	1.00 U	1.75
9/4/14	1.00 U	1.00 U	36.70	1.00 U	1.00 U	1.00 U	2.00 U	5.00 U	5.00 U	1.00 U	1.00 U	1.00 U	1.00 U	1.88
3/19/15	1.00 U	1.00 U	30.80	1.00 U	1.00 U	1.00 U	2.00 U	5.00 U	5.00 U	1.00 U	1.00 U	1.00 U	1.00 U	1.26
9/3/15	1.00 U	1.00 U	46.10	1.00 U	1.00 U	1.00 U	2.00 U	5.00 U	5.00 U	1.00 U	1.00 U	1.00 U	1.00 U	1.00 U
3/22/16	1.00 U	1.00 U	38.80	1.00 U	1.00 U	1.00 U	2.00 U	5.00 U	5.00 U	1.00 U	1.00 U	1.00 U	1.00 U	1.00 U
8/30/16	1.00 U	1.00 U	39.00	1.00 U	1.00 U	1.00 U	2.00 U	5.00 U	5.00 U	1.00 U	1.00 U	1.00 U	1.00 U	1.00 U
3/8/17	1.00 U	1.00 U	37.60	1.00 U	1.00 U	1.00 U	2.00 U	5.00 U	5.00 U	1.00 U	1.00 U	1.00 U	1.00 U	1.00 U
9/13/17	1.00 U	1.00 U	31.30	1.00 U	1.00 U	1.00 U	2.00 U	5.00 U	5.00 U	1.00 U	1.00 U	1.00 U	1.00 U	1.00 U
4/3/18	1.00 U	1.00 U	31.60	1.00 U	1.00 U	1.00 U	2.00 U	5.00 U	5.00 U	1.00 U	1.00 U	1.00 U	1.00 U	1.00 U
9/11/18	1.00 U	1.00 U	18.90	1.00 U	1.00 U	1.00 U	2.00 U	5.00 U	5.00 U	1.00 U	1.00 U	1.00 U	1.00 U	1.00 U
4/8/19	1.00 U	1.00 U	36.90	1.00 U	1.00 U	1.00 U	1.00 U	1.00 U	1.00 U	1.00 U	1.00 U	1.00 U	1.00 U	1.00 U
7/30/19	1.00 U	1.00 U	42.20	1.00 U	1.00 U	1.00 U	1.00 U	1.00 U	1.00 U	1.00 U	1.00 U	1.00 U	1.00 U	1.00 U
3/16/20	1.00 U	1.00 U	32.90	1.00 U	1.00 U	1.00 U	1.00 U	1.00 U	1.00 U	1.00 U	1.00 U	1.00 U	1.00 U	1.00 U
8/3/20	1.00 U	1.00 U	40.60	1.00 U	1.00 U	1.00 U	1.00 U	1.00 U	1.00 U	1.00 U	1.00 U	1.00 U	1.00 U	1.00 U
3/29/21	1.00 U	1.00 U	25.60	1.00 U	1.00 U	1.00 U	1.00 U	1.00 U	1.00 U	1.00 U	1.00 U	1.00 U	1.00 U	1.00 U
9/7/21	1.00 U	1.00 U	23.50	1.00 U	1.00 U	1.00 U	1.00 U	1.00 U	1.00 U	1.00 U	1.00 U	1.00 U	1.00 U	1.00 U

Gude Landfill
Monitoring Location OB10 - Volatile Organic Compounds

Printed 12/10/21

	Toluene (ug/L)	trans-1,2-Dichloroethene (ug/L)	trans-1,3-Dichloropropene (ug/L)	trans-1,4-Dichloro-2-butene (ug/L)	Trichloroethene (ug/L)	Trichlorofluoromethane (ug/L)	Vinyl Acetate (ug/L)	Vinyl Chloride (ug/L)	Xylene (ug/L)
MCL/ GWPS	1000	100			5			2	10000
9/5/01	1.00 U	2.19	0.13 U	0.14 U	50.56	1.00 U	--	--	--
3/13/02	0.24 U	1.00 U	0.13 U	0.14 U	25.98	1.00 U	--	--	--
6/3/03	1.00 U	1.79	0.13 U	1.00 U	14.45	1.00 U	--	--	--
10/9/03	1.00 U	1.00	0.13 U	0.14 U	19.73	0.18 U	--	2.13	--
3/29/04	0.24 U	0.22 U	0.13 U	1.00 U	15.42	1.00 U	--	5.87	--
9/21/04	0.32 U	1.80	0.24 U	0.30 U	33.16	1.00 U	--	9.43	--
4/6/05	0.32 U	1.07	0.24 U	1.00 U	15.67	0.36 U	--	5.66	--
9/21/05	0.32 U	1.96	0.24 U	0.30 U	23.54	0.36 U	--	9.35	--
4/5/06	0.32 U	0.45 U	0.24 U	0.30 U	8.76	0.36 U	--	0.32 U	--
9/26/06	0.32 U	0.45 U	0.24 U	0.30 U	1.00 U	0.36 U	--	0.32 U	--
4/18/07	0.32 U	1.00 U	0.24 U	0.30 U	10.60	0.36 U	--	2.43	--
10/4/07	1.00 U	5.04	0.24 U	0.30 U	28.64	0.36 U	--	16.03	--
3/27/08	0.28 U	1.12	0.08 U	--	1.31	0.07 U	--	2.15	--
3/5/09	0.12 U	0.14 U	0.13 U	--	0.13 U	0.10 U	--	0.18 U	--
9/22/09	0.27 U	2.39	1.00 U	1.00 U	13.30	1.00 U	--	6.07	--
7/29/10	1.00 U	4.00	1.00 U	5.00 U	16.00	1.00 U	1.00 U	7.00	--
9/21/10	2.00 U	3.94	2.00 U	2.00 U	13.40	2.00 U	2.00 U	11.70	--
4/26/11	1.00 U	1.00 U	1.00 U	5.00 U	1.00 U	1.00 U	1.00 U	1.00 U	1.00 U
9/15/11	1.00 U	3.90	1.00 U	5.00 U	11.00	1.00 U	1.00 U	17.00	1.00 U
3/8/12	1.00 U	1.00 U	1.00 U	5.00 U	12.00	1.00 U	1.00 U	9.00	1.00 U

Shaded concentrations represent MCL/GWPS exceedances

Printed on Recycled Paper

Gude Landfill
Monitoring Location OB10 - Volatile Organic Compounds

Printed 12/10/21

	Toluene (ug/L)	trans-1,2-Dichloroethene (ug/L)	trans-1,3-Dichloropropene (ug/L)	trans-1,4-Dichloro-2-butene (ug/L)	Trichloroethene (ug/L)	Trichlorofluoromethane (ug/L)	Vinyl Acetate (ug/L)	Vinyl Chloride (ug/L)	Xylene (ug/L)
9/18/12	1.00 U	1.00 U	1.00 U	5.00 U	14.40	1.00 U	5.00 U	12.50	--
4/1/13	1.00 U	5.16	1.00 U	5.00 U	25.40	1.00 U	5.00 U	26.60	--
9/23/13	1.00 U	2.22	1.00 U	5.00 U	17.90	1.00 U	5.00 U	14.40	--
3/6/14	1.00 U	2.61	1.00 U	5.00 U	12.60	1.00 U	5.00 U	15.20	--
9/4/14	1.00 U	3.11	1.00 U	5.00 U	13.10	1.00 U	5.00 U	19.20	--
3/19/15	1.00 U	2.61	1.00 U	5.00 U	10.00	1.00 U	5.00 U	17.10	--
9/3/15	1.00 U	3.05	1.00 U	5.00 U	15.60	1.00 U	5.00 U	23.50	--
3/22/16	1.00 U	2.43	1.00 U	5.00 U	11.90	1.00 U	5.00 U	18.20	--
8/30/16	1.00 U	2.39	1.00 U	5.00 U	10.20	1.00 U	5.00 U	18.10	--
3/8/17	1.00 U	2.17	1.00 U	5.00 U	8.95	1.00 U	5.00 U	15.40	--
9/13/17	1.00 U	1.87	1.00 U	5.00 U	6.50	1.00 U	5.00 U	13.20	--
4/3/18	1.00 U	2.32	1.00 U	5.00 U	4.26	1.00 U	5.00 U	16.30	--
9/11/18	1.00 U	1.31	1.00 U	5.00 U	3.17	1.00 U	5.00 U	10.50	--
4/8/19	1.00 U	2.20	1.00 U	1.00 U	5.80	1.00 U	1.00 U	20.90	--
7/30/19	1.00 U	2.90	1.00 U	1.00 U	6.00	1.00 U	1.00 U	28.10	--
3/16/20	1.00 U	1.80	1.00 U	1.00 U	3.10	1.00 U	1.00 U	19.20	--
8/3/20	1.00 U	2.30	1.00 U	1.00 U	2.50	1.00 U	1.00 U	27.30	--
3/29/21	1.00 U	1.90	1.00 U	1.00 U	2.20	1.00 U	1.00 U	27.80	--
9/7/21	1.00 U	1.60	1.00 U	1.00 U	2.50	1.00 U	1.00 U	21.40	--

Gude Landfill
Monitoring Location OB11 - General Parameters

Printed 12/10/21

	Alkalinity (mg/L)	Ammonia Nitrogen (mg/L)	Chemical Oxygen Demand (mg/L)	Chloride (mg/L)	Cyanide, Total (mg/L)	Dissolved Oxygen, Field (mg/L)	Hardness (mg/L)	Nitrate (mg/L)	Nitrate+Nitrite (mg/L)	Nitrite (mg/L)	ORP, Field (mV)	pH, Field (SU)	pH, Lab (SU)	Phosphate (mg/L)
MCL/ GWPS					0.2			10		1				
4/27/01	--	--	--	94.6452	0.001 U	--	--	--	--	--	--	--	--	--
9/4/01	--	--	--	96.8634	0.003	--	--	--	--	--	--	--	--	--
3/13/02	--	--	--	107.3320	0.002	--	--	--	--	--	--	--	--	--
9/16/02	--	--	--	41.4197	0.001 U	--	--	--	--	--	--	--	--	--
6/3/03	--	--	--	156.2980	0.002 U	--	--	--	--	--	--	--	--	0.018
10/9/03	--	--	--	--	0.002 U	--	--	--	--	--	--	--	--	0.017
3/25/04	--	--	--	--	0.005 U	--	--	--	--	--	--	--	--	0.010 U
9/21/04	--	--	--	--	0.005 U	--	--	--	--	--	--	--	--	0.047
4/6/05	--	--	--	--	0.005 U	--	--	--	--	--	--	--	--	0.003 U
9/21/05	--	--	--	--	0.002 U	--	--	--	--	--	--	--	--	0.016
4/4/06	--	--	--	--	0.002 U	--	--	--	--	--	--	--	--	0.020
9/25/06	--	--	--	--	0.002	--	--	--	--	--	--	--	--	0.044
4/17/07	--	--	--	--	0.002 U	--	--	--	--	--	--	--	--	0.048
10/3/07	--	--	--	--	0.005 U	--	--	--	--	--	--	--	--	--
3/26/08	--	--	--	--	--	--	--	--	--	--	--	--	--	--
9/24/08	--	--	--	--	--	--	--	--	--	--	--	--	--	--
9/22/09	201.0	0.20 U	27.5	330.0000	--	--	550.0	0.2000 U	--	--	--	--	--	--
7/26/10	--	--	--	--	0.050 U	--	--	--	--	--	--	--	--	--
9/15/10	200.0	0.20 U	29.0	358.0000	--	--	600.0	0.2000 U	0.20 U	0.05 U	--	--	--	--

Gude Landfill
Monitoring Location OB11 - General Parameters

Printed 12/10/21

	Alkalinity (mg/L)	Ammonia Nitrogen (mg/L)	Chemical Oxygen Demand (mg/L)	Chloride (mg/L)	Cyanide, Total (mg/L)	Dissolved Oxygen, Field (mg/L)	Hardness (mg/L)	Nitrate (mg/L)	Nitrate+Nitrite (mg/L)	Nitrite (mg/L)	ORP, Field (mV)	pH, Field (SU)	pH, Lab (SU)	Phosphate (mg/L)
4/20/11	211.0	0.20 U	32.5	259.0000	--	--	563.0	0.2000 U	0.20 U	0.05 U	--	--	--	--
9/6/11	215.0	0.20 U	22.4	371.0000	--	--	581.0	0.2000 U	0.20 U	0.05 U	--	--	--	--
3/12/12	217.0	0.20 U	32.8	407.0000	--	--	596.0	0.2000 U	0.20 U	0.05 U	--	--	--	--
9/13/12	219.0	0.20 U	24.0	398.0000	--	--	592.0	0.2000 U	0.20 U	0.05 U	--	--	--	--
3/26/13	221.0	0.20 U	37.8	397.0000	--	0.04	576.0	0.2000 U	0.20 U	0.05 U	385.0	5.81	--	--
9/12/13	228.0	0.20 U	22.5	392.0000	--	0.03	606.0	0.2000 U	0.20 U	0.05 U	327.0	5.41	--	--
9/16/13	--	--	--	--	--	1.30	480.0	--	--	--	-22.5	6.00	--	--
9/19/13	--	--	--	--	--	0.23	580.0	--	--	--	210.9	5.55	--	--
3/11/14	223.0	0.20 U	31.6	398.0000	--	0.02	612.0	0.2000 U	--	--	348.0	5.47	--	--
9/10/14	283.0	0.20 U	37.5	417.0000	--	1.80	606.0	0.2000 U	0.20 U	0.05 U	328.0	5.77	--	--
3/19/15	202.0	0.20 U	29.3	394.0000	--	1.00	650.0	0.2000 U	0.20 U	0.05 U	347.0	6.16	--	--
9/1/15	218.0	0.20 U	25.3	426.0000	--	--	650.0	0.2000 U	0.20 U	0.05 U	323.0	5.67	--	--
3/21/16	214.0	0.20 U	30.4	438.0000	--	0.00	650.0	0.2000 U	0.20 U	0.05 U	391.0	5.73	--	--
8/30/16	228.0	0.20 U	30.3	424.0000	--	--	72.0	0.2000 U	0.20 U	0.05 U	295.0	5.46	--	--
3/8/17	240.0	0.20 U	25.3	436.0000	--	--	700.0	0.2000 U	0.20 U	0.05 U	355.0	5.68	--	--
9/14/17	241.0	0.20 U	28.0	445.0000	--	0.10	640.0	0.2000 U	0.20 U	0.05 U	381.0	5.73	--	--
3/29/18	249.0	0.20 U	41.8	432.0000	--	--	720.0	0.2000 U	0.20 U	0.05 U	201.0	5.55	--	--
9/5/18	247.0	0.20 U	32.2	467.0000	--	--	692.0	0.2000 U	0.20 U	0.05 U	195.0	5.71	--	--
4/10/19	255.0	0.10 U	34.0	458.0000	--	0.10	751.0 B	0.5000	--	--	159.4	5.63	5.50	--
7/29/19	252.0	0.10 U	38.4	453.0000	--	0.22	615.0 B	0.7000	--	--	200.0	5.61	5.14	--
3/11/20	256.0	0.10 U	36.4	438.0000	--	0.62	780.0	0.2000 U	--	--	71.2	5.79	5.86	--
7/30/20	250.0	0.10 U	42.4	429.0000	--	0.53	668.0	1.0300	--	--	179.4	5.73	5.81	--

Gude Landfill
Monitoring Location OB11 - General Parameters

Printed 12/10/21

	Alkalinity (mg/L)	Ammonia Nitrogen (mg/L)	Chemical Oxygen Demand (mg/L)	Chloride (mg/L)	Cyanide, Total (mg/L)	Dissolved Oxygen, Field (mg/L)	Hardness (mg/L)	Nitrate (mg/L)	Nitrate+Nitrite (mg/L)	Nitrite (mg/L)	ORP, Field (mV)	pH, Field (SU)	pH, Lab (SU)	Phosphate (mg/L)
3/31/21	287.0	0.10 U	31.4	468.0000	--	0.07	660.0	0.0000	--	--	161.3	5.65	5.79	--
9/3/21	277.0	0.05 U	39.4	433.0000	--	0.59	622.0	0.0450	--	--	160.2	6.18	6.15	--

Gude Landfill
Monitoring Location OB11 - General Parameters

Printed 12/10/21

	Specific Conductivity, Field (uS/cm)	Specific Conductivity, Lab (umhos/cm)	Sulfate, total (mg/L)	Sulfide (mg/L)	Temperature, field (°C)	Total Dissolved Solids (mg/L)	Total Phenolics (mg/L)	Total Suspended Solids (mg/L)	Turbidity (NTU)	Turbidity, Field (NTU)
MCL/ GWPS										
4/27/01	--	--	--	--	--	--	--	--	0.100	--
9/4/01	--	--	--	--	--	--	--	--	1.500	--
3/13/02	--	--	--	--	--	--	--	--	3.660	--
9/16/02	--	--	--	--	--	--	--	--	2.500	--
6/3/03	--	--	--	--	--	--	0	--	1.600	--
10/9/03	--	--	--	--	--	--	0 U	--	--	--
3/25/04	--	--	--	--	--	--	0 U	--	--	--
9/21/04	--	--	--	--	--	--	0 U	--	--	--
4/6/05	--	--	--	--	--	--	0 U	--	--	--
9/21/05	--	--	--	--	--	--	0	--	--	--
4/4/06	--	--	--	--	--	--	0	--	--	--
9/25/06	--	--	--	--	--	--	0	--	--	--
4/17/07	--	--	--	--	--	--	0 U	--	--	--
10/3/07	--	--	--	--	--	--	0 U	--	--	--
3/26/08	--	--	--	--	--	--	0 U	--	--	--
9/24/08	--	--	--	--	--	--	0 U	--	--	--
9/22/09	--	--	8.96	--	--	1208.0	--	--	1.160	--
7/26/10	--	--	--	3.0 U	--	--	--	--	--	--
9/15/10	--	--	9.53	--	--	1416.0	--	--	5.750	--

Gude Landfill

Monitoring Location OB11 - General Parameters

	Specific Conductivity, Field (uS/cm)	Specific Conductivity, Lab (umhos/cm)	Sulfate, total (mg/L)	Sulfide (mg/L)	Temperature, field (°C)	Total Dissolved Solids (mg/L)	Total Phenolics (mg/L)	Total Suspended Solids (mg/L)	Turbidity (NTU)	Turbidity, Field (NTU)
4/20/11	--	--	9.48	--	--	1116.0	--	--	0.733	--
9/6/11	--	--	10.20	--	--	1036.0	--	--	--	--
3/12/12	--	--	11.20	--	--	1404.0	--	--	--	--
9/13/12	--	--	10.30	--	--	1212.0	--	--	--	--
3/26/13	1.8	--	10.50	--	16.2	1018.0	--	--	--	0.00
9/12/13	1539.0	--	12.20	--	17.2	1122.0	--	--	--	0.00
9/16/13	1.0	--	--	--	17.0	--	--	--	2.800	3.42
9/19/13	1.5	--	--	--	14.4	--	--	--	0.410	7.50
3/11/14	1526.0	--	11.90	--	16.5	1060.0	--	--	--	1.51
9/10/14	1627.0	--	11.70	--	17.0	1074.0	--	--	--	0.30
3/19/15	1352.0	--	10.70	--	15.5	920.0	--	--	--	0.00
9/1/15	1611.0	--	9.58	--	17.9	983.0	--	--	--	1.91
3/21/16	1538.0	--	11.40	--	14.1	960.0	--	--	--	7.20
8/30/16	1637.0	--	12.90	--	17.0	982.0	--	--	--	0.00
3/8/17	1599.0	--	12.70	--	16.1	799.0	--	--	--	0.00
9/14/17	1835.0	--	11.20	--	18.2	1160.0	--	--	--	6.30
3/29/18	1676.0	--	12.80	--	16.8	999.0	--	--	--	0.00
9/5/18	1752.0	--	12.10	--	20.5	1020.0	--	--	--	1.80
4/10/19	2199.0	1830.0	12.60	--	15.8	1440.0	--	2.6 U	0.500 U	1.80
7/29/19	1680.0	1820.0	22.20	--	17.4	1390.0	--	4.0 U	0.500 U	0.00
3/11/20	1689.0	1840.0	12.40	--	14.8	1090.0	--	4.0	1.200	0.50
7/30/20	1614.0	1900.0	11.70	--	18.2	1020.0	--	5.0 J	0.500 U	0.50

Gude Landfill

Printed 12/10/21

Monitoring Location OB11 - General Parameters

	Specific Conductivity, Field (uS/cm)	Specific Conductivity, Lab (umhos/cm)	Sulfate, total (mg/L)	Sulfide (mg/L)	Temperature, field (°C)	Total Dissolved Solids (mg/L)	Total Phenolics (mg/L)	Total Suspended Solids (mg/L)	Turbidity (NTU)	Turbidity, Field (NTU)
3/31/21	1784.0	1980.0	12.20	--	16.5	1070.0	--	13.7	3.630	4.95
9/3/21	1691.0	1840.0	12.40	--	17.3	1500.0	--	2.6 U	0.751	0.70

Gude Landfill
Monitoring Location OB11 - Dissolved Metals

Printed 12/10/21

	Antimony, dissolved (mg/L)	Arsenic, dissolved (mg/L)	Barium, dissolved (mg/L)	Beryllium, dissolved (mg/L)	Cadmium, dissolved (mg/L)	Calcium, dissolved (mg/L)	Chromium, dissolved (mg/L)	Cobalt, dissolved (mg/L)	Copper, dissolved (mg/L)	Iron, dissolved (mg/L)	Lead, dissolved (mg/L)	Magnesium, dissolved (mg/L)	Manganese, dissolved (mg/L)	Mercury, dissolved (mg/L)
MCL/ GWPS	0.006	0.01	2	0.004	0.005		0.1				0.015			0.002
4/20/11	0.005 U	0.005 U	0.030	0.005 U	0.011	123.0	0.01 U	0.01 U	0.008	0.6	0.005 U	61.1	0.827	0.0007
9/6/11	--	--	--	--	--	--	--	--	--	--	--	--	--	--
3/12/12	0.005 U	0.005 U	0.030	0.005 U	0.010	130.0	0.01 U	0.01 U	0.007	0.7	0.005 U	66.5	--	0.0006
9/13/12	0.005 U	0.005 U	0.032	0.005 U	0.010	140.0	0.01 U	0.01 U	0.008	0.8	0.005 U	69.1	0.797	0.0008
3/26/13	0.005 U	0.005 U	0.030	0.005 U	0.011	134.0	0.01 U	0.01 U	0.016	0.7	0.005 U	69.2	0.806	0.0009
9/12/13	0.005 U	0.005 U	0.029	0.005 U	0.010	142.0	0.01 U	0.01 U	0.008	0.6	0.005 U	69.7	0.787	0.0007
9/16/13	--	--	--	--	--	--	--	--	--	--	--	--	--	--
9/19/13	--	--	--	--	--	--	--	--	--	--	--	--	--	--
3/11/14	0.005 U	0.005 U	0.031	0.005 U	0.011	127.0	0.01 U	0.01 U	0.007	0.6	0.005 U	65.7	0.840	0.0016
9/10/14	0.005 U	0.005 U	0.032	0.005 U	0.011	141.0	0.01 U	0.01 U	0.008	0.7	0.005 U	70.8	0.855	0.0008
3/19/15	0.002 U	0.002 U	0.022	0.002 U	0.012	130.0	0.00 J	0.01 U	0.003 J	0.0 U	0.002 U	73.0	0.830	0.0010
9/1/15	0.001 U	0.003	0.024	0.001 U	0.011	140.0	0.01 U	0.01 U	0.005 U	0.0 U	0.001 U	71.0	0.890	0.0011
3/21/16	0.002 U	0.002 U	0.025	0.002 U	0.011	133.0	0.01	0.00 U	0.003	0.9	0.002 U	71.9	0.849	0.0009
8/30/16	0.002 U	0.002	0.028	0.002 U	0.011	135.0	0.00 U	0.00 U	0.004	0.8	0.002 U	75.5	0.974	0.0006
3/8/17	0.002 U	0.005	0.026	0.002 U	0.012	140.0	0.00 U	0.00	0.009	1.0	0.002 U	74.9	1.030	0.0002 U
9/14/17	0.002 U	0.002 U	0.024	0.002 U	0.012	139.0	0.01	0.00 U	0.003	0.8	0.002 U	76.3	1.080	0.0002 U
3/29/18	0.002 U	0.002	0.025	0.002 U	0.014	146.0	0.01	0.00 U	0.004	0.2 U	0.002 U	76.4	1.230	0.0003
9/5/18	0.002 U	0.002	0.024	0.002 U	0.013	148.0	0.02	0.00 U	0.004	0.1 U	0.002 U	77.5	1.300	0.0002 U

Gude Landfill

Monitoring Location OB11 - Dissolved Metals

	Nickel, dissolved (mg/L)	Potassium, dissolved (mg/L)	Selenium, dissolved (mg/L)	Silver, dissolved (mg/L)	Sodium, dissolved (mg/L)	Thallium, dissolved (mg/L)	Vanadium, dissolved (mg/L)	Zinc, dissolved (mg/L)
MCL/ GWPS			0.05			0.002		
4/20/11	0.03	4.8	0.006	0.01 U	63.4	0.005 U	0.01 U	0.045
9/6/11	0.03	--	--	--	--	--	--	--
3/12/12	0.03	5.2	0.005 U	0.01 U	68.3	0.005 U	0.01 U	0.043
9/13/12	0.04	5.7	0.006	0.01 U	72.0	0.005 U	0.01 U	0.043
3/26/13	0.04	5.5	0.007	0.01 U	76.0	0.005 U	0.01 U	0.045
9/12/13	0.03	4.9	0.006	0.01 U	72.6	0.005 U	0.01 U	0.043
9/16/13	0.03	--	--	--	--	--	--	--
9/19/13	0.03	--	--	--	--	--	--	--
3/11/14	0.03	5.0	0.006	0.01 U	70.9	0.005 U	0.01 U	0.043
9/10/14	0.04	4.8	0.007	0.01 U	79.7	0.005 U	0.01 U	0.041
3/19/15	0.04	5.5	0.006 J	0.01 U	85.0	0.002 U	0.01 U	0.043
9/1/15	0.04	5.6	0.010	0.00 U	80.0	0.001 U	0.01 U	0.043
3/21/16	0.03	4.6	0.007	0.00 U	79.4	0.001 U	0.00 U	0.036
8/30/16	0.03	5.0	0.007	0.00 U	84.5	0.001 U	0.00 U	0.036
3/8/17	0.04	4.6	0.008	0.00 U	87.1	0.001 U	0.00	0.041
9/14/17	0.03	4.5	0.005	0.00 U	89.4	0.001 U	0.00 U	0.037
3/29/18	0.03	4.8	0.010	0.00 U	93.0	0.001 U	0.00	0.038
9/5/18	0.03	4.4	0.007	0.00 U	89.4	0.001 U	0.00	0.043

Gude Landfill
Monitoring Location OB11 - Total Metals

Printed 12/10/21

	Antimony, total (mg/L)	Arsenic, total (mg/L)	Barium, total (mg/L)	Beryllium, total (mg/L)	Boron, total (mg/L)	Cadmium, total (mg/L)	Calcium, total (mg/L)	Chromium, total (mg/L)	Cobalt, total (mg/L)	Copper, total (mg/L)	Iron, total (mg/L)	Lead, total (mg/L)
MCL/ GWPS	0.006	0.01	2	0.004		0.005		0.1				0.015
4/27/01	0.0007 U	0.0020 U	0.0154	0.0005 U	--	0.0049	--	0.0020 U	0.0007 U	0.0151	--	0.00130 U
9/4/01	0.0020 U	0.0020 U	0.0199	0.0017 U	--	0.0059	--	0.0020 U	0.0020 U	0.0061	--	0.00200 U
3/13/02	0.0005 U	0.0020 U	0.0209	0.0017 U	--	0.0074	--	0.0020 U	0.0004 U	0.0090	--	0.00220
9/16/02	0.0007 U	0.0020 U	0.0435	0.0004 U	--	0.0020 U	--	0.0020	0.0027	0.0122	--	0.00200 U
6/3/03	0.0007 U	0.0020 U	0.0266	0.0004 U	--	0.0054	--	0.0020 U	0.0020 U	0.0213	--	0.00200 U
10/9/03	0.0009 U	0.0020 U	0.0334	0.0016 U	--	0.0051	--	0.0020 U	0.0025	0.0100 U	--	0.00200 U
3/25/04	0.0009 U	0.0020 U	0.2086	0.0016 U	--	0.0034	--	0.0020 U	0.0613	0.0100 U	--	0.00200 U
9/21/04	0.0028 U	0.0020 U	0.0803	0.0012 U	--	0.0081	--	0.0023	0.0027	0.0135	--	0.00740
4/6/05	0.0028 U	0.0055	0.1537	0.0012 U	--	0.0036	--	0.0007 U	0.0452	0.0164	--	0.00280
9/21/05	0.0028 U	0.0020 U	0.0559	0.0012 U	--	0.0023	--	0.0020 U	0.0020 U	0.0112	--	0.00260
4/4/06	0.0006 U	0.0020 U	0.0535	0.0007 U	--	0.0056	--	0.0020 U	0.0020 U	0.0090	--	0.00230
9/25/06	0.0007 U	0.0020 U	0.0229	0.0009 U	--	0.0099	--	0.0027	0.0020 U	0.0091	--	0.00200 U
4/17/07	0.0007 U	0.0021	0.0258	0.0009 U	0.322	--	--	0.0020 U	0.0020 U	0.0083	--	0.00200 U
10/3/07	0.0007 U	0.0020 U	0.0320	0.0009 U	0.236	--	--	0.0037	0.0036	0.0069	--	0.00070 U
3/26/08	0.0005 U	0.0024	0.0267	0.0010 U	0.400 U	--	--	0.0020 U	0.0020 U	0.0063	--	0.00200 U
9/24/08	0.0010 U	0.0040 U	0.0331	0.0020 U	0.400 U	--	--	0.0016 U	0.0024 U	0.0062	--	0.00200 U
3/9/09	0.0010 U	0.0100 U	0.0286	0.0012 U	0.348	--	--	0.0100 U	0.0100 U	0.0100 U	--	0.00070 U
9/22/09	0.0020 U	0.0020 U	0.0272	0.0020 U	--	0.0088	126.00	0.0020 U	0.0019 J	0.0083	0.4540	0.00200 U
7/26/10	0.0010 U	0.0013	0.0220	0.0010 U	--	0.0100	--	0.0019	0.0018	0.0045	--	0.00100 U
9/15/10	0.0050 U	0.0050 U	0.0261	0.0050 U	--	0.0090	133.00	0.0050 U	0.0050 U	0.0112	1.2200	0.00500 U
4/20/11	0.0050 U	0.0050 U	0.0301	0.0050 U	--	0.0100	134.00 J	0.0050 U	0.0050 U	0.0078	1.2700	0.00500 U
9/6/11	0.0050 U	0.0050 U	0.0292	0.0050 U	--	0.0101	132.30	0.0050 U	0.0050 U	0.0064	0.7380	0.00500 U
3/12/12	0.0050 U	0.0050 U	0.0295	0.0050 U	--	0.0104	132.00	0.0050 U	0.0050 U	0.0089	0.7260	0.00500 U

Shaded concentrations represent MCL/GWPS exceedances

Printed on Recycled Paper

Gude Landfill
Monitoring Location OB11 - Total Metals

Printed 12/10/21

	Antimony, total (mg/L)	Arsenic, total (mg/L)	Barium, total (mg/L)	Beryllium, total (mg/L)	Boron, total (mg/L)	Cadmium, total (mg/L)	Calcium, total (mg/L)	Chromium, total (mg/L)	Cobalt, total (mg/L)	Copper, total (mg/L)	Iron, total (mg/L)	Lead, total (mg/L)
9/13/12	0.0050 U	0.0050 U	0.0282	0.0050 U	--	0.0104	133.00	0.0050 U	0.0050 U	0.0081	0.6560	0.00500 U
3/26/13	0.0050 U	0.0050 U	0.0299	0.0050 U	--	0.0110	132.00	0.0050 U	0.0050 U	0.0153	0.6740	0.00500 U
9/12/13	0.0050 U	0.0050 U	0.0289	0.0050 U	--	0.0103	135.00	0.0050 U	0.0050 U	0.0083	0.6380	0.00500 U
9/16/13	0.0050 U	0.0011	0.0500	0.0010 U	--	0.0028	100.00	0.0011	0.0026	0.0027	10.0000 U	0.00053 J
9/19/13	0.0050 U	0.0006 J	0.0220	0.0010 U	--	0.0098	120.00	0.0010 U	0.0015	0.0029	0.1000 U	0.00100 U
3/11/14	0.0050 U	0.0050 U	0.0329	0.0050 U	--	0.0109	117.00	0.0050 U	0.0050 U	0.0073	0.6410	0.00500 U
9/10/14	0.0050 U	0.0050 U	0.0323	0.0050 U	--	0.0110	138.00	0.0050 U	0.0050 U	0.0074	0.7410	0.00500 U
3/19/15	0.0020 U	0.0020	0.0230	0.0020 U	--	0.0120	130.00	0.0051 J	0.0100 U	0.0036 J	0.0050 U	0.00200 U
9/1/15	0.0010 U	0.0021	0.0240	0.0010 U	--	0.0110	140.00	0.0056	0.0050 U	0.0050 U	0.0050 U	0.00100 U
3/21/16	0.0020 U	0.0020 U	0.0254	0.0020 U	--	0.0112	132.00	0.0048	0.0020 U	0.0031	0.9920	0.00200 U
8/30/16	0.0020 U	0.0020 U	0.0257	0.0020 U	--	0.0107	130.00	0.0020 U	0.0020 U	0.0040	0.9690	0.00200 U
3/8/17	0.0020 U	0.0062	0.0266	0.0020 U	--	0.0128	138.00	0.0084	0.0021	0.0063	0.9110	0.00200 U
9/14/17	0.0050 U	0.0050 U	0.0310	0.0050 U	--	0.0137	145.00	0.0050 U	0.0050 U	0.0071	0.8980	0.00500 U
3/29/18	0.0020 U	0.0025	0.0247	0.0020 U	--	0.0136	146.00	0.0099	0.0020 U	0.0041	0.2000 U	0.00200 U
9/5/18	0.0020 U	0.0025	0.0255	0.0020 U	--	0.0125	148.00	0.0112	0.0020 U	0.0043	0.0500 U	0.00200 U
4/10/19	0.0010 U	0.0010 U	0.0267	0.0010 U	--	0.0141	145.00 B	0.0015	0.0018	0.0052	0.1000 U	0.00100 U
7/29/19	0.0010 U	0.0010 U	0.0281	0.0010 U	--	0.0118	120.00 B	0.0020	0.0020	0.0097	0.1120	0.00100 U
3/11/20	0.0010 U	0.0010 U	0.0297	0.0010 U	--	0.0126	145.00	0.0019	0.0019	0.0106	0.1030	0.00100 U
7/30/20	0.0010 U	0.0010 U	0.0303	0.0010 U	--	0.0117	124.00	0.0015	0.0019	0.0044	0.0526 J	0.00100 U
3/31/21	0.0010 U	0.0010 U	0.0262	0.0010 U	--	0.0127	124.00	0.0012	0.0023	0.0063	0.3180	0.00100 U
9/3/21	0.0011	0.0010 U	0.0491	0.0010 U	--	0.0202	119.00	0.0010 U	0.0022	0.0241	0.0500 J	0.00100 U

Gude Landfill
Monitoring Location OB11 - Total Metals

Printed 12/10/21

	Magnesium, total (mg/L)	Manganese, total (mg/L)	Mercury, total (mg/L)	Nickel, total (mg/L)	Potassium, total (mg/L)	Selenium, total (mg/L)	Silver, total (mg/L)	Sodium, total (mg/L)	Thallium, total (mg/L)	Tin, total (mg/L)	Vanadium, total (mg/L)
MCL/ GWPS			0.002			0.05			0.002		
4/27/01	--	0.20910	0.000300	0.0086	--	0.00180 U	0.0052 U	--	0.0009 U	0.2000 U	0.00060 U
9/4/01	--	0.38840	0.000200 U	0.0105	--	0.00200 U	0.0044 U	--	0.0009 U	0.2000 U	0.00070 U
3/13/02	--	0.31650	0.000200	0.0114	--	0.00200 U	0.0044 U	--	0.0009 U	0.2000 U	0.00070 U
9/16/02	--	2.25400	0.000100 U	0.0065	--	0.00280	0.0096 U	--	0.0010 U	0.0020 U	0.00030 U
6/3/03	--	0.26740	0.000200	0.0129	--	0.00120 U	0.0096 U	--	0.0010 U	0.0008 U	0.00200 U
10/9/03	--	0.56590	0.000200	0.0137	--	0.00200 U	0.0022 U	--	0.0004 U	0.0003 U	0.00200 U
3/25/04	--	0.02000 U	0.000200 U	0.0354	--	0.00200 U	0.0022 U	--	0.0010 U	0.0003 U	0.00040 U
9/21/04	--	0.70360	0.000500	0.0167	--	0.00200 U	0.0018 U	--	0.0006 U	0.0020 U	0.00200 U
4/6/05	--	5.36500	0.000400	0.0382	--	0.00340	0.0018 U	--	0.0006 U	0.0050 U	0.00200 U
9/21/05	--	0.63130	0.000800	0.0176	--	0.00200 U	0.0018 U	--	0.0006 U	0.0050 U	0.00040 U
4/4/06	--	0.59760	0.001900	0.0178	--	0.00200	0.0004 U	--	0.0004 U	0.0050 U	0.00040 U
9/25/06	--	0.88410	0.003000	0.0292	--	0.00200 U	0.0005 U	--	0.0007 U	0.0050 U	0.00070 U
4/17/07	--	--	0.003100	0.0279	--	0.00360	0.0005 U	--	0.0007 U	0.0500 U	0.00070 U
10/3/07	--	--	0.000700	0.0276	--	0.00430	0.0005 U	--	0.0007 U	0.0020 U	0.00070 U
3/26/08	--	--	0.002200	0.0249	--	0.00290	0.0001 U	--	0.0001 U	0.0500 U	0.00200 U
9/24/08	--	--	0.000500	0.0207	--	0.00400 U	0.0016 U	--	0.0012 U	0.0011 U	0.00120 U
3/9/09	--	--	0.001900	0.0275	--	0.01000 U	0.0043 U	--	0.0008 U	0.0011 U	0.00080 U
9/22/09	60.100	0.86200	0.002200	0.0361	4.560	0.00490	0.0020 U	56.70	0.0020 U	--	0.00200 U
7/26/10	--	--	0.003500	0.0370	--	0.00100 U	0.0010 U	--	0.0010 U	0.0050 U	0.00500 U
9/15/10	67.900	0.88400	0.002540	0.0375	4.900	0.00780	0.0050 U	68.80	0.0050 U	--	0.00500 U
4/20/11	66.600	0.86900	0.001650	0.0331	4.820	0.00610	0.0050 U	67.90	0.0050 U	--	0.00500 U
9/6/11	66.600	0.76800	0.001020	--	4.700	0.00568	0.0050 U	68.50	0.0050 U	--	0.00500 U
3/12/12	67.400	0.75800	0.000980	0.0326	5.130	0.00500 U	0.0050 U	68.00	0.0050 U	--	0.00500 U

Shaded concentrations represent MCL/GWPS exceedances

Printed on Recycled Paper

Gude Landfill
Monitoring Location OB11 - Total Metals

Printed 12/10/21

	Magnesium, total (mg/L)	Manganese, total (mg/L)	Mercury, total (mg/L)	Nickel, total (mg/L)	Potassium, total (mg/L)	Selenium, total (mg/L)	Silver, total (mg/L)	Sodium, total (mg/L)	Thallium, total (mg/L)	Tin, total (mg/L)	Vanadium, total (mg/L)
9/13/12	64.400	0.85800	0.001180	0.0365	5.190	0.01100	0.0050 U	68.00	0.0050 U	--	0.00500 U
3/26/13	68.900	0.79300	0.001360	0.0361	5.450	0.00674	0.0050 U	75.80	0.0050 U	--	0.00500 U
9/12/13	67.000	0.76000	0.001061	0.0349	5.170	0.00545	0.0050 U	71.30	0.0050 U	--	0.00500 U
9/16/13	56.000	0.77000	0.002600	--	11.000	0.00100 U	0.0010 U	59.00	0.0010 U	--	0.00500 U
9/19/13	68.000	0.78000	0.002100	--	4.300	0.00100 U	0.0010 U	71.00	0.0010 U	--	0.00500 U
3/11/14	57.600	0.84500	0.002620	0.0320	4.980	0.00500 U	0.0050 U	62.00	0.0050 U	--	0.00500 U
9/10/14	70.200	0.85800	0.001412	0.0356	4.710	0.00680	0.0050 U	77.70	0.0050 U	--	0.00500 U
3/19/15	76.000	0.86000	0.002800	0.0400	5.300	0.00540 J	0.0100 U	77.00	0.0020 U	--	0.01000 U
9/1/15	73.000	0.89000	0.001900	0.0340	5.600	0.00820	0.0010 U	82.00	0.0010 U	--	0.00500 U
3/21/16	72.200	0.82900	0.001100	0.0308	4.650	0.00685	0.0020 U	78.20	0.0010 U	--	0.00200 U
8/30/16	71.800	0.94800	0.000806	0.0316	4.790	0.00593	0.0020 U	81.10	0.0010 U	--	0.00200 U
3/8/17	73.900	1.02000	0.000792	0.0406	4.580	0.00928	0.0020 U	85.70	0.0010 U	--	0.00358
9/14/17	80.600	1.13000	0.001303	0.0314	4.700	0.00500 U	0.0050 U	94.40	0.0050 U	--	0.00500 U
3/29/18	75.800	1.26000	0.000898	0.0329	4.580	0.01070	0.0020 U	91.40	0.0010 U	--	0.00200 U
9/5/18	78.000	1.27000	0.000942	0.0353	4.560	0.00684	0.0020 U	89.00	0.0010 U	--	0.00284
4/10/19	94.200	1.53000	0.004000	0.0352	5.170	0.00100 U	0.0010 U	115.00	0.0010 U	--	0.00100 U
7/29/19	76.600	1.35000	0.002730	0.0337	5.390	0.00100 U	0.0010 U	90.40 B	0.0010 U	--	0.00100 U
3/11/20	102.000	1.63000	0.003930	0.0346	5.610	0.00100 U	0.0010 U	99.70	0.0010 U	--	0.00100 U
7/30/20	87.200	1.39000	0.003530	0.0338	5.620	0.00100 U	0.0010 U	105.00	0.0010 U	--	0.00100 U
3/31/21	85.000	1.62000	0.004220	0.0321	4.870	0.00100 U	0.0012	99.40	0.0010 U	--	0.00100 U
9/3/21	78.900	1.36000	0.002140	0.0306	11.300	0.00100 U	0.0010 U	97.50	0.0010 U	--	0.00100 U

Gude Landfill
Monitoring Location OB11 - Total Metals

Printed 12/10/21

	Zinc, total (mg/L)
MCL/ GWPS	
4/27/01	--
9/4/01	--
3/13/02	--
9/16/02	--
6/3/03	--
10/9/03	--
3/25/04	--
9/21/04	--
4/6/05	--
9/21/05	--
4/4/06	--
9/25/06	--
4/17/07	0.03890
10/3/07	0.04000
3/26/08	0.04270
9/24/08	0.03800
3/9/09	0.05080
9/22/09	0.04320
7/26/10	0.05100
9/15/10	0.04260
4/20/11	0.04300
9/6/11	0.04200
3/12/12	0.04530

Gude Landfill
Monitoring Location OB11 - Total Metals

Printed 12/10/21

Zinc, total (mg/L)

9/13/12	0.04620
3/26/13	0.04420
9/12/13	0.04130
9/16/13	4.30000
9/19/13	0.04200
3/11/14	0.04410
9/10/14	0.04180
3/19/15	0.04400
9/1/15	0.04200
3/21/16	0.03620
8/30/16	0.03240
3/8/17	0.04140
9/14/17	0.05260
3/29/18	0.03810
9/5/18	0.04400
4/10/19	0.04690
7/29/19	0.04150
3/11/20	0.04500
7/30/20	0.04370
3/31/21	0.04310
9/3/21	0.08280

Gude Landfill

Monitoring Location OB11 - Volatile Organic Compounds

	1,1,1,2-Tetrachloroethane (ug/L)	1,1,1-Trichloroethane (ug/L)	1,1,2,2-Tetrachloroethane (ug/L)	1,1,2-Trichloroethane (ug/L)	1,1-Dichloroethane (ug/L)	1,1-Dichloroethene (ug/L)	1,1-Dichloropropene (ug/L)	1,2,3-Trichloropropane (ug/L)	1,2-Dibromo-3-chloropropane (ug/L)	1,2-Dibromoethane (ug/L)	1,2-Dichlorobenzene (ug/L)	1,2-Dichloroethane (ug/L)	1,2-Dichloropropane (ug/L)	1,3-Dichloropropane (ug/L)
MCL/ GWPS	200			5		7			0.2	0.05	600	5	5	
4/27/01	0.18 U	0.15 U	0.23 U	0.22 U	9.03	0.15 U	0.22 U	0.21 U	1.00 U	0.20 U	10.00 U	1.00 U	1.25	0.19 U
9/4/01	0.18 U	0.15 U	0.23 U	0.22 U	19.25	1.00 U	0.22 U	0.21 U	0.14 U	0.20 U	10.00 U	1.00 U	2.44	0.19 U
3/13/02	0.18 U	0.15 U	0.23 U	1.50	15.45	1.00 U	0.22 U	0.21 U	0.14 U	0.20 U	10.00 U	1.00 U	2.38	0.19 U
9/16/02	0.18 U	0.15 U	0.23 U	0.22 U	1.00 U	0.15 U	0.22 U	0.21 U	0.14 U	0.20 U	10.00 U	0.17 U	0.21 U	0.19 U
6/3/03	0.18 U	0.15 U	0.23 U	1.48	13.80	1.00 U	0.22 U	0.21 U	0.14 U	0.20 U	10.00 U	1.00 U	2.14	0.19 U
10/9/03	0.18 U	0.15 U	0.23 U	0.22 U	19.59	1.00 U	0.22 U	0.21 U	0.14 U	0.20 U	0.19 U	1.11	3.37	0.19 U
3/25/04	0.18 U	0.15 U	0.23 U	0.22 U	36.31	1.01	0.22 U	0.21 U	1.00 U	0.20 U	10.00 U	2.56	5.13	0.19 U
9/21/04	0.13 U	0.24 U	0.44 U	0.25 U	16.58	1.00 U	0.35 U	0.40 U	1.56	0.28 U	10.00 U	1.07	3.74	0.33 U
4/6/05	0.13 U	0.24 U	0.44 U	0.25 U	12.43	1.00 U	0.35 U	0.40 U	0.33 U	0.28 U	10.00 U	1.40	3.92	0.33 U
9/21/05	0.13 U	0.24 U	0.44 U	0.25 U	17.06	1.00 U	0.35 U	0.40 U	0.33 U	0.28 U	10.00 U	1.28	3.41	0.33 U
4/4/06	0.13 U	0.24 U	0.44 U	0.25 U	13.27	0.37 U	0.35 U	0.40 U	0.33 U	0.28 U	10.00 U	1.38	3.47	0.33 U
9/25/06	0.13 U	0.24 U	0.44 U	0.25 U	15.90	1.00 U	0.35 U	0.40 U	0.33 U	0.28 U	10.00 U	3.81	8.11	0.33 U
4/17/07	0.13 U	0.24 U	0.44 U	0.25 U	29.18	1.00 U	0.35 U	0.40 U	0.33 U	0.28 U	10.00 U	0.27 U	7.99	0.33 U
10/3/07	0.13 U	0.24 U	0.44 U	0.25 U	29.33	1.00 U	0.35 U	0.40 U	0.33 U	0.28 U	10.00 U	5.36	8.27	0.33 U
3/26/08	0.18 U	0.18 U	0.21 U	0.23 U	11.14	0.50 U	0.26 U	0.14 U	0.24 U	0.16 U	1.03	3.16	4.67	0.20 U
9/24/08	0.12 U	0.17 U	0.14 U	1.52	23.00	0.50 U	0.13 U	0.17 U	0.20 U	0.08 U	1.55	3.68	6.31	0.13 U
3/9/09	0.12 U	0.17 U	0.14 U	0.17 U	31.01	0.89	0.13 U	0.17 U	0.20 U	0.08 U	--	4.66	8.28	0.13 U
9/22/09	1.00 U	1.00 U	1.00 U	1.00 U	33.40	1.03	1.00 U	1.00 U	1.00 U	1.00 U	2.61	4.72	8.15	1.00 U
7/26/10	1.00 U	1.00 U	1.00 U	1.00 U	34.00	1.00 U	1.00 U	1.00 U	10.00 U	1.00 U	3.00	4.00	8.00	1.00 U
9/15/10	2.00 U	2.00 U	2.00 U	2.00 U	15.10	0.93 J	2.00 U	2.00 U	2.00 U	2.00 U	1.51 J	3.94	6.10	2.00 U

Gude Landfill

Printed 12/10/21

Monitoring Location OB11 - Volatile Organic Compounds

	1,1,1,2-Tetrachloroethane (ug/L)	1,1,1-Trichloroethane (ug/L)	1,1,2,2-Tetrachloroethane (ug/L)	1,1,2-Trichloroethane (ug/L)	1,1-Dichloroethane (ug/L)	1,1-Dichloroethene (ug/L)	1,1-Dichloropropene (ug/L)	1,2,3-Trichloropropane (ug/L)	1,2-Dibromo-3-chloropropane (ug/L)	1,2-Dibromoethane (ug/L)	1,2-Dichlorobenzene (ug/L)	1,2-Dichloroethane (ug/L)	1,2-Dichloropropane (ug/L)	1,3-Dichloropropane (ug/L)
4/20/11	1.00 U	1.00 U	1.00 U	1.00 U	1.00 U	25.00	--	1.00 U	1.00 U	1.00 U	3.90	2.80	5.10	--
9/6/11	1.00 U	1.00 U	1.00 U	1.00 U	1.00 U	30.00	--	1.00 U	1.00 U	1.00 U	1.00 U	1.00 U	7.20	--
3/12/12	1.00 U	1.00 U	1.00 U	1.00 U	21.00	1.00 U	--	1.00 U	1.00 U	1.00 U	3.00	1.00 U	6.30	--
9/13/12	1.00 U	1.00 U	1.00 U	1.00 U	22.40	1.00 U	1.00 U	1.00 U	1.00 U	1.00 U	1.00 U	1.00 U	1.00 U	1.00 U
3/26/13	1.00 U	1.00 U	1.00 U	1.00 U	22.10	1.00 U	1.00 U	1.00 U	1.00 U	1.00 U	2.69	3.66	6.13	1.00 U
9/12/13	1.00 U	1.00 U	1.00 U	1.00 U	21.20	1.00 U	1.00 U	1.00 U	1.00 U	1.00 U	1.41	3.57	6.50	1.00 U
3/11/14	1.00 U	1.00 U	1.00 U	1.00 U	21.60	1.00 U	1.00 U	1.00 U	1.00 U	1.00 U	--	3.64	6.26	1.00 U
9/10/14	1.00 U	1.00 U	1.00 U	1.00 U	1.00 U	1.00 U	1.00 U	1.00 U	1.00 U	1.00 U	1.00 U	1.00 U	1.00 U	1.00 U
3/19/15	1.00 U	1.00 U	1.00 U	1.00 U	18.80	1.00 U	1.00 U	1.00 U	1.00 U	1.00 U	2.86	3.07	5.57	1.00 U
9/1/15	1.00 U	1.00 U	1.00 U	1.00 U	18.10	1.00 U	1.00 U	1.00 U	1.00 U	1.00 U	2.89	3.42	5.53	1.00 U
3/21/16	1.00 U	1.00 U	1.00 U	1.00 U	17.90	1.00 U	1.00 U	1.00 U	1.00 U	1.00 U	3.11	3.16	5.67	1.00 U
8/30/16	1.00 U	1.00 U	1.00 U	1.00 U	15.60	1.00 U	1.00 U	1.00 U	1.00 U	1.00 U	2.85	2.91	4.83	1.00 U
3/8/17	1.00 U	1.00 U	1.00 U	1.00 U	19.50	1.00 U	1.00 U	1.00 U	1.00 U	1.00 U	3.26	3.07	5.18	1.00 U
9/14/17	1.00 U	1.00 U	1.00 U	1.00 U	12.80	1.00 U	1.00 U	1.00 U	1.00 U	1.00 U	2.85	2.49	4.81	1.00 U
3/29/18	1.00 U	1.00 U	1.00 U	1.00 U	13.40	1.00 U	1.00 U	1.00 U	1.00 U	1.00 U	2.96	2.78	4.70	1.00 U
9/5/18	1.00 U	1.00 U	1.00 U	1.00 U	12.60	1.00 U	1.00 U	1.00 U	1.00 U	1.00 U	2.85	2.54	4.50	1.00 U
4/10/19	1.00 U	1.00 U	1.00 U	1.00 U	12.80	1.00 U	1.00 U	1.00 U	1.00 U	1.00 U	2.80	2.40	4.40	1.00 U
7/29/19	1.00 U	1.00 U	1.00 U	1.00 U	13.50	1.00 U	1.00 U	1.00 U	1.00 U	1.00 U	2.70	2.40	4.60	1.00 U
3/11/20	1.00 U	1.00 U	1.00 U	1.00 U	9.80	1.00 U	1.00 U	1.00 U	1.00 U	1.00 U	2.60	1.90	3.60	1.00 U
7/30/20	1.00 U	1.00 U	1.00 U	1.00 U	11.40	1.00 U	1.00 U	1.00 U	0.05 U	0.02 U	2.90	2.20	4.40	1.00 U
3/31/21	1.00 U	1.00 U	1.00 U	1.00 U	11.90	1.00 U	1.00 U	1.00 U	0.05 U	0.02 U	2.80	2.30	4.60	1.00 U
9/3/21	1.00 U	1.00 U	1.00 U	1.00 U	6.70	1.00 U	1.00 U	1.00 U	0.05 U	0.02 U	1.20	1.20	2.60	1.00 U

Shaded concentrations represent MCL/GWPS exceedances

Printed on Recycled Paper

Gude Landfill
Monitoring Location OB11 - Volatile Organic Compounds

Printed 12/10/21

	1,4-Dichlorobenzene (ug/L)	2,2-Dichloropropane (ug/L)	2-Butanone (ug/L)	2-Hexanone (ug/L)	4-Methyl-2-Pentanone (ug/L)	Acetone (ug/L)	Acrylonitrile (ug/L)	Benzene (ug/L)	Bromochloromethane (ug/L)	Bromodichloromethane (ug/L)	Bromoform (ug/L)	Bromomethane (ug/L)	Carbon Disulfide (ug/L)	Carbon Tetrachloride (ug/L)
MCL/ GWPS	75							5		80	80			5
4/27/01	10.00 U	0.11 U	--	0.18 U	--	0.15 U	--	0.21 U	0.20 U	0.18 U	0.14 U	0.15 U	0.38 U	0.15 U
9/4/01	10.00 U	0.11 U	--	0.18 U	--	0.15 U	--	1.68	0.20 U	0.18 U	0.14 U	1.00 U	0.38 U	0.15 U
3/13/02	10.00 U	0.11 U	--	0.18 U	--	0.15 U	--	0.21 U	0.20 U	0.18 U	0.14 U	0.15 U	0.38 U	0.15 U
9/16/02	10.00 U	0.11 U	--	0.18 U	--	0.15 U	--	0.21 U	0.20 U	0.18 U	0.14 U	0.15 U	0.38 U	0.15 U
6/3/03	10.00 U	0.11 U	--	0.18 U	--	0.15 U	--	1.07	0.20 U	0.18 U	0.14 U	0.15 U	0.38 U	0.15 U
10/9/03	1.21	0.11 U	0.70	0.18 U	--	0.15 U	--	3.28	0.20 U	0.18 U	0.14 U	1.00 U	0.38 U	0.15 U
3/25/04	10.00 U	0.11 U	4.26	0.18 U	--	0.15 U	--	7.22	0.20 U	0.18 U	1.00 U	1.00 U	1.00 U	0.15 U
9/21/04	10.00 U	0.23 U	0.29 U	1.25	--	0.39 U	--	3.17	0.34 U	0.31 U	0.27 U	1.00 U	2.50 U	0.25 U
4/6/05	10.00 U	0.23 U	1.00 U	0.19 U	--	0.39 U	--	3.43	0.34 U	0.31 U	0.27 U	0.31 U	0.75 U	0.25 U
9/21/05	10.00 U	0.23 U	0.29 U	0.19 U	--	0.39 U	--	2.04	0.34 U	0.31 U	0.27 U	0.31 U	0.75 U	0.25 U
4/4/06	10.00 U	0.23 U	0.29 U	0.19 U	--	0.39 U	--	1.43	0.34 U	0.31 U	0.27 U	0.31 U	0.75 U	0.25 U
9/25/06	10.00 U	1.00 U	3.06	0.19 U	--	0.39 U	--	9.78	1.94	0.31 U	0.27 U	1.00 U	0.75 U	0.25 U
4/17/07	10.18	0.23 U	0.29 U	0.19 U	--	0.39 U	--	9.69	2.25	0.31 U	0.27 U	0.31 U	0.75 U	0.25 U
10/3/07	10.00 U	0.23 U	2.54	0.19 U	--	0.39 U	--	10.69	1.22	0.31 U	0.27 U	0.31 U	0.75 U	0.25 U
3/26/08	2.46	0.50 U	--	--	--	--	--	2.04	0.12 U	0.19 U	0.12 U	0.50 U	--	0.13 U
9/24/08	6.43	0.50 U	--	--	--	--	--	6.16	0.14 U	0.11 U	0.16 U	0.12 U	--	0.14 U
3/9/09	--	2.23	--	--	--	--	--	9.56	0.14 U	0.11 U	0.16 U	0.50 U	--	0.14 U
9/22/09	14.60	1.00 U	0.83 J	1.00 U	1.00 U	1.00 U	1.00 U	9.37	1.00 U	1.00 U	1.00 U	1.00 U	2.50 U	1.00 U
7/26/10	14.00	1.00 U	10.00 U	5.00 U	5.00 U	5.00 U	10.00 U	8.00	1.00 U	1.00 U	5.00 U	1.00 U	1.00 U	1.00 U
9/15/10	9.85	2.00 U	0.95 J	2.00 U	2.00 U	24.60	2.00 U	8.29	2.00 U	2.00 U	2.00 U	2.00 U	5.00 U	2.00 U

Shaded concentrations represent MCL/GWPS exceedances

Printed on Recycled Paper

Gude Landfill
Monitoring Location OB11 - Volatile Organic Compounds

Printed 12/10/21

	1,4-Dichlorobenzene (ug/L)	2,2-Dichloropropane (ug/L)	2-Butanone (ug/L)	2-Hexanone (ug/L)	4-Methyl-2-Pentanone (ug/L)	Acetone (ug/L)	Acrylonitrile (ug/L)	Benzene (ug/L)	Bromochloromethane (ug/L)	Bromodichloromethane (ug/L)	Bromoform (ug/L)	Bromomethane (ug/L)	Carbon Disulfide (ug/L)	Carbon Tetrachloride (ug/L)
4/20/11	1.00 U	--	5.00 U	5.00 U	5.00 U	5.00 U	5.00 U	5.20	1.00 U	1.00 U	1.00 U	1.00 U	1.00 U	1.00 U
9/6/11	1.00 U	--	5.00 U	5.00 U	5.00 U	5.00 U	5.00 U	12.00	1.00 U	1.00 U	1.00 U	1.00 U	1.00 U	1.00 U
3/12/12	17.00	--	5.00 U	5.00 U	5.00 U	5.00 U	5.00 U	6.90	1.00 U	1.00 U	1.00 U	1.00 U	1.00 U	1.00 U
9/13/12	14.80	1.00 U	5.00 U	5.00 U	5.00 U	5.00 U	5.00 U	1.00 U	1.00 U	1.00 U	1.00 U	1.00 U	5.00 U	1.00 U
3/26/13	14.90	1.18	5.00 U	5.00 U	5.00 U	5.00 U	5.00 U	6.02	1.00 U	1.00 U	1.00 U	1.00 U	5.00 U	1.00 U
9/12/13	13.70	1.43	5.00 U	5.00 U	5.00 U	5.00 U	5.00 U	6.17	1.00 U	1.00 U	1.00 U	1.00 U	5.00 U	1.00 U
3/11/14	16.90	1.02	5.00 U	5.00 U	5.00 U	5.00 U	5.00 U	5.72	--	1.00 U	1.00 U	1.00 U	5.00 U	1.00 U
9/10/14	1.00 U	1.00 U	5.00 U	5.00 U	5.00 U	5.00 U	5.00 U	1.00 U	1.00 U	1.00 U	1.00 U	1.00 U	5.00 U	1.00 U
3/19/15	16.80	1.00 U	5.00 U	5.00 U	5.00 U	5.00 U	5.00 U	4.78	1.00 U	1.00 U	1.00 U	1.00 U	5.00 U	1.00 U
9/1/15	16.30	1.71	5.00 U	5.00 U	5.00 U	5.00 U	5.00 U	4.32	1.00 U	1.00 U	1.00 U	1.00 U	5.00 U	1.00 U
3/21/16	18.60	1.21	5.00 U	5.00 U	5.00 U	5.00 U	5.00 U	4.13	1.00 U	1.00 U	1.00 U	1.00 U	5.00 U	1.00 U
8/30/16	18.00	1.00 U	5.00 U	5.00 U	5.00 U	5.00 U	5.00 U	3.60	1.00 U	1.00 U	1.00 U	1.00 U	5.00 U	1.00 U
3/8/17	20.90	1.00 U	5.00 U	5.00 U	5.00 U	5.00 U	5.00 U	4.23	1.00 U	1.00 U	1.00 U	1.00 U	5.00 U	1.00 U
9/14/17	16.80	1.00 U	5.00 U	5.00 U	5.00 U	5.00 U	5.00 U	3.26	1.00 U	1.00 U	1.00 U	1.00 U	5.00 U	1.00 U
3/29/18	17.70	1.00 U	5.00 U	5.00 U	5.00 U	5.00 U	5.00 U	2.96	1.00 U	1.00 U	1.00 U	1.00 U	5.00 U	1.00 U
9/5/18	17.70	1.00 U	5.00 U	5.00 U	5.00 U	14.50	5.00 U	2.70	1.00 U	1.00 U	1.00 U	1.00 U	5.00 U	1.00 U
4/10/19	17.00	1.00 U	5.00 U	5.00 U	5.00 U	8.60	5.00 U	2.70	1.00 U	1.00 U	1.00 U	1.00 U	1.00 U	1.00 U
7/29/19	19.40	1.00 U	5.00 U	5.00 U	5.00 U	5.00 U	5.00 U	2.00	1.00 U	1.00 U	1.00 U	1.00 U	1.00 U	1.00 U
3/11/20	17.80	1.00 U	5.00 U	5.00 U	5.00 U	5.00 U	5.00 U	2.20	1.00 U	1.00 U	1.00 U	1.00 U	1.00 U	1.00 U
7/30/20	18.90	1.00 U	5.00 U	5.00 U	5.00 U	5.00 U	5.00 U	2.40	1.00 U	1.00 U	1.00 U	1.00 U	1.00 U	1.00 U
3/31/21	18.80	1.00 U	5.00 U	5.00 U	5.00 U	5.60	5.00 U	2.50	1.00 U	1.00 U	1.00 U	1.00 U	1.00 U	1.00 U
9/3/21	5.50	1.00 U	5.00 U	5.00 U	5.00 U	5.00 U	5.00 U	1.00 U	1.00 U	1.00 U	1.00 U	1.00 U	1.00 U	1.00 U

Shaded concentrations represent MCL/GWPS exceedances

Printed on Recycled Paper

Gude Landfill
Monitoring Location OB11 - Volatile Organic Compounds

Printed 12/10/21

	Chlorobenzene (ug/L)	Chloroethane (ug/L)	Chloroform (ug/L)	Chloromethane (ug/L)	cis-1,2-Dichloroethene (ug/L)	cis-1,3-Dichloropropene (ug/L)	Dibromochloromethane (ug/L)	Ethylbenzene (ug/L)	m&p-Xylene (ug/L)	Methyl Iodide (ug/L)	Methyl Tertiary Butyl Ether (ug/L)	Methylene Bromide (ug/L)	Methylene Chloride (ug/L)	o-Xylene (ug/L)
MCL/ GWPS	100		80		70		80	700	10000				5	10000
4/27/01	0.28 U	1.00 U	0.23 U	0.21 U	15.28	0.19 U	0.17 U	0.26 U	0.28 U	0.17 U	--	0.22 U	0.21 U	0.27 U
9/4/01	6.38	1.00 U	1.00 U	0.21 U	33.11	0.19 U	0.17 U	0.26 U	0.28 U	0.17 U	--	0.22 U	3.02	0.27 U
3/13/02	0.28 U	1.00 U	1.00 U	0.21 U	25.68	0.19 U	0.17 U	0.26 U	0.28 U	0.17 U	--	0.22 U	1.00 U	0.27 U
9/16/02	0.28 U	0.20 U	0.23 U	0.21 U	1.70	0.19 U	0.17 U	0.26 U	0.28 U	0.17 U	--	0.22 U	0.21 U	0.27 U
6/3/03	5.14	1.00 U	0.23 U	0.21 U	26.92	0.19 U	0.17 U	0.26 U	0.28 U	0.17 U	--	0.22 U	8.96	0.27 U
10/9/03	14.96	1.00 U	1.00 U	0.21 U	46.08	0.19 U	0.17 U	0.26 U	0.28 U	0.17 U	--	0.22 U	14.29	0.27 U
3/25/04	36.13	1.00 U	1.00 U	1.00 U	141.35	0.19 U	0.17 U	0.26 U	0.28 U	0.17 U	--	0.22 U	22.08	0.27 U
9/21/04	19.64	1.00 U	1.00 U	0.25 U	41.73	0.29 U	0.27 U	1.00 U	2.00 U	0.28 U	--	0.25 U	0.34 U	1.00 U
4/6/05	31.35	1.00 U	0.27 U	0.25 U	53.18	0.29 U	0.27 U	0.23 U	0.40 U	0.28 U	--	0.25 U	4.41	0.18 U
9/21/05	15.03	0.31 U	1.00 U	0.25 U	46.22	0.29 U	0.27 U	0.23 U	0.40 U	0.28 U	--	0.25 U	0.34 U	0.18 U
4/4/06	12.61	0.31 U	0.27 U	0.25 U	45.81	0.29 U	0.27 U	0.23 U	0.40 U	0.28 U	--	0.25 U	2.51	0.18 U
9/25/06	60.16	1.00 U	1.00 U	1.00 U	149.39	0.29 U	0.27 U	0.23 U	2.00 U	1.00 U	--	1.00 U	42.44	1.00 U
4/17/07	56.32	1.00 U	1.00 U	0.25 U	164.85	0.29 U	0.27 U	0.23 U	0.40 U	1.00 U	--	1.00 U	42.01	1.00 U
10/3/07	61.28	1.00 U	1.00 U	0.25 U	176.66	0.29 U	0.27 U	0.23 U	0.40 U	0.28 U	--	1.00 U	35.48	1.00 U
3/26/08	11.69	0.50 U	0.21 U	0.15 U	92.93	0.13 U	0.15 U	0.26 U	0.43 U	--	5.00 U	0.15 U	9.24	0.22 U
9/24/08	35.91	0.50 U	0.12 U	0.20 U	137.27	0.12 U	0.13 U	0.12 U	0.23 U	--	5.00 U	0.20 U	19.47	0.50 U
3/9/09	52.75	0.50 U	0.50	0.50 U	190.55	0.12 U	0.13 U	0.12 U	0.23 U	--	6.41	0.20 U	28.72	0.50 U
9/22/09	50.00	0.64 J	0.42 J	1.00 U	184.00	1.00 U	1.00 U	1.00 U	2.00 U	1.00 U	2.67	1.00 U	30.60	1.00 U
7/26/10	44.00	1.00 U	1.00 U	1.00 U	210.00	1.00 U	1.00 U	1.00 U	2.00 U	20.00 U	--	1.00 U	28.00	1.00 U
9/15/10	34.30	0.57 J	2.00 U	2.00 U	73.60	2.00 U	2.00 U	2.00 U	4.00 U	2.00 U	1.65 J	2.00 U	24.20	2.00 U

Shaded concentrations represent MCL/GWPS exceedances

Printed on Recycled Paper

Gude Landfill
Monitoring Location OB11 - Volatile Organic Compounds

Printed 12/10/21

	Chlorobenzene (ug/L)	Chloroethane (ug/L)	Chloroform (ug/L)	Chloromethane (ug/L)	cis-1,2-Dichloroethene (ug/L)	cis-1,3-Dichloropropene (ug/L)	Dibromochloromethane (ug/L)	Ethylbenzene (ug/L)	m&p-Xylene (ug/L)	Methyl Iodide (ug/L)	Methyl Tertiary Butyl Ether (ug/L)	Methylene Bromide (ug/L)	Methylene Chloride (ug/L)	o-Xylene (ug/L)
4/20/11	52.00	1.00 U	1.00 U	2.30	1.00 U	1.00 U	1.00 U	1.00 U	--	1.00 U	5.60	1.00 U	16.00	--
9/6/11	1.00 U	17.00	1.00 U	1.00 U	1.00 U	1.00 U	1.00 U	1.00 U	--	1.00 U	2.00 U	1.00 U	18.00	--
3/12/12	41.00	1.00 U	1.00 U	1.00 U	160.00	1.00 U	1.00 U	1.00 U	--	1.00 U	2.60	1.00 U	12.00	--
9/13/12	34.50	1.00 U	1.00 U	1.00 U	94.80	1.00 U	1.00 U	1.00 U	2.00 U	5.00 U	5.00 U	1.00 U	13.00	1.00 U
3/26/13	34.60	1.00 U	1.00 U	1.00 U	64.16	1.00 U	1.00 U	1.00 U	2.00 U	5.00 U	5.00 U	1.00 U	12.30	1.00 U
9/12/13	31.00	1.00 U	1.00 U	1.00 U	135.88	1.00 U	1.00 U	1.00 U	2.00 U	5.00 U	5.00 U	1.00 U	12.00	1.00 U
3/11/14	33.40	1.00 U	1.00 U	1.00 U	131.00	1.00 U	1.00 U	1.00 U	2.00 U	5.00 U	5.00 U	1.00 U	10.60	1.00 U
9/10/14	1.00 U	1.00 U	1.00 U	1.00 U	1.53	1.00 U	1.00 U	1.00 U	2.00 U	5.00 U	5.00 U	1.00 U	1.00 U	1.00 U
3/19/15	30.20	1.00 U	1.00 U	1.00 U	103.40	1.00 U	1.00 U	1.00 U	2.00 U	5.00 U	5.00 U	1.00 U	8.58	1.00 U
9/1/15	30.30	1.00 U	1.00 U	1.00 U	79.00	1.00 U	1.00 U	1.00 U	2.00 U	5.00 U	5.00 U	1.00 U	8.71	1.00 U
3/21/16	30.80	1.00 U	1.00 U	1.00 U	107.00	1.00 U	1.00 U	1.00 U	2.00 U	5.00 U	5.00 U	1.00 U	8.56	1.00 U
8/30/16	27.80	1.00 U	1.00 U	1.00 U	95.80	1.00 U	1.00 U	1.00 U	2.00 U	5.00 U	5.00 U	1.00 U	7.51	1.00 U
3/8/17	30.70	1.00 U	1.00 U	1.00 U	77.80	1.00 U	1.00 U	1.00 U	2.00 U	5.00 U	5.00 U	1.00 U	9.30	1.00 U
9/14/17	26.80	1.00 U	1.00 U	1.00 U	78.20	1.00 U	1.00 U	1.00 U	2.00 U	5.00 U	5.00 U	1.00 U	5.71	1.00 U
3/29/18	26.70	1.00 U	1.00 U	1.00 U	86.80	1.00 U	1.00 U	1.00 U	2.00 U	5.00 U	5.00 U	1.00 U	5.97	1.00 U
9/5/18	25.20	1.00 U	1.00 U	1.00 U	80.00	1.00 U	1.00 U	1.00 U	2.00 U	5.00 U	5.00 U	1.00 U	5.54	1.00 U
4/10/19	22.30	1.00 U	1.00 U	1.00 U	89.50	1.00 U	1.00 U	1.00 U	1.00 U	1.00 U	2.10	1.00 U	5.60	1.00 U
7/29/19	22.70	1.00 U	1.00 U	1.00 U	70.40	1.00 U	1.00 U	1.00 U	1.00 U	1.00 U	2.10	1.00 U	1.00 U	1.00 U
3/11/20	22.30	1.00 U	1.00 U	1.00 U	76.50	1.00 U	1.00 U	1.00 U	1.00 U	1.00 U	1.80	1.00 U	4.20	1.00 U
7/30/20	24.10	1.00 U	1.00 U	1.00 U	85.50	1.00 U	1.00 U	1.00 U	1.00 U	1.00 U	1.80	1.00 U	4.50	1.00 U
3/31/21	27.40	1.00 U	1.00 U	1.00 U	77.10	1.00 U	1.00 U	1.00 U	1.00 U	1.00 U	2.00	1.00 U	4.30	1.00 U
9/3/21	6.80	1.00 U	1.00 U	1.00 U	43.70	1.00 U	1.00 U	1.00 U	1.00 U	1.00 U	1.00 U	1.00 U	1.00 U	1.00 U

Shaded concentrations represent MCL/GWPS exceedances

Printed on Recycled Paper

Gude Landfill
Monitoring Location OB11 - Volatile Organic Compounds

Printed 12/10/21

	Styrene (ug/L)	Tetrachloroethene (ug/L)	Toluene (ug/L)	trans-1,2-Dichloroethene (ug/L)	trans-1,3-Dichloropropene (ug/L)	trans-1,4-Dichloro-2-butene (ug/L)	Trichloroethene (ug/L)	Trichlorofluoromethane (ug/L)	Vinyl Acetate (ug/L)	Vinyl Chloride (ug/L)	Xylene (ug/L)
MCL/ GWPS	100	5	1000	100			5			2	10000
4/27/01	0.21 U	15.38	0.24 U	1.00 U	0.13 U	0.14 U	10.45	1.00 U	--	--	--
9/4/01	0.21 U	44.27	0.24 U	1.00 U	0.13 U	0.14 U	24.68	2.72	--	--	--
3/13/02	0.21 U	36.00	0.24 U	1.00 U	0.13 U	0.14 U	18.90	1.58	--	--	--
9/16/02	0.21 U	1.00 U	0.24 U	1.00 U	0.13 U	0.14 U	1.00 U	0.18 U	--	--	--
6/3/03	0.21 U	21.58	0.24 U	1.00 U	0.13 U	0.14 U	17.31	1.72	--	--	--
10/9/03	0.21 U	0.17 U	1.00 U	1.57	0.13 U	0.14 U	30.06	3.78	--	2.85	--
3/25/04	0.21 U	26.34	0.24 U	5.27	0.13 U	1.00 U	39.15	0.18 U	--	10.87	--
9/21/04	0.25 U	36.32	1.45	1.49	0.24 U	0.30 U	28.57	3.22	--	3.54	--
4/6/05	0.25 U	34.22	0.32 U	1.71	0.24 U	1.00 U	26.35	1.87	--	6.36	--
9/21/05	0.25 U	26.31	1.00	1.24	0.24 U	0.30 U	25.32	1.66	--	2.44	--
4/4/06	0.25 U	20.17	0.32 U	1.09	0.24 U	0.30 U	20.17	1.00 U	--	1.75	--
9/25/06	0.25 U	65.48	0.32 U	6.19	0.24 U	0.30 U	55.99	4.37	--	15.95	--
4/17/07	0.25 U	62.00	0.32 U	5.60	0.24 U	0.30 U	52.41	4.25	--	12.02	--
10/3/07	0.25 U	60.22	0.32 U	8.31	0.24 U	0.30 U	59.10	5.59	--	16.89	--
3/26/08	0.20 U	32.40	0.28 U	2.88	0.08 U	--	28.56	1.93	--	4.49	--
9/24/08	0.11 U	52.48	1.00	8.83	0.13 U	--	42.66	2.85	--	8.73	--
3/9/09	0.11 U	67.92	0.50 U	7.15	0.13 U	--	53.74	4.58	--	15.64	--
9/22/09	1.00 U	43.90	1.00 U	6.37	1.00 U	1.00 U	51.50	3.98	--	20.30	--
7/26/10	1.00 U	58.00	1.00 U	6.00	1.00 U	5.00 U	48.00	1.00 U	1.00 U	13.00	--
9/15/10	2.00 U	19.60	2.00 U	2.78	2.00 U	2.00 U	33.90	3.78	2.00 U	20.90	--

Shaded concentrations represent MCL/GWPS exceedances

Printed on Recycled Paper

Gude Landfill
Monitoring Location OB11 - Volatile Organic Compounds

Printed 12/10/21

	Styrene (ug/L)	Tetrachloroethene (ug/L)	Toluene (ug/L)	trans-1,2-Dichloroethene (ug/L)	trans-1,3-Dichloropropene (ug/L)	trans-1,4-Dichloro-2-butene (ug/L)	Trichloroethene (ug/L)	Trichlorofluoromethane (ug/L)	Vinyl Acetate (ug/L)	Vinyl Chloride (ug/L)	Xylene (ug/L)
4/20/11	1.00 U	26.00	1.00 U	4.90	1.00 U	5.00 U	28.00	6.80	1.00 U	14.00	1.00 U
9/6/11	1.00 U	44.00	1.00 U	3.30	1.00 U	5.00 U	37.00	1.00 U	1.00 U	1.00 U	1.00 U
3/12/12	1.00 U	47.00	1.00 U	4.60	1.00 U	5.00 U	39.00	3.30	1.00 U	13.00	1.00 U
9/13/12	1.00 U	40.10	1.00 U	1.00 U	1.00 U	5.00 U	34.20	1.00 U	5.00 U	14.10	--
3/26/13	1.00 U	36.90	1.00 U	4.31	1.00 U	5.00 U	32.60	2.47	5.00 U	13.90	--
9/12/13	1.00 U	32.20	1.00 U	4.94	1.00 U	5.00 U	34.60	2.04	5.00 U	14.00	--
3/11/14	1.00 U	32.30	1.00 U	4.41	1.00 U	5.00 U	29.60	2.33	5.00 U	14.60	--
9/10/14	1.00 U	1.13	1.00 U	1.00 U	1.00 U	5.00 U	1.00 U	1.00 U	5.00 U	1.00 U	--
3/19/15	1.00 U	24.00	1.00 U	3.58	1.00 U	5.00 U	25.50	2.00	5.00 U	15.40	--
9/1/15	1.00 U	21.70	1.00 U	3.79	1.00 U	5.00 U	26.30	1.60	5.00 U	14.60	--
3/21/16	1.00 U	21.30	1.00 U	3.95	1.00 U	5.00 U	22.90	1.61	5.00 U	14.50	--
8/30/16	1.00 U	16.80	1.00 U	3.30	1.00 U	5.00 U	18.80	1.33	5.00 U	13.50	--
3/8/17	1.00 U	17.40	1.00 U	4.46	1.00 U	5.00 U	14.10	1.80	5.00 U	17.90	--
9/14/17	1.00 U	13.20	1.00 U	2.71	1.00 U	5.00 U	15.40	1.08	5.00 U	11.10	--
3/29/18	1.00 U	12.20	1.00 U	3.05	1.00 U	5.00 U	14.50	1.08	5.00 U	11.70	--
9/5/18	1.00 U	11.50	1.00 U	3.01	1.00 U	5.00 U	13.10	1.07	5.00 U	12.50	--
4/10/19	1.00 U	10.10	1.00 U	3.00	1.00 U	1.00 U	11.30	1.00 U	1.00 U	13.90	--
7/29/19	1.00 U	3.60	1.00 U	3.40	1.00 U	1.00 U	9.60	1.00 U	1.00 U	17.50	--
3/11/20	1.00 U	9.50	1.00 U	2.70	1.00 U	1.00 U	9.90	1.00 U	1.00 U	11.50	--
7/30/20	1.00 U	8.30	1.00 U	2.90	1.00 U	1.00 U	9.30	1.00 U	1.00 U	13.10	--
3/31/21	1.00 U	7.10	1.00 U	2.70	1.00 U	1.00 U	7.80	1.00 U	1.00 U	17.10	--
9/3/21	1.00 U	4.50	1.00 U	1.00 U	1.00 U	1.00 U	7.00	1.00 U	1.00 U	3.30	--

Gude Landfill
Monitoring Location OB11A - General Parameters

Printed 12/10/21

	Alkalinity (mg/L)	Ammonia Nitrogen (mg/L)	Chemical Oxygen Demand (mg/L)	Chloride (mg/L)	Cyanide, Total (mg/L)	Dissolved Oxygen, Field (mg/L)	Hardness (mg/L)	Nitrate (mg/L)	Nitrate+Nitrite (mg/L)	Nitrite (mg/L)	ORP, Field (mV)	pH, Field (SU)	pH, Lab (SU)	Phosphate (mg/L)
MCL/ GWPS					0.2			10		1				
4/27/01	--	--	--	167.9440	0.001	--	--	--	--	--	--	--	--	--
9/4/01	--	--	--	195.5640	0.003	--	--	--	--	--	--	--	--	--
3/13/02	--	--	--	250.6500	0.003	--	--	--	--	--	--	--	--	--
9/16/02	--	--	--	86.7173	0.001 U	--	--	--	--	--	--	--	--	--
6/3/03	--	--	--	185.2330	0.005 U	--	--	--	--	--	--	--	--	0.010 U
10/9/03	--	--	--	--	0.005 U	--	--	--	--	--	--	--	--	0.014
3/25/04	--	--	--	--	0.005 U	--	--	--	--	--	--	--	--	0.011
9/21/04	--	--	--	--	0.005 U	--	--	--	--	--	--	--	--	0.050
4/6/05	--	--	--	--	0.005 U	--	--	--	--	--	--	--	--	0.010 U
9/21/05	--	--	--	--	0.002 U	--	--	--	--	--	--	--	--	0.013
4/4/06	--	--	--	--	0.002 U	--	--	--	--	--	--	--	--	0.014
9/25/06	--	--	--	--	0.002	--	--	--	--	--	--	--	--	0.015
4/17/07	--	--	--	--	0.005 U	--	--	--	--	--	--	--	--	0.012
10/3/07	--	--	--	--	0.005 U	--	--	--	--	--	--	--	--	--
3/26/08	--	--	--	--	--	--	--	--	--	--	--	--	--	--
9/24/08	--	--	--	--	--	--	--	--	--	--	--	--	--	--
9/22/09	270.0	0.22	30.8	310.0000	--	--	540.0	0.2000 U	--	--	--	--	--	--
7/26/10	--	--	--	--	0.050 U	--	--	--	--	--	--	--	--	--
9/15/10	280.0	1.70	30.0	290.0000	--	--	660.0	0.2000 U	0.20 U	0.05 U	--	--	--	--

Gude Landfill
Monitoring Location OB11A - General Parameters

Printed 12/10/21

	Alkalinity (mg/L)	Ammonia Nitrogen (mg/L)	Chemical Oxygen Demand (mg/L)	Chloride (mg/L)	Cyanide, Total (mg/L)	Dissolved Oxygen, Field (mg/L)	Hardness (mg/L)	Nitrate (mg/L)	Nitrate+Nitrite (mg/L)	Nitrite (mg/L)	ORP, Field (mV)	pH, Field (SU)	pH, Lab (SU)	Phosphate (mg/L)
4/20/11	292.0	2.11	33.7	211.0000	--	--	524.0	0.2000 U	0.20 U	0.05 U	--	--	--	--
9/6/11	285.0	1.59	21.6	297.0000	--	--	598.0	0.2000 U	0.20 U	0.05 U	--	--	--	--
3/12/12	279.0	1.11	30.4	300.0000	--	--	500.0	0.2000 U	0.20 U	0.05 U	--	--	--	--
9/13/12	288.0	1.25	17.8	312.0000	--	--	508.0	0.2000 U	0.20 U	0.05 U	--	--	--	--
3/26/13	298.0	1.79	26.5	282.0000	--	0.03	466.0	0.2000 U	0.20 U	0.05 U	350.0	6.00	--	--
9/12/13	302.0	1.18	23.1	327.0000	--	0.03	516.0	0.2000 U	0.20 U	0.05 U	292.0	5.61	--	--
3/11/14	295.0	1.99	20.6	266.0000	--	0.03	456.0	0.2000 U	--	--	306.0	5.71	--	--
9/10/14	49.0	1.00	29.4	329.0000	--	1.53	544.0	0.2000 U	0.20 U	0.05 U	295.0	5.94	--	--
3/19/15	285.0	0.36	31.3	325.0000	--	0.00	300.0	0.2000 U	0.20 U	0.05 U	321.0	6.42	--	--
9/1/15	333.0	0.42	35.1	425.0000	--	2.65	660.0	0.2000 U	0.20 U	0.05 U	234.0	5.83	--	--
3/21/16	316.0	0.31	31.8	401.0000	--	0.00	600.0	0.2000 U	0.20 U	0.11	296.0	5.97	--	--
8/30/16	351.0	0.37	34.4	387.0000	--	--	584.0	0.2000 U	0.20 U	0.05 U	267.0	5.66	--	--
3/8/17	107.0	0.30	26.0	428.0000	--	--	588.0	0.2000 U	0.20 U	0.05 U	302.0	5.94	--	--
9/14/17	330.0	0.57	28.9	358.0000	--	--	600.0	0.2000 U	0.20 U	0.05 U	291.0	5.97	--	--
3/29/18	327.0	0.27	37.4	396.0000	--	--	700.0	0.2000 U	0.20 U	0.05 U	133.0	6.01	--	--
9/5/18	325.0	0.43	32.4	399.0000	--	--	640.0	0.2000 U	0.20 U	0.05 U	119.0	5.93	--	--
4/10/19	353.0	0.58	34.0	404.0000	--	0.11	602.0 B	0.4000	--	--	83.2	5.86	5.53	--
7/29/19	356.0	0.46	27.8	426.0000	--	0.23	603.0 B	0.7000	--	--	200.0	5.81	5.26	--
3/11/20	345.0	0.47	32.6	394.0000	--	0.44	687.0	0.2000 U	--	--	122.4	5.87	5.99	--
7/30/20	349.0	0.54	52.7	424.0000	--	0.54	663.0	1.2100	--	--	129.3	5.50	6.00	--
3/31/21	378.0	0.58	31.5	434.0000	--	0.07	632.0	0.0000	--	--	87.1	5.84	5.96	--
9/3/21	397.0	0.54	51.3	452.0000	--	0.71	694.0	0.0110 U	--	--	84.0	5.98	5.97	--

Gude Landfill
Monitoring Location OB11A - General Parameters

	Specific Conductivity, Field (uS/cm)	Specific Conductivity, Lab (umhos/cm)	Sulfate, total (mg/L)	Sulfide (mg/L)	Temperature, field (°C)	Total Dissolved Solids (mg/L)	Total Phenolics (mg/L)	Total Suspended Solids (mg/L)	Turbidity (NTU)	Turbidity, Field (NTU)
MCL/ GWPS										
4/27/01	--	--	--	--	--	--	--	--	10.100	--
9/4/01	--	--	--	--	--	--	--	--	11.100	--
3/13/02	--	--	--	--	--	--	--	--	97.700	--
9/16/02	--	--	--	--	--	--	--	--	1.700	--
6/3/03	--	--	--	--	--	--	--	--	24.100	--
10/9/03	--	--	--	--	--	--	0 U	--	--	--
3/25/04	--	--	--	--	--	--	0 U	--	--	--
9/21/04	--	--	--	--	--	--	0 U	--	--	--
4/6/05	--	--	--	--	--	--	0 U	--	--	--
9/21/05	--	--	--	--	--	--	0	--	--	--
4/4/06	--	--	--	--	--	--	0	--	--	--
9/25/06	--	--	--	--	--	--	0	--	--	--
4/17/07	--	--	--	--	--	--	0 U	--	--	--
10/3/07	--	--	--	--	--	--	0 U	--	--	--
3/26/08	--	--	--	--	--	--	0 U	--	--	--
9/24/08	--	--	--	--	--	--	0 U	--	--	--
9/22/09	--	--	12.60	--	--	1192.0	--	--	1.970	--
7/26/10	--	--	--	3.0 U	--	--	--	--	--	--
9/15/10	--	--	18.40	--	--	1068.0	--	--	3.310	--

Gude Landfill

Printed 12/10/21

Monitoring Location OB11A - General Parameters

	Specific Conductivity, Field (uS/cm)	Specific Conductivity, Lab (umhos/cm)	Sulfate, total (mg/L)	Sulfide (mg/L)	Temperature, field (°C)	Total Dissolved Solids (mg/L)	Total Phenolics (mg/L)	Total Suspended Solids (mg/L)	Turbidity (NTU)	Turbidity, Field (NTU)
4/20/11	--	--	17.00 J	--	--	908.0	--	--	0.830	--
9/6/11	--	--	15.00	--	--	304.0	--	--	--	--
3/12/12	--	--	15.80	--	--	1048.0	--	--	--	--
9/13/12	--	--	15.70	--	--	904.0	--	--	--	--
3/26/13	1.6	--	16.60	--	15.4	830.0	--	--	--	0.00
9/12/13	1481.0	--	15.70	--	16.9	936.0	--	--	--	0.00
3/11/14	1274.0	--	20.00	--	15.7	1016.0	--	--	--	4.13
9/10/14	1510.0	--	15.40	--	16.6	854.0	--	--	--	0.00
3/19/15	1276.0	--	12.50	--	15.5	908.0	--	--	--	0.00
9/1/15	1873.0	--	8.49	--	25.4	969.0	--	--	--	0.00
3/21/16	1580.0	--	12.20	--	15.3	884.0	--	--	--	1.70
8/30/16	1686.0	--	12.20	--	16.8	989.0	--	--	--	0.00
3/8/17	1736.0	--	11.10	--	15.2	978.0	--	--	--	0.00
9/14/17	151598.0	--	12.00	--	16.8	909.0	--	--	--	0.60
3/29/18	1634.0	--	12.90	--	16.6	940.0	--	--	--	3.30
9/5/18	394.5	--	11.60	--	19.9	991.0	--	--	--	2.50
4/10/19	2200.0	1840.0	9.80	--	15.6	1170.0	--	2.6 U	1.830	1.70
7/29/19	1750.0	1870.0	10.70	--	17.4	1150.0	--	7.3	2.340	0.00
3/11/20	1738.0	1850.0	10.70	--	15.1	1040.0	--	3.1	1.720	0.10
7/30/20	1773.0	1980.0	9.71	--	18.6	1050.0	--	3.4	0.687	0.50
3/31/21	1814.0	1990.0	9.70	--	16.6	895.0	--	33.0	18.500	6.71
9/3/21	1922.0	2050.0	28.00	--	18.1	1200.0	--	7.3	1.660	1.90

Gude Landfill
Monitoring Location OB11A - Dissolved Metals

Printed 12/10/21

	Antimony, dissolved (mg/L)	Arsenic, dissolved (mg/L)	Barium, dissolved (mg/L)	Beryllium, dissolved (mg/L)	Cadmium, dissolved (mg/L)	Calcium, dissolved (mg/L)	Chromium, dissolved (mg/L)	Cobalt, dissolved (mg/L)	Copper, dissolved (mg/L)	Iron, dissolved (mg/L)	Lead, dissolved (mg/L)	Magnesium, dissolved (mg/L)	Manganese, dissolved (mg/L)	Mercury, dissolved (mg/L)
MCL/ GWPS	0.006	0.01	2	0.004	0.005		0.1				0.015			0.002
4/20/11	0.005 U	0.005 U	0.193	0.005 U	0.005 U	76.0	0.01 U	0.02	0.009	0.8	0.005 U	56.2	6.520	0.0002 U
9/6/11	--	--	--	--	--	--	--	--	--	--	--	--	--	--
3/12/12	0.005 U	0.005 U	0.179	0.005 U	0.005 U	90.9	0.01 U	0.02	0.006	0.9	0.005 U	67.6	6.630	0.0002 U
9/13/12	0.005 U	0.005 U	0.169	0.005 U	0.005 U	94.3	0.01 U	0.02	0.006	1.0	0.005 U	66.0	6.210	0.0002 U
3/26/13	0.005 U	0.005 U	0.190	0.005 U	0.005 U	83.9	0.01 U	0.02	0.014	1.0	0.005 U	63.2	6.700	0.0002 U
9/12/13	0.005 U	0.005 U	0.163	0.005 U	0.005 U	96.6	0.01 U	0.03	0.006	1.1	0.005 U	67.5	7.130	0.0002 U
3/11/14	0.005 U	0.005 U	0.203	0.005 U	0.005 U	80.7	0.01 U	0.02	0.005	0.8	0.005 U	60.1	6.430	0.0002 U
9/10/14	0.005 U	0.005 U	0.186	0.005 U	0.005 U	100.0	0.01 U	0.02	0.006	1.1	0.005 U	70.4	7.290	0.0002 U
3/19/15	0.002 U	0.002	0.180	0.002 U	0.002 J	99.0	0.02	0.02	0.003 J	0.5	0.002 U	73.0	7.600	0.0002 U
9/1/15	0.001 U	0.003	0.160	0.001 U	0.002	120.0	0.01 U	0.03	0.005 U	0.7	0.001 U	83.0	8.600	0.0002 U
3/21/16	0.002 U	0.002 U	0.199	0.002 U	0.002 U	108.0	0.00	0.03	0.002	1.4	0.002 U	76.8	8.870	0.0002 U
8/30/16	0.002 U	0.002	0.188	0.002 U	0.002 U	114.0	0.00 U	0.03	0.003	1.4	0.002 U	82.6	9.140	0.0002 U
3/8/17	0.002 U	0.004	0.158	0.002 U	0.002 U	125.0	0.00 U	0.04	0.014	2.3	0.002 U	86.0	9.530	0.0002 U
9/14/17	0.002 U	0.002 U	0.145	0.002 U	0.002 U	110.0	0.01	0.03	0.002 U	1.6	0.002 U	76.3	9.100	0.0002 U
3/29/18	0.002 U	0.003	0.156	0.002 U	0.002 U	122.0	0.01	0.03	0.002 U	1.0	0.002 U	81.1	10.900	0.0002 U
9/5/18	0.002 U	0.002	0.177	0.002 U	0.002 U	120.0	0.02	0.03	0.002 U	1.0	0.002 U	79.8	11.100	0.0002 U

Gude Landfill

Monitoring Location OB11A - Dissolved Metals

	Nickel, dissolved (mg/L)	Potassium, dissolved (mg/L)	Selenium, dissolved (mg/L)	Silver, dissolved (mg/L)	Sodium, dissolved (mg/L)	Thallium, dissolved (mg/L)	Vanadium, dissolved (mg/L)	Zinc, dissolved (mg/L)
MCL/ GWPS			0.05			0.002		
4/20/11	0.02	6.6	0.005 U	0.01 U	84.5	0.005 U	0.01 U	0.024
9/6/11	0.02	--	--	--	--	--	--	--
3/12/12	0.02	6.6	0.005 U	0.01 U	98.9	0.005 U	0.01 U	0.023
9/13/12	0.03	7.3	0.005 U	0.01 U	95.2	0.005 U	0.01 U	0.020
3/26/13	0.02	7.6	0.005 U	0.01 U	96.0	0.005 U	0.01 U	0.021
9/12/13	0.02	6.7	0.005	0.01 U	97.8	0.005 U	0.01 U	0.019
3/11/14	0.02	6.8	0.005 U	0.01 U	88.4	0.005 U	0.01 U	0.021
9/10/14	0.02	6.0	0.006	0.01 U	103.0	0.005 U	0.01 U	0.019
3/19/15	0.04	6.0	0.035 U	0.01 U	96.0	0.002 U	0.01 U	0.021
9/1/15	0.03	6.4	0.009	0.00 U	110.0	0.001 U	0.01 U	0.022
3/21/16	0.02	5.3	0.006	0.00 U	106.0	0.001 U	0.00 U	0.017
8/30/16	0.03	5.7	0.007	0.00 U	113.0	0.001 U	0.00 U	0.016
3/8/17	0.04	5.4	0.008	0.00 U	118.0	0.001 U	0.00	0.018
9/14/17	0.03	5.4	0.005	0.00 U	109.0	0.001 U	0.00 U	0.014
3/29/18	0.03	5.3	0.008	0.00 U	115.0	0.001 U	0.00 U	0.017
9/5/18	0.03	5.0	0.006	0.00 U	106.0	0.001 U	0.00	0.020

Gude Landfill
Monitoring Location OB11A - Total Metals

Printed 12/10/21

	Antimony, total (mg/L)	Arsenic, total (mg/L)	Barium, total (mg/L)	Beryllium, total (mg/L)	Boron, total (mg/L)	Cadmium, total (mg/L)	Calcium, total (mg/L)	Chromium, total (mg/L)	Cobalt, total (mg/L)	Copper, total (mg/L)	Iron, total (mg/L)	Lead, total (mg/L)
MCL/ GWPS	0.006	0.01	2	0.004		0.005		0.1				0.015
4/27/01	0.0007 U	0.0020 U	0.1587	0.0005 U	--	0.0049	--	0.0003 U	0.0764	0.0100 U	--	0.00130 U
9/4/01	0.0020 U	0.0033	0.1826	0.0017 U	--	0.0054	--	0.0012 U	0.0650	0.0101	--	0.00670
3/13/02	0.0005 U	0.0032	0.1753	0.0017 U	--	0.0058	--	0.0012 U	0.0341	0.0071	--	0.00370
9/16/02	0.0007 U	0.0020 U	0.0092	0.0004 U	--	0.0020 U	--	0.0026	0.0025	0.0061	--	0.00240
6/3/03	0.0014 U	0.0040 U	0.2364	0.0008 U	--	0.0048	--	0.0010 U	0.0590	0.0246	--	0.00200 U
10/9/03	0.0045 U	0.0040 U	0.1753	0.0080 U	--	0.0100 U	--	0.0025 U	0.0524	0.0500 U	--	0.00200 U
3/25/04	0.0009 U	0.0020 U	0.0733	0.0016 U	--	0.0061	--	0.0020 U	0.0020 U	0.0100 U	--	0.00200 U
9/21/04	0.0028 U	0.0087	0.2284	0.0012 U	--	0.0100	--	0.0025	0.0614	0.0245	--	0.01790
4/6/05	0.0028 U	0.0020 U	0.0603	0.0012 U	--	0.0076	--	0.0020 U	0.0022	0.0160	--	0.00260
9/21/05	0.0028 U	0.0027	0.1653	0.0012 U	--	0.0051	--	0.0007 U	0.0437	0.0232	--	0.00300
4/4/06	0.0006 U	0.0020 U	0.1678	0.0007 U	--	0.0050	--	0.0020 U	0.0411	0.0149	--	0.00310
9/25/06	0.0007 U	0.0020 U	0.1785	0.0009 U	--	0.0020	--	0.0007 U	0.0360	0.0076	--	0.00070 U
4/17/07	0.0007 U	0.0020 U	0.1767	0.0009 U	0.363	--	--	0.0007 U	0.0664	0.0092	--	0.00070 U
10/3/07	0.0020 U	0.0072	0.1365	0.0009 U	0.612	--	--	0.0024	0.0239	0.0108	--	0.00790
3/26/08	0.0005 U	0.0031	0.1441	0.0010 U	0.265	--	--	0.0020 U	0.0361	0.0088	--	0.00200 U
9/24/08	0.0010 U	0.0040 U	0.1335	0.0020 U	0.775	--	--	0.0016 U	0.0332	0.0109	--	0.00200 U
3/9/09	0.0010 U	0.0100 U	0.1616	0.0012 U	0.441	--	--	0.0102	0.0204	0.0119	--	0.01000 U
9/22/09	0.0020 U	0.0020 U	0.1510	0.0020 U	--	0.0025	99.00	0.0020 U	0.0360	0.0103	1.6100	0.00200 U
7/26/10	0.0010 U	0.0013	0.1500	0.0010 U	--	0.0032	--	0.0030	0.0340	0.0030	--	0.00100 U
9/15/10	0.0050 U	0.0050 U	0.1820	0.0050 U	--	0.0050 U	89.80	0.0050 U	0.0337	0.0102	1.3300	0.00500 U
4/20/11	0.0050 U	0.0050 U	0.9570	0.0102	--	0.0059	84.70	0.0321	0.1440	0.1700	48.4000 J	0.07230
9/6/11	0.0050 U	0.0050 U	0.1660	0.0050 U	--	0.0050 U	93.50	0.0050 U	0.0250	0.0057	1.0100	0.00500 U
3/12/12	0.0050 U	0.0050 U	0.1830	0.0050 U	--	0.0050 U	93.40	0.0050 U	0.0250	0.0057	1.0500	0.00500 U

Shaded concentrations represent MCL/GWPS exceedances

Printed on Recycled Paper

Gude Landfill
Monitoring Location OB11A - Total Metals

Printed 12/10/21

	Antimony, total (mg/L)	Arsenic, total (mg/L)	Barium, total (mg/L)	Beryllium, total (mg/L)	Boron, total (mg/L)	Cadmium, total (mg/L)	Calcium, total (mg/L)	Chromium, total (mg/L)	Cobalt, total (mg/L)	Copper, total (mg/L)	Iron, total (mg/L)	Lead, total (mg/L)
9/13/12	0.0050 U	0.0050 U	0.1650	0.0050 U	--	0.0050 U	91.40	0.0050 U	0.0271	0.0065	1.0700	0.00500 U
3/26/13	0.0050 U	0.0050 U	0.1910	0.0050 U	--	0.0050 U	85.30	0.0050 U	0.0240	0.0143	1.0800	0.00500 U
9/12/13	0.0050 U	0.0050 U	0.1650	0.0050 U	--	0.0050 U	99.60	0.0050 U	0.0256	0.0065	1.1900	0.00500 U
3/11/14	0.0050 U	0.0050 U	0.2060	0.0050 U	--	0.0050 U	79.60	0.0050 U	0.0235	0.0058	0.9290	0.00500 U
9/10/14	0.0050 U	0.0050 U	0.1850	0.0050 U	--	0.0050 U	97.30	0.0050 U	0.0246	0.0067	1.1300	0.00500 U
3/19/15	0.0020 U	0.0022	0.1800	0.0020 U	--	0.0026 J	100.00	0.0210	0.0250	0.0048 J	0.9100	0.00200 U
9/1/15	0.0010 U	0.0035	0.1500	0.0010 U	--	0.0020	120.00	0.0050 U	0.0320	0.0050 U	0.8200	0.00100 U
3/21/16	0.0020 U	0.0022	0.1930	0.0020 U	--	0.0020	110.00	0.0044	0.0271	0.0037	1.6800	0.00200 U
8/30/16	0.0020 U	0.0020 U	0.1790	0.0020 U	--	0.0020 U	113.00	0.0020 U	0.0302	0.0038	1.5900	0.00200 U
3/8/17	0.0020 U	0.0054	0.1610	0.0020 U	--	0.0020 U	121.00	0.0080	0.0388	0.0146	2.3700	0.00200 U
9/14/17	0.0020 U	0.0020 U	0.1480	0.0020 U	--	0.0020 U	109.00	0.0051	0.0319	0.0020 U	1.7000	0.00200 U
3/29/18	0.0020 U	0.0036	0.1590	0.0020 U	--	0.0020 U	126.00	0.0104	0.0300	0.0028	1.3700	0.00200 U
9/5/18	0.0020 U	0.0028	0.1820	0.0020 U	--	0.0020 U	122.00	0.0104	0.0337	0.0046	1.3000	0.00200 U
4/10/19	0.0010 U	0.0011	0.1650	0.0010 U	--	0.0010	99.70 B	0.0013	0.0383	0.0019	1.8900	0.00100 U
7/29/19	0.0010 U	0.0012	0.1910	0.0010 U	--	0.0012	103.00 B	0.0013	0.0356	0.0080	1.9600	0.00186
3/11/20	0.0010 U	0.0010 U	0.2070	0.0010 U	--	0.0012	113.00	0.0011	0.0363	0.0053	1.6300	0.00106
7/30/20	0.0010 U	0.0011	0.1940	0.0010 U	--	0.0010 U	109.00	0.0011	0.0401	0.0027	1.7800	0.00100 U
3/31/21	0.0010 U	0.0027	0.1860	0.0010 U	--	0.0017	107.00	0.0026	0.0395	0.0090	8.1100	0.00634
9/3/21	0.0010 U	0.0014	0.1990	0.0010 U	--	0.0013	118.00	0.0012	0.0421	0.0049	2.6400	0.00166

Gude Landfill
Monitoring Location OB11A - Total Metals

Printed 12/10/21

	Magnesium, total (mg/L)	Manganese, total (mg/L)	Mercury, total (mg/L)	Nickel, total (mg/L)	Potassium, total (mg/L)	Selenium, total (mg/L)	Silver, total (mg/L)	Sodium, total (mg/L)	Thallium, total (mg/L)	Tin, total (mg/L)	Vanadium, total (mg/L)
MCL/ GWPS			0.002			0.05			0.002		
4/27/01	--	5.42000	0.000200 U	0.0293	--	0.00180 U	0.0052 U	--	0.0009 U	0.2000 U	0.00060 U
9/4/01	--	6.99000	0.000100 U	0.0343	--	0.00200 U	0.0044 U	--	0.0010	0.2000 U	0.00070 U
3/13/02	--	6.38600	0.000200 U	0.0224	--	0.00090 U	0.0044 U	--	0.0009 U	0.2000 U	0.00070 U
9/16/02	--	1.18200	0.000100 U	0.0055	--	0.00420	0.0096 U	--	0.0010 U	0.0008 U	0.00030 U
6/3/03	--	5.86600	0.000400	0.0307	--	0.00240 U	0.0192 U	--	0.0020 U	0.0008 U	0.00060 U
10/9/03	--	5.68800	0.000300	0.0323	--	0.00350 U	0.0110 U	--	0.0020 U	0.0003 U	0.00200 U
3/25/04	--	0.53640	0.001900	0.0138	--	0.00200 U	0.0022 U	--	0.0004 U	0.0020 U	0.00040 U
9/21/04	--	5.13700	0.001100	0.0437	--	0.00480	0.0018 U	--	0.0010 U	0.0020 U	0.00200 U
4/6/05	--	0.89880	0.001900	0.0182	--	0.00200 U	0.0018 U	--	0.0006 U	0.0050 U	0.00040 U
9/21/05	--	5.40800	0.000300	0.0343	--	0.00220	0.0018 U	--	0.0006 U	0.0050 U	0.00040 U
4/4/06	--	6.88850	0.000200 U	0.0382	--	0.00220	0.0004 U	--	0.0004 U	0.0050 U	0.00040 U
9/25/06	--	4.92200	0.000300	0.0236	--	0.00200 U	0.0005 U	--	0.0007 U	0.0050 U	0.00070 U
4/17/07	--	--	0.000500	0.0228	--	0.00290	0.0005 U	--	0.0007 U	0.0500 U	0.00070 U
10/3/07	--	--	0.001400	0.0306	--	0.00670	0.0005 U	--	0.0007 U	0.0020 U	0.00070 U
3/26/08	--	--	0.000800	0.0285	--	0.00220	0.0001 U	--	0.0010 U	0.0500 U	0.00200 U
9/24/08	--	--	0.000500	0.0269	--	0.00400 U	0.0016 U	--	0.0012 U	0.0011 U	0.00120 U
3/9/09	--	--	0.000900	0.0376	--	0.01000 U	0.0043 U	--	0.0008 U	0.0011 U	0.00080 U
9/22/09	69.200	5.23000	0.000200	0.0299	5.710	0.00480	0.0020 U	107.00	0.0020 U	--	0.00200 U
7/26/10	--	--	0.000200	0.0250	--	0.00100 U	0.0010 U	--	0.0010 U	0.0050 U	0.00500 U
9/15/10	67.000	6.38000	0.000200 U	0.0232	6.810	0.00620	0.0050 U	101.00	0.0050 U	--	0.00500 U
4/20/11	55.000	13.10000	0.000200 U	0.0701	13.700 J	0.01850	0.0050 U	38.50 J	0.0050 U	--	0.09190
9/6/11	68.600	5.83000	0.000200 U	--	6.830	0.00500 U	0.0050 U	99.80	0.0050 U	--	0.00500 U
3/12/12	69.900	6.29000	0.000200 U	0.0186	6.410	0.00500 U	0.0050 U	99.40	0.0050 U	--	0.00500 U

Shaded concentrations represent MCL/GWPS exceedances

Printed on Recycled Paper

Gude Landfill
Monitoring Location OB11A - Total Metals

Printed 12/10/21

	Magnesium, total (mg/L)	Manganese, total (mg/L)	Mercury, total (mg/L)	Nickel, total (mg/L)	Potassium, total (mg/L)	Selenium, total (mg/L)	Silver, total (mg/L)	Sodium, total (mg/L)	Thallium, total (mg/L)	Tin, total (mg/L)	Vanadium, total (mg/L)
9/13/12	64.800	6.14000	0.000200 U	0.0226	6.840	0.00713	0.0050 U	95.10	0.0050 U	--	0.00500 U
3/26/13	65.700	6.82000	0.000200 U	0.0202	7.390	0.00500 U	0.0050 U	99.50	0.0050 U	--	0.00500 U
9/12/13	70.600	7.21000	0.000200 U	0.0239	6.780	0.00500 U	0.0050 U	102.00	0.0050 U	--	0.00500 U
3/11/14	57.400	6.80000	0.000200 U	0.0179	6.790	0.00500 U	0.0050 U	83.00	0.0050 U	--	0.00500 U
9/10/14	69.100	7.37000	0.000200 U	0.0225	5.830	0.00542	0.0050 U	99.70	0.0050 U	--	0.00500 U
3/19/15	76.000	7.80000	0.000280	0.0400	5.900	0.03500 U	0.0100 U	95.00	0.0020 U	--	0.01000 U
9/1/15	84.000	8.70000	0.000200 U	0.0260	6.400	0.00940	0.0010 U	120.00	0.0011	--	0.00500 U
3/21/16	77.600	8.92000	0.000200 U	0.0240	4.640	0.00618	0.0020 U	106.00	0.0010 U	--	0.00200 U
8/30/16	80.000	9.25000	0.000200 U	0.0264	5.370	0.00547	0.0020 U	111.00	0.0010 U	--	0.00200 U
3/8/17	83.900	10.60000	0.000200 U	0.0387	5.240	0.00839	0.0020 U	115.00	0.0010 U	--	0.00255
9/14/17	75.700	9.22000	0.000200 U	0.0275	5.360	0.00449	0.0020 U	108.00	0.0010 U	--	0.00200 U
3/29/18	85.000	10.30000	0.000200 U	0.0299	5.450	0.00775	0.0020 U	120.00	0.0010 U	--	0.00200 U
9/5/18	81.200	10.90000	0.000200 U	0.0319	5.100	0.00686	0.0020 U	108.00	0.0010 U	--	0.00281
4/10/19	85.800	13.20000	0.000244	0.0342	5.670	0.00101	0.0010 U	123.00	0.0010 U	--	0.00100 U
7/29/19	83.900	13.50000	0.000963	0.0325	5.700	0.00100 U	0.0010 U	118.00 B	0.0010 U	--	0.00100 U
3/11/20	98.300	14.70000	0.000328	0.0310	5.950	0.00100 U	0.0010 U	139.00	0.0010 U	--	0.00100 U
7/30/20	95.000	14.60000	0.000312	0.0340	5.920	0.00100 U	0.0010 U	136.00	0.0010 U	--	0.00100 U
3/31/21	88.900	14.60000	0.001330	0.0358	5.610	0.00144	0.0010 U	123.00	0.0010 U	--	0.00100 U
9/3/21	97.000	15.70000	0.000536	0.0403	6.100	0.00100 U	0.0010 U	136.00	0.0010 U	--	0.00100 U

Gude Landfill
Monitoring Location OB11A - Total Metals

Printed 12/10/21

	Zinc, total (mg/L)
MCL/ GWPS	
4/27/01	--
9/4/01	--
3/13/02	--
9/16/02	--
6/3/03	--
10/9/03	--
3/25/04	--
9/21/04	--
4/6/05	--
9/21/05	--
4/4/06	--
9/25/06	--
4/17/07	0.01930
10/3/07	0.02290
3/26/08	0.02190
9/24/08	0.02500
3/9/09	0.03050
9/22/09	0.02490
7/26/10	0.02700
9/15/10	0.02180
4/20/11	0.26700
9/6/11	0.02100
3/12/12	0.02110

Gude Landfill
Monitoring Location OB11A - Total Metals

Printed 12/10/21

Zinc, total (mg/L)

9/13/12	0.02230
3/26/13	0.02060
9/12/13	0.01920
3/11/14	0.02220
9/10/14	0.01890
3/19/15	0.02200
9/1/15	0.01900
3/21/16	0.01690
8/30/16	0.01410
3/8/17	0.01830
9/14/17	0.01440
3/29/18	0.01630
9/5/18	0.02000
4/10/19	0.01890
7/29/19	0.02040
3/11/20	0.02190
7/30/20	0.01880
3/31/21	0.02440
9/3/21	0.01930

Gude Landfill

Monitoring Location OB11A - Volatile Organic Compounds

	1,1,1,2-Tetrachloroethane (ug/L)	1,1,1-Trichloroethane (ug/L)	1,1,2,2-Tetrachloroethane (ug/L)	1,1,2-Trichloroethane (ug/L)	1,1-Dichloroethane (ug/L)	1,1-Dichloroethene (ug/L)	1,1-Dichloropropene (ug/L)	1,2,3-Trichloropropane (ug/L)	1,2-Dibromo-3-chloropropane (ug/L)	1,2-Dibromoethane (ug/L)	1,2-Dichlorobenzene (ug/L)	1,2-Dichloroethane (ug/L)	1,2-Dichloropropane (ug/L)	1,3-Dichloropropane (ug/L)
MCL/ GWPS	200		5		7			0.2	0.05	600	5	5		
4/27/01	0.18 U	0.15 U	0.23 U	0.22 U	20.54	1.00 U	0.22 U	0.21 U	0.14 U	0.20 U	10.00 U	1.22	3.07	0.19 U
9/4/01	0.18 U	1.00 U	0.23 U	5.49	43.34	1.26	0.22 U	0.21 U	1.00 U	0.20 U	10.00 U	2.69	6.21	0.19 U
3/13/02	0.18 U	1.00 U	0.23 U	5.31	60.97	1.71	0.22 U	0.21 U	0.14 U	0.20 U	10.00 U	4.55	10.71	0.19 U
9/16/02	0.18 U	0.15 U	0.23 U	0.22 U	1.43	0.15 U	0.22 U	0.21 U	0.14 U	0.20 U	10.00 U	1.00 U	1.19	0.19 U
6/3/03	0.18 U	0.15 U	0.23 U	0.22 U	13.69	1.00 U	0.22 U	0.21 U	1.00 U	0.20 U	10.00 U	1.17	2.59	0.19 U
10/9/03	0.18 U	0.15 U	0.23 U	0.22 U	23.13	1.00 U	0.22 U	0.21 U	0.14 U	0.20 U	1.76	1.96	4.87	0.19 U
3/25/04	0.18 U	0.15 U	0.23 U	0.22 U	18.91	1.00 U	0.22 U	1.00 U	1.00 U	0.20 U	10.00 U	1.00 U	2.28	0.19 U
9/21/04	0.13 U	0.24 U	0.44 U	0.25 U	26.32	1.00 U	0.35 U	0.40 U	0.33 U	0.28 U	2.16	2.59	7.10	0.33 U
4/6/05	0.13 U	0.24 U	0.44 U	0.25 U	9.72	0.37 U	0.35 U	0.40 U	1.00 U	0.28 U	10.00 U	0.27 U	2.69	0.33 U
9/21/05	0.13 U	0.24 U	0.44 U	0.25 U	30.41	1.00 U	0.35 U	0.40 U	0.33 U	0.28 U	10.00 U	3.16	6.69	0.33 U
4/4/06	0.13 U	0.24 U	0.44 U	0.25 U	27.58	1.00 U	0.35 U	0.40 U	0.33 U	0.28 U	10.00 U	3.15	7.89	0.33 U
9/25/06	0.13 U	0.24 U	0.44 U	0.25 U	6.36	1.00 U	0.35 U	0.40 U	0.33 U	0.28 U	10.00 U	2.36	5.03	0.33 U
4/17/07	0.13 U	0.24 U	0.44 U	0.25 U	14.01	1.00 U	0.35 U	0.40 U	0.33 U	0.28 U	10.00 U	0.27 U	3.93	0.33 U
10/3/07	0.13 U	0.24 U	0.44 U	0.25 U	28.55	1.00 U	0.35 U	0.40 U	0.33 U	0.28 U	10.00 U	5.76	8.63	0.33 U
3/26/08	0.18 U	0.18 U	0.21 U	0.23 U	28.90	0.76	0.26 U	0.14 U	0.24 U	0.16 U	2.45	5.34	7.85	0.20 U
9/24/08	0.12 U	0.17 U	0.14 U	0.17 U	24.24	0.53	0.13 U	0.17 U	0.20 U	0.08 U	2.05	4.48	7.26	0.13 U
3/9/09	0.12 U	0.17 U	0.14 U	0.17 U	23.08	0.61	0.13 U	0.17 U	0.20 U	0.08 U	--	3.60	6.44	0.13 U
9/22/09	1.00 U	1.00 U	1.00 U	1.00 U	27.80	0.89 J	1.00 U	1.00 U	1.00 U	1.00 U	2.45	1.00 U	7.20	1.00 U
7/26/10	1.00 U	1.00 U	1.00 U	1.00 U	29.00	1.00 U	1.00 U	1.00 U	10.00 U	1.00 U	2.00	4.00	7.00	1.00 U
9/15/10	2.00 U	2.00 U	2.00 U	2.00 U	16.40	1.07 J	2.00 U	2.00 U	2.00 U	2.00 U	1.10 J	1.88 J	4.06	2.00 U

Gude Landfill

Printed 12/10/21

Monitoring Location OB11A - Volatile Organic Compounds

	1,1,1,2-Tetrachloroethane (ug/L)	1,1,1-Trichloroethane (ug/L)	1,1,1,2,2-Tetrachloroethane (ug/L)	1,1,2-Trichloroethane (ug/L)	1,1-Dichloroethane (ug/L)	1,1-Dichloroethene (ug/L)	1,1-Dichloropropene (ug/L)	1,2,3-Trichloropropane (ug/L)	1,2-Dibromo-3-chloropropane (ug/L)	1,2-Dibromoethane (ug/L)	1,2-Dichlorobenzene (ug/L)	1,2-Dichloroethane (ug/L)	1,2-Dichloropropane (ug/L)	1,3-Dichloropropane (ug/L)
4/20/11	1.00 U	1.00 U	1.00 U	1.00 U	1.00 U	1.00 U	--	1.00 U	1.00 U	1.80	2.80	1.00 U	3.70	--
9/6/11	1.00 U	1.00 U	1.00 U	1.00 U	1.00 U	1.00 U	--	1.00 U	1.00 U	1.00 U	1.00 U	1.00 U	1.00 U	--
3/12/12	1.00 U	1.00 U	1.00 U	1.00 U	15.00	1.00 U	--	1.00 U	1.00 U	1.00 U	2.10	1.00 U	4.60	--
9/13/12	1.00 U	1.00 U	1.00 U	1.00 U	15.80	1.00 U	1.00 U	1.00 U	1.00 U	1.00 U	1.00 U	1.00 U	1.00 U	1.00 U
3/26/13	1.00 U	1.00 U	1.00 U	1.00 U	15.20	1.00 U	1.00 U	1.00 U	1.00 U	1.00 U	1.87	2.48	4.08	1.00 U
9/12/13	1.00 U	1.00 U	1.00 U	1.00 U	16.40	1.00 U	1.00 U	1.00 U	1.00 U	1.00 U	2.05	3.56	3.75	1.00 U
3/11/14	1.00 U	1.00 U	1.00 U	1.00 U	13.10	1.00 U	1.00 U	1.00 U	1.00 U	1.00 U	--	2.09	3.90	1.00 U
9/10/14	1.00 U	1.00 U	1.00 U	1.00 U	1.00 U	1.00 U	1.00 U	1.00 U	1.00 U	1.00 U	1.00 U	1.00 U	1.00 U	1.00 U
3/19/15	1.00 U	1.00 U	1.00 U	1.00 U	15.90	1.00 U	1.00 U	1.00 U	1.00 U	1.00 U	2.19	2.50	4.48	1.00 U
9/1/15	1.00 U	1.00 U	1.00 U	1.00 U	15.10	1.00 U	1.00 U	1.00 U	1.00 U	1.00 U	2.05	2.68	4.70	1.00 U
3/21/16	1.00 U	1.00 U	1.00 U	1.00 U	16.70	1.00 U	1.00 U	1.00 U	1.00 U	1.00 U	2.70	2.66	5.10	1.00 U
8/30/16	1.00 U	1.00 U	1.00 U	1.00 U	14.40	1.00 U	1.00 U	1.00 U	1.00 U	1.00 U	2.45	2.41	4.46	1.00 U
3/8/17	1.00 U	1.00 U	1.00 U	1.00 U	15.00	1.00 U	1.00 U	1.00 U	1.00 U	1.00 U	2.59	2.60	4.94	1.00 U
9/14/17	1.00 U	1.00 U	1.00 U	1.00 U	13.50	1.00 U	1.00 U	1.00 U	1.00 U	1.00 U	2.55	2.16	4.20	1.00 U
3/29/18	1.00 U	1.00 U	1.00 U	1.00 U	14.00	1.00 U	1.00 U	1.00 U	1.00 U	1.00 U	2.54	2.57	4.67	1.00 U
9/5/18	1.00 U	1.00 U	1.00 U	1.00 U	13.20	1.00 U	1.00 U	1.00 U	1.00 U	1.00 U	2.31	2.31	4.45	1.00 U
4/10/19	1.00 U	1.00 U	1.00 U	1.00 U	5.80	1.00 U	1.00 U	1.00 U	1.00 U	1.00 U	1.10	1.00 U	2.10	1.00 U
7/29/19	1.00 U	1.00 U	1.00 U	1.00 U	13.70	1.00 U	1.00 U	1.00 U	1.00 U	1.00 U	2.80	2.60	4.80	1.00 U
3/11/20	1.00 U	1.00 U	1.00 U	1.00 U	10.10	1.00 U	1.00 U	1.00 U	1.00 U	1.00 U	2.50	1.50	3.50	1.00 U
7/30/20	1.00 U	1.00 U	1.00 U	1.00 U	12.30	1.00 U	1.00 U	1.00 U	0.05 U	0.02 U	2.80	2.20	4.60	1.00 U
3/31/21	1.00 U	1.00 U	1.00 U	1.00 U	12.10	1.00 U	1.00 U	1.00 U	0.05 U	0.02 U	2.40	2.10	4.20	1.00 U
9/3/21	1.00 U	1.00 U	1.00 U	1.00 U	9.10	1.00 U	1.00 U	1.00 U	0.05 U	0.02 U	3.00	1.60	3.60	1.00 U

Shaded concentrations represent MCL/GWPS exceedances

Printed on Recycled Paper

Gude Landfill
Monitoring Location OB11A - Volatile Organic Compounds

Printed 12/10/21

	1,4-Dichlorobenzene (ug/L)	2,2-Dichloropropane (ug/L)	2-Butanone (ug/L)	2-Hexanone (ug/L)	4-Methyl-2-Pentanone (ug/L)	Acetone (ug/L)	Acrylonitrile (ug/L)	Benzene (ug/L)	Bromochloromethane (ug/L)	Bromodichloromethane (ug/L)	Bromoform (ug/L)	Bromomethane (ug/L)	Carbon Disulfide (ug/L)	Carbon Tetrachloride (ug/L)
MCL/ GWPS	75							5		80	80			5
4/27/01	10.00 U	0.11 U	--	1.00 U	--	0.15 U	--	6.48	0.20 U	0.18 U	0.14 U	0.15 U	0.38 U	0.15 U
9/4/01	10.00 U	1.00 U	--	0.18 U	--	1.00 U	--	12.45	1.00 U	0.18 U	0.14 U	1.00 U	0.38 U	0.15 U
3/13/02	10.00 U	1.00 U	--	0.18 U	--	1.00 U	--	17.54	1.00 U	0.18 U	0.14 U	0.15 U	0.38 U	0.15 U
9/16/02	10.00 U	0.11 U	--	0.18 U	--	0.15 U	--	0.21 U	0.20 U	0.18 U	0.14 U	0.15 U	0.38 U	0.15 U
6/3/03	10.00 U	0.11 U	--	0.18 U	--	0.15 U	--	4.70	0.20 U	0.18 U	0.14 U	0.15 U	0.38 U	0.15 U
10/9/03	6.16	0.11 U	1.21	0.18 U	--	0.15 U	--	7.54	0.20 U	0.18 U	0.14 U	0.15 U	0.38 U	0.15 U
3/25/04	10.00 U	0.11 U	0.11	0.18 U	--	0.15 U	--	1.00 U	0.20 U	0.18 U	0.14 U	1.00 U	1.00 U	0.15 U
9/21/04	9.88	0.23 U	0.29 U	1.15	--	0.39 U	--	7.71	0.34 U	0.31 U	0.27 U	0.31 U	2.50 U	0.25 U
4/6/05	10.00 U	0.23 U	1.00 U	1.00 U	--	0.39 U	--	0.28 U	0.34 U	0.31 U	0.27 U	0.31 U	0.75 U	0.25 U
9/21/05	10.00 U	0.23 U	1.75	0.19 U	--	0.39 U	--	8.53	0.34 U	0.31 U	0.27 U	0.31 U	0.75 U	0.25 U
4/4/06	10.00 U	0.23 U	0.29 U	0.19 U	--	0.39 U	--	5.66	0.34 U	0.31 U	0.27 U	0.31 U	0.75 U	0.25 U
9/25/06	10.00 U	1.00 U	0.29 U	0.19 U	--	0.39 U	--	5.76	0.34 U	0.31 U	0.27 U	1.00 U	0.75 U	0.25 U
4/17/07	10.00 U	0.23 U	0.29 U	0.19 U	--	0.39 U	--	4.87	0.34 U	0.31 U	0.27 U	0.31 U	0.75 U	0.25 U
10/3/07	10.45	0.23 U	2.95	0.19 U	--	0.39 U	--	9.72	1.00 U	0.31 U	0.27 U	0.31 U	0.75 U	0.25 U
3/26/08	11.24	1.43	--	--	--	--	--	7.37	0.12 U	0.19 U	0.12 U	0.50 U	--	0.13 U
9/24/08	12.30	0.50 U	--	--	--	--	--	7.13	0.14 U	0.11 U	0.16 U	0.12 U	--	0.14 U
3/9/09	--	0.22 U	--	--	--	--	--	6.67	0.14 U	0.11 U	0.16 U	0.12 U	--	0.14 U
9/22/09	15.20	1.00 U	0.66 J	1.00 U	1.00 U	1.00 U	1.00 U	7.51	1.00 U	1.00 U	1.00 U	1.00 U	2.50 U	1.00 U
7/26/10	15.00	1.00 U	10.00 U	5.00 U	5.00 U	5.00 U	10.00 U	7.00	1.00 U	1.00 U	5.00 U	1.00 U	1.00 U	1.00 U
9/15/10	9.32	2.00 U	2.00 U	2.00 U	2.00 U	22.80	2.00 U	3.59	2.00 U	2.00 U	2.00 U	2.00 U	5.00 U	2.00 U

Shaded concentrations represent MCL/GWPS exceedances

Printed on Recycled Paper

Gude Landfill
Monitoring Location OB11A - Volatile Organic Compounds

Printed 12/10/21

	1,4-Dichlorobenzene (ug/L)	2,2-Dichloropropane (ug/L)	2-Butanone (ug/L)	2-Hexanone (ug/L)	4-Methyl-2-Pentanone (ug/L)	Acetone (ug/L)	Acrylonitrile (ug/L)	Benzene (ug/L)	Bromochloromethane (ug/L)	Bromodichloromethane (ug/L)	Bromoform (ug/L)	Bromomethane (ug/L)	Carbon Disulfide (ug/L)	Carbon Tetrachloride (ug/L)
4/20/11	1.00 U	--	5.00 U	5.00 U	5.00 U	5.00 U	5.00 U	3.50	1.00 U	1.00 U	1.00 U	1.00 U	1.00 U	1.00 U
9/6/11	1.00 U	--	5.00 U	5.00 U	5.00 U	5.00 U	5.00 U	1.00 U	1.00 U	1.00 U	1.00 U	1.00 U	1.00 U	1.00 U
3/12/12	15.00	--	5.00 U	5.00 U	5.00 U	5.00 U	5.00 U	4.30	1.00 U	1.00 U	1.00 U	1.00 U	1.00 U	1.00 U
9/13/12	13.70	1.00 U	5.00 U	5.00 U	5.00 U	5.00 U	5.00 U	1.00 U	1.00 U	1.00 U	1.00 U	1.00 U	5.00 U	1.00 U
3/26/13	13.80	1.00 U	5.00 U	5.00 U	5.00 U	5.00 U	5.00 U	3.73	1.00 U	1.00 U	1.00 U	1.00 U	5.00 U	1.00 U
9/12/13	15.00	1.43	5.00 U	5.00 U	5.00 U	5.00 U	5.00 U	4.13	1.00 U	1.00 U	1.00 U	1.00 U	5.00 U	1.00 U
3/11/14	13.50	1.00 U	5.00 U	5.00 U	5.00 U	5.00 U	5.00 U	2.94	--	1.00 U	1.00 U	1.00 U	5.00 U	1.00 U
9/10/14	1.00 U	1.00 U	5.00 U	5.00 U	5.00 U	5.00 U	5.00 U	1.00 U	1.00 U	1.00 U	1.00 U	1.00 U	5.00 U	1.00 U
3/19/15	15.20	1.00 U	5.00 U	5.00 U	5.00 U	5.00 U	5.00 U	2.93	1.00 U	1.00 U	1.00 U	1.00 U	5.00 U	1.00 U
9/1/15	12.20	1.00 U	5.00 U	5.00 U	5.00 U	5.00 U	5.00 U	2.47	1.00 U	1.00 U	1.00 U	1.00 U	5.00 U	1.00 U
3/21/16	18.00	1.01	5.00 U	5.00 U	5.00 U	5.00 U	5.00 U	2.59	1.00 U	1.00 U	1.00 U	1.00 U	5.00 U	1.00 U
8/30/16	17.00	1.00 U	5.00 U	5.00 U	5.00 U	5.00 U	5.00 U	2.31	1.00 U	1.00 U	1.00 U	1.00 U	5.00 U	1.00 U
3/8/17	18.10	1.00 U	5.00 U	5.00 U	5.00 U	5.00 U	5.00 U	2.33	1.00 U	1.00 U	1.00 U	1.00 U	5.00 U	1.00 U
9/14/17	17.50	1.00 U	5.00 U	5.00 U	5.00 U	5.00 U	5.00 U	1.81	1.00 U	1.00 U	1.00 U	1.00 U	5.00 U	1.00 U
3/29/18	17.30	1.00 U	5.00 U	5.00 U	5.00 U	5.00 U	5.00 U	2.01	1.00 U	1.00 U	1.00 U	1.00 U	5.00 U	1.00 U
9/5/18	16.50	1.00 U	5.00 U	5.00 U	5.00 U	5.00 U	5.00 U	1.82	1.00 U	1.00 U	1.00 U	1.00 U	5.00 U	1.00 U
4/10/19	8.30	1.00 U	5.00 U	5.00 U	5.00 U	5.00 U	5.00 U	1.00 U	1.00 U	1.00 U	1.00 U	1.00 U	1.00 U	1.00 U
7/29/19	18.20	1.00 U	5.00 U	5.00 U	5.00 U	5.20	5.00 U	2.80	1.00 U	1.00 U	1.00 U	1.00 U	1.00 U	1.00 U
3/11/20	18.10	1.00 U	5.00 U	5.00 U	5.00 U	5.00 U	5.00 U	1.50	1.00 U	1.00 U	1.00 U	1.00 U	1.00 U	1.00 U
7/30/20	20.40	1.00 U	5.00 U	5.00 U	5.00 U	5.00 U	5.00 U	1.80	1.00 U	1.00 U	1.00 U	1.00 U	1.00 U	1.00 U
3/31/21	17.80	1.00 U	5.00 U	5.00 U	5.00 U	6.80	5.00 U	1.70	1.00 U	1.00 U	1.00 U	1.00 U	1.00 U	1.00 U
9/3/21	21.10	1.00 U	5.00 U	5.00 U	5.00 U	5.00 U	5.00 U	1.60	1.00 U	1.00 U	1.00 U	1.00 U	1.00 U	1.00 U

Gude Landfill
Monitoring Location OB11A - Volatile Organic Compounds

Printed 12/10/21

	Chlorobenzene (ug/L)	Chloroethane (ug/L)	Chloroform (ug/L)	Chloromethane (ug/L)	cis-1,2-Dichloroethene (ug/L)	cis-1,3-Dichloropropene (ug/L)	Dibromochloromethane (ug/L)	Ethylbenzene (ug/L)	m&p-Xylene (ug/L)	Methyl Iodide (ug/L)	Methyl Tertiary Butyl Ether (ug/L)	Methylene Bromide (ug/L)	Methylene Chloride (ug/L)	o-Xylene (ug/L)
MCL/ GWPS	100		80		70		80	700	10000				5	10000
4/27/01	36.21	1.00 U	1.00 U	0.21 U	56.95	0.19 U	0.17 U	0.26 U	0.28 U	0.17 U	--	0.22 U	17.41	0.27 U
9/4/01	76.27	1.53	1.00 U	0.21 U	118.77	0.19 U	0.17 U	0.26 U	0.28 U	0.17 U	--	0.22 U	36.20	0.27 U
3/13/02	102.70	1.25	1.20	0.21 U	99.48	0.19 U	1.00 U	0.26 U	1.00 U	0.17 U	--	0.22 U	52.22	1.00 U
9/16/02	0.28 U	1.00 U	0.23 U	0.21 U	13.44	0.19 U	0.17 U	0.26 U	0.28 U	1.00 U	--	0.22 U	0.21 U	0.27 U
6/3/03	19.98	1.00 U	0.23 U	0.21 U	54.65	0.19 U	0.17 U	0.26 U	1.00 U	0.17 U	--	0.22 U	7.18	1.00 U
10/9/03	38.78	1.00 U	1.00 U	0.21 U	87.72	0.19 U	0.17 U	0.26 U	0.28 U	0.17 U	--	0.22 U	11.68	0.27 U
3/25/04	4.61	1.00 U	1.00 U	0.21 U	37.71	0.19 U	0.17 U	0.26 U	0.28 U	0.17 U	--	0.22 U	13.59	0.27 U
9/21/04	54.04	1.00 U	1.00 U	0.25 U	102.11	0.29 U	0.27 U	0.23 U	2.00 U	0.28 U	--	0.25 U	15.83	1.00 U
4/6/05	5.74	0.31 U	0.27 U	0.25 U	23.84	0.29 U	0.27 U	0.23 U	0.40 U	0.28 U	--	0.25 U	0.34 U	0.18 U
9/21/05	51.74	1.00 U	1.00 U	0.25 U	126.58	0.29 U	0.27 U	0.23 U	0.40 U	0.28 U	--	0.25 U	10.77	1.00 U
4/4/06	51.24	1.00 U	0.27 U	0.25 U	119.67	0.29 U	0.27 U	0.23 U	0.40 U	0.28 U	--	0.25 U	8.39	1.00 U
9/25/06	34.47	0.31 U	0.27 U	0.25 U	100.04	0.29 U	0.27 U	0.23 U	0.40 U	0.28 U	--	0.25 U	3.60	0.18 U
4/17/07	23.03	1.00 U	0.27 U	0.25 U	86.72	0.29 U	0.27 U	0.23 U	0.40 U	1.00 U	--	0.25 U	2.74	1.00 U
10/3/07	52.49	1.00 U	1.00 U	0.25 U	189.64	0.29 U	0.27 U	0.23 U	0.40 U	0.28 U	--	0.25 U	9.30	1.00 U
3/26/08	42.48	0.50 U	0.50 U	0.50 U	189.43	0.13 U	0.15 U	0.26 U	0.43 U	--	5.00 U	0.15 U	5.59	0.22 U
9/24/08	39.60	0.52	0.50 U	0.20 U	173.52	0.12 U	0.13 U	0.12 U	0.23 U	--	5.00 U	0.20 U	1.73	0.11 U
3/9/09	33.51	0.13 U	0.12 U	0.50 U	148.44	0.12 U	0.13 U	0.12 U	0.23 U	--	5.76	0.20 U	2.72	0.11 U
9/22/09	36.90	0.66 J	1.00 U	1.00 U	168.00	1.00 U	1.00 U	1.00 U	2.00 U	1.00 U	2.49	1.00 U	1.77	1.00 U
7/26/10	34.00	1.00 U	1.00 U	1.00 U	180.00	1.00 U	1.00 U	1.00 U	2.00 U	20.00 U	--	1.00 U	3.00	1.00 U
9/15/10	20.60	0.89 J	2.00 U	2.00 U	81.60	2.00 U	2.00 U	2.00 U	4.00 U	2.00 U	2.00	2.00 U	5.45	2.00 U

Shaded concentrations represent MCL/GWPS exceedances

Printed on Recycled Paper

Gude Landfill
Monitoring Location OB11A - Volatile Organic Compounds

Printed 12/10/21

	Chlorobenzene (ug/L)	Chloroethane (ug/L)	Chloroform (ug/L)	Chloromethane (ug/L)	cis-1,2-Dichloroethene (ug/L)	cis-1,3-Dichloropropene (ug/L)	Dibromochloromethane (ug/L)	Ethylbenzene (ug/L)	m&p-Xylene (ug/L)	Methyl Iodide (ug/L)	Methyl Tertiary Butyl Ether (ug/L)	Methylene Bromide (ug/L)	Methylene Chloride (ug/L)	o-Xylene (ug/L)
4/20/11	29.00	1.00 U	1.00 U	1.40	76.00	1.00 U	1.00 U	1.00 U	--	1.00 U	3.80	1.00 U	1.80	--
9/6/11	1.00 U	1.00 U	1.00 U	1.00 U	1.00 U	1.00 U	1.00 U	1.00 U	--	1.00 U	2.00 U	1.00 U	1.00 U	--
3/12/12	24.00	1.00 U	1.00 U	1.00 U	100.00	1.00 U	1.00 U	1.00 U	--	1.00 U	1.00 U	1.00 U	1.00 U	--
9/13/12	22.30	1.00 U	1.00 U	1.00 U	89.00	1.00 U	1.00 U	1.00 U	2.00 U	5.00 U	5.00 U	1.00 U	1.00 U	1.00 U
3/26/13	20.50	1.00 U	1.00 U	1.00 U	78.60	1.00 U	1.00 U	1.00 U	2.00 U	5.00 U	5.00 U	1.00 U	1.00 U	1.00 U
9/12/13	21.10	1.00 U	1.00 U	1.00 U	96.50	1.00 U	1.00 U	1.00 U	2.00 U	5.00 U	5.00 U	1.00 U	1.11	1.00 U
3/11/14	17.60	1.00 U	1.00 U	1.00 U	68.50	1.00 U	1.00 U	1.00 U	2.00 U	5.00 U	5.00 U	1.00 U	1.00 U	1.00 U
9/10/14	1.00 U	1.00 U	1.00 U	1.00 U	1.68	1.00 U	1.00 U	1.00 U	2.00 U	5.00 U	5.00 U	1.00 U	1.00 U	1.00 U
3/19/15	21.40	1.00 U	1.00 U	1.00 U	75.80	1.00 U	1.00 U	1.00 U	2.00 U	5.00 U	5.00 U	1.00 U	1.00 U	1.00 U
9/1/15	20.20	1.00 U	1.00 U	1.00 U	74.20	1.00 U	1.00 U	1.00 U	2.00 U	5.00 U	5.00 U	1.00 U	1.00 U	1.00 U
3/21/16	25.20	1.00 U	1.00 U	1.00 U	74.80	1.00 U	1.00 U	1.00 U	2.00 U	5.00 U	5.00 U	1.00 U	1.00 U	1.00 U
8/30/16	23.30	1.00 U	1.00 U	1.00 U	68.10	1.00 U	1.00 U	1.00 U	2.00 U	5.00 U	5.00 U	1.00 U	1.00 U	1.00 U
3/8/17	24.30	1.00 U	1.00 U	1.00 U	73.80	1.00 U	1.00 U	1.00 U	2.00 U	5.00 U	5.00 U	1.00 U	1.00 U	1.00 U
9/14/17	21.50	1.00 U	1.00 U	1.00 U	65.50	1.00 U	1.00 U	1.00 U	2.00 U	5.00 U	5.00 U	1.00 U	1.00 U	1.00 U
3/29/18	22.40	1.00 U	1.00 U	1.00 U	68.30	1.00 U	1.00 U	1.00 U	2.00 U	5.00 U	5.00 U	1.00 U	1.00 U	1.00 U
9/5/18	20.40	1.00 U	1.00 U	1.00 U	60.80	1.00 U	1.00 U	1.00 U	2.00 U	5.00 U	5.00 U	1.00 U	1.00 U	1.00 U
4/10/19	9.10	1.00 U	1.00 U	1.00 U	27.60	1.00 U	1.00 U	1.00 U	1.00 U	1.00 U	1.00 U	1.00 U	1.00 U	1.00 U
7/29/19	23.60	1.00 U	1.00 U	1.00 U	97.30	1.00 U	1.00 U	1.00 U	1.00 U	1.00 U	2.10	1.00 U	5.60	1.00 U
3/11/20	22.70	1.00 U	1.00 U	1.00 U	56.70	1.00 U	1.00 U	1.00 U	1.00 U	1.00 U	1.60	1.00 U	1.00 U	1.00 U
7/30/20	26.10	1.00 U	1.00 U	1.00 U	66.40	1.00 U	1.00 U	1.00 U	1.00 U	1.00 U	1.90	1.00 U	1.00 U	1.00 U
3/31/21	25.00	1.00 U	1.00 U	1.00 U	54.50	1.00 U	1.00 U	1.00 U	1.00 U	1.00 U	1.90	1.00 U	1.00 U	1.00 U
9/3/21	29.70	1.00 U	1.00 U	1.00 U	52.20	1.00 U	1.00 U	1.00 U	1.00 U	1.00 U	1.60	1.00 U	1.00 U	1.00 U

Shaded concentrations represent MCL/GWPS exceedances

Printed on Recycled Paper

Gude Landfill
Monitoring Location OB11A - Volatile Organic Compounds

Printed 12/10/21

	Styrene (ug/L)	Tetrachloroethene (ug/L)	Toluene (ug/L)	trans-1,2-Dichloroethene (ug/L)	trans-1,3-Dichloropropene (ug/L)	trans-1,4-Dichloro-2-butene (ug/L)	Trichloroethene (ug/L)	Trichlorofluoromethane (ug/L)	Vinyl Acetate (ug/L)	Vinyl Chloride (ug/L)	Xylene (ug/L)
MCL/ GWPS	100	5	1000	100			5			2	10000
4/27/01	0.21 U	31.27	0.24 U	2.55	0.13 U	1.00 U	31.80	3.62	--	--	--
9/4/01	0.21 U	90.32	0.24 U	4.86	0.13 U	1.00 U	73.37	6.70	--	--	--
3/13/02	0.21 U	115.70	1.00 U	7.04	0.13 U	1.09	101.67	9.27	--	--	--
9/16/02	0.21 U	1.00 U	0.24 U	1.00 U	0.13 U	0.14 U	7.41	0.18 U	--	--	--
6/3/03	0.21 U	20.10	0.24 U	2.01	0.13 U	0.14 U	19.82	1.93	--	--	--
10/9/03	0.21 U	67.55	1.00 U	4.03	0.13 U	0.14 U	41.58	2.72	--	6.93	--
3/25/04	0.21 U	15.44	0.24 U	1.00 U	0.13 U	1.00 U	16.84	0.18 U	--	0.96	--
9/21/04	0.25 U	53.93	1.00 U	3.65	0.24 U	0.30 U	51.64	4.34	--	10.51	--
4/6/05	0.25 U	28.72	0.32 U	0.45 U	0.24 U	0.30 U	16.94	1.95	--	1.00 U	--
9/21/05	0.25 U	42.58	1.00 U	4.65	0.24 U	0.30 U	50.65	2.97	--	13.30	--
4/4/06	0.25 U	47.07	0.32 U	3.57	0.24 U	0.30 U	52.60	2.52	--	7.95	--
9/25/06	0.25 U	37.10	0.32 U	3.67	0.24 U	0.30 U	34.14	1.24	--	12.01	--
4/17/07	0.25 U	23.91	0.32 U	2.74	0.24 U	0.30 U	24.25	1.04	--	10.23	--
10/3/07	0.25 U	51.32	1.00 U	8.79	0.24 U	0.30 U	53.80	3.79	--	18.34	--
3/26/08	0.20 U	54.18	0.28 U	9.82	0.08 U	--	50.90	2.90	--	13.71	--
9/24/08	0.11 U	53.26	0.50 U	10.82	0.13 U	--	45.34	2.10	--	12.75	--
3/9/09	0.11 U	44.75	0.50 U	5.07	0.13 U	--	39.05	2.09	--	13.43	--
9/22/09	1.00 U	33.80	1.00 U	5.45	1.00 U	1.00 U	42.40	2.14	--	15.40	--
7/26/10	1.00 U	46.00	1.00 U	5.00	1.00 U	5.00 U	41.00	1.00 U	1.00 U	15.00	--
9/15/10	2.00 U	10.70	2.00 U	3.18	2.00 U	2.00 U	21.60	2.53	2.00 U	31.60	--

Shaded concentrations represent MCL/GWPS exceedances

Printed on Recycled Paper

Gude Landfill
Monitoring Location OB11A - Volatile Organic Compounds

Printed 12/10/21

	Styrene (ug/L)	Tetrachloroethene (ug/L)	Toluene (ug/L)	trans-1,2-Dichloroethene (ug/L)	trans-1,3-Dichloropropene (ug/L)	trans-1,4-Dichloro-2-butene (ug/L)	Trichloroethene (ug/L)	Trichlorofluoromethane (ug/L)	Vinyl Acetate (ug/L)	Vinyl Chloride (ug/L)	Xylene (ug/L)
4/20/11	1.00 U	14.00	1.00 U	1.00 U	1.00 U	5.00 U	17.00	2.90	1.00 U	11.00	1.00 U
9/6/11	1.00 U	1.00 U	1.00 U	1.00 U	1.00 U	5.00 U	1.00 U	1.00 U	1.00 U	1.00 U	1.00 U
3/12/12	1.00 U	27.00	1.00 U	3.10	1.00 U	5.00 U	28.00	1.00 U	1.00 U	12.00	1.00 U
9/13/12	1.00 U	22.80	1.00 U	1.00 U	1.00 U	5.00 U	24.70	1.00 U	5.00 U	13.10	--
3/26/13	1.00 U	19.10	1.00 U	3.02	1.00 U	5.00 U	24.00	1.00 U	5.00 U	12.90	--
9/12/13	1.00 U	19.70	1.00 U	3.91	1.00 U	5.00 U	28.80	1.00 U	5.00 U	14.90	--
3/11/14	1.00 U	12.80	1.00 U	2.68	1.00 U	5.00 U	20.10	1.00 U	5.00 U	11.10	--
9/10/14	1.00 U	1.23	1.00 U	1.00 U	1.00 U	5.00 U	1.00 U	1.00 U	5.00 U	1.00 U	--
3/19/15	1.00 U	10.30	1.00 U	2.94	1.00 U	5.00 U	21.50	1.00 U	5.00 U	14.70	--
9/1/15	1.00 U	6.78	1.00 U	2.93	1.00 U	5.00 U	18.60	1.00 U	5.00 U	14.00	--
3/21/16	1.00 U	8.60	1.00 U	3.44	1.00 U	5.00 U	20.90	1.00 U	5.00 U	15.90	--
8/30/16	1.00 U	6.69	1.00 U	3.06	1.00 U	5.00 U	15.80	1.00 U	5.00 U	14.80	--
3/8/17	1.00 U	5.85	1.00 U	3.33	1.00 U	5.00 U	15.10	1.00 U	5.00 U	15.40	--
9/14/17	1.00 U	4.99	1.00 U	2.84	1.00 U	5.00 U	12.50	1.00 U	5.00 U	12.70	--
3/29/18	1.00 U	4.45	1.00 U	2.99	1.00 U	5.00 U	13.40	1.00 U	5.00 U	13.20	--
9/5/18	1.00 U	3.78	1.00 U	2.95	1.00 U	5.00 U	11.80	1.07	5.00 U	14.40	--
4/10/19	1.00 U	1.40	1.00 U	1.30	1.00 U	1.00 U	4.30	1.00 U	1.00 U	6.90	--
7/29/19	1.00 U	10.40	1.00 U	3.30	1.00 U	1.00 U	12.10	1.00 U	1.00 U	15.00	--
3/11/20	1.00 U	2.80	1.00 U	2.60	1.00 U	1.00 U	9.50	1.00 U	1.00 U	14.10	--
7/30/20	1.00 U	2.70	1.00 U	2.90	1.00 U	1.00 U	8.80	1.00 U	1.00 U	16.50	--
3/31/21	1.00 U	1.60	1.00 U	2.80	1.00 U	1.00 U	7.10	1.00 U	1.00 U	19.70	--
9/3/21	1.00 U	2.00	1.00 U	2.60	1.00 U	1.00 U	7.20	1.00 U	1.00 U	15.60	--

Gude Landfill
Monitoring Location OB12 - General Parameters

Printed 12/10/21

	Alkalinity (mg/L)	Ammonia Nitrogen (mg/L)	Chemical Oxygen Demand (mg/L)	Chloride (mg/L)	Cyanide, Total (mg/L)	Dissolved Oxygen, Field (mg/L)	Hardness (mg/L)	Nitrate (mg/L)	Nitrate+Nitrite (mg/L)	Nitrite (mg/L)	ORP, Field (mV)	pH, Field (SU)	pH, Lab (SU)	Phosphate (mg/L)
MCL/ GWPS					0.2			10		1				
4/6/05	--	--	--	--	0.005 U	--	--	--	--	--	--	--	--	0.010 U
9/21/05	--	--	--	--	0.002 U	--	--	--	--	--	--	--	--	0.054
4/5/06	--	--	--	--	0.005 U	--	--	--	--	--	--	--	--	0.026
9/26/06	--	--	--	--	0.004	--	--	--	--	--	--	--	--	0.072
4/18/07	--	--	--	--	0.002 U	--	--	--	--	--	--	--	--	0.025
10/4/07	--	--	--	--	0.005 U	--	--	--	--	--	--	--	--	--
3/25/08	--	--	--	--	--	--	--	--	--	--	--	--	--	--
9/24/08	--	--	--	--	--	--	--	--	--	--	--	--	--	--
9/21/09	110.0	0.20 U	8.5 J	69.9000	--	--	165.0	1.6220	--	--	--	--	--	--
7/28/10	--	--	--	--	0.050 U	--	--	--	--	--	--	--	--	--
9/21/10	108.0	0.20 U	7.4 J	65.8000	--	--	162.0	1.3770 HT	1.38 HT	0.05 U	--	--	--	--
4/21/11	44.0	0.20 U	6.9	80.1000	--	--	182.0	1.5900	1.64	0.05 U	--	--	--	--
9/6/11	106.0	0.20 U	10.0 U	62.7000	--	--	153.0	1.1400	1.15	0.05 U	--	--	--	--
3/7/12	116.0	0.20 U	8.1	76.9000	--	--	194.0	1.2600	1.27	0.05 U	--	--	--	--
9/12/12	113.0	0.20 U	10.0 U	66.4000	--	--	160.0	0.9900	1.04	0.05 U	--	--	--	--
3/26/13	119.0	0.20 U	21.0	79.0000	--	0.03	178.0	1.0200	1.07	0.05 U	313.0	5.81	--	--
9/12/13	126.0	0.20 U	10.0 U	70.5000	--	0.03	178.0	0.8700	0.88	0.05 U	255.0	5.53	--	--
3/11/14	123.0	0.20 U	10.0 U	77.9000	--	0.21	200.0	0.8300	--	--	337.0	5.56	--	--
9/3/14	138.0	0.20 U	10.0 U	77.4000	--	--	208.0	0.6950	0.71	0.05 U	379.0	5.92	--	--

Gude Landfill
Monitoring Location OB12 - General Parameters

Printed 12/10/21

	Alkalinity (mg/L)	Ammonia Nitrogen (mg/L)	Chemical Oxygen Demand (mg/L)	Chloride (mg/L)	Cyanide, Total (mg/L)	Dissolved Oxygen, Field (mg/L)	Hardness (mg/L)	Nitrate (mg/L)	Nitrate+Nitrite (mg/L)	Nitrite (mg/L)	ORP, Field (mV)	pH, Field (SU)	pH, Lab (SU)	Phosphate (mg/L)
3/23/15	125.0	0.20 U	10.0 U	80.7000	--	0.00	202.0	0.7400	0.79	0.05 U	401.0	5.81	--	--
9/2/15	132.0	0.20 U	10.8	80.0000	--	1.44	182.0	0.8030	0.81	0.05 U	347.0	5.80	--	--
3/23/16	122.0	0.20 U	10.0 U	84.6000	--	0.00	188.0	0.5880	0.64	0.05 U	331.0	5.64	--	--
8/29/16	129.0	0.20 U	10.0 U	84.3000	--	--	218.0	0.5750	0.59	0.05 U	212.0	5.69	--	--
3/8/17	135.0	0.20 U	10.0 U	87.2000	--	--	224.0	0.5410	0.55	0.05 U	327.0	5.54	--	--
9/18/17	120.0	0.20 U	10.0 U	77.4000	--	0.33	192.0	0.6360	0.65	0.05 U	241.0	5.75	--	--
4/3/18	118.0	0.20 U	10.0 U	84.4000	--	--	190.0	0.5330	0.54	0.05 U	158.0	5.79	--	--
9/11/18	129.0	0.20 U	10.0 U	84.9000	--	--	191.0	0.4650	0.48	0.05 U	80.0	5.57	--	--
4/10/19	124.0	0.10 U	10.0	75.6000	--	0.09	191.0 B	0.2000 U	--	--	102.7	5.59	5.78	--
8/6/19	153.0	0.10 U	6.3	97.8000	--	0.10	202.0	1.2000	--	--	3.7	5.36	6.05	--
3/11/20	138.0	0.10 U	14.2	81.5000	--	0.43	214.0	0.4000	--	--	0.5	5.67	5.84	--
8/3/20	152.0	0.10 U	15.9	91.3000	--	0.59	228.0	0.3500	--	--	-67.3	5.99	1.93	--
3/29/21	138.0	0.10 U	8.3	83.8000	--	0.05	194.0	0.5390	--	--	71.3	5.58	5.85	--
9/3/21	165.0	0.05 U	27.5	99.0000	--	0.66	236.0	0.5340	--	--	-110.1	6.09	5.83	--

Gude Landfill

Monitoring Location OB12 - General Parameters

	Specific Conductivity, Field (uS/cm)	Specific Conductivity, Lab (umhos/cm)	Sulfate, total (mg/L)	Sulfide (mg/L)	Temperature, field (°C)	Total Dissolved Solids (mg/L)	Total Phenolics (mg/L)	Total Suspended Solids (mg/L)	Turbidity (NTU)	Turbidity, Field (NTU)
MCL/ GWPS										
4/6/05	--	--	--	--	--	--	0	--	--	--
9/21/05	--	--	--	--	--	--	0	--	--	--
4/5/06	--	--	--	--	--	--	0	--	--	--
9/26/06	--	--	--	--	--	--	0	--	--	--
4/18/07	--	--	--	--	--	--	0 U	--	--	--
10/4/07	--	--	--	--	--	--	0 U	--	--	--
3/25/08	--	--	--	--	--	--	0 U	--	--	--
9/24/08	--	--	--	--	--	--	0 U	--	--	--
9/21/09	--	--	7.14	--	--	308.0	--	--	2.490	--
7/28/10	--	--	--	3.0 U	--	--	--	--	--	--
9/21/10	--	--	7.13	--	--	408.0	--	--	0.328	--
4/21/11	--	--	4.78	--	--	120.0	--	--	0.167	--
9/6/11	--	--	5.57	--	--	296.0	--	--	--	--
3/7/12	--	--	12.00	--	--	340.0	--	--	--	--
9/12/12	--	--	4.58	--	--	312.0	--	--	--	--
3/26/13	545.7	--	13.40	--	14.0	236.0	--	--	--	0.00
9/12/13	436.3	--	5.79	--	14.9	364.0	--	--	--	1.26
3/11/14	469.9	--	14.40	--	14.2	308.0	--	--	--	1.36
9/3/14	481.6	--	11.60	--	14.6	292.0	--	--	--	0.90

Gude Landfill

Monitoring Location OB12 - General Parameters

	Specific Conductivity, Field (uS/cm)	Specific Conductivity, Lab (umhos/cm)	Sulfate, total (mg/L)	Sulfide (mg/L)	Temperature, field (°C)	Total Dissolved Solids (mg/L)	Total Phenolics (mg/L)	Total Suspended Solids (mg/L)	Turbidity (NTU)	Turbidity, Field (NTU)
3/23/15	444.7	--	16.00	--	12.1	338.0	--	--	--	0.00
9/2/15	484.0	--	5.91	--	15.7	229.0	--	--	--	0.23
3/23/16	471.2	--	13.60	--	17.1	316.0	--	--	--	0.00
8/29/16	501.0	--	9.02	--	18.0	294.0	--	--	--	0.00
3/8/17	471.2	--	12.30	--	14.5	224.0	--	--	--	0.00
9/18/17	503.5	--	7.78	--	15.7	308.0	--	--	--	0.00
4/3/18	462.7	--	13.20	--	13.2	222.0	--	--	--	0.80
9/11/18	538.6	--	13.20	--	16.1	301.0	--	--	--	0.00
4/10/19	627.0	521.0	24.70	--	16.3	306.0	--	2.6 U	0.912	2.20
8/6/19	0.9	606.0	16.70	--	16.4	370.0	--	2.4 U	0.500 U	0.00
3/11/20	535.0	571.0	19.90	--	15.1	324.0	--	2.3 U	0.973	0.70
8/3/20	547.0	5890.0	16.00	--	17.5	385.0	--	2.3 U	0.500 U	2.90
3/29/21	513.0	590.0	26.20	--	15.5	328.0	--	2.3 U	0.500 U	0.18
9/3/21	585.0	650.0	16.20	--	16.9	404.0 B	--	3.0 U	0.645	9.50

Gude Landfill
Monitoring Location OB12 - Dissolved Metals

Printed 12/10/21

	Antimony, dissolved (mg/L)	Arsenic, dissolved (mg/L)	Barium, dissolved (mg/L)	Beryllium, dissolved (mg/L)	Cadmium, dissolved (mg/L)	Calcium, dissolved (mg/L)	Chromium, dissolved (mg/L)	Cobalt, dissolved (mg/L)	Copper, dissolved (mg/L)	Iron, dissolved (mg/L)	Lead, dissolved (mg/L)	Magnesium, dissolved (mg/L)	Manganese, dissolved (mg/L)	Mercury, dissolved (mg/L)
MCL/ GWPS	0.006	0.01	2	0.004	0.005		0.1				0.015			0.002
4/21/11	0.005 U	0.005 U	0.022	0.005 U	0.005 U	34.2	0.01 U	0.01 U	0.005 U	0.5 U	0.005 U	23.1	0.105	0.0002 U
9/6/11	--	--	--	--	--	--	--	--	--	--	--	--	--	--
3/7/12	0.005 U	0.005 U	0.018	0.005 U	0.005 U	38.2	0.01 U	0.01 U	0.005	0.2 U	0.005 U	25.1	0.117	0.0002 U
9/12/12	0.005 U	0.005 U	0.018	0.005 U	0.005 U	32.8	0.01 U	0.01 U	0.005 U	0.2	0.005 U	20.4	0.108	0.0002 U
3/26/13	0.005 U	0.005 U	0.019	0.005 U	0.005 U	37.0	0.01 U	0.01 U	0.011	0.2 U	0.005 U	23.1	0.109	0.0002 U
9/12/13	0.005 U	0.005 U	0.019	0.005 U	0.005 U	34.9	0.01 U	0.01 U	0.005 U	0.2	0.005 U	21.3	0.120	0.0002 U
3/11/14	0.005 U	0.005 U	0.021	0.005 U	0.005 U	36.2	0.01 U	0.01 U	0.005 U	0.2 U	0.005 U	23.0	0.119	0.0002 U
9/3/14	0.005 U	0.005 U	0.021	0.005 U	0.005 U	37.2	0.01 U	0.01 U	0.005 U	0.2	0.005 U	22.9	0.129	0.0002 U
3/23/15	0.002 U	0.002 U	0.015	0.002 U	0.004 U	40.0	0.01 U	0.01 U	0.010 U	0.0 U	0.002 U	26.0	0.110	0.0002 U
9/2/15	0.001 U	0.001 U	0.014	0.001 U	0.001 U	39.0	0.01 U	0.01 U	0.005 U	0.0 U	0.001 U	24.0	0.140	0.0002 U
3/23/16	0.002 U	0.002 U	0.015	0.002 U	0.002 U	38.7	0.00	0.00 U	0.002 U	0.2	0.002 U	24.3	0.109	0.0002 U
8/29/16	0.002 U	0.002 U	0.015	0.002 U	0.002 U	39.1	0.00 U	0.00 U	0.002 U	0.2	0.002 U	24.5	0.138	0.0002 U
3/8/17	0.002 U	0.002 U	0.016	0.002 U	0.002 U	38.6	0.00 U	0.00 U	0.007	0.2	0.002 U	23.9	0.126	0.0002 U
9/18/17	0.002 U	0.002 U	0.014	0.002 U	0.002 U	41.1	0.00 U	0.00 U	0.002 U	0.2	0.002 U	25.2	0.134	0.0002 U
4/3/18	0.002 U	0.002 U	0.015	0.002 U	0.002 U	37.6	0.01	0.00 U	0.002 U	0.1 U	0.002 U	23.0	0.110	0.0002 U
9/11/18	0.002 U	0.002 U	0.015	0.002 U	0.002 U	39.8	0.00	0.00 U	0.002 U	0.1 U	0.002 U	27.4	0.132	0.0002 U

Gude Landfill

Printed 12/10/21

Monitoring Location OB12 - Dissolved Metals

	Nickel, dissolved (mg/L)	Potassium, dissolved (mg/L)	Selenium, dissolved (mg/L)	Silver, dissolved (mg/L)	Sodium, dissolved (mg/L)	Thallium, dissolved (mg/L)	Vanadium, dissolved (mg/L)	Zinc, dissolved (mg/L)
MCL/ GWPS			0.05			0.002		
4/21/11	0.01	3.3	0.005 U	0.01 U	24.8	0.005 U	0.01 U	0.005
9/6/11	0.01	--	--	--	--	--	--	--
3/7/12	0.01	2.9	0.005 U	0.01 U	30.7	0.005 U	0.01 U	0.006
9/12/12	0.01	2.9	0.005 U	0.01 U	22.5	0.005 U	0.01 U	0.008
3/26/13	0.01	2.9	0.005 U	0.01 U	27.6	0.005 U	0.01 U	0.006
9/12/13	0.01	2.8	0.005 U	0.01 U	22.2	0.005 U	0.01 U	0.005 U
3/11/14	0.01	2.7	0.005 U	0.01 U	24.1	0.005 U	0.01 U	0.007
9/3/14	0.01	2.6	0.005 U	0.01 U	25.6	0.005 U	0.01 U	0.009
3/23/15	0.01 J	3.9	0.035 U	0.01 U	28.0	0.002 U	0.01 U	0.010 U
9/2/15	0.01 U	2.7	0.005 U	0.00 U	25.0	0.001 U	0.01 U	0.005 U
3/23/16	0.01	3.6	0.002 U	0.00 U	25.8	0.001 U	0.00 U	0.002
8/29/16	0.01	3.0	0.002 U	0.00 U	26.0	0.001 U	0.00 U	0.002
3/8/17	0.01	2.4	0.002 U	0.00 U	25.0	0.001 U	0.00 U	0.004
9/18/17	0.01	2.6	0.002 U	0.00 U	25.4	0.001 U	0.00 U	0.003
4/3/18	0.01	3.1	0.002	0.00 U	24.2	0.001 U	0.00	0.004
9/11/18	0.01	2.7	0.002	0.00 U	24.8	0.001 U	0.00 U	0.003

Gude Landfill
Monitoring Location OB12 - Total Metals

Printed 12/10/21

	Antimony, total (mg/L)	Arsenic, total (mg/L)	Barium, total (mg/L)	Beryllium, total (mg/L)	Boron, total (mg/L)	Cadmium, total (mg/L)	Calcium, total (mg/L)	Chromium, total (mg/L)	Cobalt, total (mg/L)	Copper, total (mg/L)	Iron, total (mg/L)	Lead, total (mg/L)
MCL/ GWPS	0.006	0.01	2	0.004		0.005		0.1				0.015
4/6/05	0.0028 U	0.0006 U	0.1420	0.0012 U	--	0.0020 U	--	0.0024	0.0020 U	0.0145	--	0.00200
9/21/05	0.0028 U	0.0006 U	0.0989	0.0012 U	--	0.0020 U	--	0.0020	0.0020 U	0.0215	--	0.00320
4/5/06	0.0006 U	0.0006 U	0.0431	0.0007 U	--	0.0020 U	--	0.0020 U	0.0005 U	0.0102	--	0.00320
9/26/06	0.0007 U	0.0008 U	0.0360	0.0009 U	--	0.0020 U	--	0.0104	0.0020 U	0.0151	--	0.00460
4/18/07	0.0020 U	0.0008 U	0.0565	0.0009 U	0.037	--	--	0.0007 U	0.0005 U	0.0048	--	0.00070 U
10/4/07	0.0007 U	0.0008 U	0.0146	0.0009 U	0.046	--	--	0.0020	0.0005 U	0.0090	--	0.00200 U
3/25/08	0.0005 U	0.0006 U	0.0228	0.0010 U	0.045	--	--	0.0020 U	0.0012 U	0.0055	--	0.00100 U
9/24/08	0.0010 U	0.0012 U	0.0200 U	0.0020 U	0.064	--	--	0.0016 U	0.0024 U	0.0070	--	0.00200 U
3/10/09	0.0010 U	0.0010 U	0.0298	0.0012 U	0.063	--	--	0.0007 U	0.0007 U	0.0100 U	--	0.00070 U
9/21/09	0.0020 U	0.0020 U	0.0186	0.0020 U	--	0.0020 U	33.30	0.0020 U	0.0020 U	0.0061	0.3680	0.00200 U
7/28/10	0.0010 U	0.0009 J	0.0130	0.0010 U	--	0.0010 U	--	0.0006 J	0.0010 U	0.0006 J	--	0.00100 U
9/21/10	0.0050 U	0.0050 U	0.0153	0.0050 U	--	0.0050 U	32.30	0.0050 U	0.0050 U	0.0068	0.2280 J	0.00500 U
4/21/11	0.0050 U	0.0050 U	0.0211	0.0050 U	--	0.0050 U	34.10 J	0.0050 U	0.0050 U	0.0050 U	0.5000 U	0.00500 U
9/6/11	0.0050 U	0.0050 U	0.0173	0.0050 U	--	0.0050 U	33.00	0.0050 U	0.0050 U	0.0050 U	0.5000 U	0.00500 U
3/7/12	0.0050 U	0.0050 U	0.0174	0.0050 U	--	0.0050 U	38.30	0.0050 U	0.0050 U	0.0051	0.2000 U	0.00500 U
9/12/12	0.0050 U	0.0050 U	0.0180	0.0050 U	--	0.0050 U	26.50	0.0050 U	0.0050 U	0.0050 U	0.2000 U	0.00500 U
3/26/13	0.0050 U	0.0050 U	0.0194	0.0050 U	--	0.0050 U	36.70	0.0050 U	0.0050 U	0.0102	0.2000 J	0.00500 U
9/12/13	0.0050 U	0.0050 U	0.0178	0.0050 U	--	0.0050 U	33.80	0.0050 U	0.0050 U	0.0050 U	0.2000 U	0.00500 U
3/11/14	0.0050 U	0.0050 U	0.0206	0.0050 U	--	0.0050 U	35.00	0.0050 U	0.0050 U	0.0050 U	0.2080	0.00500 U
9/3/14	0.0050 U	0.0050 U	0.0215	0.0050 U	--	0.0050 U	36.50	0.0050 U	0.0050 U	0.0050 U	0.2340	0.00500 U
3/23/15	0.0020 U	0.0020 U	0.0140	0.0020 U	--	0.0040 U	39.00	0.0100 U	0.0100 U	0.0100 U	0.0050 U	0.00200 U
9/2/15	0.0010 U	0.0010 U	0.0140	0.0010 U	--	0.0005 U	39.00	0.0050 U	0.0050 U	0.0050 U	0.0050 U	0.00100 U
3/23/16	0.0020 U	0.0020 U	0.0152	0.0020 U	--	0.0020 U	38.80	0.0022	0.0020 U	0.0020 U	0.2200	0.00200 U

Gude Landfill
Monitoring Location OB12 - Total Metals

Printed 12/10/21

	Antimony, total (mg/L)	Arsenic, total (mg/L)	Barium, total (mg/L)	Beryllium, total (mg/L)	Boron, total (mg/L)	Cadmium, total (mg/L)	Calcium, total (mg/L)	Chromium, total (mg/L)	Cobalt, total (mg/L)	Copper, total (mg/L)	Iron, total (mg/L)	Lead, total (mg/L)
8/29/16	0.0020 U	0.0020 U	0.0149	0.0020 U	--	0.0020 U	39.60	0.0020 U	0.0020 U	0.0020 U	0.2160	0.00200 U
3/8/17	0.0020 U	0.0020 U	0.0154	0.0020 U	--	0.0020 U	37.20	0.0042	0.0020 U	0.0033	0.2000 U	0.00200 U
9/18/17	0.0020 U	0.0020 U	0.0142	0.0020 U	--	0.0020 U	37.70	0.0020 U	0.0020 U	0.0020 U	0.2000 U	0.00200 U
4/3/18	0.0020 U	0.0020 U	0.0151	0.0020 U	--	0.0020 U	37.90	0.0049	0.0020 U	0.0020 U	0.0500 U	0.00200 U
9/11/18	0.0020 U	0.0020 U	0.0157	0.0020 U	--	0.0020 U	38.20	0.0030	0.0020 U	0.0020 U	0.0500 U	0.00200 U
4/10/19	0.0010 U	0.0010 U	0.0177	0.0010 U	--	0.0010 U	33.00 B	0.0010 U	0.0010	0.0010 U	0.1000 U	0.00100 U
8/6/19	0.0010 U	0.0010 U	0.0155	0.0010 U	--	0.0010 U	35.60	0.0010 U	0.0010 U	0.0010 U	0.1000 U	0.00100 U
3/11/20	0.0010 U	0.0010 U	0.0202	0.0010 U	--	0.0010 U	37.60	0.0012	0.0010 U	0.0010 U	0.0935 J	0.00100 U
8/3/20	0.0010 U	0.0010 U	0.0187	0.0010 U	--	0.0010 U	40.00	0.0015	0.0010 U	0.0010 U	0.0528 J	0.00100 U
3/29/21	0.0010 U	0.0010 U	0.0170	0.0010 U	--	0.0010 U	35.10	0.0010 U	0.0010 U	0.0010 U	0.0250 J	0.00100 U
9/3/21	0.0010 U	0.0010 U	0.0187	0.0010 U	--	0.0010 U	43.60	0.0019	0.0010 U	0.0010 U	0.0497 J	0.00100 U

Gude Landfill
Monitoring Location OB12 - Total Metals

Printed 12/10/21

	Magnesium, total (mg/L)	Manganese, total (mg/L)	Mercury, total (mg/L)	Nickel, total (mg/L)	Potassium, total (mg/L)	Selenium, total (mg/L)	Silver, total (mg/L)	Sodium, total (mg/L)	Thallium, total (mg/L)	Tin, total (mg/L)	Vanadium, total (mg/L)	Zinc, total (mg/L)
MCL/ GWPS			0.002			0.05			0.002			
4/6/05	--	1.03000	0.000600	0.0058	--	0.00200 U	0.0018 U	--	0.0006 U	0.0050 U	0.00200 U	--
9/21/05	--	0.60740	0.000400	0.0069	--	0.00100 U	0.0018 U	--	0.0006 U	0.0050 U	0.00200 U	--
4/5/06	--	0.23050	0.000500	0.0065	--	0.00150 U	0.0004 U	--	0.0004 U	0.0050 U	0.00200 U	--
9/26/06	--	0.16810	0.001100	0.0156	--	0.00200 U	0.0020 U	--	0.0007 U	0.0050 U	0.00200 U	--
4/18/07	--	--	0.000200 U	0.0035	--	0.00200 U	0.0005 U	--	0.0007 U	0.0500 U	0.00070 U	0.01300
10/4/07	--	--	0.001500	0.0062	--	0.00080 U	0.0005 U	--	0.0007 U	0.0020 U	0.00200 U	0.04780
3/25/08	--	--	0.000700	0.0064	--	0.00200 U	0.0008 U	--	0.0006 U	0.0500 U	0.00060 U	0.02220
9/24/08	--	--	0.000200	0.0066	--	0.00180 U	0.0016 U	--	0.0012 U	0.0011 U	0.00120 U	0.02360
3/10/09	--	--	0.000200 U	0.0100 U	--	0.00120 U	0.0043 U	--	0.0008 U	0.0011 U	0.00080 U	0.01250
9/21/09	19.700	0.10200	0.000300	0.0089	3.000	0.00200 U	0.0020 U	24.50	0.0020 U	--	0.00020 J	0.01000 U
7/28/10	--	--	0.000200 U	0.0066	--	0.00100 U	0.0010 U	--	0.0010 U	0.0050 U	0.00500 U	0.01400
9/21/10	19.800	0.10700	0.000200 U	0.0102	2.320	0.00500 U	0.0050 U	25.40	0.0050 U	--	0.00500 U	0.00773
4/21/11	27.000 J	0.10600	0.000200 U	0.0084	3.240	0.00500 U	0.0050 U	27.90 J	0.0050 U	--	0.00500 U	0.00765
9/6/11	20.600	0.10800	0.000200 U	--	2.690	0.00500 U	0.0050 U	22.80	0.0050 U	--	0.00500 U	0.00631
3/7/12	24.500	0.11400	0.000200 U	0.0093	3.260	0.00500 U	0.0050 U	30.00	0.0050 U	--	0.00500 U	0.00533
9/12/12	16.100	0.11900	0.000200 U	0.0070	2.970	0.00500 U	0.0050 U	18.20	0.0050 U	--	0.00500 U	0.00820
3/26/13	23.400	0.10500	0.000200 U	0.0082	3.330	0.00500 U	0.0050 U	28.40	0.0050 U	--	0.00500 U	0.00511
9/12/13	20.200	0.11800	0.000200 U	0.0069	2.880	0.00500 U	0.0050 U	21.20	0.0050 U	--	0.00500 U	0.00586
3/11/14	21.400	0.11500	0.000200 U	0.0076	2.890	0.00500 U	0.0050 U	22.00	0.0050 U	--	0.00500 U	0.00842
9/3/14	22.500	0.12900	0.000200 U	0.0092	2.510	0.00500 U	0.0050 U	25.10	0.0050 U	--	0.00500 U	0.00958
3/23/15	25.000	0.10000	0.000200 U	0.0088 J	3.100	0.03500 U	0.0100 U	27.00	0.0020 U	--	0.01000 U	0.01000 U
9/2/15	23.000	0.14000	0.000200 U	0.0100 U	2.600	0.00500 U	0.0010 U	25.00	0.0010 U	--	0.00500 U	0.00500 U
3/23/16	24.400	0.10300	0.000200 U	0.0073	2.450	0.00200 U	0.0020 U	25.20	0.0010 U	--	0.00200 U	0.00200 U

Shaded concentrations represent MCL/GWPS exceedances

Printed on Recycled Paper

Gude Landfill
Monitoring Location OB12 - Total Metals

Printed 12/10/21

	Magnesium, total (mg/L)	Manganese, total (mg/L)	Mercury, total (mg/L)	Nickel, total (mg/L)	Potassium, total (mg/L)	Selenium, total (mg/L)	Silver, total (mg/L)	Sodium, total (mg/L)	Thallium, total (mg/L)	Tin, total (mg/L)	Vanadium, total (mg/L)	Zinc, total (mg/L)
8/29/16	24.900	0.13500	0.000200 U	0.0069	2.630	0.00200 U	0.0020 U	26.20	0.0010 U	--	0.00200 U	0.00200 U
3/8/17	23.100	0.12600	0.000200 U	0.0086	2.310	0.00221	0.0020 U	24.20	0.0010 U	--	0.00200 U	0.00263
9/18/17	22.500	0.13600	0.000200 U	0.0060	2.420	0.00200 U	0.0020 U	22.80	0.0010 U	--	0.00200 U	0.00315
4/3/18	23.200	0.10900	0.000200 U	0.0087	2.330	0.00240	0.0020 U	24.00	0.0010 U	--	0.00200 U	0.00373
9/11/18	23.200	0.13000	0.000200 U	0.0093	2.260	0.00243	0.0020 U	23.10	0.0010 U	--	0.00200 U	0.00273
4/10/19	26.400	0.11000	0.000100 U	0.0074	5.000	0.00100 U	0.0010 U	30.00	0.0010 U	--	0.00100 U	0.00755
8/6/19	27.600	0.15400	0.000100 U	0.0068	2.690	0.00100 U	0.0010 U	28.80	0.0010 U	--	0.00100 U	0.00584 B
3/11/20	29.100	0.13800	0.000100 U	0.0079	5.680	0.00100 U	0.0010 U	30.70	0.0010 U	--	0.00100 U	0.00400 U
8/3/20	31.000	0.17900	0.000100 U	0.0095	6.540	0.00100 U	0.0010 U	33.50	0.0010 U	--	0.00100 U	0.00466
3/29/21	26.000	0.11600	0.000100 U	0.0057	4.610	0.00100 U	0.0010 U	27.80	0.0010 U	--	0.00100 U	0.00540
9/3/21	31.000	0.18500	0.000100 U	0.0100	5.750	0.00100 U	0.0010 U	32.20	0.0010 U	--	0.00100 U	0.00400 U

Gude Landfill

Monitoring Location OB12 - Volatile Organic Compounds

	1,1,1,2-Tetrachloroethane (ug/L)	1,1,1-Trichloroethane (ug/L)	1,1,2,2-Tetrachloroethane (ug/L)	1,1,2-Trichloroethane (ug/L)	1,1-Dichloroethane (ug/L)	1,1-Dichloroethene (ug/L)	1,1-Dichloropropene (ug/L)	1,2,3-Trichloropropane (ug/L)	1,2-Dibromo-3-chloropropane (ug/L)	1,2-Dibromoethane (ug/L)	1,2-Dichlorobenzene (ug/L)	1,2-Dichloroethane (ug/L)	1,2-Dichloropropane (ug/L)	1,3-Dichloropropane (ug/L)
MCL/ GWPS	200			5		7			0.2	0.05	600	5	5	
4/6/05	0.13 U	0.24 U	0.44 U	0.25 U	1.00 U	0.37 U	0.35 U	0.40 U	1.00 U	0.28 U	10.00 U	0.27 U	0.34 U	0.33 U
9/21/05	0.13 U	0.24 U	0.44 U	0.25 U	11.60	0.37 U	0.35 U	0.40 U	0.33 U	0.28 U	10.00 U	1.00 U	3.25	0.33 U
4/5/06	0.13 U	0.24 U	0.44 U	0.25 U	2.66	0.37 U	0.35 U	0.40 U	0.33 U	0.28 U	10.00 U	1.00 U	2.02	0.33 U
9/26/06	0.13 U	0.24 U	0.44 U	0.25 U	4.97	0.37 U	0.35 U	0.40 U	0.33 U	0.28 U	11.00 U	1.00 U	4.85	0.33 U
4/18/07	0.13 U	0.24 U	0.44 U	0.25 U	2.74	0.37 U	0.35 U	0.40 U	0.33 U	0.28 U	10.00 U	1.00 U	1.13	0.33 U
10/4/07	0.13 U	0.24 U	0.44 U	0.25 U	12.73	1.00 U	0.35 U	0.40 U	0.33 U	0.28 U	0.43 U	1.59	7.25	0.33 U
3/25/08	0.18 U	0.18 U	0.21 U	0.23 U	8.14	0.50 U	0.26 U	0.14 U	0.24 U	0.16 U	0.25 U	0.90	3.75	0.20 U
9/24/08	0.12 U	0.17 U	0.14 U	0.17 U	12.72	0.50 U	0.13 U	0.17 U	0.20 U	0.08 U	0.10 U	1.08	5.61	0.13 U
3/10/09	0.12 U	0.17 U	0.14 U	0.17 U	10.97	0.50 U	0.13 U	0.17 U	0.20 U	0.08 U	10.00 U	0.79	3.62	0.13 U
9/21/09	1.00 U	1.00 U	1.00 U	1.00 U	22.70	1.00 U	1.00 U	1.00 U	1.00 U	1.00 U	0.40 J	1.00 U	5.55	1.00 U
7/28/10	1.00 U	1.00 U	1.00 U	1.00 U	25.00	1.00 U	1.00 U	1.00 U	10.00 U	1.00 U	1.00 U	1.00 U	7.00	1.00 U
9/21/10	2.00 U	2.00 U	2.00 U	2.00 U	39.20	0.54 J	2.00 U	2.00 U	2.00 U	2.00 U	2.00 U	1.17 J	6.29	2.00 U
4/21/11	1.00 U	1.00 U	1.00 U	1.00 U	23.00	1.00 U	--	1.00 U	1.00 U	1.00 U	1.00 U	1.00 U	3.30	--
9/6/11	1.00 U	1.00 U	1.00 U	1.00 U	1.00 U	1.00 U	--	1.00 U	1.00 U	1.00 U	1.00 U	1.00 U	1.00 U	--
3/7/12	1.00 U	1.00 U	1.00 U	1.00 U	21.00	1.00 U	--	1.00 U	1.00 U	1.00 U	0.55	1.00 U	5.80	--
9/12/12	1.00 U	1.00 U	1.00 U	1.00 U	18.30	1.00 U	1.00 U	1.00 U	1.00 U	1.00 U	1.00 U	1.00 U	9.71	1.00 U
3/26/13	1.00 U	1.00 U	1.00 U	1.00 U	22.60	1.00 U	1.00 U	1.00 U	1.00 U	1.00 U	1.00 U	1.07	6.48	1.00 U
9/12/13	1.00 U	1.00 U	1.00 U	1.00 U	15.10	1.00 U	1.00 U	1.00 U	1.00 U	1.00 U	1.00 U	1.00 U	8.07	1.00 U
3/11/14	1.00 U	1.00 U	1.00 U	1.00 U	21.40	1.00 U	1.00 U	1.00 U	1.00 U	1.00 U	--	1.07	7.09	1.00 U
9/3/14	1.00 U	1.00 U	1.00 U	1.00 U	21.00	1.00 U	1.00 U	1.00 U	1.00 U	1.00 U	1.00 U	1.55	8.23	1.00 U

Gude Landfill
Monitoring Location OB12 - Volatile Organic Compounds

Printed 12/10/21

	1,1,1,2-Tetrachloroethane (ug/L)	1,1,1-Trichloroethane (ug/L)	1,1,1,2,2-Tetrachloroethane (ug/L)	1,1,2-Trichloroethane (ug/L)	1,1-Dichloroethane (ug/L)	1,1-Dichloroethene (ug/L)	1,1-Dichloropropene (ug/L)	1,2,3-Trichloropropane (ug/L)	1,2-Dibromo-3-chloropropane (ug/L)	1,2-Dibromoethane (ug/L)	1,2-Dichlorobenzene (ug/L)	1,2-Dichloroethane (ug/L)	1,2-Dichloropropane (ug/L)	1,3-Dichloropropane (ug/L)
3/23/15	1.00 U	1.00 U	1.00 U	1.00 U	20.20	1.00 U	1.00 U	1.00 U	1.00 U	1.00 U	1.00 U	1.07	7.65	1.00 U
9/2/15	1.00 U	1.00 U	1.00 U	1.00 U	18.60	1.00 U	1.00 U	1.00 U	1.00 U	1.00 U	1.00 U	1.78	11.60	1.00 U
3/23/16	1.00 U	1.00 U	1.00 U	1.00 U	21.20	1.00 U	1.00 U	1.00 U	1.00 U	1.00 U	1.00 U	1.40	9.68	1.00 U
8/29/16	1.00 U	1.00 U	1.00 U	1.00 U	16.70	1.00 U	1.00 U	1.00 U	1.00 U	1.00 U	1.00 U	1.49	10.10	1.00 U
3/8/17	1.00 U	1.00 U	1.00 U	1.00 U	23.60	1.00 U	1.00 U	1.00 U	1.00 U	1.00 U	1.00 U	1.70	6.28	1.00 U
9/18/17	1.00 U	1.00 U	1.00 U	1.00 U	17.20	1.00 U	1.00 U	1.00 U	1.00 U	1.00 U	1.00 U	1.66	10.50	1.00 U
4/3/18	1.00 U	1.00 U	1.00 U	1.00 U	17.80	1.00 U	1.00 U	1.00 U	1.00 U	1.00 U	1.00 U	1.56	8.91	1.00 U
9/11/18	1.00 U	1.00 U	1.00 U	1.00 U	16.40	1.00 U	1.00 U	1.00 U	1.00 U	1.00 U	1.00 U	1.57	9.02	1.00 U
4/10/19	1.00 U	1.00 U	1.00 U	1.00 U	18.50	1.00 U	1.00 U	1.00 U	1.00 U	1.00 U	1.00 U	1.10	8.10	1.00 U
8/6/19	1.00 U	1.00 U	1.00 U	1.00 U	15.20	1.00 U	1.00 U	1.00 U	1.00 U	1.00 U	1.00 U	1.40	9.70	1.00 U
3/11/20	1.00 U	1.00 U	1.00 U	1.00 U	15.80	1.00 U	1.00 U	1.00 U	1.00 U	1.00 U	1.00 U	1.10	8.40	1.00 U
8/3/20	1.00 U	1.00 U	1.00 U	1.00 U	15.20	1.00 U	1.00 U	1.00 U	0.05 U	0.02 U	1.10	1.40	10.30	1.00 U
3/29/21	1.00 U	1.00 U	1.00 U	1.00 U	17.10	1.00 U	1.00 U	1.00 U	0.05 U	0.02 U	1.00 U	1.30	9.00	1.00 U
9/3/21	1.00 U	1.00 U	1.00 U	1.00 U	12.90	1.00 U	1.00 U	1.00 U	0.05 U	0.02 U	1.10	1.40	10.20	1.00 U

Gude Landfill
Monitoring Location OB12 - Volatile Organic Compounds

Printed 12/10/21

	1,4-Dichlorobenzene (ug/L)	2,2-Dichloropropane (ug/L)	2-Butanone (ug/L)	2-Hexanone (ug/L)	4-Methyl-2-Pentanone (ug/L)	Acetone (ug/L)	Acrylonitrile (ug/L)	Benzene (ug/L)	Bromochloromethane (ug/L)	Bromodichloromethane (ug/L)	Bromoform (ug/L)	Bromomethane (ug/L)	Carbon Disulfide (ug/L)	Carbon Tetrachloride (ug/L)	Chlorobenzene (ug/L)
MCL/ GWPS	75							5		80	80			5	100
4/6/05	10.00 U	0.23 U	1.86	1.00 U	--	0.39 U	--	1.00 U	0.34 U	0.31 U	0.27 U	0.31 U	0.75 U	0.25 U	0.40 U
9/21/05	10.00 U	0.23 U	1.52	0.19 U	--	0.39 U	--	1.58	0.34 U	0.31 U	0.27 U	0.31 U	0.75 U	0.25 U	1.00 U
4/5/06	10.00 U	0.23 U	1.00 U	0.19 U	--	0.39 U	--	0.28 U	0.34 U	0.31 U	0.27 U	0.31 U	0.75 U	0.25 U	0.40 U
9/26/06	11.00 U	1.00 U	1.00 U	0.19 U	--	0.39 U	--	2.15	1.29	0.31 U	0.27 U	1.00 U	0.75 U	0.25 U	1.00 U
4/18/07	10.00 U	0.23 U	1.00 U	0.19 U	--	0.39 U	--	0.28 U	0.34 U	0.31 U	0.27 U	1.00 U	0.75 U	0.25 U	0.40 U
10/4/07	3.77	0.23 U	1.00 U	0.19 U	--	0.39 U	--	3.54	1.00 U	0.31 U	0.27 U	0.31 U	0.75 U	0.25 U	1.00 U
3/25/08	10.00 U	0.19 U	--	--	--	--	--	1.89	0.50 U	0.19 U	0.12 U	0.50 U	--	0.13 U	0.68
9/24/08	2.82	0.50 U	--	--	--	--	--	2.66	0.14 U	0.11 U	0.16 U	0.12 U	--	0.14 U	0.88
3/10/09	10.00 U	0.22 U	--	--	--	--	--	1.82	0.14 U	0.11 U	0.16 U	0.50 U	--	0.14 U	0.73
9/21/09	4.18	1.00 U	1.00 U	1.00 U	1.00 U	1.00 U	1.00 U	2.63	1.00 U	1.00 U	1.00 U	1.00 U	2.50 U	1.00 U	1.21
7/28/10	5.00	1.00 U	10.00 U	5.00 U	5.00 U	5.00 U	10.00 U	3.00	1.00 U	1.00 U	5.00 U	1.00 U	1.00 U	1.00 U	2.00
9/21/10	4.51	2.00 U	2.00 U	2.00 U	2.00 U	0.70 J	2.00 U	3.46	2.00 U	2.00 U	2.00 U	2.00 U	5.00 U	2.00 U	1.46 J
4/21/11	1.00 U	--	5.00 U	5.00 U	5.00 U	5.00 U	5.00 U	2.20	1.00 U	1.00 U	1.00 U	1.00 U	1.00 U	1.00 U	1.00 U
9/6/11	1.00 U	--	5.00 U	5.00 U	5.00 U	5.00 U	5.00 U	1.00 U	1.00 U	1.00 U	1.00 U	1.00 U	1.00 U	1.00 U	1.00 U
3/7/12	5.40	--	5.00 U	5.00 U	5.00 U	5.00 U	5.00 U	3.50	1.00 U	1.00 U	1.00 U	1.00 U	1.00 U	1.00 U	2.10
9/12/12	6.40	1.00 U	5.00 U	5.00 U	5.00 U	5.00 U	5.00 U	1.00 U	1.00 U	1.00 U	1.00 U	1.00 U	5.00 U	1.00 U	1.00 U
3/26/13	6.13	1.00 U	5.00 U	5.00 U	5.00 U	5.00 U	5.00 U	3.61	1.00 U	1.00 U	1.00 U	1.00 U	5.00 U	1.00 U	2.27
9/12/13	4.30	1.00 U	5.00 U	5.00 U	5.00 U	5.00 U	5.00 U	3.27	1.00 U	1.00 U	1.00 U	1.00 U	5.00 U	1.00 U	1.23
3/11/14	7.28	1.00 U	5.00 U	5.00 U	5.00 U	5.00 U	5.00 U	3.82	--	1.00 U	1.00 U	1.00 U	5.00 U	1.00 U	2.69
9/3/14	8.46	1.00 U	5.00 U	5.00 U	5.00 U	5.00 U	5.00 U	3.95	1.00 U	1.00 U	1.00 U	1.00 U	5.00 U	1.00 U	2.82

Shaded concentrations represent MCL/GWPS exceedances

Printed on Recycled Paper

Gude Landfill
Monitoring Location OB12 - Volatile Organic Compounds

Printed 12/10/21

	1,4-Dichlorobenzene (ug/L)	2,2-Dichloropropane (ug/L)	2-Butanone (ug/L)	2-Hexanone (ug/L)	4-Methyl-2-Pentanone (ug/L)	Acetone (ug/L)	Acrylonitrile (ug/L)	Benzene (ug/L)	Bromochloromethane (ug/L)	Bromodichloromethane (ug/L)	Bromoform (ug/L)	Bromomethane (ug/L)	Carbon Disulfide (ug/L)	Carbon Tetrachloride (ug/L)	Chlorobenzene (ug/L)
3/23/15	6.36	1.00 U	5.00 U	5.00 U	5.00 U	5.00 U	5.00 U	3.73	1.00 U	1.00 U	1.00 U	1.00 U	5.00 U	1.00 U	2.65
9/2/15	10.00	1.00 U	5.00 U	5.00 U	5.00 U	5.00 U	5.00 U	4.41	1.00 U	1.00 U	1.00 U	1.00 U	5.00 U	1.00 U	3.38
3/23/16	9.23	1.00 U	5.00 U	5.00 U	5.00 U	5.00 U	5.00 U	4.23	1.00 U	1.00 U	1.00 U	1.00 U	5.00 U	1.00 U	3.40
8/29/16	8.06	1.00 U	5.00 U	5.00 U	5.00 U	5.00 U	5.00 U	3.95	1.00 U	1.00 U	1.00 U	1.00 U	5.00 U	1.00 U	3.02
3/8/17	10.30	1.00 U	5.00 U	5.00 U	5.00 U	5.00 U	5.00 U	4.96	1.00 U	1.00 U	1.00 U	1.00 U	5.00 U	1.00 U	3.57
9/18/17	8.53	1.00 U	5.00 U	5.00 U	5.00 U	5.00 U	5.00 U	3.73	1.00 U	1.00 U	1.00 U	1.00 U	5.00 U	1.00 U	3.18
4/3/18	8.21	1.00 U	5.00 U	5.00 U	5.00 U	5.00 U	5.00 U	3.66	1.00 U	1.00 U	1.00 U	1.00 U	5.00 U	1.00 U	3.25
9/11/18	8.09	1.00 U	5.00 U	5.00 U	5.00 U	5.00 U	5.00 U	3.30	1.00 U	1.00 U	1.00 U	1.00 U	5.00 U	1.00 U	3.44
4/10/19	7.40	1.00 U	5.00 U	5.00 U	5.00 U	9.00	5.00 U	3.40	1.00 U	1.00 U	1.00 U	1.00 U	1.00 U	1.00 U	2.70
8/6/19	11.30	1.00 U	5.00 U	5.00 U	5.00 U	5.00 U	5.00 U	3.30	1.00 U	1.00 U	1.00 U	1.00 U	1.00 U	1.00 U	3.90
3/11/20	9.30	1.00 U	5.00 U	5.00 U	5.00 U	5.00 U	5.00 U	3.10	1.00 U	1.00 U	1.00 U	1.00 U	1.00 U	1.00 U	3.50
8/3/20	12.30	1.00 U	5.00 U	5.00 U	5.00 U	5.00 U	5.00 U	3.40	1.00 U	1.00 U	1.00 U	1.00 U	1.00 U	1.00 U	3.80
3/29/21	11.00	1.00 U	5.00 U	5.00 U	5.00 U	5.00 U	5.00 U	3.70	1.00 U	1.00 U	1.00 U	1.00 U	1.00 U	1.00 U	3.80
9/3/21	13.50	1.00 U	5.00 U	5.00 U	5.00 U	5.00 U	5.00 U	3.50	1.00 U	1.00 U	1.00 U	1.00 U	1.00 U	1.00 U	4.10

Gude Landfill
Monitoring Location OB12 - Volatile Organic Compounds

Printed 12/10/21

	Chloroethane (ug/L)	Chloroform (ug/L)	Chloromethane (ug/L)	cis-1,2-Dichloroethene (ug/L)	cis-1,3-Dichloropropene (ug/L)	Dibromochloromethane (ug/L)	Ethylbenzene (ug/L)	m&p-Xylene (ug/L)	Methyl Iodide (ug/L)	Methyl Tertiary Butyl Ether (ug/L)	Methylene Bromide (ug/L)	Methylene Chloride (ug/L)	o-Xylene (ug/L)	Styrene (ug/L)
MCL/ GWPS		80		70		80	700	10000				5	10000	100
4/6/05	7.36	0.27 U	0.25 U	5.03	0.29 U	0.27 U	0.23 U	0.40 U	0.28 U	--	0.25 U	1.00	0.18 U	0.25 U
9/21/05	1.27	0.27 U	0.25 U	11.79	0.29 U	0.27 U	0.23 U	0.40 U	0.28 U	--	0.25 U	7.22	0.18 U	0.25 U
4/5/06	2.69	0.27 U	0.25 U	7.57	0.29 U	0.27 U	0.23 U	0.40 U	0.28 U	--	0.25 U	1.00 U	0.18 U	0.25 U
9/26/06	1.03	0.27 U	0.25 U	18.10	0.29 U	0.27 U	0.23 U	0.40 U	0.28 U	--	0.25 U	12.30	0.18 U	0.25 U
4/18/07	0.31 U	0.27 U	0.25 U	22.60	0.29 U	0.27 U	0.23 U	0.40 U	1.00 U	--	0.25 U	1.72	0.18 U	0.25 U
10/4/07	1.00 U	0.27 U	0.25 U	25.91	0.29 U	0.27 U	0.23 U	0.40 U	0.28 U	--	0.25 U	6.16	1.00 U	0.25 U
3/25/08	0.10 U	0.21 U	0.50 U	25.54	0.13 U	0.15 U	0.26 U	0.43 U	--	1.73 U	0.15 U	9.35	0.22 U	0.20 U
9/24/08	2.50	0.12 U	0.20 U	26.92	0.12 U	0.13 U	0.12 U	0.23 U	--	5.00 U	0.20 U	6.24	0.11 U	0.11 U
3/10/09	2.61	0.12 U	0.20 U	26.86	0.12 U	0.13 U	0.12 U	0.23 U	--	5.00 U	0.20 U	4.91	0.11 U	0.11 U
9/21/09	1.39	1.00 U	1.00 U	21.40	1.00 U	1.00 U	1.00 U	2.00 U	1.00 U	0.66 J	1.00 U	8.27	1.00 U	1.00 U
7/28/10	1.00	1.00 U	1.00 U	29.00	1.00 U	1.00 U	1.00 U	2.00 U	20.00 U	--	1.00 U	9.00	1.00 U	1.00 U
9/21/10	1.64 J	2.00 U	2.00 U	26.20	2.00 U	2.00 U	2.00 U	4.00 U	2.00 U	0.85 J	2.00 U	8.19	2.00 U	2.00 U
4/21/11	1.00 U	1.00 U	2.10	14.00	1.00 U	1.00 U	1.00 U	--	1.00 U	2.00 U	1.00 U	10.00	--	1.00 U
9/6/11	1.00 U	1.00 U	1.00 U	1.00 U	1.00 U	1.00 U	1.00 U	--	1.00 U	2.00 U	1.00 U	1.00 U	--	1.00 U
3/7/12	1.00 U	1.00 U	1.00 U	23.00	1.00 U	1.00 U	1.00 U	--	1.00 U	1.00 U	1.00 U	5.90	--	1.00 U
9/12/12	1.00 U	1.00 U	1.00 U	32.10	1.00 U	1.00 U	1.00 U	2.00 U	5.00 U	5.00 U	1.00 U	5.01	1.00 U	1.00 U
3/26/13	1.00 U	1.00 U	1.00 U	22.50	1.00 U	1.00 U	1.00 U	2.00 U	5.00 U	5.00 U	1.00 U	7.93	1.00 U	1.00 U
9/12/13	1.00 U	1.00 U	1.00 U	30.60	1.00 U	1.00 U	1.00 U	2.00 U	5.00 U	5.00 U	1.00 U	1.00 U	1.00 U	1.00 U
3/11/14	1.00 U	1.00 U	1.00 U	24.90	1.00 U	1.00 U	1.00 U	2.00 U	5.00 U	5.00 U	1.00 U	6.30	1.00 U	1.00 U
9/3/14	1.00 U	1.00 U	1.00 U	31.30	1.00 U	1.00 U	1.00 U	2.00 U	5.00 U	5.00 U	1.00 U	4.44	1.00 U	1.00 U

Shaded concentrations represent MCL/GWPS exceedances

Printed on Recycled Paper

Gude Landfill
Monitoring Location OB12 - Volatile Organic Compounds

Printed 12/10/21

	Chloroethane (ug/L)	Chloroform (ug/L)	Chloromethane (ug/L)	cis-1,2-Dichloroethene (ug/L)	cis-1,3-Dichloropropene (ug/L)	Dibromochloromethane (ug/L)	Ethylbenzene (ug/L)	m&p-Xylene (ug/L)	Methyl Iodide (ug/L)	Methyl Tertiary Butyl Ether (ug/L)	Methylene Bromide (ug/L)	Methylene Chloride (ug/L)	o-Xylene (ug/L)	Styrene (ug/L)
3/23/15	1.00 U	1.00 U	1.00 U	24.50	1.00 U	1.00 U	1.00 U	2.00 U	5.00 U	5.00 U	1.00 U	5.34	1.00 U	1.00 U
9/2/15	1.00 U	1.00 U	1.00 U	43.20	1.00 U	1.00 U	1.00 U	2.00 U	5.00 U	5.00 U	1.00 U	4.73	1.00 U	1.00 U
3/23/16	1.00 U	1.00 U	1.00 U	31.60	1.00 U	1.00 U	1.00 U	2.00 U	5.00 U	5.00 U	1.00 U	5.34	1.00 U	1.00 U
8/29/16	1.00 U	1.00 U	1.00 U	38.40	1.00 U	1.00 U	1.00 U	2.00 U	5.00 U	5.00 U	1.00 U	3.84	1.00 U	1.00 U
3/8/17	1.00 U	1.00 U	1.00 U	47.40	1.00 U	1.00 U	1.00 U	2.00 U	5.00 U	5.00 U	1.00 U	5.76	1.00 U	1.00 U
9/18/17	1.00 U	1.00 U	1.00 U	43.70	1.00 U	1.00 U	1.00 U	2.00 U	5.00 U	5.00 U	1.00 U	4.08	1.00 U	1.00 U
4/3/18	1.00 U	1.00 U	1.00 U	33.00	1.00 U	1.00 U	1.00 U	2.00 U	5.00 U	5.00 U	1.00 U	4.37	1.00 U	1.00 U
9/11/18	1.00 U	1.00 U	1.00 U	34.50	1.00 U	1.00 U	1.00 U	2.00 U	5.00 U	5.00 U	1.00 U	3.25	1.00 U	1.00 U
4/10/19	1.00 U	1.00 U	1.00 U	27.80	1.00 U	1.00 U	1.00 U	1.00 U	1.00 U	1.00 U	1.00 U	4.10	1.00 U	1.00 U
8/6/19	1.00 U	1.00 U	1.00 U	44.60	1.00 U	1.00 U	1.00 U	1.00 U	1.00 U	1.10	1.00 U	3.20 J	1.00 U	1.00 U
3/11/20	1.00 U	1.00 U	1.00 U	34.30	1.00 U	1.00 U	1.00 U	1.00 U	1.00 U	1.10	1.00 U	3.60	1.00 U	1.00 U
8/3/20	1.00 U	1.00 U	1.00 U	47.50	1.00 U	1.00 U	1.00 U	1.00 U	1.00 U	1.00 J	1.00 U	3.10	1.00 U	1.00 U
3/29/21	1.00 U	1.00 U	1.00 U	37.30	1.00 U	1.00 U	1.00 U	1.00 U	1.00 U	1.10	1.00 U	3.00	1.00 U	1.00 U
9/3/21	1.00 U	1.00 U	1.00 U	48.30	1.00 U	1.00 U	1.00 U	1.00 U	1.00 U	1.00 U	1.00 U	3.20	1.00 U	1.00 U

Gude Landfill

Printed 12/10/21

Monitoring Location OB12 - Volatile Organic Compounds

	Tetrachloroethene (ug/L)	Toluene (ug/L)	trans-1,2-Dichloroethene (ug/L)	trans-1,3-Dichloropropene (ug/L)	trans-1,4-Dichloro-2-butene (ug/L)	Trichloroethene (ug/L)	Trichlorofluoromethane (ug/L)	Vinyl Acetate (ug/L)	Vinyl Chloride (ug/L)	Xylene (ug/L)
MCL/ GWPS	5	1000	100			5			2	10000
4/6/05	4.85	1.00 U	0.45 U	0.24 U	1.00 U	10.18	0.36 U	--	1.01	--
9/21/05	12.43	0.32 U	1.00 U	0.24 U	0.30 U	14.72	2.57	--	1.80	--
4/5/06	5.03	0.32 U	0.45 U	0.24 U	0.30 U	13.99	0.36 U	--	1.00 U	--
9/26/06	21.98	0.32 U	1.38	0.24 U	0.30 U	17.23	2.26	--	6.32	--
4/18/07	1.00 U	0.32 U	1.00 U	0.24 U	0.30 U	0.31 U	0.36 U	--	1.54	--
10/4/07	23.67	1.00 U	2.68	0.24 U	0.30 U	24.95	3.46	--	2.90	--
3/25/08	16.57	0.28 U	1.42	0.08 U	--	12.65	1.91	--	6.72	--
9/24/08	21.49	0.50 U	1.52	0.13 U	--	18.35	1.78	--	3.97	--
3/10/09	7.95	0.50 U	1.23	0.13 U	--	6.22	0.80	--	6.99	--
9/21/09	15.40	1.00 U	1.91	1.00 U	1.00 U	18.10	2.42	--	6.30	--
7/28/10	29.00	1.00 U	2.00	1.00 U	5.00 U	22.00	1.00 U	1.00 U	4.00	--
9/21/10	17.10	2.00 U	2.44	2.00 U	2.00 U	20.30	3.80	2.00 U	6.22	--
4/21/11	12.00	1.00 U	1.80	1.00 U	5.00 U	9.40	4.50	6.60	1.00 U	1.00 U
9/6/11	1.80	1.00 U	1.00 U	1.00 U	5.00 U	1.00 U	1.00 U	1.00 U	1.00 U	1.00 U
3/7/12	22.00	1.00 U	2.50	1.00 U	5.00 U	17.00	2.20	1.00 U	6.40	1.00 U
9/12/12	26.50	1.00 U	1.00 U	1.00 U	5.00 U	24.90	1.00 U	5.00 U	1.00 U	--
3/26/13	22.30	1.00 U	2.55	1.00 U	5.00 U	16.70	2.17	5.00 U	6.64	--
9/12/13	14.40	1.00 U	2.09	1.00 U	5.00 U	16.00	1.74	5.00 U	2.95	--
3/11/14	20.80	1.00 U	2.81	1.00 U	5.00 U	16.70	1.87	5.00 U	5.70	--
9/3/14	18.50	1.00 U	2.91	1.00 U	5.00 U	18.30	2.21	5.00 U	5.66	--

Shaded concentrations represent MCL/GWPS exceedances

Printed on Recycled Paper

Gude Landfill

Monitoring Location OB12 - Volatile Organic Compounds

	Tetrachloroethene (ug/L)	Toluene (ug/L)	trans-1,2-Dichloroethene (ug/L)	trans-1,3-Dichloropropene (ug/L)	trans-1,4-Dichloro-2-butene (ug/L)	Trichloroethene (ug/L)	Trichlorofluoromethane (ug/L)	Vinyl Acetate (ug/L)	Vinyl Chloride (ug/L)	Xylene (ug/L)
3/23/15	15.60	1.00 U	2.50	1.00 U	5.00 U	15.00	1.47	5.00 U	5.76	--
9/2/15	26.20	1.00 U	2.65	1.00 U	5.00 U	28.90	2.47	5.00 U	3.84	--
3/23/16	20.70	1.00 U	3.13	1.00 U	5.00 U	19.70	1.92	5.00 U	6.39	--
8/29/16	17.80	1.00 U	2.51	1.00 U	5.00 U	20.30	2.09	5.00 U	3.88	--
3/8/17	22.40	1.00 U	3.69	1.00 U	5.00 U	15.40	2.54	5.00 U	5.80	--
9/18/17	21.20	1.00 U	2.52	1.00 U	5.00 U	21.30	2.29	5.00 U	3.38	--
4/3/18	18.20	1.00 U	2.69	1.00 U	5.00 U	17.70	1.73	5.00 U	4.14	--
9/11/18	15.80	1.00 U	2.71	1.00 U	5.00 U	17.40	2.48	5.00 U	4.56	--
4/10/19	13.00	1.00 U	3.20	1.00 U	1.00 U	12.30	1.10	1.00 U	7.10	--
8/6/19	16.20	1.00 U	2.60	1.00 U	1.00 U	16.00	1.50	1.00 U	6.20	--
3/11/20	14.80	1.00 U	3.00	1.00 U	1.00 U	14.90	1.50	1.00 U	8.40	--
8/3/20	17.00	1.00 U	2.80	1.00 U	1.00 U	17.40	1.70	1.00 U	7.00	--
3/29/21	14.60	1.00 U	3.20	1.00 U	1.00 U	13.90	1.40	1.00 U	9.50	--
9/3/21	20.80	1.00 U	2.40	1.00 U	1.00 U	18.40	1.80	1.00 U	6.00	--

Gude Landfill
Monitoring Location OB015 - General Parameters

Printed 12/10/21

	Alkalinity (mg/L)	Ammonia Nitrogen (mg/L)	Chemical Oxygen Demand (mg/L)	Chloride (mg/L)	Cyanide, Total (mg/L)	Dissolved Oxygen, Field (mg/L)	Hardness (mg/L)	Nitrate (mg/L)	Nitrate+Nitrite (mg/L)	Nitrite (mg/L)	ORP, Field (mV)	pH, Field (SU)	pH, Lab (SU)	Phosphate (mg/L)
MCL/ GWPS					0.2			10		1				
5/1/01	--	--	--	9.1803	0.002	--	--	--	--	--	--	--	--	--
9/5/01	--	--	--	7.2977	0.004	--	--	--	--	--	--	--	--	--
3/13/02	--	--	--	20.6060	0.006	--	--	--	--	--	--	--	--	--
9/16/02	--	--	--	58.4814	0.001	--	--	--	--	--	--	--	--	--
6/3/03	--	--	--	2.5623	0.002 U	--	--	--	--	--	--	--	--	0.018
10/9/03	--	--	--	--	0.005 U	--	--	--	--	--	--	--	--	0.056
3/30/04	--	--	--	--	0.005 U	--	--	--	--	--	--	--	--	0.010 U
9/20/04	--	--	--	--	0.005 U	--	--	--	--	--	--	--	--	0.105
4/6/05	--	--	--	--	0.005 U	--	--	--	--	--	--	--	--	0.010 U
4/5/06	--	--	--	--	0.005 U	--	--	--	--	--	--	--	--	0.024
9/26/06	--	--	--	--	0.001	--	--	--	--	--	--	--	--	0.060
4/18/07	--	--	--	--	0.064	--	--	--	--	--	--	--	--	0.029
10/3/07	--	--	--	--	0.005 U	--	--	--	--	--	--	--	--	--
3/25/08	--	--	--	--	--	--	--	--	--	--	--	--	--	--
9/21/09	242.0	0.65	49.3	3.1600	--	--	600.0	0.2000 U	--	--	--	--	--	--
7/28/10	--	--	--	--	0.050 U	--	--	--	--	--	--	--	--	--
9/21/10	230.0	0.29	11.2	7.7300	--	--	165.0	0.0080 U	0.20 U	0.05 U	--	--	--	--
4/21/11	74.0	0.20 U	10.0 U	4.6100	--	--	114.0	0.2000 U	0.20 U	0.05 U	--	--	--	--
9/6/11	228.0	0.31	27.3	10.0000	--	--	156.0	0.2000 U	0.20 U	0.05 U	--	--	--	--

Gude Landfill
Monitoring Location OB015 - General Parameters

Printed 12/10/21

	Alkalinity (mg/L)	Ammonia Nitrogen (mg/L)	Chemical Oxygen Demand (mg/L)	Chloride (mg/L)	Cyanide, Total (mg/L)	Dissolved Oxygen, Field (mg/L)	Hardness (mg/L)	Nitrate (mg/L)	Nitrate+Nitrite (mg/L)	Nitrite (mg/L)	ORP, Field (mV)	pH, Field (SU)	pH, Lab (SU)	Phosphate (mg/L)
3/7/12	51.0	0.20 U	10.0 U	3.9500	--	--	140.0	0.2000 U	0.20 U	0.05 U	--	--	--	--
9/12/12	226.0	0.27	17.8	11.9000	--	--	120.0	0.2000 U	0.20 U	0.05 U	--	--	--	--
3/26/13	33.0	0.20 U	10.0 U	4.7300	--	0.63	94.0	0.2920	0.30	0.05 U	406.0	5.78	--	--
9/16/13	151.0	0.20 U	10.0 U	10.8000	--	--	120.0	0.2000 U	0.20 U	0.05 U	--	--	--	--
3/11/14	29.0	0.20 U	10.0 U	4.0400	--	0.67	96.0	0.6780	--	--	386.0	5.40	--	--
9/3/14	91.0	0.20 U	11.4	10.3000	--	--	102.0	0.2000 U	0.20 U	0.05 U	292.0	6.03	--	--
3/23/15	33.0	0.20 U	10.0 U	5.9600	--	0.00	112.0	1.7800	1.83	0.05 U	374.0	6.26	--	--
9/2/15	88.0	0.20 U	10.0 U	9.0100	--	1.80	320.0	0.2000 U	0.20 U	0.05 U	159.0	6.04	--	--
3/23/16	36.0	0.20 U	10.0 U	7.1400	--	0.00	92.0	5.1850	5.32	0.14	299.0	5.98	--	--
8/30/16	151.0	0.20 U	10.0 U	12.3000	--	2.18	140.0	0.2000 U	0.20 U	0.05 U	209.0	5.84	--	--
3/8/17	270.0	0.20 U	10.0 U	17.9000	--	--	340.0	0.2000 U	0.20 U	0.05 U	156.0	6.28	--	--
9/18/17	242.0	0.20 U	10.0 U	16.5000	--	--	142.0	0.2000 U	0.20 U	0.05 U	177.0	6.39	--	--
4/3/18	177.0	0.20 U	10.0 U	14.3000	--	0.16	111.0	0.2830	0.29	0.05 U	128.0	6.24	--	--
9/11/18	82.7	0.20 U	18.7	11.4000	--	--	87.2	0.2000 U	0.20 U	0.05 U	134.0	5.79	--	--
4/10/19	50.9	0.18	3.0 J	7.1000	--	0.79	134.0 B	0.5000	--	--	115.7	5.43	5.61	--
8/6/19	82.7	0.10 U	3.0 U	10.3000	--	1.42	91.7	0.6000	--	--	137.9	5.56	6.45	--
3/11/20	94.8	0.10 U	3.0 U	9.8000	--	0.71	92.8	1.2700	--	--	107.4	6.00	6.18	--
8/3/20	63.1	0.10 U	8.9	8.3000	--	1.10	105.0	0.7800	--	--	118.0	5.73	5.76	--
3/29/21	60.0	0.10 U	3.0 U	5.9200	--	0.18	109.0	0.2450	--	--	136.3	5.53	5.76	--
9/3/21	117.0	0.05 U	12.0	8.5400	--	4.02	96.3	1.0100	--	--	48.1	6.28	6.10	--

Gude Landfill
Monitoring Location OB015 - General Parameters

Printed 12/10/21

	Specific Conductivity, Field (uS/cm)	Specific Conductivity, Lab (umhos/cm)	Sulfate, total (mg/L)	Sulfide (mg/L)	Temperature, field (°C)	Total Dissolved Solids (mg/L)	Total Phenolics (mg/L)	Total Suspended Solids (mg/L)	Turbidity (NTU)	Turbidity, Field (NTU)
MCL/ GWPS										
5/1/01	--	--	--	--	--	--	--	--	280.000	--
9/5/01	--	--	--	--	--	--	--	--	255.000	--
3/13/02	--	--	--	--	--	--	--	--	102.000	--
9/16/02	--	--	--	--	--	--	--	--	592.000	--
6/3/03	--	--	--	--	--	--	0	--	167.000	--
10/9/03	--	--	--	--	--	--	0 U	--	--	--
3/30/04	--	--	--	--	--	--	0 U	--	--	--
9/20/04	--	--	--	--	--	--	0 U	--	--	--
4/6/05	--	--	--	--	--	--	0	--	--	--
4/5/06	--	--	--	--	--	--	0	--	--	--
9/26/06	--	--	--	--	--	--	0	--	--	--
4/18/07	--	--	--	--	--	--	0 U	--	--	--
10/3/07	--	--	--	--	--	--	0 U	--	--	--
3/25/08	--	--	--	--	--	--	0 U	--	--	--
9/21/09	--	--	78.60	--	--	328.0	--	--	125.000	--
7/28/10	--	--	--	3.0 U	--	--	--	--	--	--
9/21/10	--	--	56.50	--	--	324.0	--	--	25.400	--
4/21/11	--	--	78.90	--	--	420.0	--	--	96.800	--
9/6/11	--	--	49.20	--	--	528.0	--	--	--	--

Gude Landfill
Monitoring Location OB015 - General Parameters

Printed 12/10/21

	Specific Conductivity, Field (uS/cm)	Specific Conductivity, Lab (umhos/cm)	Sulfate, total (mg/L)	Sulfide (mg/L)	Temperature, field (°C)	Total Dissolved Solids (mg/L)	Total Phenolics (mg/L)	Total Suspended Solids (mg/L)	Turbidity (NTU)	Turbidity, Field (NTU)
3/7/12	--	--	93.20	--	--	272.0	--	--	--	--
9/12/12	--	--	37.90	--	--	308.0	--	--	--	--
3/26/13	329.0	--	92.80	--	15.1	184.0	--	--	--	46.80
9/16/13	--	--	63.30	--	--	244.0	--	--	--	--
3/11/14	236.8	--	91.80	--	15.4	164.0	--	--	--	33.00
9/3/14	248.6	--	69.10	--	15.7	198.0	--	--	--	48.10
3/23/15	202.3	--	79.00	--	7.3	192.0	--	--	--	22.10
9/2/15	324.7	--	64.20	--	21.2	133.0	--	--	--	31.60
3/23/16	253.7	--	60.60	--	18.2	168.0	--	--	--	22.90
8/30/16	323.4	--	65.10	--	24.9	219.0	--	--	--	32.30
3/8/17	633.5	--	68.10	--	16.3	315.0	--	--	--	6.00
9/18/17	590.0	--	67.60	--	20.0	377.0	--	--	--	49.00
4/3/18	451.6	--	52.30	--	13.7	287.0	--	--	--	30.80
9/11/18	307.9	--	4.91	--	19.9	117.0	--	--	--	26.20
4/10/19	366.7	303.0	91.00	--	17.0	186.0	--	2.7 U	4.530	4.40
8/6/19	0.3	325.0	74.40	--	20.5	197.0	--	23.4	28.800	281.12
3/11/20	311.4	331.0	57.90	--	15.2	151.0	--	2.3 U	4.660	4.90
8/3/20	281.1	307.0	58.40	--	18.9	185.0	--	18.8	31.200 O-	48.20
3/29/21	294.5	303.0	84.70	--	18.1	120.0	--	3.3	7.320	11.30
9/3/21	328.7	368.0	57.90	--	16.8	214.0 B	--	24.3	27.700	28.50

Gude Landfill
Monitoring Location OB015 - Dissolved Metals

Printed 12/10/21

	Antimony, dissolved (mg/L)	Arsenic, dissolved (mg/L)	Barium, dissolved (mg/L)	Beryllium, dissolved (mg/L)	Cadmium, dissolved (mg/L)	Calcium, dissolved (mg/L)	Chromium, dissolved (mg/L)	Cobalt, dissolved (mg/L)	Copper, dissolved (mg/L)	Iron, dissolved (mg/L)	Lead, dissolved (mg/L)	Magnesium, dissolved (mg/L)	Manganese, dissolved (mg/L)	Mercury, dissolved (mg/L)
MCL/ GWPS	0.006	0.01	2	0.004	0.005		0.1				0.015			0.002
4/21/11	0.005 U	0.005 U	0.072	0.005 U	0.005 U	14.5	0.01 U	0.01 U	0.005 U	1.9	0.005 U	18.2	1.580	0.0002 U
9/6/11	--	--	--	--	--	--	--	--	--	--	--	--	--	--
3/7/12	0.005 U	0.005 U	0.079	0.005 U	0.005 U	17.9	0.01 U	0.01	0.005 U	11.8	0.005 U	20.6	1.620	0.0002 U
9/12/12	--	--	--	--	--	--	--	--	--	--	--	--	--	--
3/26/13	0.005 U	0.005 U	0.071	0.005 U	0.005 U	14.1	0.01 U	0.01 U	0.011	0.2 U	0.005 U	15.8	0.164	0.0002 U
9/16/13	0.005 U	0.005 U	0.065	0.005 U	0.005 U	16.1	0.01 U	0.01	0.005 U	15.2	0.005 U	16.9	1.100	0.0002 U
3/11/14	0.005 U	0.005 U	0.063	0.005 U	0.005 U	13.4	0.01 U	0.01 U	0.005 U	0.8	0.005 U	17.1	0.161	0.0002 U
9/3/14	0.005 U	0.005 U	0.077	0.005 U	0.005 U	13.3	0.01 U	0.02	0.005 U	11.3	0.005 U	15.4	0.705	0.0002 U
3/23/15	0.002 U	0.002 U	0.053	0.002 U	0.004 U	9.3	0.01 U	0.01 U	0.010 U	0.0 U	0.002 U	14.0	0.027	0.0002 U
9/2/15	0.001 U	0.001 U	0.060	0.001 U	0.001 U	11.0	0.01 U	0.01	0.005 U	13.0	0.001 U	15.0	0.490	0.0002 U
3/23/16	0.002 U	0.002 U	0.056	0.002 U	0.002 U	10.6	0.00 U	0.00 U	0.002 U	0.2 U	0.002 U	15.8	0.074	0.0002 U
8/30/16	0.002 U	0.002 U	0.067	0.002 U	0.002 U	13.2	0.00 U	0.01	0.003	8.1	0.002 U	16.3	0.872	0.0002 U
3/8/17	0.002 U	0.002 U	0.096	0.002 U	0.002 U	23.0	0.00 U	0.00	0.017	9.9	0.002 U	25.1	1.690	0.0002 U
9/18/17	0.002 U	0.002 U	0.079	0.002 U	0.002 U	18.4	0.00 U	0.00	0.002 U	8.7	0.002 U	19.2	0.949	0.0002 U
4/3/18	0.002 U	0.002 U	0.067	0.002 U	0.002 U	14.5	0.00	0.00 U	0.002 U	0.4	0.002 U	16.5	0.186	0.0002 U
9/11/18	0.002 U	0.002 U	0.052	0.002 U	0.002 U	10.2	0.00 U	0.00 U	0.002 U	0.7	0.002 U	13.2	0.061	0.0002 U

Gude Landfill

Monitoring Location OB015 - Dissolved Metals

	Nickel, dissolved (mg/L)	Potassium, dissolved (mg/L)	Selenium, dissolved (mg/L)	Silver, dissolved (mg/L)	Sodium, dissolved (mg/L)	Thallium, dissolved (mg/L)	Vanadium, dissolved (mg/L)	Zinc, dissolved (mg/L)
MCL/ GWPS			0.05			0.002		
4/21/11	0.01	1.9	0.005 U	0.01 U	29.2	0.005 U	0.01 U	0.033
9/6/11	0.01	--	--	--	--	--	--	--
3/7/12	0.02	2.2	0.005 U	0.01 U	40.3	0.005 U	0.01 U	0.072
9/12/12	0.02	--	--	--	--	--	--	--
3/26/13	0.01	2.2	0.005 U	0.01 U	25.9	0.005 U	0.01 U	0.138
9/16/13	0.01	2.1	0.005 U	0.01 U	51.7	0.005 U	0.01 U	0.058
3/11/14	0.01	1.9	0.005 U	0.01 U	17.6	0.005 U	0.01 U	0.053
9/3/14	0.01	1.9	0.005 U	0.01 U	28.9	0.005 U	--	0.070
3/23/15	0.01 J	1.7	0.035 U	0.01 U	20.0	0.002 U	0.01 U	0.036
9/2/15	0.01 U	2.0	0.005 U	0.00 U	41.0	0.001 U	0.01 U	0.070
3/23/16	0.01	1.4	0.002 U	0.00 U	17.1	0.001 U	0.00 U	0.035
8/30/16	0.01	1.8	0.002 U	0.00 U	49.3	0.001 U	0.00 U	0.047
3/8/17	0.02	2.2	0.002 U	0.00 U	94.0	0.001 U	0.00 U	0.029
9/18/17	0.01	2.0	0.002 U	0.00 U	75.8	0.001 U	0.00 U	0.013
4/3/18	0.00	1.9	0.002 U	0.00 U	70.0	0.001 U	0.00 U	0.015
9/11/18	0.00	1.7	0.002 U	0.00 U	34.0	0.001 U	0.00 U	0.016

Gude Landfill
Monitoring Location OB015 - Total Metals

Printed 12/10/21

	Antimony, total (mg/L)	Arsenic, total (mg/L)	Barium, total (mg/L)	Beryllium, total (mg/L)	Boron, total (mg/L)	Cadmium, total (mg/L)	Calcium, total (mg/L)	Chromium, total (mg/L)	Cobalt, total (mg/L)	Copper, total (mg/L)	Iron, total (mg/L)	Lead, total (mg/L)
MCL/ GWPS	0.006	0.01	2	0.004		0.005		0.1				0.015
5/1/01	0.0007 U	0.0020 U	0.0443	0.0005 U	--	0.0006 U	--	0.0034	0.0034	0.0100 U	--	0.00250
9/5/01	0.0020 U	0.0105	0.0795	0.0017 U	--	0.0020 U	--	0.0200	0.0155	0.0497	--	0.04130
3/13/02	0.0005 U	0.0020 U	0.0487	0.0017 U	--	0.0006 U	--	0.0034	0.0061	0.0133	--	0.00310
9/16/02	0.0007 U	0.0310	0.9000	0.0090	--	0.0150	--	0.4250	0.2930	0.7730	--	0.29900
6/3/03	0.0007 U	0.0020 U	0.1019	0.0004 U	--	0.0020 U	--	0.0047	0.0242	0.0213	--	0.00600
10/9/03	0.0045 U	0.0040 U	0.0999	0.0080 U	--	0.0035 U	--	0.0100 U	0.0213	0.0500 U	--	0.01000 U
3/30/04	0.0009 U	0.0008 U	0.1026	0.0016 U	--	0.0007 U	--	0.0020 U	0.0217	0.0113	--	0.00260
9/20/04	0.0028 U	0.0031	0.3716	0.0039	--	0.0020 U	--	0.1041	0.0583	0.0416	--	0.02420
4/6/05	0.0028 U	0.0006 U	0.0852	0.0012 U	--	0.0003 U	--	0.0020 U	0.0219	0.0153	--	0.00200 U
4/5/06	0.0006 U	0.0020 U	0.0991	0.0007 U	--	0.0020 U	--	0.0090	0.0163	0.0267	--	0.00880
9/26/06	0.0140 U	0.0400 U	0.3997	0.0180 U	--	0.0120 U	--	0.3214	0.2322	0.5593	--	0.17470
4/18/07	0.0007 U	0.0008 U	0.0364	0.0009 U	0.045	--	--	0.0007 U	0.0020 U	0.0061	--	0.00200 U
10/3/07	0.0070 U	0.0080 U	0.2282	0.0090 U	0.200 U	--	--	0.0521	0.0599	0.1171	--	0.04090
3/25/08	0.0005 U	0.0006 U	0.0856	0.0010 U	0.037	--	--	0.0020 U	0.0095	0.0067	--	0.00200 U
3/10/09	0.0010 U	0.0010 U	0.0881	0.0012 U	0.054	--	--	0.0100 U	0.0134	0.0100 U	--	0.01000 U
9/21/09	0.0020 U	0.0069	0.1190	0.0020 U	--	0.0042	29.50	0.0190	0.0273	0.0475	54.9000	0.01700
7/28/10	0.0010 U	0.0015	0.0720	0.0010 U	--	0.0010 U	--	0.0035	0.0068	0.0022	--	0.00070 J
9/21/10	0.0050 U	0.0050 U	0.0785	0.0050 U	--	0.0050 U	18.00	0.0050 U	0.0050 U	0.0083	27.3000	0.00500 U
4/21/11	0.0050 U	0.0050 U	0.0857	0.0050 U	--	0.0050 U	14.80 J	0.0053	0.0072	0.0119	9.2400	0.00500 U
9/6/11	0.0050 U	0.0050 U	0.0919	0.0050 U	--	0.0050 U	21.60	0.0050 U	0.0062	0.0094	39.4000	0.00500 U
3/7/12	0.0050 U	0.0050 U	0.0722	0.0050 U	--	0.0050 U	16.50	0.0050 U	0.0050 U	0.0066	6.6000	0.00500 U
9/12/12	0.0050 U	0.0070	0.0923	0.0050 U	--	0.0050 U	18.30	0.0114	0.0165	0.0408	47.8000	0.00794
3/26/13	0.0050 U	0.0050 U	0.0709	0.0050 U	--	0.0050 U	12.90	0.0050 U	0.0050 U	0.0100	2.8500	0.00500 U

Shaded concentrations represent MCL/GWPS exceedances

Printed on Recycled Paper

Gude Landfill
Monitoring Location OB015 - Total Metals

Printed 12/10/21

	Antimony, total (mg/L)	Arsenic, total (mg/L)	Barium, total (mg/L)	Beryllium, total (mg/L)	Boron, total (mg/L)	Cadmium, total (mg/L)	Calcium, total (mg/L)	Chromium, total (mg/L)	Cobalt, total (mg/L)	Copper, total (mg/L)	Iron, total (mg/L)	Lead, total (mg/L)
9/16/13	0.0050 U	0.0050 U	0.0624	0.0050 U	--	0.0050 U	16.80	0.0050 U	0.0116	0.0059	17.3000	0.00500 U
3/11/14	0.0050 U	0.0050 U	0.0635	0.0050 U	--	0.0050 U	12.00	0.0050 U	0.0050 U	0.0069	1.9800	0.00500 U
9/3/14	0.0050 U	0.0050 U	0.0944	0.0050 U	--	0.0050 U	11.60	0.0096	0.0174	0.0281	52.5000	0.00818
3/23/15	0.0020 U	0.0020 U	0.0510	0.0020 U	--	0.0040 U	9.50	0.0100 U	0.0100 U	0.0018 J	1.9000	0.00200 U
9/2/15	0.0010 U	0.0011	0.0630	0.0013	--	0.0005 U	10.00	0.0050 U	0.0092	0.0050 U	24.0000	0.00150
3/23/16	0.0050 U	0.0050 U	0.0656	0.0050 U	--	0.0050 U	13.30	0.0050 U	0.0050 U	0.0050 U	1.6900	0.00500 U
8/30/16	0.0020 U	0.0020 U	0.0704	0.0020 U	--	0.0020 U	12.40	0.0020 U	0.0104	0.0056	22.4000	0.00200 U
3/8/17	0.0020 U	0.0020 U	0.0944	0.0020 U	--	0.0020 U	22.60	0.0034	0.0049	0.0194	9.9600	0.00200 U
9/18/17	0.0050 U	0.0050 U	0.0948	0.0050 U	--	0.0050 U	21.10	0.0050 U	0.0050 U	0.0080	18.5000	0.00500 U
4/3/18	0.0020 U	0.0020 U	0.0669	0.0020 U	--	0.0020 U	15.50	0.0026	0.0020 U	0.0020 U	1.3200	0.00200 U
9/11/18	0.0050 U	0.0050 U	0.0280	0.0050 U	--	0.0050 U	24.60	0.0050 U	0.0050 U	0.0050 U	0.4830	0.00500 U
4/10/19	0.0010 U	0.0010 U	0.0875	0.0010 U	--	0.0010 U	11.70 B	0.0013	0.0052	0.0010 U	0.7130	0.00100 U
8/6/19	0.0010 U	0.0010 U	0.0591	0.0010 U	--	0.0010 U	9.21	0.0098	0.0010 U	0.0039 B	2.9800	0.00100 U
3/11/20	0.0010 U	0.0010 U	0.0583	0.0010 U	--	0.0010 U	9.12	0.0011	0.0010 U	0.0010 U	0.7790	0.00100 U
8/3/20	0.0010 U	0.0010 U	0.0657	0.0010 U	--	0.0010 U	9.83	0.0038	0.0010 U	0.0040	5.8200	0.00100 U
3/29/21	0.0010 U	0.0010 U	0.0680	0.0010 U	--	0.0010 U	9.86	0.0010 U	0.0017	0.0010 U	1.1400	0.00100 U
9/3/21	0.0010 U	0.0010 U	0.0572	0.0010 U	--	0.0010 U	9.89	0.0035	0.0011	0.0028	3.4600	0.00100 U

Gude Landfill
Monitoring Location OB015 - Total Metals

Printed 12/10/21

	Magnesium, total (mg/L)	Manganese, total (mg/L)	Mercury, total (mg/L)	Nickel, total (mg/L)	Potassium, total (mg/L)	Selenium, total (mg/L)	Silver, total (mg/L)	Sodium, total (mg/L)	Thallium, total (mg/L)	Tin, total (mg/L)	Vanadium, total (mg/L)	Zinc, total (mg/L)
MCL/ GWPS			0.002			0.05			0.002			
5/1/01	--	0.46530	0.000100 U	0.0061	--	0.00180 U	0.0052 U	--	0.0009 U	0.2000 U	0.00200 U	--
9/5/01	--	1.03500	0.000100 U	0.0255	--	0.00090 U	0.0044 U	--	0.0009 U	0.2000 U	0.00600	--
3/13/02	--	0.70070	0.000100 U	0.0100 U	--	0.00090 U	0.0044 U	--	0.0009 U	0.2000 U	0.00200 U	--
9/16/02	--	7.31100	0.000600	0.6290	--	0.00120 U	0.0096 U	--	0.0010 U	0.0259	0.19800	--
6/3/03	--	5.64200	0.000200 U	0.0234	--	0.00120 U	0.0096 U	--	0.0010 U	0.0020 U	0.00290	--
10/9/03	--	3.50000	0.000200 U	0.0288	--	0.00350 U	0.0110 U	--	0.0020 U	0.0020 U	0.01000 U	--
3/30/04	--	0.02000 U	0.000200 U	0.0206	--	0.00070 U	0.0022 U	--	0.0004 U	0.0020 U	0.00200 U	--
9/20/04	--	6.42200	0.000200 U	0.1422	--	0.01340	0.0018 U	--	0.0006 U	0.0020 U	0.03900	--
4/6/05	--	4.44000	0.000200 U	0.0197	--	0.00200 U	0.0018 U	--	0.0006 U	0.0050 U	0.00200 U	--
4/5/06	--	0.00200 U	0.000100 U	0.0259	--	0.00150 U	0.0004 U	--	0.0004 U	0.0050 U	0.00320	--
9/26/06	--	9.22350	0.000300	0.4895	--	0.04000 U	--	--	0.0140 U	0.0233	0.14770	--
4/18/07	--	--	0.000200 U	0.0086	--	0.00080 U	0.0005 U	--	0.0007 U	0.0500 U	0.00200 U	0.00810
10/3/07	--	--	0.000200 U	0.1120	--	0.00800 U	0.0050 U	--	0.0070 U	0.0020 U	0.02820	1.21550
3/25/08	--	--	0.000200 U	0.0084	--	0.00090 U	0.0008 U	--	0.0006 U	0.0500 U	0.00060 U	0.02200
3/10/09	--	--	0.000200 U	0.0157	--	0.00120 U	0.0043 U	--	0.0008 U	0.0011 U	0.01000 U	0.09550
9/21/09	23.200	5.73000	0.000200 U	0.0473	3.150	0.00200 U	0.0020 U	35.00	0.0020 U	--	0.00520	0.69800
7/28/10	--	--	0.000200 U	0.0100	--	0.00100 U	0.0010 U	--	0.0010 U	0.0050 U	0.00500 U	0.02000
9/21/10	17.400	3.87000	0.000200 U	0.0098	2.180	0.00500 U	0.0050 U	53.30	0.0050 U	--	0.00500 U	0.02120
4/21/11	22.000 J	1.78000	0.000200 U	0.0149	2.290	0.00500 U	0.0050 U	36.10 J	0.0050 U	--	0.00500 U	0.05440
9/6/11	21.600	3.27000	0.000200 U	--	2.460	0.00500 U	0.0050 U	59.10	0.0050 U	--	0.00500 U	0.06680
3/7/12	21.300	1.28000	0.000200 U	0.0144	2.120	0.00500 U	0.0050 U	29.20	0.0050 U	--	0.00500 U	0.09660
9/12/12	17.400	2.50000	0.000200 U	--	2.320	0.00500 U	0.0050 U	62.50	0.0050 U	--	0.00500 U	0.39700
3/26/13	16.000	0.16300	0.000200 U	0.0143	2.040	0.00500 U	0.0050 U	26.10	0.0050 U	--	0.00500 U	0.13600

Shaded concentrations represent MCL/GWPS exceedances

Printed on Recycled Paper

Gude Landfill
Monitoring Location OB015 - Total Metals

Printed 12/10/21

	Magnesium, total (mg/L)	Manganese, total (mg/L)	Mercury, total (mg/L)	Nickel, total (mg/L)	Potassium, total (mg/L)	Selenium, total (mg/L)	Silver, total (mg/L)	Sodium, total (mg/L)	Thallium, total (mg/L)	Tin, total (mg/L)	Vanadium, total (mg/L)	Zinc, total (mg/L)
9/16/13	17.300	1.10000	0.000200 U	0.0087	2.070	0.00500 U	0.0050 U	50.60	0.0050 U	--	0.00500 U	0.05160
3/11/14	14.500	0.13000	0.000200 U	0.0115	1.840	0.00500 U	0.0050 U	17.30	0.0050 U	--	0.00500 U	0.07230
9/3/14	14.500	0.63900	0.000200 U	0.0214	1.800	0.00500 U	0.0050 U	30.60	0.0050 U	--	0.00500 U	0.18300
3/23/15	15.000	0.02800	0.000200 U	0.0061 J	1.700	0.03500 U	0.0100 U	20.00	0.0020 U	--	0.01000 U	0.03400
9/2/15	14.000	0.72000	0.000200 U	0.0100 U	1.900	0.00500 U	0.0010 U	34.00	0.0010 U	--	0.00500 U	0.08300
3/23/16	19.500	0.08510	0.000200 U	0.0119	1.820	0.00500 U	0.0050 U	22.00	0.0050 U	--	0.00500 U	0.04340
8/30/16	15.900	0.81600	0.000200 U	0.0130	1.740	0.00200 U	0.0020 U	42.40	0.0010 U	--	0.00200 U	0.08660
3/8/17	25.000	1.74000	0.000200 U	0.0180	2.210	0.00200 U	0.0020 U	92.40	0.0010 U	--	0.00200 U	0.04390
9/18/17	21.000	1.26000	0.000200 U	0.0076	2.050	0.00500 U	0.0050 U	88.10	0.0050 U	--	0.00500 U	0.04990
4/3/18	17.500	0.14400	0.000200 U	0.0049	1.940	0.00200 U	0.0020 U	73.80	0.0010 U	--	0.00200 U	0.01610
9/11/18	6.250	0.08350	0.000200 U	0.0050 U	3.820	0.00500 U	0.0050 U	9.03	0.0050 U	--	0.00500 U	0.00580
4/10/19	25.400	1.92000	0.000100 U	0.0343	1.980	0.00100 U	0.0010 U	8.44	0.0010 U	--	0.00100 U	0.06130
8/6/19	16.700	0.06640	0.000100 U	0.0087	1.770	0.00100 U	0.0010 U	32.70	0.0010 U	--	0.00100 U	0.02960 B
3/11/20	17.000	0.44800	0.000100 U	0.0101	1.780	0.00100 U	0.0010 U	39.90	0.0010 U	--	0.00100 U	0.02030
8/3/20	19.400	0.06620	0.000100 U	0.0082	1.880	0.00100 U	0.0010 U	24.60	0.0010 U	--	0.00100 U	0.02700
3/29/21	20.400	0.89700	0.000100 U	0.0152	1.700	0.00100 U	0.0010 U	12.80	0.0010 U	--	0.00100 U	0.03390
9/3/21	17.400	0.04120	0.000100 U	0.0044	1.860	0.00100 U	0.0010 U	43.00	0.0010 U	--	0.00100 U	0.01630

Gude Landfill
Monitoring Location OB015 - Volatile Organic Compounds

Printed 12/10/21

	1,1,1,2-Tetrachloroethane (ug/L)	1,1,1-Trichloroethane (ug/L)	1,1,2,2-Tetrachloroethane (ug/L)	1,1,2-Trichloroethane (ug/L)	1,1-Dichloroethane (ug/L)	1,1-Dichloroethene (ug/L)	1,1-Dichloropropene (ug/L)	1,2,3-Trichloropropane (ug/L)	1,2-Dibromo-3-chloropropane (ug/L)	1,2-Dibromoethane (ug/L)	1,2-Dichlorobenzene (ug/L)	1,2-Dichloroethane (ug/L)	1,2-Dichloropropane (ug/L)	1,3-Dichloropropane (ug/L)	1,4-Dichlorobenzene (ug/L)
MCL/ GWPS	200			5		7			0.2	0.05	600	5	5		75
5/1/01	0.18 U	0.15 U	0.23 U	0.22 U	0.19 U	0.15 U	0.22 U	0.21 U	1.00 U	0.20 U	10.00 U	0.17 U	0.21 U	0.19 U	10.00 U
9/5/01	0.18 U	0.15 U	0.23 U	0.22 U	1.00 U	0.15 U	0.22 U	0.21 U	0.14 U	0.20 U	10.00 U	0.17 U	0.21 U	0.19 U	10.00 U
3/13/02	0.18 U	0.15 U	0.23 U	0.22 U	1.00 U	0.15 U	0.22 U	0.21 U	0.14 U	0.20 U	10.00 U	0.17 U	0.21 U	0.19 U	10.00 U
9/16/02	0.18 U	0.15 U	0.23 U	0.22 U	1.00 U	0.15 U	0.22 U	0.21 U	0.14 U	0.20 U	10.00 U	0.17 U	0.21 U	0.19 U	10.00 U
6/3/03	0.18 U	0.15 U	0.23 U	0.22 U	0.19 U	0.15 U	0.22 U	0.21 U	0.14 U	0.20 U	10.00 U	0.17 U	0.21 U	0.19 U	10.00 U
10/9/03	0.18 U	0.15 U	0.23 U	0.22 U	1.65	0.15 U	0.22 U	0.21 U	1.00 U	0.20 U	0.19 U	0.17 U	0.21 U	0.19 U	1.00 U
3/30/04	0.18 U	0.15 U	0.23 U	0.22 U	2.69	1.00 U	0.22 U	0.21 U	1.00 U	0.20 U	1.00 U	0.17 U	0.21 U	0.19 U	1.00 U
9/20/04	0.13 U	0.24 U	0.44 U	0.25 U	3.21	0.37 U	0.35 U	0.40 U	0.33 U	0.28 U	10.00 U	0.27 U	0.34 U	0.33 U	10.00 U
4/6/05	0.13 U	0.24 U	1.00 U	0.25 U	1.48	0.37 U	0.35 U	0.40 U	1.34	0.28 U	10.00 U	0.27 U	0.34 U	0.33 U	10.00 U
4/5/06	0.13 U	0.24 U	0.44 U	0.25 U	3.19	0.37 U	0.35 U	0.40 U	0.33 U	0.28 U	10.00 U	0.27 U	0.34 U	0.33 U	10.00 U
9/26/06	0.13 U	0.24 U	0.44 U	0.25 U	1.88	0.37 U	0.35 U	0.40 U	0.33 U	0.28 U	11.00 U	0.27 U	0.34 U	0.33 U	11.00 U
4/18/07	0.13 U	0.24 U	0.44 U	0.25 U	7.04	0.37 U	0.35 U	0.40 U	0.33 U	0.28 U	10.00 U	0.27 U	0.34 U	0.33 U	10.00 U
10/3/07	--	--	--	--	--	--	--	--	--	--	10.00 U	--	--	--	10.00 U
3/25/08	0.18 U	0.18 U	0.21 U	0.23 U	4.20	0.18 U	0.26 U	0.14 U	0.24 U	0.16 U	10.00 U	0.18 U	0.17 U	0.20 U	0.23 U
3/10/09	0.12 U	0.17 U	0.14 U	0.17 U	4.04	0.15 U	0.13 U	0.17 U	0.20 U	0.08 U	10.00 U	0.13 U	0.50 U	0.13 U	10.00 U
9/21/09	1.00 U	1.00 U	1.00 U	1.00 U	4.62	1.00 U	1.00 U	1.00 U	1.00 U	1.00 U	1.00 U	1.00 U	0.39 J	1.00 U	0.17 J
7/28/10	1.00 U	1.00 U	1.00 U	1.00 U	3.00	1.00 U	1.00 U	1.00 U	10.00 U	1.00 U	1.00 U	1.00 U	1.00 U	1.00 U	1.00 U
9/21/10	2.00 U	2.00 U	2.00 U	2.00 U	12.00	2.00 U	2.00 U	2.00 U	2.00 U	2.00 U	2.00 U	2.00 U	2.00 U	2.00 U	2.00 U
4/21/11	1.00 U	1.00 U	1.00 U	1.00 U	2.30	1.00 U	--	1.00 U	1.00 U	1.00 U	1.00 U	1.00 U	1.00 U	--	1.00 U
9/6/11	1.00 U	1.00 U	1.00 U	1.00 U	1.00 U	1.00 U	--	1.00 U	1.00 U	1.00 U	1.00 U	1.00 U	1.00 U	--	1.00 U

Shaded concentrations represent MCL/GWPS exceedances

Printed on Recycled Paper

Gude Landfill

Printed 12/10/21

Monitoring Location OB015 - Volatile Organic Compounds

	1,1,1,2-Tetrachloroethane (ug/L)	1,1,1-Trichloroethane (ug/L)	1,1,2,2-Tetrachloroethane (ug/L)	1,1,2-Trichloroethane (ug/L)	1,1-Dichloroethane (ug/L)	1,1-Dichloroethene (ug/L)	1,1-Dichloropropene (ug/L)	1,2,3-Trichloropropane (ug/L)	1,2-Dibromo-3-chloropropane (ug/L)	1,2-Dibromoethane (ug/L)	1,2-Dichlorobenzene (ug/L)	1,2-Dichloroethane (ug/L)	1,2-Dichloropropane (ug/L)	1,3-Dichloropropane (ug/L)	1,4-Dichlorobenzene (ug/L)
3/7/12	1.00 U	1.00 U	1.00 U	1.00 U	3.10	1.00 U	--	1.00 U	1.00 U	1.00 U	1.00 U	1.00 U	1.00 U	1.00 U	1.00 U
9/12/12	1.00 U	1.00 U	1.00 U	1.00 U	1.00 U	1.00 U	1.00 U	1.00 U	1.00 U	1.00 U	1.00 U	1.00 U	1.00 U	1.00 U	1.00 U
3/26/13	1.00 U	1.00 U	1.00 U	1.00 U	1.56	1.00 U	1.00 U	1.00 U	1.00 U	1.00 U	1.00 U	1.00 U	1.00 U	1.00 U	1.00 U
9/16/13	1.00 U	1.00 U	1.00 U	1.00 U	3.73	1.00 U	1.00 U	1.00 U	1.00 U	1.00 U	1.00 U	1.00 U	1.00 U	1.00 U	1.00 U
3/11/14	1.00 U	1.00 U	1.00 U	1.00 U	1.00 U	1.00 U	1.00 U	1.00 U	1.00 U	1.00 U	--	1.00 U	1.00 U	1.00 U	1.00 U
9/3/14	1.00 U	1.00 U	1.00 U	1.00 U	1.59	1.00 U	1.00 U	1.00 U	1.00 U	1.00 U	1.00 U	1.00 U	1.00 U	1.00 U	1.00 U
3/23/15	1.00 U	1.00 U	1.00 U	1.00 U	1.00 U	1.00 U	1.00 U	1.00 U	1.00 U	1.00 U	1.00 U	1.00 U	1.00 U	1.00 U	1.00 U
9/2/15	1.00 U	1.00 U	1.00 U	1.00 U	1.00 U	1.00 U	1.00 U	1.00 U	1.00 U	1.00 U	1.00 U	1.00 U	1.00 U	1.00 U	1.00 U
3/23/16	1.00 U	1.00 U	1.00 U	1.00 U	1.00 U	1.00 U	1.00 U	1.00 U	1.00 U	1.00 U	1.00 U	1.00 U	1.00 U	1.00 U	1.00 U
8/30/16	1.00 U	1.00 U	1.00 U	1.00 U	1.64	1.00 U	1.00 U	1.00 U	1.00 U	1.00 U	1.00 U	1.00 U	1.00 U	1.00 U	1.00 U
3/8/17	1.00 U	1.00 U	1.00 U	1.00 U	5.04	1.00 U	1.00 U	1.00 U	1.00 U	1.00 U	1.00 U	1.00 U	2.36	1.00 U	1.00 U
9/18/17	1.00 U	1.00 U	1.00 U	1.00 U	3.80	1.00 U	1.00 U	1.00 U	1.00 U	1.00 U	1.00 U	1.00 U	1.84	1.00 U	1.00 U
4/3/18	1.00 U	1.00 U	1.00 U	1.00 U	2.00	1.00 U	1.00 U	1.00 U	1.00 U	1.00 U	1.00 U	1.00 U	1.00 U	1.00 U	1.00 U
9/11/18	1.00 U	1.00 U	1.00 U	1.00 U	1.00 U	1.00 U	1.00 U	1.00 U	1.00 U	1.00 U	1.00 U	1.00 U	1.00 U	1.00 U	1.00 U
4/10/19	1.00 U	1.00 U	1.00 U	1.00 U	1.00 U	1.00 U	1.00 U	1.00 U	1.00 U	1.00 U	1.00 U	1.00 U	1.00 U	1.00 U	1.00 U
8/6/19	1.00 U	1.00 U	1.00 U	1.00 U	1.00 U	1.00 U	1.00 U	1.00 U	1.00 U	1.00 U	1.00 U	1.00 U	1.00 U	1.00 U	1.00 U
3/11/20	1.00 U	1.00 U	1.00 U	1.00 U	1.00 U	1.00 U	1.00 U	1.00 U	1.00 U	1.00 U	1.00 U	1.00 U	1.00 U	1.00 U	1.00 U
8/3/20	1.00 U	1.00 U	1.00 U	1.00 U	1.00 U	1.00 U	1.00 U	1.00 U	0.05 U	0.02 U	1.00 U	1.00 U	1.00 U	1.00 U	1.00 U
3/29/21	1.00 U	1.00 U	1.00 U	1.00 U	1.00 U	1.00 U	1.00 U	1.00 U	0.05 U	0.02 U	1.00 U	1.00 U	1.00 U	1.00 U	1.00 U
9/3/21	1.00 U	1.00 U	1.00 U	1.00 U	1.00 U	1.00 U	1.00 U	1.00 U	0.05 U	0.02 U	1.00 U	1.00 U	1.00 U	1.00 U	1.00 U

Gude Landfill
Monitoring Location OB015 - Volatile Organic Compounds

Printed 12/10/21

	2,2-Dichloropropane (ug/L)	2-Butanone (ug/L)	2-Hexanone (ug/L)	4-Methyl-2-Pentanone (ug/L)	Acetone (ug/L)	Acrylonitrile (ug/L)	Benzene (ug/L)	Bromochloromethane (ug/L)	Bromodichloromethane (ug/L)	Bromoform (ug/L)	Bromomethane (ug/L)	Carbon Disulfide (ug/L)	Carbon Tetrachloride (ug/L)	Chlorobenzene (ug/L)	Chloroethane (ug/L)
MCL/ GWPS							5		80	80			5	100	
5/1/01	0.11 U	--	1.00 U	--	0.15 U	--	0.21 U	0.20 U	0.18 U	0.14 U	0.15 U	0.38 U	0.15 U	0.28 U	0.20 U
9/5/01	0.11 U	--	0.18 U	--	0.15 U	--	0.21 U	0.20 U	0.18 U	0.14 U	0.15 U	1.81	0.15 U	0.28 U	1.00 U
3/13/02	0.11 U	--	0.18 U	--	0.15 U	--	0.21 U	0.20 U	0.18 U	0.14 U	0.15 U	0.38 U	0.15 U	0.28 U	1.00 U
9/16/02	0.11 U	--	0.18 U	--	0.15 U	--	0.21 U	0.20 U	0.18 U	0.14 U	0.15 U	1.00 U	0.15 U	0.28 U	0.20 U
6/3/03	0.11 U	--	0.18 U	--	0.15 U	--	0.21 U	0.20 U	0.18 U	0.14 U	0.15 U	0.38 U	0.15 U	0.28 U	1.00 U
10/9/03	0.11 U	3.49	0.18 U	--	0.15 U	--	0.21 U	0.20 U	0.18 U	0.14 U	1.00 U	1.00 U	0.15 U	0.28 U	1.00 U
3/30/04	0.11 U	35.64	1.00 U	--	1.00 U	--	1.00 U	0.20 U	0.18 U	0.14 U	1.00 U	1.77	0.15 U	0.28 U	1.00 U
9/20/04	0.23 U	0.29 U	0.19 U	--	0.39 U	--	1.00 U	0.34 U	0.31 U	0.27 U	0.31 U	0.75 U	0.25 U	0.40 U	0.31 U
4/6/05	0.23 U	0.29 U	0.19 U	--	0.39 U	--	0.28 U	0.34 U	0.31 U	0.27 U	1.00 U	2.50 U	0.25 U	0.40 U	0.31 U
4/5/06	0.23 U	0.29 U	0.19 U	--	0.39 U	--	1.00 U	0.34 U	0.31 U	0.27 U	0.31 U	0.75 U	0.25 U	0.40 U	0.31 U
9/26/06	0.23 U	6.45	0.19 U	--	0.39 U	--	1.00 U	0.34 U	0.31 U	0.27 U	1.00 U	2.50 U	0.25 U	0.40 U	0.31 U
4/18/07	0.23 U	0.29 U	0.19 U	--	0.39 U	--	1.00 U	0.34 U	0.31 U	0.27 U	0.31 U	2.50 U	0.25 U	0.40 U	1.00 U
10/3/07	--	--	--	--	--	--	--	--	--	--	--	--	--	--	--
3/25/08	0.19 U	--	--	--	--	--	0.50 U	0.12 U	0.19 U	0.12 U	0.50 U	--	0.13 U	0.17 U	0.50 U
3/10/09	0.22 U	--	--	--	--	--	0.50 U	0.14 U	0.11 U	0.16 U	0.12 U	--	0.14 U	0.16 U	0.13 U
9/21/09	1.00 U	1.00 U	0.19 U	1.00 U	0.20 U	1.00 U	0.49 U	1.00 U	1.00 U	1.00 U	1.00 U	2.50 U	1.00 U	1.00 U	0.39 U
7/28/10	1.00 U	10.00 U	5.00 U	5.00 U	5.00 U	10.00 U	1.00 U	1.00 U	1.00 U	5.00 U	1.00 U	1.00 U	1.00 U	1.00 U	1.00 U
9/21/10	2.00 U	2.00 U	2.00 U	2.00 U	2.00 U	2.00 U	2.00 U	2.00 U	2.00 U	2.00 U	2.00 U	5.00 U	2.00 U	2.00 U	0.98 U
4/21/11	--	5.00 U	5.00 U	5.00 U	5.00 U	5.00 U	1.00 U	1.00 U	1.00 U	1.00 U	1.00 U	1.00 U	1.00 U	1.00 U	1.00 U
9/6/11	--	5.00 U	5.00 U	5.00 U	5.00 U	5.00 U	1.00 U	1.00 U	1.00 U	1.00 U	1.00 U	1.00 U	1.00 U	1.00 U	1.00 U

Shaded concentrations represent MCL/GWPS exceedances

Printed on Recycled Paper

Gude Landfill
Monitoring Location OB015 - Volatile Organic Compounds

Printed 12/10/21

	2,2-Dichloropropane (ug/L)	2-Butanone (ug/L)	2-Hexanone (ug/L)	4-Methyl-2-Pentanone (ug/L)	Acetone (ug/L)	Acrylonitrile (ug/L)	Benzene (ug/L)	Bromochloromethane (ug/L)	Bromodichloromethane (ug/L)	Bromoform (ug/L)	Bromomethane (ug/L)	Carbon Disulfide (ug/L)	Carbon Tetrachloride (ug/L)	Chlorobenzene (ug/L)	Chloroethane (ug/L)
3/7/12	--	5.00 U	5.00 U	5.00 U	5.00 U	5.00 U	1.00 U	1.00 U	1.00 U	1.00 U	1.00 U	1.00 U	1.00 U	1.00 U	1.00 U
9/12/12	1.00 U	5.00 U	5.00 U	5.00 U	5.00 U	5.00 U	1.00 U	1.00 U	1.00 U	1.00 U	1.00 U	5.00 U	1.00 U	1.00 U	1.00 U
3/26/13	1.00 U	5.00 U	5.00 U	5.00 U	5.00 U	5.00 U	1.00 U	1.00 U	1.00 U	1.00 U	1.00 U	5.00 U	1.00 U	1.00 U	1.00 U
9/16/13	1.00 U	5.00 U	5.00 U	5.00 U	5.00 U	5.00 U	1.00 U	1.00 U	1.00 U	1.00 U	1.00 U	5.00 U	1.00 U	1.00 U	1.00 U
3/11/14	1.00 U	5.00 U	5.00 U	5.00 U	5.00 U	5.00 U	1.00 U	--	1.00 U	1.00 U	1.00 U	5.00 U	1.00 U	1.00 U	1.00 U
9/3/14	1.00 U	5.00 U	5.00 U	5.00 U	5.00 U	5.00 U	1.00 U	1.00 U	1.00 U	1.00 U	1.00 U	5.00 U	1.00 U	1.00 U	1.00 U
3/23/15	1.00 U	5.00 U	5.00 U	5.00 U	5.00 U	5.00 U	1.00 U	1.00 U	1.00 U	1.00 U	1.00 U	5.00 U	1.00 U	1.00 U	1.00 U
9/2/15	1.00 U	5.00 U	5.00 U	5.00 U	5.00 U	5.00 U	1.00 U	1.00 U	1.00 U	1.00 U	1.00 U	5.00 U	1.00 U	1.00 U	1.00 U
3/23/16	1.00 U	5.00 U	5.00 U	5.00 U	5.00 U	5.00 U	1.00 U	1.00 U	1.00 U	1.00 U	1.00 U	5.00 U	1.00 U	1.00 U	1.00 U
8/30/16	1.00 U	5.00 U	5.00 U	5.00 U	5.00 U	5.00 U	1.00 U	1.00 U	1.00 U	1.00 U	1.00 U	5.00 U	1.00 U	1.00 U	1.00 U
3/8/17	1.00 U	5.00 U	5.00 U	5.00 U	5.00 U	5.00 U	1.00 U	1.00 U	1.00 U	1.00 U	1.00 U	5.00 U	1.00 U	1.00 U	1.00 U
9/18/17	1.00 U	5.00 U	5.00 U	5.00 U	5.00 U	5.00 U	1.00 U	1.00 U	1.00 U	1.00 U	1.00 U	5.00 U	1.00 U	1.00 U	1.00 U
4/3/18	1.00 U	5.00 U	5.00 U	5.00 U	5.00 U	5.00 U	1.00 U	1.00 U	1.00 U	1.00 U	1.00 U	5.00 U	1.00 U	1.00 U	1.00 U
9/11/18	1.00 U	5.00 U	5.00 U	5.00 U	5.00 U	5.00 U	1.00 U	1.00 U	1.00 U	1.00 U	1.00 U	5.00 U	1.00 U	1.00 U	1.00 U
4/10/19	1.00 U	5.00 U	5.00 U	5.00 U	15.10	5.00 U	1.00 U	1.00 U	1.00 U	1.00 U	1.00 U	1.00 U	1.00 U	1.00 U	1.00 U
8/6/19	1.00 U	5.00 U	5.00 U	5.00 U	5.00 U	5.00 U	1.00 U	1.00 U	1.00 U	1.00 U	1.00 U	1.00 U	1.00 U	1.00 U	1.00 U
3/11/20	1.00 U	5.00 U	5.00 U	5.00 U	5.00 U	5.00 U	1.00 U	1.00 U	1.00 U	1.00 U	1.00 U	1.00 U	1.00 U	1.00 U	1.00 U
8/3/20	1.00 U	5.00 U	5.00 U	5.00 U	5.00 U	5.00 U	1.00 U	1.00 U	1.00 U	1.00 U	1.00 U	1.00 U	1.00 U	1.00 U	1.00 U
3/29/21	1.00 U	5.00 U	5.00 U	5.00 U	5.00 U	5.00 U	1.00 U	1.00 U	1.00 U	1.00 U	1.00 U	1.00 U	1.00 U	1.00 U	1.00 U
9/3/21	1.00 U	5.00 U	5.00 U	5.00 U	5.00 U	5.00 U	1.00 U	1.00 U	1.00 U	1.00 U	1.00 U	1.00 U	1.00 U	1.00 U	1.00 U

Gude Landfill

Printed 12/10/21

Monitoring Location OB015 - Volatile Organic Compounds

	Chloroform (ug/L)	Chloromethane (ug/L)	cis-1,2-Dichloroethene (ug/L)	cis-1,3-Dichloropropene (ug/L)	Dibromochloromethane (ug/L)	Ethylbenzene (ug/L)	m&p-Xylene (ug/L)	Methyl Iodide (ug/L)	Methyl Tertiary Butyl Ether (ug/L)	Methylene Bromide (ug/L)	Methylene Chloride (ug/L)	o-Xylene (ug/L)	Styrene (ug/L)	Tetrachloroethene (ug/L)	Toluene (ug/L)
MCL/ GWPS	80		70		80	700	10000				5	10000	100	5	1000
5/1/01	0.23 U	0.21 U	0.22 U	0.19 U	0.17 U	0.26 U	0.28 U	0.17 U	--	0.22 U	0.21 U	0.27 U	0.21 U	1.00 U	0.24 U
9/5/01	0.23 U	0.21 U	1.00 U	0.19 U	0.17 U	0.26 U	0.28 U	0.17 U	--	0.22 U	3.84	0.27 U	0.21 U	1.00 U	0.24 U
3/13/02	0.23 U	0.21 U	1.00 U	0.19 U	0.17 U	0.26 U	0.28 U	0.17 U	--	0.22 U	0.21 U	0.27 U	0.21 U	1.00 U	0.24 U
9/16/02	0.23 U	0.21 U	0.22 U	0.19 U	0.17 U	0.26 U	0.28 U	0.17 U	--	0.22 U	1.00 U	0.27 U	0.21 U	1.00 U	0.24 U
6/3/03	0.23 U	0.21 U	0.22 U	0.19 U	0.17 U	0.26 U	0.28 U	0.17 U	--	0.22 U	0.21 U	0.27 U	0.21 U	0.17 U	0.24 U
10/9/03	0.23 U	0.21 U	0.22 U	0.19 U	0.17 U	0.26 U	0.28 U	1.00 U	--	0.22 U	0.21 U	0.27 U	0.21 U	0.17 U	0.24 U
3/30/04	0.23 U	0.21 U	0.22 U	0.19 U	0.17 U	0.26 U	0.28 U	1.00 U	--	0.22 U	0.21 U	0.27 U	0.21 U	1.00 U	1.00 U
9/20/04	0.27 U	0.25 U	0.28 U	0.29 U	0.27 U	0.23 U	0.40 U	0.28 U	--	0.25 U	0.34 U	0.18 U	0.25 U	0.36 U	0.32 U
4/6/05	0.27 U	0.25 U	0.28 U	0.29 U	0.27 U	0.23 U	0.40 U	1.00 U	--	0.25 U	0.34 U	0.18 U	0.25 U	1.00 U	0.32 U
4/5/06	0.27 U	0.25 U	1.00 U	0.29 U	0.27 U	0.23 U	0.40 U	0.28 U	--	0.25 U	0.34 U	0.18 U	0.25 U	0.36 U	0.32 U
9/26/06	0.27 U	0.25 U	1.00 U	0.29 U	0.27 U	0.23 U	0.40 U	1.00 U	--	0.25 U	0.34 U	0.18 U	0.25 U	0.36 U	0.32 U
4/18/07	0.27 U	1.00 U	1.28	0.29 U	0.27 U	0.23 U	0.40 U	1.00 U	--	0.25 U	0.34 U	0.18 U	0.25 U	0.36 U	0.32 U
10/3/07	--	--	--	--	--	--	--	--	--	--	--	--	--	--	--
3/25/08	0.21 U	0.15 U	1.10	0.13 U	0.15 U	0.26 U	0.43 U	--	1.73 U	0.15 U	0.12 U	0.22 U	0.20 U	0.20 U	0.28 U
3/10/09	0.12 U	0.20 U	1.17	0.12 U	0.13 U	0.12 U	0.23 U	--	1.25 U	0.20 U	0.17 U	0.11 U	0.11 U	0.16 U	0.12 U
9/21/09	1.00 U	1.00 U	1.51	1.00 U	1.00 U	1.00 U	2.00 U	1.00 U	1.00 U	1.00 U	1.00 U	1.00 U	1.00 U	1.00 U	1.00 U
7/28/10	1.00 U	1.00 U	0.90 J	1.00 U	1.00 U	1.00 U	2.00 U	20.00 U	--	1.00 U	1.00 U	1.00 U	1.00 U	1.00 U	1.00 U
9/21/10	2.00 U	2.00 U	1.02 J	2.00 U	2.00 U	2.00 U	4.00 U	2.00 U	2.00 U	2.00 U	2.00 U	2.00 U	2.00 U	0.54 J	2.00 U
4/21/11	1.00 U	1.00 U	1.00 U	1.00 U	1.00 U	1.00 U	--	1.00 U	2.00 U	1.00 U	1.00 U	--	1.00 U	1.00 U	1.00 U
9/6/11	1.00 U	1.00 U	1.00 U	1.00 U	1.00 U	1.00 U	--	1.00 U	2.00 U	1.00 U	1.00 U	--	1.00 U	1.00 U	1.00 U

Shaded concentrations represent MCL/GWPS exceedances

Printed on Recycled Paper

Gude Landfill
Monitoring Location OB015 - Volatile Organic Compounds

Printed 12/10/21

	Chloroform (ug/L)	Chloromethane (ug/L)	cis-1,2-Dichloroethene (ug/L)	cis-1,3-Dichloropropene (ug/L)	Dibromochloromethane (ug/L)	Ethylbenzene (ug/L)	m&p-Xylene (ug/L)	Methyl Iodide (ug/L)	Methyl Tertiary Butyl Ether (ug/L)	Methylene Bromide (ug/L)	Methylene Chloride (ug/L)	o-Xylene (ug/L)	Styrene (ug/L)	Tetrachloroethene (ug/L)	Toluene (ug/L)
3/7/12	1.00 U	1.00 U	1.00 U	1.00 U	1.00 U	1.00 U	--	1.00 U	1.00 U	1.00 U	1.00 U	--	1.00 U	1.10	1.00 U
9/12/12	1.00 U	1.00 U	1.00 U	1.00 U	1.00 U	1.00 U	2.00 U	5.00 U	5.00 U	1.00 U	1.00 U	1.00 U	1.00 U	1.00 U	1.00 U
3/26/13	1.00 U	1.00 U	1.00 U	1.00 U	1.00 U	1.00 U	2.00 U	5.00 U	5.00 U	1.00 U	1.00 U	1.00 U	1.00 U	1.00 U	1.00 U
9/16/13	1.00 U	1.00 U	1.00 U	1.00 U	1.00 U	1.00 U	2.00 U	5.00 U	5.00 U	1.00 U	1.00 U	1.00 U	1.00 U	1.00 U	1.00 U
3/11/14	1.00 U	1.00 U	1.00 U	1.00 U	1.00 U	1.00 U	2.00 U	5.00 U	5.00 U	1.00 U	1.00 U	1.00 U	1.00 U	1.00 U	1.00 U
9/3/14	1.00 U	1.00 U	1.00 U	1.00 U	1.00 U	1.00 U	2.00 U	5.00 U	5.00 U	1.00 U	1.00 U	1.00 U	1.00 U	1.00 U	1.00 U
3/23/15	1.00 U	1.00 U	1.00 U	1.00 U	1.00 U	1.00 U	2.00 U	5.00 U	5.00 U	1.00 U	1.00 U	1.00 U	1.00 U	1.00 U	1.00 U
9/2/15	1.00 U	1.00 U	1.00 U	1.00 U	1.00 U	1.00 U	2.00 U	5.00 U	5.00 U	1.00 U	1.00 U	1.00 U	1.00 U	1.00 U	1.00 U
3/23/16	1.00 U	1.00 U	1.00 U	1.00 U	1.00 U	1.00 U	2.00 U	5.00 U	5.00 U	1.00 U	1.00 U	1.00 U	1.00 U	1.00 U	1.00 U
8/30/16	1.00 U	1.00 U	1.02	1.00 U	1.00 U	1.00 U	2.00 U	5.00 U	5.00 U	1.00 U	1.00 U	1.00 U	1.00 U	1.00 U	1.00 U
3/8/17	1.00 U	1.00 U	3.27	1.00 U	1.00 U	1.00 U	2.00 U	5.00 U	5.00 U	1.00 U	1.00 U	1.00 U	1.00 U	1.00 U	1.00 U
9/18/17	1.00 U	1.00 U	3.21	1.00 U	1.00 U	1.00 U	2.00 U	5.00 U	5.00 U	1.00 U	1.00 U	1.00 U	1.00 U	1.00 U	1.00 U
4/3/18	1.00 U	1.00 U	1.00 U	1.00 U	1.00 U	1.00 U	2.00 U	5.00 U	5.00 U	1.00 U	1.00 U	1.00 U	1.00 U	1.00 U	1.00 U
9/11/18	1.00 U	1.00 U	1.00 U	1.00 U	1.00 U	1.00 U	2.00 U	5.00 U	5.00 U	1.00 U	1.00 U	1.00 U	1.00 U	1.00 U	1.00 U
4/10/19	1.00 U	1.00 U	1.00 U	1.00 U	1.00 U	1.00 U	1.00 U	1.00 U	1.00 U	1.00 U	1.00 U	1.00 U	1.00 U	1.00 U	1.00 U
8/6/19	1.00 U	1.00 U	1.00 U	1.00 U	1.00 U	1.00 U	1.00 U	1.00 U	1.00 U	1.00 U	1.00 U	1.00 U	1.00 U	1.00 U	1.00 U
3/11/20	1.00 U	1.00 U	1.00 U	1.00 U	1.00 U	1.00 U	1.00 U	1.00 U	1.00 U	1.00 U	1.00 U	1.00 U	1.00 U	1.00 U	1.00 U
8/3/20	1.00 U	1.00 U	1.00 U	1.00 U	1.00 U	1.00 U	1.00 U	1.00 U	1.00 U	1.00 U	1.00 U	1.00 U	1.00 U	1.00 U	1.00 U
3/29/21	1.00 U	1.00 U	1.00 U	1.00 U	1.00 U	1.00 U	1.00 U	1.00 U	1.00 U	1.00 U	1.00 U	1.00 U	1.00 U	1.00 U	1.00 U
9/3/21	1.00 U	1.00 U	1.00 U	1.00 U	1.00 U	1.00 U	1.00 U	1.00 U	1.00 U	1.00 U	1.00 U	1.00 U	1.00 U	1.00 U	1.00 U

Gude Landfill

Monitoring Location OB015 - Volatile Organic Compounds

	trans-1,2-Dichloroethene (ug/L)	trans-1,3-Dichloropropene (ug/L)	trans-1,4-Dichloro-2-butene (ug/L)	Trichloroethene (ug/L)	Trichlorofluoromethane (ug/L)	Vinyl Acetate (ug/L)	Vinyl Chloride (ug/L)	Xylene (ug/L)
MCL/ GWPS	100			5			2	10000
5/1/01	0.22 U	0.13 U	1.00 U	0.19 U	0.18 U	--	--	--
9/5/01	0.22 U	0.13 U	1.00 U	1.00 U	0.18 U	--	--	--
3/13/02	0.22 U	0.13 U	0.14 U	1.00 U	0.18 U	--	--	--
9/16/02	0.22 U	0.13 U	0.14 U	1.00 U	0.18 U	--	--	--
6/3/03	0.22 U	0.13 U	0.14 U	0.19 U	0.18 U	--	--	--
10/9/03	0.22 U	0.13 U	0.14 U	1.00 U	0.18 U	--	7.44	--
3/30/04	1.00 U	0.13 U	0.14 U	1.24	0.18 U	--	18.30	--
9/20/04	0.45 U	0.24 U	0.30 U	1.42	0.36 U	--	4.28	--
4/6/05	0.45 U	0.24 U	1.00 U	1.00 U	0.36 U	--	6.37	--
4/5/06	1.00 U	0.24 U	0.30 U	2.73	0.36 U	--	6.33	--
9/26/06	0.45 U	0.24 U	0.30 U	1.75	0.36 U	--	11.66	--
4/18/07	1.00 U	0.24 U	0.30 U	1.16	0.36 U	--	18.40	--
10/3/07	--	--	--	--	--	--	--	--
3/25/08	0.50 U	0.08 U	--	0.65	0.07 U	--	6.29	--
3/10/09	0.50 U	0.13 U	--	0.50 U	0.10 U	--	2.78	--
9/21/09	1.00 U	1.00 U	1.00 U	0.91 J	1.00 U	--	3.92	--
7/28/10	1.00 U	1.00 U	5.00 U	2.00	1.00 U	1.00 U	3.00	--
9/21/10	2.00 U	2.00 U	2.00 U	1.23 J	2.00 U	2.00 U	10.20	--
4/21/11	1.00 U	1.00 U	5.00 U	1.10	1.00 U	1.00 U	1.00 U	1.00 U
9/6/11	1.00 U	1.00 U	5.00 U	1.00 U	1.00 U	1.00 U	1.00 U	1.00 U

Gude Landfill

Printed 12/10/21

Monitoring Location OB015 - Volatile Organic Compounds

	trans-1,2-Dichloroethene (ug/L)	trans-1,3-Dichloropropene (ug/L)	trans-1,4-Dichloro-2-butene (ug/L)	Trichloroethene (ug/L)	Trichlorofluoromethane (ug/L)	Vinyl Acetate (ug/L)	Vinyl Chloride (ug/L)	Xylene (ug/L)
3/7/12	1.00 U	1.00 U	5.00 U	2.20	1.00 U	1.00 U	1.90	1.00 U
9/12/12	1.00 U	1.00 U	5.00 U	1.00 U	1.00 U	5.00 U	1.00 U	--
3/26/13	1.00 U	1.00 U	5.00 U	1.18	1.00 U	5.00 U	1.00 U	--
9/16/13	1.00 U	1.00 U	5.00 U	2.11	1.00 U	5.00 U	1.87	--
3/11/14	1.00 U	1.00 U	5.00 U	1.00 U	1.00 U	5.00 U	1.00 U	--
9/3/14	1.00 U	1.00 U	5.00 U	1.00 U	1.00 U	5.00 U	1.00 U	--
3/23/15	1.00 U	1.00 U	5.00 U	1.00 U	1.00 U	5.00 U	1.00 U	--
9/2/15	1.00 U	1.00 U	5.00 U	1.00 U	1.00 U	5.00 U	1.00 U	--
3/23/16	1.00 U	1.00 U	5.00 U	1.00 U	1.00 U	5.00 U	1.00 U	--
8/30/16	1.00 U	1.00 U	5.00 U	1.00 U	1.00 U	5.00 U	1.00 U	--
3/8/17	1.00 U	1.00 U	5.00 U	1.70	1.00 U	5.00 U	1.00 U	--
9/18/17	1.00 U	1.00 U	5.00 U	1.73	1.00 U	5.00 U	1.17	--
4/3/18	1.00 U	1.00 U	5.00 U	1.00 U	1.00 U	5.00 U	1.00 U	--
9/11/18	1.00 U	1.00 U	5.00 U	1.00 U	1.00 U	5.00 U	1.00 U	--
4/10/19	1.00 U	1.00 U	1.00 U	1.00 U	1.00 U	1.00 U	1.20	--
8/6/19	1.00 U	1.00 U	1.00 U	1.00 U	1.00 U	1.00 U	1.00 U	--
3/11/20	1.00 U	1.00 U	1.00 U	1.00 U	1.00 U	1.00 U	1.00 U	--
8/3/20	1.00 U	1.00 U	1.00 U	1.00 U	1.00 U	1.00 U	1.00 U	--
3/29/21	1.00 U	1.00 U	1.00 U	1.00 U	1.00 U	1.00 U	1.00 U	--
9/3/21	1.00 U	1.00 U	1.00 U	1.00 U	1.00 U	1.00 U	1.00 U	--

Gude Landfill
Monitoring Location OB025 - General Parameters

Printed 12/10/21

	Alkalinity (mg/L)	Ammonia Nitrogen (mg/L)	Chemical Oxygen Demand (mg/L)	Chloride (mg/L)	Cyanide, Total (mg/L)	Dissolved Oxygen, Field (mg/L)	Hardness (mg/L)	Nitrate (mg/L)	Nitrate+Nitrite (mg/L)	Nitrite (mg/L)	ORP, Field (mV)	pH, Field (SU)	pH, Lab (SU)
MCL/ GWPS					0.2			10		1			
5/1/01	--	--	--	112.3660	0.002	--	--	--	--	--	--	--	--
9/4/01	--	--	--	108.9420	0.004	--	--	--	--	--	--	--	--
3/13/02	--	--	--	21.4801	0.002	--	--	--	--	--	--	--	--
9/17/02	--	--	--	190.5350	0.003	--	--	--	--	--	--	--	--
6/3/03	--	--	--	93.1125	0.005 U	--	--	--	--	--	--	--	--
10/9/03	--	--	--	--	0.005 U	--	--	--	--	--	--	--	--
3/30/04	--	--	--	--	0.005 U	--	--	--	--	--	--	--	--
9/21/04	--	--	--	--	0.005 U	--	--	--	--	--	--	--	--
4/6/05	--	--	--	--	0.005 U	--	--	--	--	--	--	--	--
9/21/05	--	--	--	--	0.002 U	--	--	--	--	--	--	--	--
4/4/06	--	--	--	--	0.005 U	--	--	--	--	--	--	--	--
9/25/06	--	--	--	--	0.002	--	--	--	--	--	--	--	--
4/17/07	--	--	--	--	0.005 U	--	--	--	--	--	--	--	--
10/3/07	--	--	--	--	0.005 U	--	--	--	--	--	--	--	--
3/26/08	--	--	--	--	--	--	--	--	--	--	--	--	--
9/24/08	--	--	--	--	--	--	--	--	--	--	--	--	--
9/22/09	423.0	1.57	1080.0	156.0000	--	--	740.0	0.6782	--	--	--	--	--
7/26/10	--	--	--	--	0.050 U	--	--	--	--	--	--	--	--
9/15/10	472.0	3.69	90.0	173.0000	--	--	750.0	0.2000 U	0.20 U	0.05 U	--	--	--

Shaded concentrations represent MCL/GWPS exceedances

Printed on Recycled Paper

Gude Landfill
Monitoring Location OB025 - General Parameters

Printed 12/10/21

	Alkalinity (mg/L)	Ammonia Nitrogen (mg/L)	Chemical Oxygen Demand (mg/L)	Chloride (mg/L)	Cyanide, Total (mg/L)	Dissolved Oxygen, Field (mg/L)	Hardness (mg/L)	Nitrate (mg/L)	Nitrate+Nitrite (mg/L)	Nitrite (mg/L)	ORP, Field (mV)	pH, Field (SU)	pH, Lab (SU)
4/20/11	282.0	0.63	107.0	62.3000	--	--	450.0	1.3300	1.38	0.05 U	--	--	--
9/6/11	267.0	1.91	19.6	86.6000	--	--	292.0	0.2000 U	0.22	0.05 U	--	--	--
3/12/12	249.0	0.73	18.6	73.5000	--	--	356.0	0.2000 U	0.20 U	0.05 U	--	--	--
9/13/12	374.0	2.31	23.5	158.0000	--	--	500.0	0.2000 U	0.20 U	0.05 U	--	--	--
3/26/13	268.0	0.20 U	21.6	59.5000	--	7.91	316.0	0.6060	0.66	0.05 U	381.0	7.16	--
9/12/13	387.0	2.94	17.2	175.0000	--	2.74	490.0	0.2000 U	0.20 U	0.05 U	364.0	6.12	--
3/11/14	194.0	0.20 U	10.0 U	34.8000	--	7.66	238.0	2.1300	--	--	305.0	6.86	--
9/10/14	287.0	0.95	28.6	80.2000	--	4.53	354.0	0.7560	0.81	0.05 U	309.0	6.89	--
3/19/15	316.0	0.20 U	20.0	147.0000	--	7.33	440.0	2.2200	2.27	0.05 U	354.0	6.83	--
9/1/15	323.0	0.54	17.8	168.0000	--	--	460.0	1.9300	1.94	0.05 U	274.0	6.23	--
3/21/16	307.0	1.81	19.1	195.0000	--	4.42	428.0	0.7310	0.78	0.05 U	218.0	6.42	--
8/30/16	330.0	2.82	24.1	191.0000	--	--	292.0	0.2000 U	0.20 U	0.05 U	219.0	6.09	--
3/8/17	335.0	1.15	16.9	211.0000	--	--	584.0	1.7100	1.72	0.05 U	355.0	6.51	--
9/14/17	296.0	2.25	16.8	219.0000	--	0.96	520.0	0.8070	0.86	0.05 U	244.0	6.39	--
3/29/18	280.0	0.61	27.1	250.0000	--	--	524.0	2.3100	2.32	0.05 U	207.0	6.32	--
9/5/18	300.0	2.67	26.3	251.0000	--	--	455.0	0.2000 U	0.20	0.05 U	88.0	5.86	--
4/10/19	315.0	0.33	25.0	191.0000	--	1.63	388.0 B	0.2000 U	--	--	138.7	6.36	6.26
7/29/19	330.0	1.96	22.2	170.0000	--	0.23	354.0 B	1.9000	--	--	200.0	5.99	5.32
3/5/20	310.0	0.37	25.6	190.0000	--	2.15	377.0	3.2700	--	--	180.0	6.32	6.41
7/30/20	329.0	3.65	34.7	158.0000	--	0.68	366.0	0.2000 U	--	--	112.4	5.59	6.20
3/31/21	330.0	0.37	17.0	150.0000	--	0.07	315.0	3.8500	--	--	82.3	6.30	6.38
9/3/21	390.0	4.70	29.1	130.0000	--	0.76	354.0	0.1440	--	--	40.9	6.16	6.12

Gude Landfill
Monitoring Location OB025 - General Parameters

Printed 12/10/21

	Phosphate (mg/L)	Specific Conductivity, Field (uS/cm)	Specific Conductivity, Lab (umhos/cm)	Sulfate, total (mg/L)	Sulfide (mg/L)	Temperature, field (°C)	Total Dissolved Solids (mg/L)	Total Phenolics (mg/L)	Total Suspended Solids (mg/L)	Turbidity (NTU)	Turbidity, Field (NTU)
MCL/ GWPS											
5/1/01	--	--	--	--	--	--	--	--	--	56.000	--
9/4/01	--	--	--	--	--	--	--	--	--	37.000	--
3/13/02	--	--	--	--	--	--	--	--	--	966.000	--
9/17/02	--	--	--	--	--	--	--	--	--	225.000	--
6/3/03	0.028	--	--	--	--	--	--	0	--	94.000	--
10/9/03	0.013	--	--	--	--	--	--	0 U	--	--	--
3/30/04	0.041	--	--	--	--	--	--	0 U	--	--	--
9/21/04	0.023	--	--	--	--	--	--	0 U	--	--	--
4/6/05	0.003 U	--	--	--	--	--	--	0 U	--	--	--
9/21/05	0.055	--	--	--	--	--	--	0	--	--	--
4/4/06	0.013	--	--	--	--	--	--	0	--	--	--
9/25/06	0.011	--	--	--	--	--	--	0	--	--	--
4/17/07	0.010 U	--	--	--	--	--	--	0 U	--	--	--
10/3/07	--	--	--	--	--	--	--	0 U	--	--	--
3/26/08	--	--	--	--	--	--	--	0 U	--	--	--
9/24/08	--	--	--	--	--	--	--	0 U	--	--	--
9/22/09	--	--	--	71.80	--	--	888.0	--	--	10100.000	--
7/26/10	--	--	--	--	3.0 U	--	--	--	--	--	--
9/15/10	--	--	--	67.00	--	--	916.0	--	--	357.000	--

Gude Landfill
Monitoring Location OB025 - General Parameters

Printed 12/10/21

	Phosphate (mg/L)	Specific Conductivity, Field (uS/cm)	Specific Conductivity, Lab (umhos/cm)	Sulfate, total (mg/L)	Sulfide (mg/L)	Temperature, field (°C)	Total Dissolved Solids (mg/L)	Total Phenolics (mg/L)	Total Suspended Solids (mg/L)	Turbidity (NTU)	Turbidity, Field (NTU)
4/20/11	--	--	--	32.10 J	--	--	532.0	--	--	15050.000	--
9/6/11	--	--	--	39.70	--	--	252.0	--	--	--	--
3/12/12	--	--	--	44.10	--	--	568.0	--	--	--	--
9/13/12	--	--	--	61.80	--	--	756.0	--	--	--	--
3/26/13	--	394.5	--	39.60	--	10.2	454.0	--	--	--	51.00
9/12/13	--	807.1	--	65.00	--	17.7	838.0	--	--	--	153.00
3/11/14	--	491.2	--	32.60	--	9.0	324.0	--	--	--	65.00
9/10/14	--	544.0	--	37.20	--	17.1	516.0	--	--	--	37.60
3/19/15	--	959.8	--	47.50	--	13.7	666.0	--	--	--	14.40
9/1/15	--	356.3	--	47.20	--	28.3	593.0	--	--	--	14.00
3/21/16	--	1075.0	--	51.40	--	11.4	694.0	--	--	--	45.70
8/30/16	--	1178.0	--	45.40	--	26.7	681.0	--	--	--	22.70
3/8/17	--	1143.0	--	44.30	--	18.8	701.0	--	--	--	48.10
9/14/17	--	1215.0	--	45.90	--	19.0	780.0	--	--	--	21.50
3/29/18	--	1215.0	--	48.90	--	25.8	736.0	--	--	--	22.90
9/5/18	--	1358.0	--	41.30	--	23.6	751.0	--	--	--	35.00
4/10/19	--	1449.0	1210.0	45.80	--	15.9	751.0	--	19.3	12.800	15.90
7/29/19	--	1143.0	1180.0	45.20	--	19.5	732.0	--	6.3	1.500	0.00
3/5/20	--	1062.0	1190.0	37.60	--	14.0	698.0	--	57.0	72.500	33.20
7/30/20	--	1081.0	1210.0	32.50	--	18.4	682.0	--	17.8	9.270	12.10
3/31/21	--	985.0	1150.0	32.30	--	13.9	1300.0	--	83.3	57.500	158.00
9/3/21	--	1037.0	1130.0	29.10	--	17.6	621.0	--	275.0	97.000	215.00

Gude Landfill
Monitoring Location OB025 - Dissolved Metals

Printed 12/10/21

	Antimony, dissolved (mg/L)	Arsenic, dissolved (mg/L)	Barium, dissolved (mg/L)	Beryllium, dissolved (mg/L)	Cadmium, dissolved (mg/L)	Calcium, dissolved (mg/L)	Chromium, dissolved (mg/L)	Cobalt, dissolved (mg/L)	Copper, dissolved (mg/L)	Iron, dissolved (mg/L)	Lead, dissolved (mg/L)	Magnesium, dissolved (mg/L)	Manganese, dissolved (mg/L)	Mercury, dissolved (mg/L)
MCL/ GWPS	0.006	0.01	2	0.004	0.005		0.1				0.015			0.002
4/20/11	0.005 U	0.005 U	0.097	0.005 U	0.005 U	65.7	0.01 U	0.01	0.005 U	0.6	0.005 U	42.2	7.200	0.0002 U
9/6/11	--	--	--	--	--	--	--	--	--	--	--	--	--	--
3/12/12	0.005 U	0.005 U	0.080	0.005 U	0.005 U	74.2	0.01 U	0.02	0.005 U	1.1	0.005 U	48.3	4.910	0.0002 U
9/13/12	0.005 U	0.005 U	0.153	0.005 U	0.005 U	89.2	0.01 U	0.03	0.005 U	9.9	0.005 U	61.3	19.100	0.0002 U
3/26/13	0.005 U	0.005 U	0.068	0.005 U	0.005 U	59.9	0.01 U	0.01 U	0.014	0.3	0.005 U	43.2	0.488	0.0002 U
9/12/13	0.005 U	0.005 U	0.110	0.005 U	0.005 U	73.3	0.01 U	0.02	0.005 U	2.2	0.005 U	51.1	10.100	0.0002 U
3/11/14	0.005 U	0.005 U	0.049	0.005 U	0.005 U	40.7	0.01 U	0.01 U	0.005 U	0.2	0.005 U	28.1	0.141	0.0002 U
9/10/14	0.005 U	0.005 U	0.117	0.005 U	0.005 U	68.9	0.01 U	0.02	0.005	0.4	0.005 U	48.0	8.660	0.0002 U
3/19/15	0.002 U	0.002 U	0.069	0.002 U	0.004 U	79.0	0.01 U	0.01 J	0.003 J	0.0 U	0.002 U	57.0	14.000	0.0002 U
9/1/15	0.001 U	0.001 J	0.065	0.001 U	0.001 U	75.0	0.01 U	0.01	0.005 U	0.0 U	0.001 U	54.0	16.000	0.0002 U
3/21/16	0.002 U	0.002 U	0.109	0.002 U	0.002 U	72.5	0.00	0.02	0.002 U	4.1	0.002 U	52.1	4.050	0.0002 U
8/30/16	0.002 U	0.002 U	0.149	0.002 U	0.002 U	72.2	0.00 U	0.03	0.003	2.6	0.002 U	54.1	21.500	0.0002 U
3/8/17	0.002 U	0.002 U	0.113	0.002 U	0.002 U	75.8	0.00 U	0.03	0.016	1.1	0.002 U	54.8	21.100	0.0002 U
9/14/17	0.002 U	0.002 U	0.156	0.002 U	0.002 U	79.8	0.01	0.03	0.002 U	12.6	0.002 U	56.5	22.600	0.0002 U
3/29/18	0.002 U	0.002 U	0.107	0.002 U	0.002 U	87.0	0.01	0.03	0.002 U	0.2 U	0.002 U	59.9	24.700	0.0002 U
9/5/18	0.002 U	0.002 U	0.133	0.002 U	0.002 U	89.3	0.01	0.04	0.002 U	2.6	0.002 U	61.6	24.100	0.0002 U

Gude Landfill

Monitoring Location OB025 - Dissolved Metals

	Nickel, dissolved (mg/L)	Potassium, dissolved (mg/L)	Selenium, dissolved (mg/L)	Silver, dissolved (mg/L)	Sodium, dissolved (mg/L)	Thallium, dissolved (mg/L)	Vanadium, dissolved (mg/L)	Zinc, dissolved (mg/L)
MCL/ GWPS			0.05			0.002		
4/20/11	0.01	10.2	0.005 U	0.01 U	38.7	0.005 U	0.01 U	0.009
9/6/11	0.01	--	--	--	--	--	--	--
3/12/12	0.05	9.6	0.005 U	0.01 U	42.1	0.005 U	0.01 U	0.008
9/13/12	0.06	17.8	0.005 U	0.01 U	78.0	0.005 U	0.01 U	0.009
3/26/13	0.01	9.6	0.005 U	0.01 U	41.4	0.005 U	0.01 U	0.007
9/12/13	0.03	13.4	0.005 U	0.01 U	56.2	0.005 U	0.01 U	0.007
3/11/14	0.01 U	7.0	0.005 U	0.01 U	21.7	0.005 U	0.01 U	0.009
9/10/14	0.01	11.7	0.005 U	0.01 U	51.5	0.005 U	0.01 U	0.010
3/19/15	0.02	14.0	0.035 U	0.01 U	68.0	0.001 J	0.01 U	0.005 J
9/1/15	0.01	14.0	0.005 U	0.00 U	68.0	0.001 U	0.01 U	0.011
3/21/16	0.01	13.0	0.003	0.00 U	66.4	0.001 U	0.00 U	0.005
8/30/16	0.02	14.2	0.003	0.00 U	71.6	0.001 U	0.00 U	0.009
3/8/17	0.02	14.2	0.005	0.00 U	76.6	0.001 U	0.00 U	0.010
9/14/17	0.02	14.2	0.003	0.00 U	79.5	0.001 U	0.00 U	0.006
3/29/18	0.02	14.6	0.007	0.00 U	80.9	0.001 U	0.00 U	0.009
9/5/18	0.02	13.5	0.005	0.00 U	77.9	0.001 U	0.00	0.012

Gude Landfill
Monitoring Location OB025 - Total Metals

Printed 12/10/21

	Antimony, total (mg/L)	Arsenic, total (mg/L)	Barium, total (mg/L)	Beryllium, total (mg/L)	Boron, total (mg/L)	Cadmium, total (mg/L)	Calcium, total (mg/L)	Chromium, total (mg/L)	Cobalt, total (mg/L)	Copper, total (mg/L)	Iron, total (mg/L)	Lead, total (mg/L)
MCL/ GWPS	0.006	0.01	2	0.004		0.005		0.1				0.015
5/1/01	0.0007 U	0.0005 U	0.0597	0.0005 U	--	0.0020 U	--	0.0046	0.0102	0.0100 U	--	0.00310
9/4/01	0.0020 U	0.0020 U	0.0851	0.0017 U	--	0.0006 U	--	0.0012 U	0.0138	0.0105	--	0.00200 U
3/13/02	0.0005 U	0.0041	0.1423	0.0017 U	--	0.0020 U	--	0.0182	0.0102	0.0382	--	0.04010
9/17/02	0.0007 U	0.0065	0.1118	0.0004 U	--	0.0020 U	--	0.0060	0.0289	0.0214	--	0.00430
6/3/03	0.0256	0.0200 U	0.1133	0.0200 U	--	0.0200 U	--	0.0200 U	0.0311	0.0439	--	0.02000 U
10/9/03	0.0009 U	0.0008 U	0.0846	0.0016 U	--	0.0020 U	--	0.0020 U	0.0109	0.0100 U	--	0.00200 U
3/30/04	0.0009 U	0.0034	0.1361	0.0016 U	--	0.0020 U	--	0.0228	0.0410	0.0339	--	0.00860
9/21/04	0.0028 U	0.0006 U	0.0800	0.0012 U	--	0.0020 U	--	0.0035	0.0104	0.0153	--	0.00200 U
4/6/05	0.0028 U	0.0006 U	0.0817	0.0012 U	--	0.0020 U	--	0.0007 U	0.0166	0.0137	--	0.00060 U
9/21/05	0.0028 U	0.0040	0.2081	0.0020 U	--	0.0024	--	0.0652	0.0865	0.0774	--	0.02600
4/4/06	0.0006 U	0.0006 U	0.0658	0.0007 U	--	0.0020 U	--	0.0020 U	0.0119	0.0085	--	0.00210
9/25/06	0.0007 U	0.0008 U	0.0794	0.0009 U	--	0.0020 U	--	0.0020 U	0.0157	0.0075	--	0.00200 U
4/17/07	0.0007 U	0.0020 U	0.0832	0.0009 U	0.200 U	--	--	0.0007 U	0.0187	0.0065	--	0.00070 U
10/3/07	0.0007 U	0.0020 U	0.1065	0.0009 U	0.182	--	--	0.0046	0.0229	0.0083	--	0.00200 U
3/26/08	0.0005 U	0.0024	0.1388	0.0010 U	0.167	--	--	0.0089	0.0329	0.0146	--	0.00260
9/24/08	0.0010 U	0.0040 U	0.1179	0.0020 U	0.400 U	--	--	0.0016 U	0.0270	0.0065	--	0.00200 U
3/9/09	0.0010 U	0.0100 U	0.1126	0.0012 U	0.209	--	--	0.0007 U	0.0241	0.0100 U	--	0.00070 U
9/22/09	0.0020 U	0.0037	1.3100	0.0137	--	0.0174	111.00	0.1050	0.4180	0.3640	239.0000	0.14800
7/26/10	0.0010 U	0.0009 U	0.1500	0.0010 U	--	0.0006 U	--	0.0035	0.0410	0.0085	--	0.00130
9/15/10	0.0050 U	0.0050 U	0.1920	0.0050 U	--	0.0050 U	90.20	0.0193	0.0532	0.0302	29.9000	0.00500 U
4/20/11	0.0050 U	0.0050 U	0.1950	0.0050 U	--	0.0050 U	92.70	0.0050 U	0.0244	0.0062	1.3200	0.00500 U
9/6/11	0.0050 U	0.0050 U	0.1630	0.0050 U	--	0.0050 U	65.10	0.0050 U	0.0285	0.0168	5.7300	0.01370
3/12/12	0.0050 U	0.0050 U	0.1460	0.0050 U	--	0.0050 U	73.30	0.0297	0.0393	0.0374	31.7000	0.00771

Shaded concentrations represent MCL/GWPS exceedances

Printed on Recycled Paper

Gude Landfill
Monitoring Location OB025 - Total Metals

Printed 12/10/21

	Antimony, total (mg/L)	Arsenic, total (mg/L)	Barium, total (mg/L)	Beryllium, total (mg/L)	Boron, total (mg/L)	Cadmium, total (mg/L)	Calcium, total (mg/L)	Chromium, total (mg/L)	Cobalt, total (mg/L)	Copper, total (mg/L)	Iron, total (mg/L)	Lead, total (mg/L)
9/13/12	0.0050 U	0.0050 U	0.6310	0.0062	--	0.0050 U	89.50	0.0174	0.1220	0.1430	25.9000	0.02690
3/26/13	0.0050 U	0.0050 U	0.0769	0.0050 U	--	0.0050 U	56.20	0.0081	0.0067	0.0194	4.6800	0.00500 U
9/12/13	0.0050 U	0.0050 U	0.1750	0.0050 U	--	0.0050 U	91.20	0.0117	0.0373	0.0153	17.0000	0.00500 U
3/11/14	0.0050 U	0.0050 U	0.0539	0.0050 U	--	0.0050 U	39.60	0.0060	0.0050 U	0.0080	3.1000	0.00500 U
9/10/14	0.0212	0.0263	0.6240	0.1160	--	0.1150	61.90	0.3050	0.3360	0.3370	163.0000	0.12200
3/19/15	0.0020 U	0.0020 U	0.0710	0.0020 U	--	0.0040 U	81.00	0.0082 J	0.0090 J	0.0042 J	0.7900	0.00200 U
9/1/15	0.0010 U	0.0010 U	0.0700	0.0010 U	--	0.0005 U	83.00	0.0050 U	0.0090	0.0050 U	0.5000	0.00100 U
3/21/16	0.0050 U	0.0050 U	0.2200	0.0050 U	--	0.0050 U	86.10	0.0071	0.0501	0.0122	7.6400	0.00500 U
8/30/16	0.0020 U	0.0020 U	0.1440	0.0020 U	--	0.0020 U	71.70	0.0020 U	0.0339	0.0037	3.9400	0.00200 U
3/8/17	0.0050 U	0.0050 U	0.1230	0.0050 U	--	0.0050 U	81.20	0.0050 U	0.0339	0.0242	2.8800	0.00500 U
9/14/17	0.0050 U	0.0050 U	0.1150	0.0050 U	--	0.0050 U	83.30	0.0050 U	0.0260	0.0053	3.7400	0.00500 U
3/29/18	0.0050 U	0.0050 U	0.1210	0.0050 U	--	0.0050 U	86.10	0.0050 U	0.0302	0.0070	2.3800	0.00500 U
9/5/18	0.0050 U	0.0050 U	0.1390	0.0050 U	--	0.0050 U	82.90	0.0050 U	0.0377	0.0090	3.6000	0.00500 U
4/10/19	0.0010 U	0.0010 U	0.0912	0.0010 U	--	0.0010 U	62.10 B	0.0029	0.0310	0.0010 U	1.3000	0.00100 U
7/29/19	0.0010 U	0.0010 U	0.1000	0.0010 U	--	0.0010 U	57.60 B	0.0023	0.0300	0.0336	0.3230	0.00100 U
3/5/20	0.0010 U	0.0020	0.1150	0.0010 U	--	0.0010 U	60.50	0.0354	0.0351	0.0053	10.8000	0.00120
7/30/20	0.0010 U	0.0010 U	0.1380	0.0010 U	--	0.0010 U	59.10	0.0021	0.0365	0.0018	2.2100	0.00100 U
3/31/21	0.0010 U	0.0010 U	0.1000	0.0010 U	--	0.0010 U	51.50	0.0030	0.0268	0.0022	5.0700	0.00100 U
9/3/21	0.0010 U	0.0017	0.1430	0.0010 U	--	0.0010 U	58.10	0.0090	0.0361	0.0066	13.7000	0.00148

Gude Landfill
Monitoring Location OB025 - Total Metals

Printed 12/10/21

	Magnesium, total (mg/L)	Manganese, total (mg/L)	Mercury, total (mg/L)	Nickel, total (mg/L)	Potassium, total (mg/L)	Selenium, total (mg/L)	Silver, total (mg/L)	Sodium, total (mg/L)	Thallium, total (mg/L)	Tin, total (mg/L)	Vanadium, total (mg/L)
MCL/ GWPS			0.002			0.05			0.002		
5/1/01	--	12.98000	0.000100 U	0.0051	--	0.00180 U	0.0052 U	--	0.0009 U	0.2000 U	0.00060 U
9/4/01	--	16.20000	0.000100 U	0.0100 U	--	0.00200 U	0.0044 U	--	0.0009 U	0.2000 U	0.00070 U
3/13/02	--	0.39740	0.000200 U	0.0215	--	0.00090 U	0.0044 U	--	0.0009 U	0.2000 U	0.02380
9/17/02	--	20.94000	0.000100 U	0.0281	--	0.00600	0.0096 U	--	0.0010 U	0.0025	0.01270
6/3/03	--	11.46000	0.000200 U	0.0366	--	0.01200 U	0.0960 U	--	0.0100 U	0.0020 U	0.02000 U
10/9/03	--	7.73100	0.000200 U	0.0074	--	0.00200 U	0.0022 U	--	0.0004 U	0.0003 U	0.00200 U
3/30/04	--	1.95480	0.000200 U	0.0446	--	0.00250	0.0022 U	--	0.0010 U	0.0022	0.01710
9/21/04	--	5.52300	0.000100 U	0.0138	--	0.00200 U	0.0018 U	--	0.0006 U	0.0003 U	0.00220
4/6/05	--	11.56200	0.000100 U	0.0109	--	0.00200 U	0.0018 U	--	0.0006 U	0.0050 U	0.00040 U
9/21/05	--	15.00500	0.000200	0.0872	--	0.00530	0.0018 U	--	0.0006 U	0.0100 U	0.06290
4/4/06	--	10.26400	0.000100 U	0.0090	--	0.00150 U	0.0004 U	--	0.0004 U	0.0050 U	0.00040 U
9/25/06	--	9.24900	0.000200 U	0.0097	--	0.00080 U	0.0005 U	--	0.0007 U	0.0050 U	0.00070 U
4/17/07	--	--	0.000200 U	0.0113	--	0.00200 U	0.0005 U	--	0.0007 U	0.0500 U	0.00070 U
10/3/07	--	--	0.000200 U	0.0161	--	0.00230	0.0005 U	--	0.0007 U	0.0020 U	0.00200 U
3/26/08	--	--	0.000200 U	0.0215	--	0.00200 U	0.0001 U	--	0.0001 U	0.0500 U	0.00870
9/24/08	--	--	0.000200 U	0.0128	--	0.00180 U	0.0016 U	--	0.0012 U	0.0011 U	0.00120 U
3/9/09	--	--	0.000200 U	0.0127	--	0.01000 U	0.0043 U	--	0.0008 U	0.0011 U	0.00080 U
9/22/09	82.800	55.80000	0.000300	0.2260	17.600	0.03640	0.0020 U	84.00	0.0020 U	--	0.15600
7/26/10	--	--	0.000100 J	0.0220	--	0.00100 U	0.0010 U	--	0.0010 U	0.0050 U	0.00500 U
9/15/10	71.600	24.20000	0.000200 U	0.0506	16.600	0.00590	0.0050 U	88.90	0.0050 U	--	0.01410
4/20/11	70.200	6.86000	0.001420	0.0183	7.240	0.00500 U	0.0050 U	100.00 J	0.0050 U	--	0.00500 U
9/6/11	44.200	10.52000	0.000200 U	--	14.300	0.00500 U	0.0050 U	54.30	0.0050 U	--	0.00768
3/12/12	57.700	7.21000	0.001290	0.0098	10.700	0.00523	0.0050 U	43.90	0.0050 U	--	0.02360

Gude Landfill
Monitoring Location OB025 - Total Metals

Printed 12/10/21

	Magnesium, total (mg/L)	Manganese, total (mg/L)	Mercury, total (mg/L)	Nickel, total (mg/L)	Potassium, total (mg/L)	Selenium, total (mg/L)	Silver, total (mg/L)	Sodium, total (mg/L)	Thallium, total (mg/L)	Tin, total (mg/L)	Vanadium, total (mg/L)
9/13/12	62.400	20.70000	0.000520	0.0145	16.800	0.00877	0.0050 U	69.00	0.0050 U	--	0.04520
3/26/13	41.500	0.81800	0.000200 U	0.0077	9.220	0.00500 U	0.0050 U	39.00	0.0050 U	--	0.00766
9/12/13	69.000	18.20000	0.000218	0.0110	16.400	0.00500 U	0.0050 U	83.50	0.0050 U	--	0.00998
3/11/14	27.000	0.21000	0.000200 U	0.0089	6.490	0.00500 U	0.0050 U	20.40	0.0050 U	--	0.00500 U
9/10/14	90.300	12.80000	0.000234	0.4000	13.200	0.04110	0.0991	38.40	0.0778	--	0.26100
3/19/15	59.000	14.00000	0.000200 U	0.0220	14.000	0.03500 U	0.0100 U	66.00	0.0020 U	--	0.01000 U
9/1/15	58.000	15.00000	0.000200 U	0.0150	14.000	0.00500 U	0.0010 U	70.00	0.0010 U	--	0.00500 U
3/21/16	62.600	20.30000	0.000200 U	0.0334	14.200	0.00544	0.0050 U	77.90	0.0050 U	--	0.00507
8/30/16	52.400	21.70000	0.000200 U	0.0167	13.500	0.00273	0.0020 U	69.80	0.0010 U	--	0.00200 U
3/8/17	58.600	22.40000	0.000200 U	0.0213	15.000	0.00605	0.0050 U	80.00	0.0050 U	--	0.00500 U
9/14/17	61.000	21.40000	0.000200 U	0.0156	14.600	0.00500 U	0.0050 U	80.80	0.0050 U	--	0.00500 U
3/29/18	59.800	25.00000	0.000200 U	0.0197	14.900	0.00500 U	0.0050 U	80.40	0.0050 U	--	0.00500 U
9/5/18	60.300	24.00000	0.000200 U	0.0239	14.400	0.00802	0.0050 U	80.30	0.0050 U	--	0.00500 U
4/10/19	56.500	24.70000	0.000117	0.0184	14.400	0.00100 U	0.0010 U	82.40	0.0010 U	--	0.00100 U
7/29/19	51.100	22.60000	0.000100 U	0.0181	13.500	0.00100 U	0.0010 U	73.70 B	0.0010 U	--	0.00100 U
3/5/20	54.400	22.70000	0.000100 U	0.0364	16.100	0.00112	0.0010 U	83.30	0.0010 U	--	0.00377
7/30/20	53.100	24.10000	0.000100 U	0.0161	15.500	0.00100 U	0.0010 U	82.50	0.0010 U	--	0.00100 U
3/31/21	45.200	19.60000	0.000100 U	0.0203	13.400	0.00100 U	0.0010 U	71.70	0.0010 U	--	0.00100 U
9/3/21	50.700	21.20000	0.000100 U	0.0270	16.200	0.00100 U	0.0010 U	79.80	0.0010 U	--	0.00489

Gude Landfill
Monitoring Location OB025 - Total Metals

Printed 12/10/21

	Zinc, total (mg/L)
MCL/ GWPS	
5/1/01	--
9/4/01	--
3/13/02	--
9/17/02	--
6/3/03	--
10/9/03	--
3/30/04	--
9/21/04	--
4/6/05	--
9/21/05	--
4/4/06	--
9/25/06	--
4/17/07	0.03780
10/3/07	0.04870
3/26/08	0.18680
9/24/08	0.02630
3/9/09	0.02430
9/22/09	3.95000
7/26/10	0.04600
9/15/10	0.10900
4/20/11	0.02160
9/6/11	0.02560
3/12/12	0.11200

Gude Landfill
Monitoring Location OB025 - Total Metals

Printed 12/10/21

Zinc, total (mg/L)

9/13/12	0.13000
3/26/13	0.01960
9/12/13	0.04000
3/11/14	0.01500
9/10/14	0.96200
3/19/15	0.00850 J
9/1/15	0.00960
3/21/16	0.04150
8/30/16	0.01210
3/8/17	0.01680
9/14/17	0.02610
3/29/18	0.03400
9/5/18	0.01980
4/10/19	0.01270
7/29/19	0.01140
3/5/20	0.02580
7/30/20	0.00831
3/31/21	0.01060
9/3/21	0.03580

Gude Landfill

Printed 12/10/21

Monitoring Location OB025 - Volatile Organic Compounds

	1,1,1,2-Tetrachloroethane (ug/L)	1,1,1-Trichloroethane (ug/L)	1,1,2,2-Tetrachloroethane (ug/L)	1,1,2-Trichloroethane (ug/L)	1,1-Dichloroethane (ug/L)	1,1-Dichloroethene (ug/L)	1,1-Dichloropropene (ug/L)	1,2,3-Trichloropropane (ug/L)	1,2-Dibromo-3-chloropropane (ug/L)	1,2-Dibromoethane (ug/L)	1,2-Dichlorobenzene (ug/L)	1,2-Dichloroethane (ug/L)	1,2-Dichloropropane (ug/L)	1,3-Dichloropropane (ug/L)	1,4-Dichlorobenzene (ug/L)
MCL/ GWPS	200			5		7			0.2	0.05	600	5	5		75
5/1/01	0.18 U	0.15 U	0.23 U	0.22 U	0.19 U	0.15 U	0.22 U	1.00 U	1.00 U	0.20 U	10.00 U	0.17 U	0.21 U	0.19 U	10.00 U
9/4/01	0.18 U	0.15 U	0.23 U	0.22 U	0.19 U	0.15 U	0.22 U	0.21 U	0.14 U	0.20 U	10.00 U	0.17 U	0.21 U	0.19 U	10.00 U
3/13/02	0.18 U	0.15 U	0.23 U	0.22 U	0.19 U	0.15 U	0.22 U	0.21 U	0.14 U	0.20 U	10.00 U	0.17 U	0.21 U	0.19 U	10.00 U
9/17/02	0.18 U	0.15 U	0.23 U	0.22 U	0.19 U	0.15 U	0.22 U	0.21 U	0.14 U	0.20 U	10.00 U	0.17 U	0.21 U	0.19 U	10.00 U
6/3/03	0.18 U	0.15 U	0.23 U	0.22 U	0.19 U	0.15 U	0.22 U	0.21 U	0.14 U	0.20 U	10.00 U	0.17 U	0.21 U	0.19 U	10.00 U
10/9/03	0.18 U	0.15 U	0.23 U	0.22 U	0.19 U	0.15 U	0.22 U	0.21 U	0.14 U	0.20 U	0.19 U	0.17 U	0.21 U	0.19 U	0.12 U
3/30/04	0.18 U	0.15 U	0.23 U	0.22 U	0.19 U	0.15 U	0.22 U	0.21 U	1.00 U	0.20 U	10.00 U	0.17 U	0.21 U	0.19 U	10.00 U
9/21/04	0.13 U	0.24 U	0.44 U	0.25 U	0.27 U	0.37 U	0.35 U	0.40 U	0.33 U	0.28 U	0.43 U	0.27 U	0.34 U	0.33 U	0.44 U
4/6/05	0.13 U	0.24 U	0.44 U	0.25 U	0.27 U	0.37 U	0.35 U	0.40 U	1.00 U	0.28 U	10.00 U	0.27 U	0.34 U	0.33 U	10.00 U
9/21/05	0.13 U	0.24 U	0.44 U	0.25 U	0.27 U	0.37 U	0.35 U	0.40 U	0.33 U	0.28 U	10.00 U	0.27 U	0.34 U	0.33 U	10.00 U
4/4/06	0.13 U	0.24 U	0.44 U	0.25 U	0.27 U	0.37 U	0.35 U	0.40 U	0.33 U	0.28 U	10.00 U	0.27 U	0.34 U	0.33 U	10.00 U
9/25/06	0.13 U	0.24 U	0.44 U	0.25 U	0.27 U	0.37 U	0.35 U	0.40 U	0.33 U	0.28 U	10.00 U	0.27 U	0.34 U	0.33 U	10.00 U
4/17/07	0.13 U	0.24 U	0.44 U	0.25 U	1.00 U	0.37 U	0.35 U	0.40 U	0.33 U	0.28 U	10.00 U	0.27 U	0.34 U	0.33 U	10.00 U
10/3/07	0.13 U	0.24 U	0.44 U	0.25 U	1.00 U	0.37 U	0.35 U	0.40 U	0.33 U	0.28 U	0.43 U	0.27 U	0.34 U	0.33 U	1.38
3/26/08	0.18 U	0.18 U	0.21 U	0.23 U	0.50 U	0.18 U	0.26 U	0.14 U	0.24 U	0.16 U	0.25 U	0.18 U	0.17 U	0.20 U	10.00 U
9/24/08	0.12 U	0.17 U	0.14 U	0.17 U	0.70	0.15 U	0.13 U	0.17 U	0.20 U	0.08 U	0.10 U	0.13 U	0.50 U	0.13 U	0.84
3/9/09	0.12 U	0.17 U	0.14 U	0.17 U	0.50 U	0.15 U	0.13 U	0.17 U	0.20 U	0.08 U	--	0.13 U	0.50 U	0.13 U	--
9/22/09	1.00 U	1.00 U	1.00 U	1.00 U	1.13	1.00 U	1.00 U	1.00 U	1.00 U	1.00 U	0.34 J	1.00 U	0.40 J	1.00 U	3.16
7/26/10	1.00 U	1.00 U	1.00 U	1.00 U	2.00	1.00 U	1.00 U	1.00 U	10.00 U	1.00 U	1.00 U	1.00 U	1.00 U	1.00 U	3.00
9/15/10	2.00 U	2.00 U	2.00 U	2.00 U	1.11 J	2.00 U	2.00 U	2.00 U	143.00	2.00 U	2.00 U	2.00 U	2.00 U	2.00 U	3.80

Shaded concentrations represent MCL/GWPS exceedances

Printed on Recycled Paper

Gude Landfill
Monitoring Location OB025 - Volatile Organic Compounds

Printed 12/10/21

	1,1,1,2-Tetrachloroethane (ug/L)	1,1,1-Trichloroethane (ug/L)	1,1,2,2-Tetrachloroethane (ug/L)	1,1,2-Trichloroethane (ug/L)	1,1-Dichloroethane (ug/L)	1,1-Dichloroethene (ug/L)	1,1-Dichloropropene (ug/L)	1,2,3-Trichloropropane (ug/L)	1,2-Dibromo-3-chloropropane (ug/L)	1,2-Dibromoethane (ug/L)	1,2-Dichlorobenzene (ug/L)	1,2-Dichloroethane (ug/L)	1,2-Dichloropropane (ug/L)	1,3-Dichloropropane (ug/L)	1,4-Dichlorobenzene (ug/L)	
4/20/11	1.00 U	1.00 U	1.00 U	1.00 U	1.00 U	1.00 U	--	1.00 U	1.00 U	1.00 U	1.00 U	1.00 U	1.00 U	1.00 U	--	1.00 U
9/6/11	1.00 U	1.00 U	1.00 U	1.00 U	1.00 U	1.00 U	--	1.00 U	1.00 U	1.00 U	1.00 U	1.00 U	1.00 U	1.00 U	--	1.00 U
3/12/12	1.00 U	1.00 U	1.00 U	1.00 U	1.00 U	1.00 U	--	1.00 U	1.00 U	1.00 U	0.37	1.00 U	1.00 U	--	3.70	
9/13/12	1.00 U	1.00 U	1.00 U	1.00 U	1.00 U	1.00 U	1.00 U	1.00 U	1.00 U	1.00 U	1.00 U	1.00 U	1.00 U	1.00 U	1.00 U	3.30
3/26/13	1.00 U	1.00 U	1.00 U	1.00 U	1.00 U	1.00 U	1.00 U	1.00 U	1.00 U	1.00 U	1.00 U	1.00 U	1.00 U	1.00 U	1.00 U	1.00 U
9/12/13	1.00 U	1.00 U	1.00 U	1.00 U	2.16	1.00 U	1.00 U	1.00 U	1.00 U	1.00 U	1.00 U	1.00 U	1.00 U	1.00 U	1.00 U	6.84
3/11/14	1.00 U	1.00 U	1.00 U	1.00 U	1.00 U	1.00 U	1.00 U	1.00 U	1.00 U	1.00 U	--	1.00 U	1.00 U	1.00 U	1.00 U	1.00 U
9/10/14	1.00 U	1.00 U	1.00 U	1.00 U	1.00 U	1.00 U	1.00 U	1.00 U	1.00 U	1.00 U	1.00 U	1.00 U	1.00 U	1.00 U	1.00 U	1.48
3/19/15	1.00 U	1.00 U	1.00 U	1.00 U	1.00 U	1.00 U	1.00 U	1.00 U	1.00 U	1.00 U	1.00 U	1.00 U	1.00 U	1.00 U	1.00 U	1.00 U
9/1/15	1.00 U	1.00 U	1.00 U	1.00 U	1.00 U	1.00 U	1.00 U	1.00 U	1.00 U	1.00 U	1.00 U	1.00 U	1.00 U	1.00 U	1.00 U	1.15
3/21/16	1.00 U	1.00 U	1.00 U	1.00 U	1.42	1.00 U	1.00 U	1.00 U	1.00 U	1.00 U	1.00 U	1.00 U	1.00 U	1.00 U	1.00 U	1.49
8/30/16	1.00 U	1.00 U	1.00 U	1.00 U	1.77	1.00 U	1.00 U	1.00 U	1.00 U	1.00 U	1.00 U	1.00 U	1.00 U	1.00 U	1.00 U	1.37
3/8/17	1.00 U	1.00 U	1.00 U	1.00 U	1.14	1.00 U	1.00 U	1.00 U	1.00 U	1.00 U	1.00 U	1.00 U	1.00 U	1.00 U	1.00 U	1.00 U
9/14/17	1.00 U	1.00 U	1.00 U	1.00 U	2.71	1.00 U	1.00 U	1.00 U	1.00 U	1.00 U	1.00 U	1.00 U	1.00 U	1.00 U	1.00 U	1.82
3/29/18	1.00 U	1.00 U	1.00 U	1.00 U	1.30	1.00 U	1.00 U	1.00 U	1.00 U	1.00 U	1.00 U	1.00 U	1.00 U	1.00 U	1.00 U	1.00 U
9/5/18	1.00 U	1.00 U	1.00 U	1.00 U	2.87	1.00 U	1.00 U	1.00 U	1.00 U	1.00 U	1.00 U	1.00 U	1.00 U	1.07	1.00 U	2.83
4/10/19	1.00 U	1.00 U	1.00 U	1.00 U	1.00 U	1.00 U	1.00 U	1.00 U	1.00 U	1.00 U	1.00 U	1.00 U	1.00 U	1.00 U	1.00 U	1.00 U
7/29/19	1.00 U	1.00 U	1.00 U	1.00 U	1.00 U	1.00 U	1.00 U	1.00 U	1.00 U	1.00 U	1.00 U	1.00 U	1.00 U	1.00 U	1.00 U	3.10
3/5/20	1.00 U	1.00 U	1.00 U	1.00 U	1.00 U	1.00 U	1.00 U	1.00 U	1.00 U	1.00 U	1.00 U	1.00 U	1.00 U	1.00 U	1.00 U	1.00 U
7/30/20	1.00 U	1.00 U	1.00 U	1.00 U	1.20	1.00 U	1.00 U	1.00 U	0.05 U	0.02 U	1.00 U	1.00 U	1.00 U	1.00 U	1.00 U	4.30
3/31/21	1.00 U	1.00 U	1.00 U	1.00 U	1.00 U	1.00 U	1.00 U	1.00 U	0.05 U	0.02 U	1.00 U	1.00 U	1.00 U	1.00 U	1.00 U	1.00 U
9/3/21	1.00 U	1.00 U	1.00 U	1.00 U	1.00 U	1.00 U	1.00 U	1.00 U	0.05 U	0.02 U	1.00 U	1.00 U	1.00 U	1.00 U	1.00 U	4.70

Gude Landfill
Monitoring Location OB025 - Volatile Organic Compounds

Printed 12/10/21

	2,2-Dichloropropane (ug/L)	2-Butanone (ug/L)	2-Hexanone (ug/L)	4-Methyl-2-Pentanone (ug/L)	Acetone (ug/L)	Acrylonitrile (ug/L)	Benzene (ug/L)	Bromochloromethane (ug/L)	Bromodichloromethane (ug/L)	Bromoform (ug/L)	Bromomethane (ug/L)	Carbon Disulfide (ug/L)	Carbon Tetrachloride (ug/L)	Chlorobenzene (ug/L)	Chloroethane (ug/L)
MCL/ GWPS							5		80	80			5	100	
5/1/01	0.11 U	--	0.18 U	--	0.15 U	--	0.21 U	0.20 U	0.18 U	0.14 U	0.15 U	0.38 U	0.15 U	0.28 U	0.20 U
9/4/01	0.11 U	--	0.18 U	--	0.15 U	--	1.00 U	0.20 U	0.18 U	0.14 U	1.00 U	0.38 U	0.15 U	1.00 U	0.20 U
3/13/02	0.11 U	--	0.18 U	--	0.15 U	--	0.21 U	0.20 U	0.18 U	0.14 U	0.15 U	1.00 U	0.15 U	0.28 U	1.00 U
9/17/02	0.11 U	--	0.18 U	--	0.15 U	--	0.21 U	0.20 U	0.18 U	0.14 U	0.15 U	1.00 U	0.15 U	0.28 U	0.20 U
6/3/03	0.11 U	--	0.18 U	--	0.15 U	--	0.21 U	0.20 U	0.18 U	0.14 U	0.15 U	0.38 U	0.15 U	0.28 U	0.20 U
10/9/03	0.11 U	0.08	0.18 U	--	0.15 U	--	0.21 U	0.20 U	0.18 U	0.14 U	0.15 U	1.00 U	0.15 U	0.28 U	0.20 U
3/30/04	0.11 U	4.60	1.00 U	--	1.00 U	--	0.21 U	0.20 U	0.18 U	0.14 U	0.15 U	1.00 U	0.15 U	0.28 U	0.20 U
9/21/04	0.23 U	0.29 U	1.00 U	--	0.39 U	--	0.28 U	0.34 U	0.31 U	0.27 U	0.31 U	0.75 U	0.25 U	0.40 U	0.31 U
4/6/05	0.23 U	1.00 U	1.00 U	--	0.39 U	--	0.28 U	0.34 U	0.31 U	0.27 U	0.31 U	0.75 U	0.25 U	0.40 U	0.31 U
9/21/05	0.23 U	0.29 U	0.19 U	--	0.39 U	--	0.28 U	0.34 U	0.31 U	0.27 U	0.31 U	0.75 U	0.25 U	0.40 U	0.31 U
4/4/06	0.23 U	0.29 U	0.19 U	--	0.39 U	--	0.28 U	0.34 U	0.31 U	0.27 U	0.31 U	0.75 U	0.25 U	0.40 U	0.31 U
9/25/06	1.00 U	0.29 U	0.19 U	--	0.39 U	--	0.28 U	0.34 U	0.31 U	0.27 U	1.00 U	0.75 U	0.25 U	0.40 U	0.31 U
4/17/07	0.23 U	1.00 U	0.19 U	--	0.39 U	--	0.28 U	0.34 U	0.31 U	0.27 U	0.31 U	0.75 U	0.25 U	1.00 U	0.31 U
10/3/07	0.23 U	0.29 U	0.19 U	--	0.39 U	--	1.00 U	0.34 U	0.31 U	0.27 U	0.31 U	0.75 U	0.25 U	1.58	0.31 U
3/26/08	0.50 U	--	--	--	--	--	0.24 U	0.12 U	0.19 U	0.12 U	0.50 U	--	0.13 U	0.17 U	0.10 U
9/24/08	0.50 U	--	--	--	--	--	0.50 U	0.14 U	0.11 U	0.16 U	0.12 U	--	0.14 U	1.07	0.50 U
3/9/09	0.22 U	--	--	--	--	--	0.09 U	0.14 U	0.11 U	0.16 U	0.12 U	--	0.14 U	0.50 U	0.13 U
9/22/09	1.00 U	1.00 U	1.00 U	1.00 U	1.00 U	1.00 U	0.46 J	1.00 U	1.00 U	1.00 U	1.00 U	2.50 U	1.00 U	1.93	0.33 J
7/26/10	1.00 U	10.00 U	5.00 U	5.00 U	5.00 U	10.00 U	1.00	1.00 U	1.00 U	5.00 U	1.00 U	1.00 U	1.00 U	3.00	1.00 U
9/15/10	2.00 U	0.87 J	2.00 U	2.00 U	2.00 U	2.00 U	2.11	2.00 U	2.00 U	2.00 U	2.00 U	5.00 U	2.00 U	4.50	0.69 J

Shaded concentrations represent MCL/GWPS exceedances

Printed on Recycled Paper

Gude Landfill
Monitoring Location OB025 - Volatile Organic Compounds

Printed 12/10/21

	2,2-Dichloropropane (ug/L)	2-Butanone (ug/L)	2-Hexanone (ug/L)	4-Methyl-2-Pentanone (ug/L)	Acetone (ug/L)	Acrylonitrile (ug/L)	Benzene (ug/L)	Bromochloromethane (ug/L)	Bromodichloromethane (ug/L)	Bromoform (ug/L)	Bromomethane (ug/L)	Carbon Disulfide (ug/L)	Carbon Tetrachloride (ug/L)	Chlorobenzene (ug/L)	Chloroethane (ug/L)
4/20/11	--	5.00 U	5.00 U	5.00 U	5.00 U	5.00 U	1.00 U	1.00 U	1.00 U	1.00 U	1.00 U	1.00 U	1.00 U	1.00 U	1.00 U
9/6/11	--	5.00 U	5.00 U	5.00 U	5.00 U	5.00 U	1.00 U	1.00 U	1.00 U	1.00 U	1.00 U	1.00 U	1.00 U	1.00 U	1.00 U
3/12/12	--	5.00 U	5.00 U	5.00 U	5.00 U	5.00 U	1.00 U	1.00 U	1.00 U	1.00 U	1.00 U	1.00 U	1.00 U	3.60	1.00 U
9/13/12	1.00 U	5.00 U	5.00 U	5.00 U	5.00 U	5.00 U	1.00 U	1.00 U	1.00 U	1.00 U	1.00 U	5.00 U	1.00 U	1.00 U	1.00 U
3/26/13	1.00 U	5.00 U	5.00 U	5.00 U	5.00 U	5.00 U	1.00 U	1.00 U	1.00 U	1.00 U	1.00 U	5.00 U	1.00 U	1.00 U	1.00 U
9/12/13	1.00 U	5.00 U	5.00 U	5.00 U	5.00 U	5.00 U	1.43	1.00 U	1.00 U	1.00 U	1.00 U	5.00 U	1.00 U	7.75	1.00 U
3/11/14	1.00 U	5.00 U	5.00 U	5.00 U	5.00 U	5.00 U	1.00 U	--	1.00 U	1.00 U	1.00 U	5.00 U	1.00 U	1.00 U	1.00 U
9/10/14	1.00 U	5.00 U	5.00 U	5.00 U	5.00 U	5.00 U	1.00 U	1.00 U	1.00 U	1.00 U	1.00 U	5.00 U	1.00 U	2.34	1.00 U
3/19/15	1.00 U	5.00 U	5.00 U	5.00 U	5.00 U	5.00 U	1.00 U	1.00 U	1.00 U	1.00 U	1.00 U	5.00 U	1.00 U	1.00 U	1.00 U
9/1/15	1.00 U	5.00 U	5.00 U	5.00 U	5.00 U	5.00 U	1.00 U	1.00 U	1.00 U	1.00 U	1.00 U	5.00 U	1.00 U	2.15	1.00 U
3/21/16	1.00 U	5.00 U	5.00 U	5.00 U	5.00 U	5.00 U	1.00 U	1.00 U	1.00 U	1.00 U	1.00 U	5.00 U	1.00 U	1.56	1.00 U
8/30/16	1.00 U	5.00 U	5.00 U	5.00 U	7.99	5.00 U	1.00 U	1.00 U	1.00 U	1.00 U	1.00 U	5.00 U	1.00 U	1.64	1.00 U
3/8/17	1.00 U	5.00 U	5.00 U	5.00 U	5.00 U	5.00 U	1.00 U	1.00 U	1.00 U	1.00 U	1.00 U	5.00 U	1.00 U	1.00 U	1.00 U
9/14/17	1.00 U	5.00 U	5.00 U	5.00 U	5.00 U	5.00 U	1.00 U	1.00 U	1.00 U	1.00 U	1.00 U	5.00 U	1.00 U	1.60	1.00 U
3/29/18	1.00 U	5.00 U	5.00 U	5.00 U	5.00 U	5.00 U	1.00 U	1.00 U	1.00 U	1.00 U	1.00 U	5.00 U	1.00 U	1.00 U	1.00 U
9/5/18	1.00 U	5.00 U	5.00 U	5.00 U	5.00 U	5.00 U	1.00 U	1.00 U	1.00 U	1.00 U	1.00 U	5.00 U	1.00 U	3.02	1.00 U
4/10/19	1.00 U	5.00 U	5.00 U	5.00 U	14.50	5.00 U	1.00 U	1.00 U	1.00 U	1.00 U	1.00 U	1.00 U	1.00 U	1.00 U	1.00 U
7/29/19	1.00 U	5.00 U	5.00 U	5.00 U	5.80	5.00 U	1.00 U	1.00 U	1.00 U	1.00 U	1.00 U	1.00 U	1.00 U	2.70	1.00 U
3/5/20	1.00 U	5.00 U	5.00 U	5.00 U	5.00 U	5.00 U	1.00 U	1.00 U	1.00 U	1.00 U	1.00 U	1.00 U	1.00 U	1.00 U	1.00 U
7/30/20	1.00 U	5.00 U	5.00 U	5.00 U	5.00 U	5.00 U	1.00 U	1.00 U	1.00 U	1.00 U	1.00 U	1.00 U	1.00 U	3.60	1.00 U
3/31/21	1.00 U	5.00 U	5.00 U	5.00 U	5.00 U	5.00 U	1.00 U	1.00 U	1.00 U	1.00 U	1.00 U	1.00 U	1.00 U	1.00 U	1.00 U
9/3/21	1.00 U	5.00 U	5.00 U	5.00 U	5.00 U	5.00 U	1.00 U	1.00 U	1.00 U	1.00 U	1.00 U	1.00 U	1.00 U	4.80	1.00 U

Gude Landfill
Monitoring Location OB025 - Volatile Organic Compounds

Printed 12/10/21

	Chloroform (ug/L)	Chloromethane (ug/L)	cis-1,2-Dichloroethene (ug/L)	cis-1,3-Dichloropropene (ug/L)	Dibromochloromethane (ug/L)	Ethylbenzene (ug/L)	m&p-Xylene (ug/L)	Methyl Iodide (ug/L)	Methyl Tertiary Butyl Ether (ug/L)	Methylene Bromide (ug/L)	Methylene Chloride (ug/L)	o-Xylene (ug/L)	Styrene (ug/L)	Tetrachloroethene (ug/L)	Toluene (ug/L)
MCL/ GWPS	80		70		80	700	10000				5	10000	100	5	1000
5/1/01	0.23 U	0.21 U	0.22 U	0.19 U	0.17 U	0.26 U	0.28 U	0.17 U	--	0.22 U	0.21 U	0.27 U	0.21 U	0.17 U	0.24 U
9/4/01	0.23 U	1.00 U	0.22 U	0.19 U	0.17 U	0.26 U	0.28 U	0.17 U	--	0.22 U	2.69	0.27 U	0.21 U	1.00 U	0.24 U
3/13/02	0.23 U	0.21 U	0.22 U	0.19 U	0.17 U	0.26 U	0.28 U	0.17 U	--	0.22 U	0.21 U	0.27 U	0.21 U	1.00 U	0.24 U
9/17/02	0.23 U	0.21 U	0.22 U	0.19 U	0.17 U	0.26 U	0.28 U	1.00 U	--	0.22 U	0.21 U	0.27 U	0.21 U	0.17 U	0.24 U
6/3/03	0.23 U	0.21 U	1.00 U	0.19 U	0.17 U	0.26 U	0.28 U	0.17 U	--	0.22 U	0.21 U	0.27 U	0.21 U	1.45	0.24 U
10/9/03	0.23 U	0.21 U	0.22 U	0.19 U	0.17 U	0.26 U	0.28 U	0.17 U	--	0.22 U	0.21 U	0.27 U	0.21 U	0.17 U	0.24 U
3/30/04	0.23 U	0.21 U	0.22 U	0.19 U	0.17 U	0.26 U	0.28 U	0.17 U	--	0.22 U	0.21 U	0.27 U	0.21 U	1.00 U	0.24 U
9/21/04	0.27 U	0.25 U	0.28 U	0.29 U	0.27 U	0.23 U	0.40 U	0.28 U	--	0.25 U	0.34 U	0.18 U	0.25 U	0.36 U	0.32 U
4/6/05	0.27 U	0.25 U	1.00 U	0.29 U	0.27 U	0.23 U	0.40 U	0.28 U	--	0.25 U	0.34 U	0.18 U	0.25 U	1.00 U	0.32 U
9/21/05	0.27 U	0.25 U	1.00 U	0.29 U	0.27 U	0.23 U	0.40 U	0.28 U	--	0.25 U	0.34 U	0.18 U	0.25 U	1.00 U	0.32 U
4/4/06	0.27 U	0.25 U	0.28 U	0.29 U	0.27 U	0.23 U	0.40 U	0.28 U	--	0.25 U	0.34 U	0.18 U	0.25 U	0.36 U	0.32 U
9/25/06	0.27 U	0.25 U	1.00 U	0.29 U	0.27 U	0.23 U	0.40 U	1.00 U	--	0.25 U	0.34 U	0.18 U	0.25 U	0.36 U	0.32 U
4/17/07	0.27 U	0.25 U	2.56	0.29 U	0.27 U	0.23 U	0.40 U	1.00 U	--	0.25 U	0.34 U	0.18 U	0.25 U	1.00 U	0.32 U
10/3/07	0.27 U	1.00 U	6.07	0.29 U	0.27 U	0.23 U	0.40 U	0.28 U	--	0.25 U	0.34 U	0.18 U	0.25 U	1.44	0.32 U
3/26/08	0.21 U	0.15 U	4.38	0.13 U	0.15 U	0.26 U	0.43 U	--	1.73 U	0.15 U	0.12 U	0.22 U	0.20 U	0.20 U	0.28 U
9/24/08	0.12 U	0.50 U	6.23	0.12 U	0.13 U	0.12 U	0.23 U	--	5.00 U	0.20 U	0.17 U	0.11 U	0.11 U	0.16 U	0.12 U
3/9/09	0.12 U	0.20 U	4.12	0.12 U	0.13 U	0.12 U	0.23 U	--	1.25 U	0.20 U	0.17 U	0.11 U	0.11 U	0.16 U	0.12 U
9/22/09	1.00 U	1.00 U	7.50	1.00 U	1.00 U	1.00 U	2.00 U	1.00 U	1.00 U	1.00 U	1.00 U	1.00 U	1.00 U	0.70 J	1.00 U
7/26/10	1.00 U	1.00 U	11.00	1.00 U	1.00 U	1.00 U	2.00 U	20.00 U	--	1.00 U	1.00 U	1.00 U	1.00 U	1.00 U	1.00 U
9/15/10	2.00 U	2.00 U	6.82	2.00 U	2.00 U	2.00 U	4.00 U	2.00 U	2.00 U	2.00 U	2.00 U	2.00 U	2.00 U	0.86 J	2.00 U

Shaded concentrations represent MCL/GWPS exceedances

Printed on Recycled Paper

Gude Landfill
Monitoring Location OB025 - Volatile Organic Compounds

Printed 12/10/21

	Chloroform (ug/L)	Chloromethane (ug/L)	cis-1,2-Dichloroethene (ug/L)	cis-1,3-Dichloropropene (ug/L)	Dibromochloromethane (ug/L)	Ethylbenzene (ug/L)	m&p-Xylene (ug/L)	Methyl Iodide (ug/L)	Methyl Tertiary Butyl Ether (ug/L)	Methylene Bromide (ug/L)	Methylene Chloride (ug/L)	o-Xylene (ug/L)	Styrene (ug/L)	Tetrachloroethene (ug/L)	Toluene (ug/L)
4/20/11	1.00 U	1.00 U	1.00 U	1.00 U	1.00 U	1.00 U	--	1.00 U	2.00 U	1.00 U	1.00 U	--	1.00 U	1.00 U	1.00 U
9/6/11	1.00 U	1.00 U	1.00 U	1.00 U	1.00 U	1.00 U	--	1.00 U	2.00 U	1.00 U	1.00 U	--	1.00 U	1.00 U	1.00 U
3/12/12	1.00 U	1.00 U	4.90	1.00 U	1.00 U	1.00 U	--	1.00 U	1.00 U	1.00 U	1.00 U	--	1.00 U	3.80	1.00 U
9/13/12	1.00 U	1.00 U	9.55	1.00 U	1.00 U	1.00 U	2.00 U	5.00 U	5.00 U	1.00 U	1.00 U	1.00 U	1.00 U	1.00 U	1.00 U
3/26/13	1.00 U	1.00 U	1.00 U	1.00 U	1.00 U	1.00 U	2.00 U	5.00 U	5.00 U	1.00 U	1.00 U	1.00 U	1.00 U	1.40	1.00 U
9/12/13	1.00 U	1.00 U	19.50	1.00 U	1.00 U	1.00 U	2.00 U	5.00 U	5.00 U	1.00 U	1.00 U	1.00 U	1.00 U	3.92	1.00 U
3/11/14	1.00 U	1.00 U	1.00 U	1.00 U	1.00 U	1.00 U	2.00 U	5.00 U	5.00 U	1.00 U	1.00 U	1.00 U	1.00 U	1.00 U	1.00 U
9/10/14	1.00 U	1.00 U	1.02	1.00 U	1.00 U	1.00 U	2.00 U	5.00 U	5.00 U	1.00 U	1.00 U	1.00 U	1.00 U	1.00 U	1.00 U
3/19/15	1.00 U	1.00 U	3.14	1.00 U	1.00 U	1.00 U	2.00 U	5.00 U	5.00 U	1.00 U	1.00 U	1.00 U	1.00 U	1.00 U	1.00 U
9/1/15	1.00 U	1.00 U	7.14	1.00 U	1.00 U	1.00 U	2.00 U	5.00 U	5.00 U	1.00 U	1.00 U	1.00 U	1.00 U	1.00 U	1.00 U
3/21/16	1.00 U	1.00 U	9.22	1.00 U	1.00 U	1.00 U	2.00 U	5.00 U	5.00 U	1.00 U	1.00 U	1.00 U	1.00 U	1.00 U	1.00 U
8/30/16	1.00 U	1.00 U	12.00	1.00 U	1.00 U	1.00 U	2.00 U	5.00 U	5.00 U	1.00 U	1.00 U	1.00 U	1.00 U	1.00 U	1.00 U
3/8/17	1.00 U	1.00 U	7.39	1.00 U	1.00 U	1.00 U	2.00 U	5.00 U	5.00 U	1.00 U	1.00 U	1.00 U	1.00 U	1.00 U	1.00 U
9/14/17	1.00 U	1.00 U	16.90	1.00 U	1.00 U	1.00 U	2.00 U	5.00 U	5.00 U	1.00 U	1.00 U	1.00 U	1.00 U	1.00 U	1.00 U
3/29/18	1.00 U	1.00 U	7.85	1.00 U	1.00 U	1.00 U	2.00 U	5.00 U	5.00 U	1.00 U	1.00 U	1.00 U	1.00 U	1.00 U	1.00 U
9/5/18	1.00 U	1.00 U	17.10	1.00 U	1.00 U	1.00 U	2.00 U	5.00 U	5.00 U	1.00 U	1.00 U	1.00 U	1.00 U	1.00 U	1.00 U
4/10/19	1.00 U	1.00 U	3.60	1.00 U	1.00 U	1.00 U	1.00 U	1.00 U	1.00 U	1.00 U	1.00 U	1.00 U	1.00 U	1.00 U	1.00 U
7/29/19	1.00 U	1.00 U	7.50	1.00 U	1.00 U	1.00 U	1.00 U	1.00 U	1.00 U	1.00 U	1.00 U	1.00 U	1.00 U	1.00 U	1.00 U
3/5/20	1.00 U	1.00 U	4.30	1.00 U	1.00 U	1.00 U	1.00 U	1.00 U	1.00 U	1.00 U	1.00 U	1.00 U	1.00 U	1.00 U	1.00 U
7/30/20	1.00 U	1.00 U	8.20	1.00 U	1.00 U	1.00 U	1.00 U	1.00 U	1.00 U	1.00 U	1.00 U	1.00 U	1.00 U	1.00 U	1.00 U
3/31/21	1.00 U	1.00 U	2.40	1.00 U	1.00 U	1.00 U	1.00 U	1.00 U	1.00 U	1.00 U	1.00 U	1.00 U	1.00 U	1.00 U	1.00 U
9/3/21	1.00 U	1.00 U	3.80	1.00 U	1.00 U	1.00 U	1.00 U	1.00 U	1.00 U	1.00 U	1.00 U	1.00 U	1.00 U	1.00 U	1.00 U

Gude Landfill

Printed 12/10/21

Monitoring Location OB025 - Volatile Organic Compounds

	trans-1,2-Dichloroethene (ug/L)	trans-1,3-Dichloropropene (ug/L)	trans-1,4-Dichloro-2-butene (ug/L)	Trichloroethene (ug/L)	Trichlorofluoromethane (ug/L)	Vinyl Acetate (ug/L)	Vinyl Chloride (ug/L)	Xylene (ug/L)
MCL/ GWPS	100			5			2	10000
5/1/01	0.22 U	0.13 U	1.00 U	0.19 U	0.18 U	--	--	--
9/4/01	0.22 U	0.13 U	0.14 U	0.19 U	0.18 U	--	--	--
3/13/02	0.22 U	0.13 U	0.14 U	1.00 U	0.18 U	--	--	--
9/17/02	0.22 U	0.13 U	0.14 U	0.19 U	0.18 U	--	--	--
6/3/03	0.22 U	0.13 U	0.14 U	1.00 U	0.18 U	--	--	--
10/9/03	0.22 U	0.13 U	1.00 U	0.19 U	0.18 U	--	2.49	--
3/30/04	0.22 U	0.13 U	0.14 U	0.19 U	0.18 U	--	0.12	--
9/21/04	0.45 U	0.24 U	0.30 U	0.31 U	0.36 U	--	3.33	--
4/6/05	0.45 U	0.24 U	0.30 U	0.31 U	0.36 U	--	0.32 U	--
9/21/05	0.45 U	0.24 U	0.30 U	1.00 U	0.36 U	--	1.21	--
4/4/06	0.45 U	0.24 U	0.30 U	0.31 U	0.36 U	--	0.32 U	--
9/25/06	0.45 U	0.24 U	0.30 U	0.31 U	0.36 U	--	2.15	--
4/17/07	0.45 U	0.24 U	0.30 U	1.04	0.36 U	--	1.00 U	--
10/3/07	0.45 U	0.24 U	0.30 U	2.43	0.36 U	--	5.29	--
3/26/08	0.22 U	0.08 U	--	1.21	0.07 U	--	0.50 U	--
9/24/08	0.50 U	0.13 U	--	0.13 U	0.10 U	--	4.29	--
3/9/09	0.14 U	0.13 U	--	0.96	0.10 U	--	0.50 U	--
9/22/09	1.00 U	1.00 U	1.00 U	1.66	1.00 U	--	2.61	--
7/26/10	1.00 U	1.00 U	5.00 U	2.00	1.00 U	1.00 U	3.00	--
9/15/10	2.00 U	2.00 U	2.00 U	2.24	2.00 U	2.00 U	4.04	--

Shaded concentrations represent MCL/GWPS exceedances

Printed on Recycled Paper

Gude Landfill

Monitoring Location OB025 - Volatile Organic Compounds

	trans-1,2-Dichloroethene (ug/L)	trans-1,3-Dichloropropene (ug/L)	trans-1,4-Dichloro-2-butene (ug/L)	Trichloroethene (ug/L)	Trichlorofluoromethane (ug/L)	Vinyl Acetate (ug/L)	Vinyl Chloride (ug/L)	Xylene (ug/L)
4/20/11	1.00 U	1.00 U	5.00 U	1.00 U	1.00 U	1.00 U	1.00 U	1.00 U
9/6/11	1.00 U	1.00 U	5.00 U	1.00 U	1.00 U	1.00 U	1.00 U	1.00 U
3/12/12	1.00 U	1.00 U	5.00 U	2.10	1.00 U	1.00 U	1.00 U	1.00 U
9/13/12	1.00 U	1.00 U	5.00 U	1.00 U	1.00 U	5.00 U	1.00 U	--
3/26/13	1.00 U	1.00 U	5.00 U	1.00 U	1.00 U	5.00 U	1.00 U	--
9/12/13	1.00 U	1.00 U	5.00 U	1.00 U	1.00 U	5.00 U	3.47	--
3/11/14	1.00 U	1.00 U	5.00 U	1.00 U	1.00 U	5.00 U	1.00 U	--
9/10/14	1.00 U	1.00 U	5.00 U	1.00 U	1.00 U	5.00 U	1.00 U	--
3/19/15	1.00 U	1.00 U	5.00 U	1.00 U	1.00 U	5.00 U	1.00 U	--
9/1/15	1.00 U	1.00 U	5.00 U	2.07	1.00 U	5.00 U	2.78	--
3/21/16	1.00 U	1.00 U	5.00 U	1.00 U	1.00 U	5.00 U	1.43	--
8/30/16	1.00 U	1.00 U	5.00 U	1.00 U	1.00 U	5.00 U	3.79	--
3/8/17	1.00 U	1.00 U	5.00 U	1.00 U	1.00 U	5.00 U	1.26	--
9/14/17	1.00 U	1.00 U	5.00 U	1.29	1.00 U	5.00 U	4.64	--
3/29/18	1.00 U	1.00 U	5.00 U	1.00 U	1.00 U	5.00 U	1.29	--
9/5/18	1.00 U	1.00 U	5.00 U	1.08	1.00 U	5.00 U	5.66	--
4/10/19	1.00 U	1.00 U	1.00 U	1.00 U	1.00 U	1.00 U	1.00 U	--
7/29/19	1.00 U	1.00 U	1.00 U	1.00 U	1.00 U	1.00 U	3.50	--
3/5/20	1.00 U	1.00 U	1.00 U	1.00 U	1.00 U	1.00 U	1.00 U	--
7/30/20	1.00 U	1.00 U	1.00 U	1.00 U	1.00 U	1.00 U	3.80	--
3/31/21	1.00 U	1.00 U	1.00 U	1.00 U	1.00 U	1.00 U	1.00 U	--
9/3/21	1.00 U	1.00 U	1.00 U	1.00 U	1.00 U	1.00 U	3.50	--

Gude Landfill
Monitoring Location OB102 - General Parameters

Printed 12/10/21

	Alkalinity (mg/L)	Ammonia Nitrogen (mg/L)	Chemical Oxygen Demand (mg/L)	Chloride (mg/L)	Cyanide, Total (mg/L)	Dissolved Oxygen, Field (mg/L)	Hardness (mg/L)	Nitrate (mg/L)	Nitrate+Nitrite (mg/L)	Nitrite (mg/L)	ORP, Field (mV)	pH, Field (SU)	pH, Lab (SU)
MCL/ GWPS					0.2			10		1			
5/1/01	--	--	--	187.8970	0.002	--	--	--	--	--	--	--	--
9/4/01	--	--	--	114.1510	0.003	--	--	--	--	--	--	--	--
3/12/02	--	--	--	447.9400	0.005	--	--	--	--	--	--	--	--
9/16/02	--	--	--	550.9640	0.003	--	--	--	--	--	--	--	--
6/2/03	--	--	--	82.9571	0.005 U	--	--	--	--	--	--	--	--
10/8/03	--	--	--	--	0.002 U	--	--	--	--	--	--	--	--
3/24/04	--	--	--	--	0.007	--	--	--	--	--	--	--	--
9/21/04	--	--	--	--	0.006	--	--	--	--	--	--	--	--
4/6/05	--	--	--	--	0.005	--	--	--	--	--	--	--	--
9/21/05	--	--	--	--	0.007	--	--	--	--	--	--	--	--
4/5/06	--	--	--	--	0.037	--	--	--	--	--	--	--	--
9/26/06	--	--	--	--	0.002	--	--	--	--	--	--	--	--
4/17/07	--	--	--	--	0.015	--	--	--	--	--	--	--	--
10/2/07	--	--	--	--	0.005 U	--	--	--	--	--	--	--	--
3/25/08	--	--	--	--	--	--	--	--	--	--	--	--	--
9/23/08	--	--	--	--	--	--	--	--	--	--	--	--	--
9/21/09	1140.0	11.20	262.0	560.0000	--	--	810.0	0.2000 U	--	--	--	--	--
7/27/10	--	--	--	--	0.050 U	--	--	--	--	--	--	--	--
9/20/10	1100.0	8.98	252.0	577.0000	--	--	900.0	0.2000 U	0.20 U	0.05 U	--	--	--

Shaded concentrations represent MCL/GWPS exceedances

Printed on Recycled Paper

Gude Landfill
Monitoring Location OB102 - General Parameters

Printed 12/10/21

	Alkalinity (mg/L)	Ammonia Nitrogen (mg/L)	Chemical Oxygen Demand (mg/L)	Chloride (mg/L)	Cyanide, Total (mg/L)	Dissolved Oxygen, Field (mg/L)	Hardness (mg/L)	Nitrate (mg/L)	Nitrate+Nitrite (mg/L)	Nitrite (mg/L)	ORP, Field (mV)	pH, Field (SU)	pH, Lab (SU)
4/19/11	1008.0	11.10	235.0 J	578.0000	--	--	775.0	0.2000 U	0.20 U	0.05 U	--	--	--
9/7/11	1000.0	11.10	237.0	564.0000	--	--	701.0	0.2000 U	0.20 U	0.05 U	--	--	--
3/6/12	1056.0	11.60	227.0	602.0000	--	--	640.0	0.2000 U	0.20 U	0.05 U	--	--	--
9/11/12	1060.0	12.00	242.0	588.0000	--	--	700.0	0.2000 U	0.20 U	0.05 U	--	--	--
3/21/13	1110.0	14.00	235.0	558.0000	--	0.20	686.0	0.2000 U	0.20 U	0.05 U	299.0	6.86	--
9/11/13	1080.0	13.30	126.0	543.0000	--	0.04	696.0	0.2000 U	0.20 U	0.05 U	272.0	6.41	--
3/24/14	980.0	13.50	176.0	519.0000	--	0.01	710.0	0.2000 U	--	--	251.0	6.80	--
9/2/14	1000.0	12.30	147.0	520.0000	--	5.86	684.0	0.2000 U	0.20 U	0.05 U	234.0	6.74	--
3/17/15	1040.0	14.60	87.0	563.0000	--	0.00	724.0	0.2000 U	0.20 U	0.05 U	290.0	7.07	--
9/3/15	1100.0	15.80	120.0	551.0000	--	--	700.0	0.2000 U	0.20 U	0.05 U	163.0	6.54	--
3/17/16	1160.0	16.10	210.0	560.0000	--	0.00	660.0	0.2000 U	0.20 U	0.05 U	287.0	6.80	--
8/31/16	2180.0	18.30	146.0	528.0000	--	0.50	620.0	0.2000 U	0.20 U	0.05 U	244.0	6.76	--
3/7/17	1340.0	16.70	229.0	519.0000	--	--	620.0	0.2000 U	0.20 U	0.05 U	253.0	6.74	--
9/11/17	1200.0	23.70	148.0	464.0000	--	0.30	680.0	0.2000 U	0.20 U	0.05 U	271.0	6.78	--
4/4/18	1090.0	19.40	222.0	465.0000	--	--	541.0	0.2000 U	0.20 U	0.05 U	212.0	6.80	--
9/4/18	1050.0	23.70	142.0	466.0000	--	0.09	575.0	0.2000 U	0.20 U	0.05 U	63.0	6.80	--
4/15/19	957.0	18.30	131.0	410.0000	--	0.02	492.0	0.9000	--	--	102.9	6.68	6.80
8/5/19	1050.0	18.00	149.0	472.0000	--	0.15	550.0	1.1000	--	--	61.2	6.38	6.68
3/3/20	1040.0	17.30	147.0	487.0000	--	0.41	601.0	2.1300	--	--	77.1	6.56	6.70
7/29/20	1050.0	19.80	155.0	475.0000	--	0.50	583.0	1.4500	--	--	47.4	6.48	6.65
3/29/21	1050.0	19.20	133.0	474.0000	--	0.02	530.0	0.0000	--	--	159.8	6.64	6.79
9/7/21	1130.0	19.00	142.0	455.0000	--	0.59	563.0	0.0110 J	--	--	44.8	6.64	6.76

Gude Landfill Monitoring Location OB102 - General Parameters

	Phosphate (mg/L)	Specific Conductivity, Field (uS/cm)	Specific Conductivity, Lab (umhos/cm)	Sulfate, total (mg/L)	Sulfide (mg/L)	Temperature, field (°C)	Total Dissolved Solids (mg/L)	Total Phenolics (mg/L)	Total Suspended Solids (mg/L)	Turbidity (NTU)	Turbidity, Field (NTU)
MCL/ GWPS											
5/1/01	--	--	--	--	--	--	--	--	--	4.200	--
9/4/01	--	--	--	--	--	--	--	--	--	13.500	--
3/12/02	--	--	--	--	--	--	--	--	--	66.500	--
9/16/02	--	--	--	--	--	--	--	--	--	3.800	--
6/2/03	0.011	--	--	--	--	--	--	0	--	6.900	--
10/8/03	0.061	--	--	--	--	--	--	0 U	--	--	--
3/24/04	0.024	--	--	--	--	--	--	0 U	--	--	--
9/21/04	0.170	--	--	--	--	--	--	0 U	--	--	--
4/6/05	0.003 U	--	--	--	--	--	--	0	--	--	--
9/21/05	0.029	--	--	--	--	--	--	0	--	--	--
4/5/06	0.023	--	--	--	--	--	--	0	--	--	--
9/26/06	0.021	--	--	--	--	--	--	0	--	--	--
4/17/07	0.023	--	--	--	--	--	--	0	--	--	--
10/2/07	0.058	--	--	--	--	--	--	0	--	--	--
3/25/08	--	--	--	--	--	--	--	0	--	--	--
9/23/08	--	--	--	--	--	--	--	0 U	--	--	--
9/21/09	--	--	--	71.90	--	--	2120.0	--	--	191.000	--
7/27/10	--	--	--	--	3.0 U	--	--	--	--	--	--
9/20/10	--	--	--	57.40	--	--	2252.0	--	--	71.400	--

Gude Landfill
Monitoring Location OB102 - General Parameters

Printed 12/10/21

	Phosphate (mg/L)	Specific Conductivity, Field (uS/cm)	Specific Conductivity, Lab (umhos/cm)	Sulfate, total (mg/L)	Sulfide (mg/L)	Temperature, field (°C)	Total Dissolved Solids (mg/L)	Total Phenolics (mg/L)	Total Suspended Solids (mg/L)	Turbidity (NTU)	Turbidity, Field (NTU)
4/19/11	--	--	--	74.30	--	--	2308.0	--	--	23.700	--
9/7/11	--	--	--	74.40	--	--	2244.0	--	--	--	--
3/6/12	--	--	--	55.40	--	--	2268.0	--	--	--	--
9/11/12	--	--	--	55.20	--	--	2236.0	--	--	--	--
3/21/13	--	3.3	--	48.10	--	13.2	2146.0	--	--	--	58.90
9/11/13	--	3303.0	--	44.70	--	16.2	2158.0	--	--	--	84.50
3/24/14	--	3270.0	--	45.00	--	13.5	2122.0	--	--	--	79.50
9/2/14	--	3129.0	--	69.40	--	15.7	2098.0	--	--	--	19.90
3/17/15	--	1902.0	--	65.30	--	13.6	2066.0	--	--	--	15.40
9/3/15	--	3390.0	--	64.90	--	16.4	2099.0	--	--	--	8.50
3/17/16	--	3339.0	--	51.90	--	14.6	2220.0	--	--	--	6.50
8/31/16	--	3436.0	--	48.00	--	21.2	2100.0	--	--	--	13.70
3/7/17	--	3128.0	--	43.50	--	14.5	1830.0	--	--	--	6.30
9/11/17	--	3443.0	--	27.10	--	16.0	1990.0	--	--	--	0.40
4/4/18	--	2225.0	--	31.10	--	12.5	1860.0	--	--	--	3.40
9/4/18	--	2646.0	--	25.50	--	20.9	1840.0	--	--	--	3.20
4/15/19	--	3530.0	2930.0	83.30	--	14.0	1760.0	--	2.7	0.960	9.70
8/5/19	--	3.1	3160.0	99.40	--	16.5	1960.0	--	42.8	5.150	0.40
3/3/20	--	3069.0	3330.0	78.70	--	14.9	1950.0	--	4.5	1.980	0.00
7/29/20	--	2965.0	3360.0	70.10	--	18.8	1970.0	--	5.4	2.440	0.00
3/29/21	--	2935.0	3370.0	65.30	--	15.1	1860.0	--	32.6	3.730	14.92
9/7/21	--	3091.0	3.2	62.90	--	18.7	1880.0	--	34.7	20.400	18.00

Gude Landfill
Monitoring Location OB102 - Dissolved Metals

Printed 12/10/21

	Antimony, dissolved (mg/L)	Arsenic, dissolved (mg/L)	Barium, dissolved (mg/L)	Beryllium, dissolved (mg/L)	Cadmium, dissolved (mg/L)	Calcium, dissolved (mg/L)	Chromium, dissolved (mg/L)	Cobalt, dissolved (mg/L)	Copper, dissolved (mg/L)	Iron, dissolved (mg/L)	Lead, dissolved (mg/L)	Magnesium, dissolved (mg/L)	Manganese, dissolved (mg/L)	Mercury, dissolved (mg/L)
MCL/ GWPS	0.006	0.01	2	0.004	0.005		0.1				0.015			0.002
4/19/11	0.005 U	0.006	0.352	0.005 U	0.005 U	115.0	0.01 U	0.08	0.080	1.1	0.005 U	96.1	21.700	0.0002 U
9/7/11	--	--	--	--	--	--	--	--	--	--	--	--	--	--
3/6/12	0.005 U	0.005 U	0.344	0.005 U	0.005 U	115.0	0.01 U	0.07	0.045	0.6	0.005 U	96.1	21.100	0.0002 U
9/11/12	0.005 U	0.012	0.364	0.005 U	0.005 U	114.0	0.01 U	0.08	0.044	0.8	0.005 U	98.2	19.900	0.0002 U
3/21/13	0.010 U	0.012	0.398	0.010 U	0.010 U	116.0	0.01 U	0.08	0.049	0.8	0.005 U	102.0	20.500	0.0002 U
9/11/13	0.005 U	0.005	0.370	0.005 U	0.005 U	121.0	0.01 U	0.07	0.041	0.7	0.005 U	100.0	20.500	0.0002 U
3/24/14	0.005 U	0.005 U	0.351	0.005 U	0.005 U	114.0	0.01 U	0.07	0.036	0.2 U	0.005 U	96.3	18.200	0.0002 U
9/2/14	0.005 U	0.005	0.373	0.005 U	0.005 U	111.1	0.01 U	0.07	0.046	2.0 U	0.005 U	91.7	18.800	0.0002 U
3/17/15	0.002 U	0.008	0.360	0.002 U	0.001 J	120.0	0.01 U	0.07	0.032	0.0 U	0.002 U	97.0	19.000	0.0002 U
9/3/15	0.001 U	0.009	0.350	0.001 U	0.001 U	120.0	0.01 U	0.07	0.026	0.0 U	0.001 U	97.0	19.000	0.0002 U
3/17/16	0.005 U	0.005 U	0.412	0.005 U	0.005 U	--	0.01 U	0.08	0.041	--	0.005 U	--	17.700	0.0002 U
8/31/16	0.002 U	0.006	0.405	0.002 U	0.002 U	112.0	0.00	0.07	0.035	0.8	0.002 U	97.2	16.100	0.0002 U
3/7/17	0.005 U	0.005 U	0.407	0.005 U	0.005 U	119.0	0.01 U	0.07	0.041	1.0	0.005 U	99.4	16.600	0.0002 U
9/11/17	0.005 U	0.005 U	0.365	0.005 U	0.005 U	102.0	0.01 U	0.06	0.021	0.7	0.005 U	86.9	12.100	0.0002 U
4/4/18	0.002 U	0.007	0.349	0.002 U	0.002 U	93.7	0.02	0.06	0.021	0.1	0.002 U	82.4	12.700	0.0002 U
9/4/18	0.002 U	0.006	0.306	0.002 U	0.002 U	89.4	0.02	0.04	0.012	0.2	0.004 U	78.3	10.600	0.0002 U

Gude Landfill

Monitoring Location OB102 - Dissolved Metals

	Nickel, dissolved (mg/L)	Potassium, dissolved (mg/L)	Selenium, dissolved (mg/L)	Silver, dissolved (mg/L)	Sodium, dissolved (mg/L)	Thallium, dissolved (mg/L)	Vanadium, dissolved (mg/L)	Zinc, dissolved (mg/L)
MCL/ GWPS			0.05			0.002		
4/19/11	0.10	37.3	0.026	0.01 U	582.0	0.005 U	0.01 U	0.013
9/7/11	0.09	--	--	--	--	--	--	--
3/6/12	0.09	39.0	0.016	0.01 U	508.0	0.005 U	0.01 U	0.013
9/11/12	0.10	42.1	0.039	0.01 U	532.0	0.005 U	0.01 U	0.013
3/21/13	0.11	47.2	0.043	0.01 U	545.0	0.005 U	0.01 U	0.015
9/11/13	0.09	48.3	0.020	0.01 U	499.0	0.005 U	0.01 U	0.011
3/24/14	0.09	43.7	0.015	0.01 U	522.0	0.005 U	0.01 U	0.012
9/2/14	0.09	43.6	0.021	0.01 U	529.0	0.005 U	0.01 U	0.016
3/17/15	0.10	51.0	0.022 J	0.01 U	490.0	0.002 U	0.01 U	0.009 J
9/3/15	0.09	49.0	0.024	0.00 U	510.0	0.001 U	0.01 U	0.009
3/17/16	0.10	64.0	0.017	0.01 U	--	0.005 U	0.01 U	0.012
8/31/16	0.09	50.1	0.020	0.00 U	527.4	0.001 U	0.00 U	0.007
3/7/17	0.09	52.7	0.015	0.01 U	532.0	0.005 U	0.01 U	0.011
9/11/17	0.08	53.6	0.010	0.01 U	466.0	0.005 U	0.01 U	0.045
4/4/18	0.08	52.5	0.017	0.00 U	467.0	0.001 U	0.00	0.009
9/4/18	0.07	53.8	0.018	0.00 U	437.0	0.002 U	0.00	0.008

Gude Landfill
Monitoring Location OB102 - Total Metals

Printed 12/10/21

	Antimony, total (mg/L)	Arsenic, total (mg/L)	Barium, total (mg/L)	Beryllium, total (mg/L)	Boron, total (mg/L)	Cadmium, total (mg/L)	Calcium, total (mg/L)	Chromium, total (mg/L)	Cobalt, total (mg/L)	Copper, total (mg/L)	Iron, total (mg/L)	Lead, total (mg/L)
MCL/ GWPS	0.006	0.01	2	0.004		0.005		0.1				0.015
5/1/01	0.0007 U	0.0020 U	0.1103	0.0005 U	--	0.0020 U	--	0.0043	0.0201	0.0166	--	0.00280
9/4/01	0.0038	0.0020 U	0.0859	0.0017 U	--	0.0020 U	--	0.0020 U	0.0247	0.0161	--	0.00250
3/12/02	0.0020 U	0.0052	0.2397	0.0017 U	--	0.0022	--	0.0029	0.0591	0.0702	--	0.00360
9/16/02	0.0007 U	0.0251	0.2550	0.0004 U	--	0.0020 U	--	0.0005 U	0.0737	0.2655	--	0.00200 U
6/2/03	0.0007 U	0.0020 U	0.0633	0.0004 U	--	0.0020 U	--	0.0005 U	0.0134	0.0236	--	0.00200 U
10/8/03	0.0009 U	0.0008 U	0.0818	0.0016 U	--	0.0007 U	--	0.0005 U	0.0947	0.0100 U	--	0.00200 U
3/24/04	0.0009 U	0.0008 U	0.1215	0.0016 U	--	0.0007 U	--	0.0020 U	0.0145	0.0228	--	0.00200 U
9/21/04	0.0028 U	0.0020 U	0.2291	0.0012 U	--	0.0020 U	--	0.0020 U	0.1029	0.0248	--	0.00260
4/6/05	0.0028 U	0.0020 U	0.3498	0.0012 U	--	0.0020 U	--	0.0024	0.0991	0.0384	--	0.00200 U
9/21/05	0.0028 U	0.0020 U	0.3393	0.0012 U	--	0.0020	--	0.0043	0.1041	0.2110	--	0.00460
4/5/06	0.0006 U	0.0042	0.3277	0.0007 U	--	0.0020 U	--	0.0029	0.0894	0.0543	--	0.00220
9/26/06	0.0020	0.0061	0.3264	0.0009 U	--	0.0020 U	--	0.0026	0.1094	0.0437	--	0.00200 U
4/17/07	0.0007 U	0.0057	0.3338	0.0009 U	2.627	--	--	0.0035	0.0873	0.0557	--	0.00200 U
10/2/07	0.0070 U	0.0200 U	0.7682	0.0090 U	2.054	--	--	0.1373	0.2586	1.8022	--	0.08060
3/25/08	0.0005 U	0.0063	0.3156	0.0010 U	1.383	--	--	0.0033	0.0821	0.0638	--	0.00200 U
9/23/08	0.0010 U	0.0061	0.3331	0.0020 U	4.923	--	--	0.0088	0.0876	0.0880	--	0.00550
3/10/09	0.0010 U	0.0100 U	0.4215	0.0024 U	4.394	--	--	0.0200 U	0.0850	0.1301	--	0.01000 U
9/21/09	0.0020 U	0.0065	0.3850	0.0020 U	--	0.0021	116.00	0.0105	0.0925	0.1360	8.9500	0.00430
7/27/10	0.0010 U	0.0028	0.3400	0.0010 U	--	0.0017	--	0.0082	0.0860	0.1000	--	0.00350
9/20/10	0.0050 U	0.0068	0.3420	0.0050 U	--	0.0050 U	114.00	0.0050 U	0.0842	0.0908	3.5500	0.00500 U
4/19/11	0.0050 U	0.0061	0.3490	0.0050 U	--	0.0050 U	124.00	0.0050 U	0.0764	0.0483	1.6900	0.00500 U
9/7/11	0.0050 U	0.0058	0.3440	0.0050 U	--	0.0050 U	119.70	0.0050 U	0.0724	0.0449	0.7980	0.00500 U
3/6/12	0.0050 U	0.0050 U	0.3550	0.0050 U	--	0.0050 U	115.00	0.0050 U	0.0734	0.0505	0.9450	0.00500 U

Shaded concentrations represent MCL/GWPS exceedances

Printed on Recycled Paper

Gude Landfill
Monitoring Location OB102 - Total Metals

Printed 12/10/21

	Antimony, total (mg/L)	Arsenic, total (mg/L)	Barium, total (mg/L)	Beryllium, total (mg/L)	Boron, total (mg/L)	Cadmium, total (mg/L)	Calcium, total (mg/L)	Chromium, total (mg/L)	Cobalt, total (mg/L)	Copper, total (mg/L)	Iron, total (mg/L)	Lead, total (mg/L)
9/11/12	0.0050 U	0.0050 U	0.3490	0.0050 U	--	0.0050 U	120.00	0.0062	0.0729	0.0485	1.0100	0.00500 U
3/21/13	0.0100 U	0.0112	0.4040	0.0100 U	--	0.0100 U	118.00	0.0140	0.0852	0.0710	1.9300	0.00500 U
9/11/13	0.0050 U	0.0052	0.3470	0.0050 U	--	0.0050 U	116.00	0.0050 U	0.0704	0.0709	2.0300	0.00500 U
3/24/14	0.0050 U	0.0050 U	0.3670	0.0050 U	--	0.0050 U	116.00	0.0050 U	0.0695	0.0616	3.6400	0.00500 U
9/2/14	0.0050 U	0.0050	0.3660	0.0050 U	--	0.0050 U	109.00	0.0050 U	0.0686	0.0500	2.0000 U	0.00500 U
3/17/15	0.0020 U	0.0083	0.3500	0.0020 U	--	0.0007 U	120.00	0.0100 U	0.0740	0.0410	0.3500	0.00200 U
9/3/15	0.0010 U	0.0120	0.3500	0.0010 U	--	0.0005 U	120.00	0.0050 U	0.0730	0.0380	0.2400	0.00100 U
3/17/16	0.0050 U	0.0050 U	0.4070	0.0050 U	--	0.0050 U	--	0.0050 U	0.0744	0.0448	--	0.00500 U
8/31/16	0.0020 U	0.0046	0.3750	0.0020 U	--	0.0020 U	100.00	0.0026	0.0677	0.0428	1.1700	0.00200 U
3/7/17	0.0050 U	0.0060	0.3780	0.0050 U	--	0.0050 U	118.00	0.0050 U	0.0708	0.1670	1.2000	0.00500 U
9/11/17	0.0050 U	0.0050 U	0.3740	0.0050 U	--	0.0050 U	104.00	0.0050 U	0.0631	0.3030	0.7440	0.00500 U
4/4/18	0.0050 U	0.0061	0.3520	0.0050 U	--	0.0050 U	88.20	0.0050 U	0.0497	0.0299	0.2910	0.00500 U
9/4/18	0.0020 U	0.0050	0.3320	0.0020 U	--	0.0020 U	93.60	0.0063	0.0595	0.0249	0.1550	0.00200 U
4/15/19	0.0010 U	0.0010 U	0.2580	0.0010 U	--	0.0010 U	69.10	0.0016	0.0605	0.0228	0.1080	0.00100 U
8/5/19	0.0010 U	0.0010 U	0.3040	0.0010 U	--	0.0010 U	80.50	0.0024	0.0610	0.0213	0.2970	0.00100 U
3/3/20	0.0010 U	0.0011	0.3310	0.0010 U	--	0.0010 U	89.30	0.0029	0.0609	0.0239	0.2000	0.00100 U
7/29/20	0.0010 U	0.0010	0.3210	0.0010 U	--	0.0010 U	83.00	0.0034	0.0673	0.0212	0.4420	0.00100 U
3/29/21	0.0010 U	0.0011	0.2970	0.0010 U	--	0.0010 U	78.80	0.0022	0.0601	0.0395	0.4580	0.00100 U
9/7/21	0.0010 U	0.0010	0.3150	0.0010 U	--	0.0010 U	85.00	0.0034	0.0642	0.0661	0.9080	0.00121

Gude Landfill
Monitoring Location OB102 - Total Metals

Printed 12/10/21

	Magnesium, total (mg/L)	Manganese, total (mg/L)	Mercury, total (mg/L)	Nickel, total (mg/L)	Potassium, total (mg/L)	Selenium, total (mg/L)	Silver, total (mg/L)	Sodium, total (mg/L)	Thallium, total (mg/L)	Tin, total (mg/L)	Vanadium, total (mg/L)
MCL/ GWPS			0.002			0.05			0.002		
5/1/01	--	4.29000	0.000100 U	0.0113	--	0.00500 U	0.0052 U	--	0.0009 U	0.2000 U	0.00200 U
9/4/01	--	3.72000	0.000200 U	0.0106	--	0.00220	0.0044 U	--	0.0010 U	0.2000 U	0.00210
3/12/02	--	16.29000	0.000200 U	0.0421	--	0.01550	0.0044 U	--	0.0009 U	0.2000 U	0.00450
9/16/02	--	17.81000	0.000200 U	0.0781	--	0.06610	0.0096 U	--	0.0010 U	0.0020 U	0.00980
6/2/03	--	2.04100	0.000200 U	0.0082	--	0.00230	0.0096 U	--	0.0010 U	0.0008 U	0.00200 U
10/8/03	--	4.08300	0.000200 U	0.0052	--	0.00200 U	0.0022 U	--	0.0004 U	0.0003 U	0.00200 U
3/24/04	--	6.42500	0.000200 U	0.0230	--	0.00260	0.0022 U	--	0.0004 U	0.0003 U	0.00200 U
9/21/04	--	17.25000	0.000100 U	0.0362	--	0.00710	0.0018 U	--	0.0010 U	0.0003 U	0.00200 U
4/6/05	--	25.83500	0.000100 U	0.0900	--	0.00920	0.0018 U	--	0.0006 U	0.0050 U	0.00200 U
9/21/05	--	24.56000	0.000100 U	0.0767	--	0.00930	0.0018 U	--	0.0010	0.0050 U	0.00470
4/5/06	--	0.00200 U	0.000100 U	0.0913	--	0.01270	0.0004 U	--	0.0004 U	0.0050 U	0.00200 U
9/26/06	--	--	0.000200 U	0.0870	--	0.01850	--	--	0.0007 U	0.0050 U	0.00200 U
4/17/07	--	--	0.000200 U	0.0942	--	0.01790	0.0005 U	--	0.0007 U	0.0500 U	0.00300
10/2/07	--	--	0.000600	0.2651	--	0.03600	0.0050 U	--	0.0200 U	0.0020 U	0.14430
3/25/08	--	--	0.000200 U	0.0908	--	0.01860	0.0008 U	--	0.0006 U	0.0500 U	0.00200 U
9/23/08	--	--	0.000200 U	0.0871	--	0.01520	0.0016 U	--	0.0012 U	0.0011 U	0.01050
3/10/09	--	--	0.000200 U	0.1029	--	0.01670	0.0043 U	--	0.0008 U	0.0011 U	0.02000 U
9/21/09	94.800	22.20000	0.000200 U	0.1180	37.200	0.02560	0.0020 U	613.00	0.0020 U	--	0.01040
7/27/10	--	--	0.000200 U	0.0970	--	0.00050 J	0.0010 U	--	0.0015	0.0050 U	0.00810
9/20/10	94.300	21.80000	0.000200 U	0.1010	37.800	0.02560	0.0050 U	500.00	0.0050 U	--	0.00500 U
4/19/11	102.000 J	23.50000	0.000200 U	0.0920	39.800 J	0.02370	0.0050 U	561.00	0.0050 U	--	0.00500 U
9/7/11	98.400	20.90000	0.000200 U	--	40.400	0.02240	0.0050 U	550.00	0.0050 U	--	0.00500 U
3/6/12	97.400	21.20000	0.000200 U	0.0900	39.900	0.01700	0.0050 U	532.00	0.0050 U	--	0.00500 U

Shaded concentrations represent MCL/GWPS exceedances

Printed on Recycled Paper

Gude Landfill
Monitoring Location OB102 - Total Metals

Printed 12/10/21

	Magnesium, total (mg/L)	Manganese, total (mg/L)	Mercury, total (mg/L)	Nickel, total (mg/L)	Potassium, total (mg/L)	Selenium, total (mg/L)	Silver, total (mg/L)	Sodium, total (mg/L)	Thallium, total (mg/L)	Tin, total (mg/L)	Vanadium, total (mg/L)
9/11/12	97.400	21.70000	0.000200 U	0.0970	41.400	0.01760	0.0050 U	586.00	0.0050 U	--	0.00500 U
3/21/13	104.000	20.20000	0.000200 U	0.1070	47.400	0.04110	0.0100 U	558.00	0.0050 U	--	0.01000 U
9/11/13	96.900	20.10000	0.000800 U	0.0963	46.700	0.01880	0.0050 U	483.00	0.0050 U	--	0.00500 U
3/24/14	99.200	18.80000	0.000200 U	0.0903	44.900	0.01620	0.0050 U	523.00	0.0050 U	--	0.00500 U
9/2/14	89.730	18.00000	0.000200 U	0.0884	43.000	0.01970	0.0050 U	504.00	0.0050 U	--	0.00500 U
3/17/15	96.000	19.00000	0.000200 U	0.1000	51.000	0.02100 J	0.0100 U	490.00	0.0020 U	--	0.01000 U
9/3/15	100.000	18.00000	0.000200 U	0.0910	51.000	0.03200	0.0010 U	510.00	0.0010 U	--	0.00500 U
3/17/16	--	17.30000	0.000200 U	0.1010	49.500	0.01650	0.0050 U	--	0.0050 U	--	0.00500 U
8/31/16	86.400	15.50000	0.000200 U	0.0903	45.600	0.01590	0.0020 U	483.00	0.0010 U	--	0.00200 U
3/7/17	98.100	15.70000	0.000200 U	0.1020	52.600	0.01140	0.0050 U	547.00	0.0050 U	--	0.00500 U
9/11/17	89.900	11.90000	0.000200 U	0.0848	55.300	0.01050	0.0050 U	460.00	0.0050 U	--	0.00500 U
4/4/18	77.800	14.00000	0.000200 U	0.0768	51.100	0.00967	0.0050 U	437.00	0.0050 U	--	0.00500 U
9/4/18	82.900	10.20000	0.000200 U	0.0875	58.400	0.01350	0.0020 U	462.00	0.0010 U	--	0.00200 U
4/15/19	77.700	12.60000	0.000100 U	0.0727	46.200	0.00100 U	0.0010 U	493.00 B	0.0010 J	--	0.00100 U
8/5/19	84.700	14.40000	0.000100 U	0.0767	47.900	0.00100 U	0.0010 U	525.00	0.0010 U	--	0.00100 U
3/3/20	91.800	14.90000	0.000100 U	0.0810	51.400	0.00100 U	0.0010 U	495.00	0.0010 U	--	0.00100 U
7/29/20	91.100	13.90000	0.000100 U	0.0789	50.900	0.00100 U	0.0010 U	518.00	0.0010 U	--	0.00100 U
3/29/21	80.800	12.30000	0.000100 U	0.0724	45.000	0.00100 U	0.0010 U	453.00	0.0010 U	--	0.00100 U
9/7/21	85.200	3.28000	0.000100 U	0.0802	52.100	0.00100 U	0.0010 U	126.00	0.0017	--	0.00125

Gude Landfill
Monitoring Location OB102 - Total Metals

Printed 12/10/21

	Zinc, total (mg/L)
MCL/ GWPS	
5/1/01	--
9/4/01	--
3/12/02	--
9/16/02	--
6/2/03	--
10/8/03	--
3/24/04	--
9/21/04	--
4/6/05	--
9/21/05	--
4/5/06	--
9/26/06	--
4/17/07	0.02100
10/2/07	1.25400
3/25/08	0.02480
9/23/08	0.04240
3/10/09	0.07760
9/21/09	0.04640
7/27/10	0.03900
9/20/10	0.02240
4/19/11	0.01350
9/7/11	0.01270
3/6/12	0.01300

Gude Landfill
Monitoring Location OB102 - Total Metals

Printed 12/10/21

Zinc, total (mg/L)

9/11/12	0.01290
3/21/13	0.02060
9/11/13	0.01960
3/24/14	0.02310
9/2/14	0.01940
3/17/15	0.01100
9/3/15	0.01100
3/17/16	0.01190
8/31/16	0.00739
3/7/17	0.01180
9/11/17	0.03290
4/4/18	0.02320
9/4/18	0.01270
4/15/19	0.00897
8/5/19	0.01040 B
3/3/20	0.00763
7/29/20	0.00801
3/29/21	0.01450
9/7/21	0.01420

Gude Landfill

Printed 12/10/21

Monitoring Location OB102 - Volatile Organic Compounds

	1,1,1,2-Tetrachloroethane (ug/L)	1,1,1-Trichloroethane (ug/L)	1,1,2,2-Tetrachloroethane (ug/L)	1,1,1,2-Trichloroethane (ug/L)	1,1-Dichloroethane (ug/L)	1,1-Dichloroethene (ug/L)	1,1-Dichloropropene (ug/L)	1,2,3-Trichloropropane (ug/L)	1,2-Dibromo-3-chloropropane (ug/L)	1,2-Dibromoethane (ug/L)	1,2-Dichlorobenzene (ug/L)	1,2-Dichloroethane (ug/L)	1,2-Dichloropropane (ug/L)	1,3-Dichloropropane (ug/L)	1,4-Dichlorobenzene (ug/L)
MCL/ GWPS	200		5		7				0.2	0.05	600	5	5		75
5/1/01	0.18 U	0.15 U	0.23 U	0.22 U	0.19 U	0.15 U	0.22 U	0.21 U	1.00 U	0.20 U	10.00 U	0.17 U	0.21 U	0.19 U	10.00 U
9/4/01	0.18 U	0.15 U	0.23 U	0.22 U	0.19 U	0.15 U	0.22 U	0.21 U	0.14 U	0.20 U	10.00 U	0.17 U	0.21 U	0.19 U	10.00 U
3/12/02	0.18 U	0.15 U	0.23 U	0.22 U	0.19 U	0.15 U	0.22 U	0.21 U	0.14 U	0.20 U	10.00 U	0.17 U	0.21 U	0.19 U	10.00 U
9/16/02	0.18 U	0.15 U	0.23 U	0.22 U	0.19 U	0.15 U	0.22 U	0.21 U	0.14 U	0.20 U	10.00 U	0.17 U	0.21 U	0.19 U	10.00 U
6/2/03	0.18 U	0.15 U	0.23 U	0.22 U	0.19 U	0.15 U	0.22 U	0.21 U	0.14 U	0.20 U	10.00 U	0.17 U	0.21 U	0.19 U	10.00 U
10/8/03	0.18 U	0.15 U	1.00 U	0.22 U	0.19 U	1.00 U	1.00 U	0.21 U	1.00 U	0.20 U	1.00 U	0.17 U	0.21 U	0.19 U	1.05
3/24/04	0.18 U	0.15 U	0.23 U	0.22 U	0.19 U	0.15 U	0.22 U	0.21 U	1.00 U	0.20 U	10.00 U	0.17 U	0.21 U	0.19 U	10.00 U
9/21/04	0.13 U	0.24 U	0.44 U	0.25 U	0.27 U	0.37 U	0.35 U	0.40 U	0.33 U	0.28 U	10.00 U	0.27 U	0.34 U	0.33 U	10.00 U
4/6/05	0.13 U	0.24 U	0.44 U	0.25 U	0.27 U	0.37 U	0.35 U	0.40 U	0.33 U	0.28 U	10.00 U	0.27 U	0.34 U	0.33 U	10.00 U
9/21/05	0.13 U	0.24 U	0.44 U	0.25 U	0.27 U	0.37 U	0.35 U	0.40 U	0.33 U	0.28 U	0.43 U	0.27 U	0.34 U	0.33 U	2.32
4/5/06	0.13 U	0.24 U	0.44 U	0.25 U	0.27 U	0.37 U	0.35 U	0.40 U	0.33 U	0.28 U	10.00 U	0.27 U	0.34 U	0.33 U	10.00 U
9/26/06	0.13 U	0.24 U	0.44 U	0.25 U	0.27 U	0.37 U	0.35 U	0.40 U	0.33 U	0.28 U	12.00 U	0.27 U	0.34 U	0.33 U	12.00 U
4/17/07	0.13 U	0.24 U	0.44 U	0.25 U	0.27 U	0.37 U	0.35 U	0.40 U	0.33 U	0.28 U	10.00 U	0.27 U	0.34 U	0.33 U	10.00 U
10/2/07	0.13 U	0.24 U	0.44 U	0.25 U	0.27 U	0.37 U	0.35 U	0.40 U	0.33 U	0.28 U	10.00 U	0.27 U	0.34 U	0.33 U	10.00 U
3/25/08	0.18 U	0.18 U	0.21 U	0.23 U	0.22 U	0.18 U	0.26 U	0.14 U	0.24 U	0.16 U	10.00 U	0.18 U	0.17 U	0.20 U	1.81
9/23/08	0.12 U	0.17 U	0.14 U	0.17 U	0.14 U	0.15 U	0.13 U	0.17 U	0.20 U	0.08 U	0.50 U	0.13 U	0.15 U	0.13 U	1.43
3/10/09	0.12 U	0.17 U	0.14 U	0.17 U	0.14 U	0.15 U	0.13 U	0.17 U	0.20 U	0.08 U	10.00 U	0.13 U	0.15 U	0.13 U	10.00 U
9/21/09	1.00 U	1.00 U	1.00 U	1.00 U	1.00 U	1.00 U	1.00 U	1.00 U	1.00 U	1.00 U	0.35 J	1.00 U	1.00 U	1.00 U	1.00 U
7/27/10	1.00 U	1.00 U	1.00 U	1.00 U	1.00 U	1.00 U	1.00 U	1.00 U	10.00 U	1.00 U	1.00 U	1.00 U	1.00 U	1.00 U	1.00 U
9/20/10	2.00 U	2.00 U	2.00 U	2.00 U	2.00 U	2.00 U	2.00 U	2.00 U	2.00 U	2.00 U	2.00 U	2.00 U	2.00 U	2.00 U	1.12 J

Shaded concentrations represent MCL/GWPS exceedances

Printed on Recycled Paper

Gude Landfill

Printed 12/10/21

Monitoring Location OB102 - Volatile Organic Compounds

	1,1,1,2-Tetrachloroethane (ug/L)	1,1,1-Trichloroethane (ug/L)	1,1,1,2,2-Tetrachloroethane (ug/L)	1,1,1,2-Trichloroethane (ug/L)	1,1-Dichloroethane (ug/L)	1,1-Dichloroethene (ug/L)	1,1-Dichloropropene (ug/L)	1,2,3-Trichloropropane (ug/L)	1,2-Dibromo-3-chloropropane (ug/L)	1,2-Dibromoethane (ug/L)	1,2-Dichlorobenzene (ug/L)	1,2-Dichloroethane (ug/L)	1,2-Dichloropropane (ug/L)	1,3-Dichloropropane (ug/L)	1,4-Dichlorobenzene (ug/L)	
4/19/11	1.00 U	1.00 U	1.00 U	1.00 U	1.00 U	1.00 U	--	1.00 U	1.00 U	1.00 U	1.00 U	1.00 U	1.00 U	1.00 U	--	1.00 U
9/7/11	1.00 U	1.00 U	1.00 U	1.00 U	1.00 U	1.00 U	--	1.00 U	1.00 U	1.00 U	1.00 U	1.00 U	1.00 U	1.00 U	--	1.00 U
3/6/12	1.00 U	1.00 U	1.00 U	1.00 U	1.00 U	1.00 U	--	1.00 U	1.00 U	1.00 U	1.00 U	1.00 U	1.00 U	1.00 U	--	1.40
9/11/12	1.00 U	1.00 U	1.00 U	1.00 U	1.00 U	1.00 U	1.00 U	1.00 U	1.00 U	1.00 U	1.00 U	1.00 U	1.00 U	1.00 U	1.00 U	1.00 U
3/21/13	1.00 U	1.00 U	1.00 U	1.00 U	1.00 U	1.00 U	1.00 U	1.00 U	1.00 U	1.00 U	1.00 U	1.00 U	1.00 U	1.00 U	1.00 U	1.00 U
9/11/13	1.00 U	1.00 U	1.00 U	1.00 U	1.00 U	1.00 U	1.00 U	1.00 U	1.00 U	1.00 U	1.00 U	1.00 U	1.00 U	1.00 U	1.00 U	1.14
3/24/14	1.00 U	1.00 U	1.00 U	1.00 U	1.00 U	1.00 U	1.00 U	1.00 U	1.00 U	1.00 U	--	1.00 U	1.00 U	1.00 U	1.00 U	1.27
9/2/14	1.00 U	1.00 U	1.00 U	1.00 U	1.00 U	1.00 U	1.00 U	1.00 U	1.00 U	1.00 U	1.00 U	1.00 U	1.00 U	1.00 U	1.00 U	1.55
3/17/15	1.00 U	1.00 U	1.00 U	1.00 U	1.00 U	1.00 U	1.00 U	1.00 U	1.00 U	1.00 U	1.00 U	1.00 U	1.00 U	1.00 U	1.00 U	1.30
9/3/15	1.00 U	1.00 U	1.00 U	1.00 U	1.00 U	1.00 U	1.00 U	1.00 U	1.00 U	1.00 U	1.00 U	1.00 U	1.00 U	1.00 U	1.00 U	1.62
3/17/16	1.00 U	1.00 U	1.00 U	1.00 U	1.00 U	1.00 U	1.00 U	1.00 U	1.00 U	1.00 U	1.00 U	1.00 U	1.00 U	1.00 U	1.00 U	1.37
8/31/16	1.00 U	1.00 U	1.00 U	1.00 U	1.00 U	1.00 U	1.00 U	1.00 U	1.00 U	1.00 U	1.00 U	1.00 U	1.00 U	1.00 U	1.00 U	1.00 U
3/7/17	1.00 U	1.00 U	1.00 U	1.00 U	1.00 U	1.00 U	1.00 U	1.00 U	1.00 U	1.00 U	1.00 U	1.00 U	1.00 U	1.00 U	1.00 U	1.40
9/11/17	1.00 U	1.00 U	1.00 U	1.00 U	1.00 U	1.00 U	1.00 U	1.00 U	1.00 U	1.00 U	1.00 U	1.00 U	1.00 U	1.00 U	1.00 U	1.00 U
4/4/18	1.00 U	1.00 U	1.00 U	1.00 U	1.00 U	1.00 U	1.00 U	1.00 U	1.00 U	1.00 U	1.00 U	1.00 U	1.00 U	1.00 U	1.00 U	1.01
9/4/18	1.00 U	1.00 U	1.00 U	1.00 U	1.00 U	1.00 U	1.00 U	1.00 U	1.00 U	1.00 U	1.00 U	1.00 U	1.00 U	1.00 U	1.00 U	1.00 U
4/15/19	1.00 U	1.00 U	1.00 U	1.00 U	1.00 U	1.00 U	1.00 U	1.00 U	1.00 U	1.00 U	1.00 U	1.00 U	1.00 U	1.00 U	1.00 U	1.10
8/5/19	1.00 U	1.00 U	1.00 U	1.00 U	1.00 U	1.00 U	1.00 U	1.00 U	1.00 U	1.00 U	1.00 U	1.00 U	1.00 U	1.00 U	1.00 U	1.40
3/3/20	1.00 U	1.00 U	1.00 U	1.00 U	1.00 U	1.00 U	1.00 U	1.00 U	1.00 U	1.00 U	1.00 U	1.00 U	1.00 U	1.00 U	1.00 U	1.30
7/29/20	1.00 U	1.00 U	1.00 U	1.00 U	1.00 U	1.00 U	1.00 U	1.00 U	0.05 U	0.02 U	1.00 U	1.00 U	1.00 U	1.00 U	1.00 U	1.50
3/29/21	1.00 U	1.00 U	1.00 U	1.00 U	1.00 U	1.00 U	1.00 U	1.00 U	0.05 U	0.02 U	1.00 U	1.00 U	1.00 U	1.00 U	1.00 U	1.00 U
9/7/21	1.00 U	1.00 U	1.00 U	1.00 U	1.00 U	1.00 U	1.00 U	1.00 U	0.05 U	0.02 U	1.00 U	1.00 U	1.00 U	1.00 U	1.00 U	1.80

Gude Landfill

Printed 12/10/21

Monitoring Location OB102 - Volatile Organic Compounds

	2,2-Dichloropropane (ug/L)	2-Butanone (ug/L)	2-Hexanone (ug/L)	4-Methyl-2-Pentanone (ug/L)	Acetone (ug/L)	Acrylonitrile (ug/L)	Benzene (ug/L)	Bromochloromethane (ug/L)	Bromodichloromethane (ug/L)	Bromoform (ug/L)	Bromomethane (ug/L)	Carbon Disulfide (ug/L)	Carbon Tetrachloride (ug/L)	Chlorobenzene (ug/L)	Chloroethane (ug/L)
MCL/ GWPS							5		80	80			5	100	
5/1/01	0.11 U	--	0.18 U	--	0.15 U	--	0.21 U	0.20 U	0.18 U	0.14 U	0.15 U	0.38 U	0.15 U	0.28 U	0.20 U
9/4/01	0.11 U	--	0.18 U	--	0.15 U	--	0.21 U	0.20 U	0.18 U	0.14 U	1.00 U	1.00 U	0.15 U	0.28 U	0.20 U
3/12/02	0.11 U	--	0.18 U	--	0.15 U	--	0.21 U	0.20 U	0.18 U	0.14 U	0.15 U	0.38 U	0.15 U	0.28 U	0.20 U
9/16/02	0.11 U	--	0.18 U	--	0.15 U	--	0.21 U	0.20 U	0.18 U	0.14 U	0.15 U	1.00 U	0.15 U	1.00 U	0.20 U
6/2/03	0.11 U	--	0.18 U	--	0.15 U	--	0.21 U	0.20 U	0.18 U	0.14 U	0.15 U	2.07	0.15 U	0.28 U	0.20 U
10/8/03	0.11 U	0.62	0.18 U	--	0.15 U	--	0.21 U	0.20 U	0.18 U	0.14 U	1.00 U	2.13	0.15 U	1.00 U	0.20 U
3/24/04	0.11 U	1.72	1.00 U	--	0.15 U	--	0.21 U	0.20 U	0.18 U	0.14 U	1.00 U	1.00 U	0.15 U	0.28 U	0.20 U
9/21/04	0.23 U	0.29 U	1.25	--	0.39 U	--	1.00 U	0.34 U	0.31 U	0.27 U	0.31 U	0.75 U	0.25 U	0.40 U	0.31 U
4/6/05	0.23 U	1.00 U	0.19 U	--	0.39 U	--	1.00 U	0.34 U	0.31 U	0.27 U	0.31 U	0.75 U	0.25 U	1.17	0.31 U
9/21/05	0.23 U	1.36	0.19 U	--	0.39 U	--	1.00 U	0.34 U	0.31 U	0.27 U	0.31 U	0.75 U	0.25 U	1.31	0.31 U
4/5/06	0.23 U	0.29 U	0.19 U	--	0.39 U	--	0.28 U	0.34 U	0.31 U	0.27 U	0.31 U	0.75 U	0.25 U	1.54	0.31 U
9/26/06	0.23 U	1.77	0.19 U	--	0.39 U	--	1.00 U	0.34 U	0.31 U	0.27 U	1.00 U	0.75 U	0.25 U	1.65	0.31 U
4/17/07	0.23 U	1.84	0.19 U	--	0.39 U	--	1.00 U	0.34 U	0.31 U	0.27 U	0.31 U	0.75 U	0.25 U	1.74	0.31 U
10/2/07	0.23 U	1.58	0.19 U	--	0.39 U	--	1.00 U	0.34 U	0.31 U	0.27 U	0.31 U	0.75 U	0.25 U	2.43	0.31 U
3/25/08	0.50 U	--	--	--	--	--	0.50 U	0.12 U	0.19 U	0.12 U	0.50 U	--	0.13 U	1.65	0.10 U
9/23/08	0.50 U	--	--	--	--	--	0.50 U	0.14 U	0.11 U	0.16 U	0.12 U	--	0.14 U	1.41	0.13 U
3/10/09	0.22 U	--	--	--	--	--	0.50 U	0.14 U	0.11 U	0.16 U	0.12 U	--	0.14 U	2.08	0.13 U
9/21/09	1.00 U	0.69 J	1.00 U	1.00 U	1.00 U	1.00 U	0.46 J	1.00 U	1.00 U	1.00 U	1.00 U	2.50 U	1.00 U	2.27	1.00 U
7/27/10	1.00 U	10.00 U	5.00 U	5.00 U	5.00 U	10.00 U	1.00 U	1.00 U	1.00 U	5.00 U	1.00 U	1.00 U	1.00 U	2.00	1.00 U
9/20/10	2.00 U	2.00 U	2.00 U	2.00 U	0.53 J	2.00 U	2.00 U	2.00 U	2.00 U	2.00 U	2.00 U	5.00 U	2.00 U	1.51 J	2.00 U

Shaded concentrations represent MCL/GWPS exceedances

Printed on Recycled Paper

Gude Landfill
Monitoring Location OB102 - Volatile Organic Compounds

Printed 12/10/21

	2,2-Dichloropropane (ug/L)	2-Butanone (ug/L)	2-Hexanone (ug/L)	4-Methyl-2-Pentanone (ug/L)	Acetone (ug/L)	Acrylonitrile (ug/L)	Benzene (ug/L)	Bromochloromethane (ug/L)	Bromodichloromethane (ug/L)	Bromoform (ug/L)	Bromomethane (ug/L)	Carbon Disulfide (ug/L)	Carbon Tetrachloride (ug/L)	Chlorobenzene (ug/L)	Chloroethane (ug/L)
4/19/11	--	5.00 U	5.00 U	5.00 U	5.00 U	5.00 U	1.00 U	1.00 U	1.00 U	1.00 U	1.00 U	1.00 U	1.00 U	1.00 U	1.00 U
9/7/11	--	5.00 U	5.00 U	5.00 U	5.00 U	5.00 U	1.00 U	1.00 U	1.00 U	1.00 U	1.00 U	1.00 U	1.00 U	1.00 U	1.00 U
3/6/12	--	5.00 U	5.00 U	5.00 U	5.00 U	5.00 U	1.00 U	1.00 U	1.00 U	1.00 U	1.00 U	1.00 U	1.00 U	2.60	1.00 U
9/11/12	1.00 U	5.00 U	5.00 U	5.00 U	5.00 U	5.00 U	1.00 U	1.00 U	1.00 U	1.00 U	1.00 U	5.00 U	1.00 U	1.00 U	1.00 U
3/21/13	1.00 U	5.00 U	5.00 U	5.00 U	5.00 U	5.00 U	1.00 U	1.00 U	1.00 U	1.00 U	1.00 U	5.00 U	1.00 U	1.00 U	1.00 U
9/11/13	1.00 U	5.00 U	5.00 U	5.00 U	5.00 U	5.00 U	1.00 U	1.00 U	1.00 U	1.00 U	1.00 U	5.00 U	1.00 U	2.14	1.00 U
3/24/14	1.00 U	5.00 U	5.00 U	5.00 U	5.00 U	5.00 U	1.00 U	--	1.00 U	1.00 U	1.00 U	5.00 U	1.00 U	2.14	1.00 U
9/2/14	1.00 U	5.00 U	5.00 U	5.00 U	5.00 U	5.00 U	1.00 U	1.00 U	1.00 U	1.00 U	1.00 U	5.00 U	1.00 U	2.22	1.00 U
3/17/15	1.00 U	5.00 U	5.00 U	5.00 U	8.00	5.00 U	1.00 U	1.00 U	1.00 U	1.00 U	1.00 U	5.00 U	1.00 U	2.36	1.00 U
9/3/15	1.00 U	5.00 U	5.00 U	5.00 U	5.00 U	5.00 U	1.00 U	1.00 U	1.00 U	1.00 U	1.00 U	5.00 U	1.00 U	2.74	1.00 U
3/17/16	1.00 U	5.00 U	5.00 U	5.00 U	5.00 U	5.00 U	1.00 U	1.00 U	1.00 U	1.00 U	1.00 U	5.00 U	1.00 U	2.38	1.00 U
8/31/16	1.00 U	5.00 U	5.00 U	5.00 U	5.00 U	5.00 U	1.00 U	1.00 U	1.00 U	1.00 U	1.00 U	5.00 U	1.00 U	1.88	1.00 U
3/7/17	1.00 U	5.00 U	5.00 U	5.00 U	5.00 U	5.00 U	1.00 U	1.00 U	1.00 U	1.00 U	1.00 U	5.00 U	1.00 U	2.44	1.00 U
9/11/17	1.00 U	5.00 U	5.00 U	5.00 U	5.00 U	5.00 U	1.00 U	1.00 U	1.00 U	1.00 U	1.00 U	5.00 U	1.00 U	2.02	1.00 U
4/4/18	1.00 U	5.00 U	5.00 U	5.00 U	5.00 U	5.00 U	1.00 U	1.00 U	1.00 U	1.00 U	1.00 U	5.00 U	1.00 U	1.80	1.00 U
9/4/18	1.00 U	5.00 U	5.00 U	5.00 U	5.00 U	5.00 U	1.00 U	1.00 U	1.00 U	1.00 U	1.00 U	5.00 U	1.00 U	1.75	1.00 U
4/15/19	1.00 U	5.00 U	5.00 U	5.00 U	7.20 B	5.00 U	1.00 U	1.00 U	1.00 U	1.00 U	1.00 U	1.00 U	1.00 U	2.00	1.00 U
8/5/19	1.00 U	5.00 U	5.00 U	5.00 U	5.00 U	5.00 U	1.00 U	1.00 U	1.00 U	1.00 U	1.00 U	1.00 U	1.00 U	2.30	1.00 U
3/3/20	1.00 U	5.00 U	5.00 U	5.00 U	5.00 U	5.00 U	1.00 U	1.00 U	1.00 U	1.00 U	1.00 U	1.00 U	1.00 U	2.40	1.00 U
7/29/20	1.00 U	5.00 U	5.00 U	5.00 U	5.00 U	5.00 U	1.00 U	1.00 U	1.00 U	1.00 U	1.00 U	1.00 U	1.00 U	2.70	1.00 U
3/29/21	1.00 U	5.00 U	5.00 U	5.00 U	6.30	5.00 U	1.00 U	1.00 U	1.00 U	1.00 U	1.00 U	1.00 U	1.00 U	2.50	1.00 U
9/7/21	1.00 U	5.00 U	5.00 U	5.00 U	5.00 U	5.00 U	1.00 U	1.00 U	1.00 U	1.00 U	1.00 U	1.00 U	1.00 U	3.20	1.00 U

Gude Landfill

Printed 12/10/21

Monitoring Location OB102 - Volatile Organic Compounds

	Chloroform (ug/L)	Chloromethane (ug/L)	cis-1,2-Dichloroethene (ug/L)	cis-1,3-Dichloropropene (ug/L)	Dibromochloromethane (ug/L)	Ethylbenzene (ug/L)	m&p-Xylene (ug/L)	Methyl Iodide (ug/L)	Methyl Tertiary Butyl Ether (ug/L)	Methylene Bromide (ug/L)	Methylene Chloride (ug/L)	o-Xylene (ug/L)	Styrene (ug/L)	Tetrachloroethene (ug/L)	Toluene (ug/L)
MCL/ GWPS	80		70		80	700	10000				5	10000	100	5	1000
5/1/01	0.23 U	0.21 U	1.00 U	0.19 U	0.17 U	0.26 U	0.28 U	0.17 U	--	0.22 U	0.21 U	0.27 U	0.21 U	1.00 U	0.24 U
9/4/01	0.23 U	1.00 U	1.00 U	0.19 U	0.17 U	0.26 U	0.28 U	0.17 U	--	0.22 U	3.54	0.27 U	0.21 U	1.00 U	0.24 U
3/12/02	0.23 U	0.21 U	1.00 U	0.19 U	0.17 U	0.26 U	0.28 U	0.17 U	--	0.22 U	0.21 U	0.27 U	0.21 U	1.00 U	0.24 U
9/16/02	0.23 U	0.21 U	1.00 U	0.19 U	0.17 U	0.26 U	0.28 U	0.17 U	--	0.22 U	0.21 U	0.27 U	0.21 U	1.00 U	0.24 U
6/2/03	0.23 U	0.21 U	1.00 U	0.19 U	0.17 U	0.26 U	0.28 U	0.17 U	--	0.22 U	0.21 U	0.27 U	0.21 U	1.32	0.24 U
10/8/03	0.23 U	1.00 U	0.22 U	0.19 U	0.17 U	1.00 U	1.00 U	1.05	--	0.22 U	0.21 U	1.00 U	1.00 U	1.83	0.24 U
3/24/04	0.23 U	0.21 U	1.00 U	0.19 U	0.17 U	0.26 U	0.28 U	0.17 U	--	0.22 U	0.21 U	0.27 U	0.21 U	0.17 U	0.24 U
9/21/04	0.27 U	0.25 U	1.00 U	0.29 U	0.27 U	0.23 U	0.40 U	0.28 U	--	0.25 U	0.34 U	0.18 U	0.25 U	0.36 U	0.32 U
4/6/05	0.27 U	0.25 U	1.34	0.29 U	0.27 U	0.23 U	0.40 U	0.28 U	--	0.25 U	0.34 U	0.18 U	0.25 U	0.36 U	0.32 U
9/21/05	0.27 U	0.25 U	2.27	0.29 U	0.27 U	0.23 U	0.40 U	0.28 U	--	0.25 U	0.34 U	0.18 U	0.25 U	0.36 U	0.32 U
4/5/06	0.27 U	0.25 U	1.28	0.29 U	0.27 U	0.23 U	0.40 U	0.28 U	--	0.25 U	0.34 U	0.18 U	0.25 U	0.36 U	0.32 U
9/26/06	0.27 U	1.00 U	2.30	0.29 U	0.27 U	0.23 U	0.40 U	1.00 U	--	0.25 U	0.34 U	0.18 U	0.25 U	0.36 U	0.32 U
4/17/07	0.27 U	0.25 U	2.14	0.29 U	0.27 U	0.23 U	0.40 U	1.00 U	--	0.25 U	0.34 U	0.18 U	0.25 U	0.36 U	0.32 U
10/2/07	0.27 U	0.25 U	2.50	0.29 U	0.27 U	0.23 U	0.40 U	0.28 U	--	0.25 U	0.34 U	0.18 U	0.25 U	0.36 U	0.32 U
3/25/08	0.21 U	0.15 U	1.75	0.13 U	0.15 U	0.26 U	0.43 U	--	1.73 U	0.15 U	0.12 U	0.22 U	0.20 U	0.20 U	0.28 U
9/23/08	0.12 U	0.20 U	1.46	0.12 U	0.13 U	0.12 U	0.23 U	--	1.25 U	0.20 U	0.17 U	0.11 U	0.11 U	0.16 U	0.12 U
3/10/09	0.12 U	0.20 U	1.54	0.12 U	0.13 U	0.12 U	0.23 U	--	1.25 U	0.20 U	0.17 U	0.11 U	0.11 U	0.16 U	0.12 U
9/21/09	1.00 U	1.00 U	1.38	1.00 U	1.00 U	1.00 U	2.00 U	1.00 U	1.00 U	1.00 U	1.00 U	1.00 U	1.00 U	1.00 U	1.00 U
7/27/10	1.00 U	1.00 U	1.00	1.00 U	1.00 U	1.00 U	2.00 U	20.00 U	--	1.00 U	1.00 U	1.00 U	1.00 U	1.00 U	1.00 U
9/20/10	2.00 U	2.00 U	0.65 J	2.00 U	2.00 U	2.00 U	4.00 U	2.00 U	2.00 U	2.00 U	2.00 U	2.00 U	2.00 U	2.00 U	2.00 U

Shaded concentrations represent MCL/GWPS exceedances

Printed on Recycled Paper

Gude Landfill
Monitoring Location OB102 - Volatile Organic Compounds

Printed 12/10/21

	Chloroform (ug/L)	Chloromethane (ug/L)	cis-1,2-Dichloroethene (ug/L)	cis-1,3-Dichloropropene (ug/L)	Dibromochloromethane (ug/L)	Ethylbenzene (ug/L)	m&p-Xylene (ug/L)	Methyl Iodide (ug/L)	Methyl Tertiary Butyl Ether (ug/L)	Methylene Bromide (ug/L)	Methylene Chloride (ug/L)	o-Xylene (ug/L)	Styrene (ug/L)	Tetrachloroethene (ug/L)	Toluene (ug/L)
4/19/11	1.00 U	1.00 U	1.00 U	1.00 U	1.00 U	1.00 U	--	1.00 U	2.00 U	1.00 U	1.00 U	--	1.00 U	1.00 U	1.00 U
9/7/11	1.00 U	1.00 U	1.00 U	1.00 U	1.00 U	1.00 U	--	1.00 U	2.00 U	1.00 U	1.00 U	--	1.00 U	1.00 U	1.00 U
3/6/12	1.00 U	1.00 U	0.79	1.00 U	1.00 U	1.00 U	--	1.00 U	1.00 U	1.00 U	1.00 U	--	1.00 U	1.00 U	1.00 U
9/11/12	1.00 U	1.00 U	1.00 U	1.00 U	1.00 U	1.00 U	2.00 U	5.00 U	5.00 U	1.00 U	1.00 U	1.00 U	1.00 U	1.00 U	1.00 U
3/21/13	1.00 U	1.00 U	1.00 U	1.00 U	1.00 U	1.00 U	2.00 U	5.00 U	5.00 U	1.00 U	1.00 U	1.00 U	1.00 U	1.00 U	1.00 U
9/11/13	1.00 U	1.00 U	1.26	1.00 U	1.00 U	1.00 U	2.00 U	5.00 U	5.00 U	1.00 U	1.00 U	1.00 U	1.00 U	1.00 U	1.00 U
3/24/14	1.00 U	1.00 U	1.00 U	1.00 U	1.00 U	1.00 U	2.00 U	5.00 U	5.00 U	1.00 U	1.00 U	1.00 U	1.00 U	1.00 U	1.00 U
9/2/14	1.00 U	1.00 U	1.00 U	1.00 U	1.00 U	1.00 U	2.00 U	5.00 U	5.00 U	1.00 U	1.00 U	1.00 U	1.00 U	1.00 U	1.00 U
3/17/15	1.00 U	1.00 U	1.00 U	1.00 U	1.00 U	1.00 U	2.00 U	5.00 U	5.00 U	1.00 U	1.00 U	1.00 U	1.00 U	1.00 U	1.00 U
9/3/15	1.00 U	1.00 U	1.00 U	1.00 U	1.00 U	1.00 U	2.00 U	5.00 U	5.00 U	1.00 U	1.00 U	1.00 U	1.00 U	1.00 U	1.00 U
3/17/16	1.00 U	1.00 U	1.00 U	1.00 U	1.00 U	1.00 U	2.00 U	5.00 U	5.00 U	1.00 U	1.00 U	1.00 U	1.00 U	1.00 U	1.00 U
8/31/16	1.00 U	1.00 U	1.00 U	1.00 U	1.00 U	1.00 U	2.00 U	5.00 U	5.00 U	1.00 U	1.00 U	1.00 U	1.00 U	1.00 U	1.00 U
3/7/17	1.00 U	1.00 U	1.00 U	1.00 U	1.00 U	1.00 U	2.00 U	5.00 U	5.00 U	1.00 U	1.00 U	1.00 U	1.00 U	1.00 U	1.00 U
9/11/17	1.00 U	1.00 U	1.00 U	1.00 U	1.00 U	1.00 U	2.00 U	5.00 U	5.00 U	1.00 U	1.00 U	1.00 U	1.00 U	1.00 U	1.00 U
4/4/18	1.00 U	1.00 U	1.00 U	1.00 U	1.00 U	1.00 U	2.00 U	5.00 U	5.00 U	1.00 U	1.00 U	1.00 U	1.00 U	1.00 U	1.00 U
9/4/18	1.00 U	1.00 U	1.00 U	1.00 U	1.00 U	1.00 U	2.00 U	5.00 U	5.00 U	1.00 U	1.00 U	1.00 U	1.00 U	1.00 U	1.00 U
4/15/19	1.00 U	1.00 U	1.00 U	1.00 U	1.00 U	1.00 U	1.00 U	1.00 U	1.00 U	1.00 U	1.00 U	1.00 U	1.00 U	1.00 U	1.00 U
8/5/19	1.00 U	1.00 U	1.00 U	1.00 U	1.00 U	1.00 U	1.00 U	1.00 U	1.00 U	1.00 U	1.00 U	1.00 U	1.00 U	1.00 U	1.00 U
3/3/20	1.00 U	1.00 U	1.00 U	1.00 U	1.00 U	1.00 U	1.00 U	1.00 U	1.00 U	1.00 U	1.00 U	1.00 U	1.00 U	1.00 U	1.00 U
7/29/20	1.00 U	1.00 U	1.00 U	1.00 U	1.00 U	1.00 U	1.00 U	1.00 U	1.00 U	1.00 U	1.00 U	1.00 U	1.00 U	1.00 U	1.00 U
3/29/21	1.00 U	1.00 U	1.00 U	1.00 U	1.00 U	1.00 U	1.00 U	1.00 U	1.00 U	1.00 U	1.00 U	1.00 U	1.00 U	1.00 U	1.00 U
9/7/21	1.00 U	1.00 U	1.00 U	1.00 U	1.00 U	1.00 U	1.00 U	1.00 U	1.00 U	1.00 U	1.00 U	1.00 U	1.00 U	1.00 U	1.00 U

Gude Landfill
Monitoring Location OB102 - Volatile Organic Compounds

Printed 12/10/21

	trans-1,2-Dichloroethene (ug/L)	trans-1,3-Dichloropropene (ug/L)	trans-1,4-Dichloro-2-butene (ug/L)	Trichloroethene (ug/L)	Trichlorofluoromethane (ug/L)	Vinyl Acetate (ug/L)	Vinyl Chloride (ug/L)	Xylene (ug/L)
MCL/ GWPS	100			5			2	10000
5/1/01	0.22 U	0.13 U	1.00 U	0.19 U	0.18 U	--	--	--
9/4/01	0.22 U	0.13 U	0.14 U	0.19 U	0.18 U	--	--	--
3/12/02	0.22 U	0.13 U	0.14 U	1.00 U	0.18 U	--	--	--
9/16/02	0.22 U	0.13 U	0.14 U	1.00 U	0.18 U	--	--	--
6/2/03	0.22 U	0.13 U	0.14 U	0.19 U	0.18 U	--	--	--
10/8/03	1.00 U	0.13 U	0.14 U	1.00 U	1.00 U	--	2.79	--
3/24/04	0.22 U	0.13 U	1.00 U	0.19 U	0.18 U	--	0.10	--
9/21/04	0.45 U	0.24 U	0.30 U	0.31 U	0.36 U	--	2.98	--
4/6/05	0.45 U	0.24 U	0.30 U	0.31 U	0.36 U	--	0.32 U	--
9/21/05	0.45 U	0.24 U	0.30 U	0.31 U	0.36 U	--	2.33	--
4/5/06	0.45 U	0.24 U	0.30 U	0.31 U	0.36 U	--	0.32 U	--
9/26/06	0.45 U	0.24 U	0.30 U	0.31 U	0.36 U	--	1.11	--
4/17/07	0.45 U	0.24 U	0.30 U	0.31 U	0.36 U	--	0.32 U	--
10/2/07	0.45 U	0.24 U	0.30 U	0.31 U	0.36 U	--	0.32 U	--
3/25/08	0.22 U	0.08 U	--	0.23 U	0.07 U	--	0.22 U	--
9/23/08	0.14 U	0.13 U	--	0.13 U	0.10 U	--	0.80	--
3/10/09	0.14 U	0.13 U	--	0.50 U	0.10 U	--	0.18 U	--
9/21/09	1.00 U	1.00 U	1.00 U	1.00 U	1.00 U	--	1.00 U	--
7/27/10	1.00 U	1.00 U	5.00 U	1.00 U	1.00 U	1.00 U	1.00 U	--
9/20/10	2.00 U	2.00 U	2.00 U	2.00 U	2.00 U	2.00 U	2.00 U	--

Shaded concentrations represent MCL/GWPS exceedances

Printed on Recycled Paper

Gude Landfill

Monitoring Location OB102 - Volatile Organic Compounds

	trans-1,2-Dichloroethene (ug/L)	trans-1,3-Dichloropropene (ug/L)	trans-1,4-Dichloro-2-butene (ug/L)	Trichloroethene (ug/L)	Trichlorofluoromethane (ug/L)	Vinyl Acetate (ug/L)	Vinyl Chloride (ug/L)	Xylene (ug/L)
4/19/11	1.00 U	1.00 U	5.00 U	1.00 U	1.00 U	1.00 U	1.00 U	1.00 U
9/7/11	1.00 U	1.00 U	5.00 U	1.00 U	1.00 U	1.00 U	1.00 U	1.00 U
3/6/12	1.00 U	1.00 U	5.00 U	1.00 U	1.00 U	1.00 U	1.00 U	1.00 U
9/11/12	1.00 U	1.00 U	5.00 U	1.00 U	1.00 U	5.00 U	1.00 U	--
3/21/13	1.00 U	1.00 U	5.00 U	1.00 U	1.00 U	5.00 U	1.00 U	--
9/11/13	1.00 U	1.00 U	5.00 U	1.00 U	1.00 U	5.00 U	1.00 U	--
3/24/14	1.00 U	1.00 U	5.00 U	1.00 U	1.00 U	5.00 U	1.00 U	--
9/2/14	1.00 U	1.00 U	5.00 U	1.00 U	1.00 U	5.00 U	1.00 U	--
3/17/15	1.00 U	1.00 U	5.00 U	1.00 U	1.00 U	5.00 U	1.00 U	--
9/3/15	1.00 U	1.00 U	5.00 U	1.00 U	1.00 U	5.00 U	1.00 U	--
3/17/16	1.00 U	1.00 U	5.00 U	1.00 U	1.00 U	5.00 U	1.00 U	--
8/31/16	1.00 U	1.00 U	5.00 U	1.00 U	1.00 U	5.00 U	1.00 U	--
3/7/17	1.00 U	1.00 U	5.00 U	1.00 U	1.00 U	5.00 U	1.00 U	--
9/11/17	1.00 U	1.00 U	5.00 U	1.00 U	1.00 U	5.00 U	1.00 U	--
4/4/18	1.00 U	1.00 U	5.00 U	1.00 U	1.00 U	5.00 U	1.00 U	--
9/4/18	1.00 U	1.00 U	5.00 U	1.00 U	1.00 U	5.00 U	1.00 U	--
4/15/19	1.00 U	1.00 U	1.00 U	1.00 U	1.00 U	1.00 U	1.00 U	--
8/5/19	1.00 U	1.00 U	1.00 U	1.00 U	1.00 U	1.00 U	1.00 U	--
3/3/20	1.00 U	1.00 U	1.00 U	1.00 U	1.00 U	1.00 U	1.00 U	--
7/29/20	1.00 U	1.00 U	1.00 U	1.00 U	1.00 U	1.00 U	1.00 U	--
3/29/21	1.00 U	1.00 U	1.00 U	1.00 U	1.00 U	1.00 U	1.00 U	--
9/7/21	1.00 U	1.00 U	1.00 U	1.00 U	1.00 U	1.00 U	1.00 U	--

Gude Landfill
Monitoring Location OB105 - General Parameters

Printed 12/10/21

	Alkalinity (mg/L)	Ammonia Nitrogen (mg/L)	Chemical Oxygen Demand (mg/L)	Chloride (mg/L)	Cyanide, Total (mg/L)	Dissolved Oxygen, Field (mg/L)	Hardness (mg/L)	Nitrate (mg/L)	Nitrate+Nitrite (mg/L)	Nitrite (mg/L)	ORP, Field (mV)	pH, Field (SU)	pH, Lab (SU)
MCL/ GWPS					0.2			10		1			
5/1/01	--	--	--	303.4410	0.004	--	--	--	--	--	--	--	--
9/17/02	--	--	--	391.0500	0.001 U	--	--	--	--	--	--	--	--
6/2/03	--	--	--	180.6250	0.008	--	--	--	--	--	--	--	--
10/8/03	--	--	--	--	0.008	--	--	--	--	--	--	--	--
3/23/04	--	--	--	--	0.009	--	--	--	--	--	--	--	--
9/20/04	--	--	--	--	0.005	--	--	--	--	--	--	--	--
4/5/05	--	--	--	--	0.008	--	--	--	--	--	--	--	--
9/21/05	--	--	--	--	0.006	--	--	--	--	--	--	--	--
4/4/06	--	--	--	--	0.002 U	--	--	--	--	--	--	--	--
9/25/06	--	--	--	--	0.003	--	--	--	--	--	--	--	--
4/17/07	--	--	--	--	0.005	--	--	--	--	--	--	--	--
10/3/07	--	--	--	--	0.010 U	--	--	--	--	--	--	--	--
3/25/08	--	--	--	--	--	--	--	--	--	--	--	--	--
9/23/08	--	--	--	--	--	--	--	--	--	--	--	--	--
9/21/09	810.0	12.40	173.0	328.0000	--	--	900.0	0.2000 U	--	--	--	--	--
7/30/10	--	--	--	--	0.050 U	--	--	--	--	--	--	--	--
9/15/10	600.0	5.02	207.0	334.0000	--	--	950.0	0.2000 U	0.20 U	0.05 U	--	--	--
4/25/11	728.0	25.10	92.4	219.0000 J	--	--	576.0	0.9900	1.04	0.05 U	--	--	--
9/15/11	494.0	4.40	83.4	309.0000	--	--	866.0	0.2000 U	0.20 U	0.05 U	--	--	--

Shaded concentrations represent MCL/GWPS exceedances

Printed on Recycled Paper

Gude Landfill
Monitoring Location OB105 - General Parameters

Printed 12/10/21

	Alkalinity (mg/L)	Ammonia Nitrogen (mg/L)	Chemical Oxygen Demand (mg/L)	Chloride (mg/L)	Cyanide, Total (mg/L)	Dissolved Oxygen, Field (mg/L)	Hardness (mg/L)	Nitrate (mg/L)	Nitrate+Nitrite (mg/L)	Nitrite (mg/L)	ORP, Field (mV)	pH, Field (SU)	pH, Lab (SU)
3/13/12	51.0	16.30	140.0	356.0000	--	--	960.0	0.2000 U	0.20 U	0.05 U	--	--	--
9/17/12	522.0	3.48	61.5	337.0000	--	--	908.0	0.2000 U	0.20 U	0.05 U	--	--	--
4/2/13	770.0	13.10	93.4	334.0000	--	0.06	924.0	0.2000 U	0.20 U	0.05 U	200.0	6.61	--
9/16/13	--	--	--	--	--	0.19	820.0	--	--	--	-60.3	6.62	--
9/19/13	--	--	--	--	--	1.50	920.0	--	--	--	69.2	6.18	--
9/23/13	50.0	4.61	56.2	318.0000	--	0.02	940.0	0.2000 U	0.20 U	0.05 U	176.0	6.34	--
3/13/14	774.0	19.30	102.0	307.0000	--	0.51	900.0	0.2000 U	--	--	150.0	6.69	--
9/8/14	645.0	6.80	75.3	336.0000	--	5.15	924.0	0.2000 U	0.20 U	0.05 U	228.0	6.83	--
3/18/15	1250.0	42.50	135.0	339.0000	--	0.00	424.0	0.2000 U	0.20 U	0.05 U	112.0	7.00	--
9/1/15	1100.0	29.10	121.0	320.0000	--	1.07	860.0	0.2690	0.32	0.05 U	77.0	6.68	--
3/16/16	1040.0	29.70	122.0	340.0000	--	0.00	890.0	0.2000 U	0.20 U	0.05 U	67.0	6.80	--
8/30/16	870.0	24.00	112.0	308.0000	--	2.27	660.0	0.2000 U	0.20 U	0.05 U	135.0	6.57	--
3/6/17	1420.0	43.30	148.0	346.0000	--	--	550.0	0.2000 U	0.20 U	0.05 U	93.0	6.96	--
9/12/17	877.0	18.90	90.8	305.0000	--	0.52	400.0	0.2000 U	0.20 U	0.05 U	163.0	6.54	--
3/28/18	1360.0	52.50	224.0	302.0000	--	--	410.0	0.2000 U	0.20 U	0.05 U	-97.0	7.14	--
9/11/18	820.0	17.10	87.4	313.0000	--	--	832.0	0.2000 U	0.20 U	0.05 U	-8.0	6.41	--
4/9/19	1270.0	43.80	131.0	224.0000	--	-0.02	821.0 B	0.7000	--	--	-106.1	6.90	6.97
8/1/19	675.0	6.34	77.2	317.0000	--	0.05	846.0	1.0000	--	--	-11.9	6.05	6.53
3/9/20	1260.0	41.80	137.0	140.0000	--	0.69	1090.0	1.4300	--	--	-81.1	6.79	6.79
7/27/20	929.0	28.70	110.0	288.0000	--	0.43	879.0	0.2000 U	--	--	-17.4	6.46	6.55
3/22/21	1500.0	55.30	150.0	265.0000	--	0.13	823.0	0.0000	--	--	-133.1	7.02	6.99
8/30/21	851.0	15.90	92.2	286.0000	--	0.44	966.0	0.0110 U	--	--	-17.1	6.37	6.47

Gude Landfill
Monitoring Location OB105 - General Parameters

Printed 12/10/21

	Phosphate (mg/L)	Specific Conductivity, Field (uS/cm)	Specific Conductivity, Lab (umhos/cm)	Sulfate, total (mg/L)	Sulfide (mg/L)	Temperature, field (°C)	Total Dissolved Solids (mg/L)	Total Phenolics (mg/L)	Total Suspended Solids (mg/L)	Turbidity (NTU)	Turbidity, Field (NTU)
MCL/ GWPS											
5/1/01	--	--	--	--	--	--	--	--	--	36.000	--
9/17/02	--	--	--	--	--	--	--	--	--	24.300	--
6/2/03	0.034	--	--	--	--	--	--	0	--	31.400	--
10/8/03	0.021	--	--	--	--	--	--	0 U	--	--	--
3/23/04	0.014	--	--	--	--	--	--	0 U	--	--	--
9/20/04	0.095	--	--	--	--	--	--	0 U	--	--	--
4/5/05	0.003 U	--	--	--	--	--	--	0	--	--	--
9/21/05	0.032	--	--	--	--	--	--	0	--	--	--
4/4/06	0.018	--	--	--	--	--	--	0	--	--	--
9/25/06	0.019	--	--	--	--	--	--	0	--	--	--
4/17/07	0.012	--	--	--	--	--	--	0	--	--	--
10/3/07	--	--	--	--	--	--	--	0	--	--	--
3/25/08	--	--	--	--	--	--	--	0	--	--	--
9/23/08	--	--	--	--	--	--	--	0	--	--	--
9/21/09	--	--	--	346.00	--	--	1736.0	--	--	1215.000	--
7/30/10	--	--	--	--	2.9 J	--	--	--	--	--	--
9/15/10	--	--	--	309.00	--	--	1876.0	--	--	3430.000	--
4/25/11	--	--	--	139.00 J	--	--	1320.0	--	--	240.000	--
9/15/11	--	--	--	314.00	--	--	1872.0	--	--	--	--

Gude Landfill

Monitoring Location OB105 - General Parameters

	Phosphate (mg/L)	Specific Conductivity, Field (uS/cm)	Specific Conductivity, Lab (umhos/cm)	Sulfate, total (mg/L)	Sulfide (mg/L)	Temperature, field (°C)	Total Dissolved Solids (mg/L)	Total Phenolics (mg/L)	Total Suspended Solids (mg/L)	Turbidity (NTU)	Turbidity, Field (NTU)
3/13/12	--	--	--	312.00	--	--	1776.0	--	--	--	--
9/17/12	--	--	--	289.00	--	--	1628.0	--	--	--	--
4/2/13	--	3.0	--	240.00	--	13.8	1784.0	--	--	--	1721.00
9/16/13	--	2.2	--	--	--	17.7	--	--	--	120.000	6.49
9/19/13	--	2.1	--	--	--	13.5	--	--	--	1100.000	820.00
9/23/13	--	2224.0	--	299.00	--	17.1	1606.0	--	--	--	728.00
3/13/14	--	2477.0	--	267.00	--	13.2	1600.0	--	--	--	335.00
9/8/14	--	2473.0	--	287.00	--	15.7	1608.0	--	--	--	1070.00
3/18/15	--	2920.0	--	137.00	--	12.2	1792.0	--	--	--	258.30
9/1/15	--	2099.0	--	190.00	--	19.0	1747.0	--	--	--	39.80
3/16/16	--	2888.0	--	189.00	--	14.6	1770.0	--	--	--	314.50
8/30/16	--	2561.0	--	208.00	--	19.5	1620.0	--	--	--	143.00
3/6/17	--	3147.0	--	134.00	--	12.6	1960.0	--	--	--	44.40
9/12/17	--	2879.0	--	267.00	--	18.0	1660.0	--	--	--	13.50
3/28/18	--	3078.0	--	60.70	--	11.4	1770.0	--	--	--	60.80
9/11/18	--	2710.0	--	240.00	--	18.7	1600.0	--	--	--	8.90
4/9/19	--	3590.0	2950.0	150.00	--	13.3	1730.0	--	50.3	204.000	19.50
8/1/19	--	2.4	2420.0	267.00	--	16.6	1630.0	--	163.0	113.000	79.00
3/9/20	--	2923.0	3130.0	114.00	--	13.3	1830.0	--	55.4	266.000	8.90
7/27/20	--	2917.0	2860.0	191.00	--	22.8	1680.0	--	31.9	145.000	34.50
3/22/21	--	3455.0	3100.0	65.80	--	13.8	1860.0	--	131.0	298.000	68.90
8/30/21	--	2735.0	2630.0	0.30 U	--	24.1	1600.0	--	128.0	64.900	17.00

Gude Landfill
Monitoring Location OB105 - Dissolved Metals

Printed 12/10/21

	Antimony, dissolved (mg/L)	Arsenic, dissolved (mg/L)	Barium, dissolved (mg/L)	Beryllium, dissolved (mg/L)	Cadmium, dissolved (mg/L)	Calcium, dissolved (mg/L)	Chromium, dissolved (mg/L)	Cobalt, dissolved (mg/L)	Copper, dissolved (mg/L)	Iron, dissolved (mg/L)	Lead, dissolved (mg/L)	Magnesium, dissolved (mg/L)	Manganese, dissolved (mg/L)	Mercury, dissolved (mg/L)
MCL/ GWPS	0.006	0.01	2	0.004	0.005		0.1				0.015			0.002
4/25/11	0.005 U	0.005 U	0.189	0.005 U	0.005 U	92.9	0.01 U	0.01	0.005	7.2	0.005 U	84.6	1.550	0.0002 U
9/15/11	--	--	--	--	--	--	--	--	--	--	--	--	--	--
3/13/12	0.005 U	0.008	0.208	0.005 U	0.005 U	165.0	0.01 U	0.01	0.005	14.1	0.005 U	156.2	3.370	0.0002 U
9/17/12	0.005 U	0.007	0.111	0.005 U	0.005 U	171.0	0.01 U	0.01	0.005	7.2	0.005 U	119.0	2.830	0.0002 U
4/2/13	0.005 U	0.009	0.152	0.005 U	0.005 U	160.0	0.01 U	0.02	0.015	8.4	0.005 U	130.0	5.090	0.0002 U
9/16/13	--	--	--	--	--	--	--	--	--	--	--	--	--	--
9/19/13	--	--	--	--	--	--	--	--	--	--	--	--	--	--
9/23/13	0.010 U	0.010 U	0.122	0.005 U	0.010 U	173.1	0.01 U	0.01 U	0.010 U	5.6	0.010 U	125.6	3.380	0.0002 U
3/13/14	0.005 U	0.005 U	0.242	0.005 U	0.005 U	144.0	0.01 U	0.01 U	0.005 U	7.6	0.005 U	121.0	1.910	0.0002 U
9/8/14	0.005 U	0.005 U	0.142	0.005 U	0.005 U	158.0	0.01 U	0.01	0.008	4.2	0.005 U	119.0	4.490	0.0002 U
3/18/15	0.002 U	0.006	0.360	0.002 U	0.004 U	150.0	0.01 U	0.01	0.003 J	15.0	0.002 U	150.0	3.200	0.0002 U
9/1/15	0.001 U	0.006	0.240	0.001 U	0.001 U	150.0	0.01 U	0.01	0.005 U	9.6	0.001 U	130.0	4.400	0.0002 U
3/16/16	0.005 U	0.005 U	0.362	0.005 U	0.005 U	--	0.01 U	0.01	0.007	--	0.005 U	--	3.600	0.0002 U
8/30/16	0.002 U	0.004	0.231	0.002 U	0.002 U	132.0	0.00 U	0.01	0.010	8.0	0.002 U	113.0	2.290	0.0002 U
3/6/17	0.005 U	0.005 U	0.410	0.005 U	0.005 U	138.0	0.01 U	0.01	0.007	16.8	0.005 U	135.0	2.960	0.0002 U
9/12/17	0.005 U	0.005 U	0.215	0.005 U	0.005 U	157.0	0.01 U	0.01	0.116	7.5	0.005 U	128.0	3.700	0.0002 U
3/28/18	0.002 U	0.007	0.533	0.002 U	0.002 U	101.0	0.01	0.01	0.002 U	12.8	0.002 U	127.0	1.450	0.0002 U
9/11/18	0.002 U	0.008	0.225	0.002 U	0.002 U	143.0	0.02	0.01	0.002 U	6.2	0.002 U	117.0	3.390	0.0002 U

Gude Landfill

Monitoring Location OB105 - Dissolved Metals

	Nickel, dissolved (mg/L)	Potassium, dissolved (mg/L)	Selenium, dissolved (mg/L)	Silver, dissolved (mg/L)	Sodium, dissolved (mg/L)	Thallium, dissolved (mg/L)	Vanadium, dissolved (mg/L)	Zinc, dissolved (mg/L)
MCL/ GWPS			0.05			0.002		
4/25/11	0.01	61.4	0.010	0.01 U	216.0	0.005 U	0.01 U	0.093
9/15/11	0.05	--	--	--	--	--	--	--
3/13/12	0.28	51.0	0.026	0.01 U	242.0	0.005 U	0.01 U	0.010
9/17/12	0.07	12.8	0.025	0.01 U	179.0	0.005 U	0.01 U	0.016
4/2/13	0.10	25.7	0.030	0.01 U	279.0	0.005 U	0.01 U	0.009
9/16/13	0.01	--	--	--	--	--	--	--
9/19/13	0.10	--	--	--	--	--	--	--
9/23/13	0.07	12.7	0.017	0.01 U	190.0	0.010 U	0.01 U	0.017
3/13/14	0.03	46.4	0.019	0.01 U	188.0	0.005 U	0.01 U	0.018
9/8/14	0.03	18.1	0.013	0.01 U	194.0	0.005 U	0.01 U	0.045
3/18/15	0.03	88.0	0.017 J	0.01 U	330.0	0.002 U	0.01 U	0.016
9/1/15	0.01	55.0	0.017	0.00 U	280.0	0.001 U	0.01 U	0.060
3/16/16	0.02	58.3	0.011	0.01 U	--	0.005 U	0.01 U	0.020
8/30/16	0.02	55.8	0.010	0.00 U	237.0	0.001 U	0.00 U	0.045
3/6/17	0.02	78.2	0.012	0.01 U	323.0	0.005 U	0.01 U	0.010
9/12/17	0.02	41.5	0.008	0.01 U	232.0	0.005 U	0.01 U	0.101
3/28/18	0.01	102.0	0.014	0.00 U	361.0	0.001 U	0.01	0.010
9/11/18	0.03	41.9	0.016	0.00 U	216.0	0.001 U	0.01	0.012

Gude Landfill
Monitoring Location OB105 - Total Metals

Printed 12/10/21

	Antimony, total (mg/L)	Arsenic, total (mg/L)	Barium, total (mg/L)	Beryllium, total (mg/L)	Boron, total (mg/L)	Cadmium, total (mg/L)	Calcium, total (mg/L)	Chromium, total (mg/L)	Cobalt, total (mg/L)	Copper, total (mg/L)	Iron, total (mg/L)	Lead, total (mg/L)
MCL/ GWPS	0.006	0.01	2	0.004		0.005		0.1				0.015
5/1/01	0.0007 U	0.0027	0.1043	0.0005 U	--	0.0020 U	--	0.0035	0.0061	0.0319	--	0.00310
9/17/02	0.0020 U	0.0184	0.1957	0.0020 U	--	0.0020 U	--	0.0068	0.0095	0.0177	--	0.00390
6/2/03	0.0007 U	0.0020	0.0954	0.0004 U	--	0.0020 U	--	0.0042	0.0064	0.0190	--	0.00540
10/8/03	0.0009 U	0.0020 U	0.1666	0.0016 U	--	0.0007 U	--	0.0025	0.0051	0.0416	--	0.00200 U
3/23/04	0.0009 U	0.0050	0.2607	0.0016 U	--	0.0007 U	--	0.0028	0.0173	0.0100 U	--	0.00240
9/20/04	0.0028 U	0.0020 U	0.1224	0.0012 U	--	0.0020 U	--	0.0026	0.0045	0.0130	--	0.00200
4/5/05	0.0028 U	0.0070	0.5120	0.0012 U	--	0.0020	--	0.0051	0.0146	0.0156	--	0.00200 U
9/21/05	0.0028 U	0.0023	0.2067	0.0012 U	--	0.0020	--	0.0027	0.0070	0.0654	--	0.00330
4/4/06	0.0006 U	0.0058	0.2254	0.0007 U	--	0.0079	--	0.0028	0.0077	0.0148	--	0.00330
9/25/06	0.0007 U	0.0027	0.2080	0.0009 U	--	0.0125	--	0.0024	0.0054	0.0103	--	0.00200 U
4/17/07	0.0007 U	0.0041	0.2161	0.0009 U	2.469	--	--	0.0020 U	0.0073	0.0094	--	0.00200 U
10/3/07	0.0020 U	0.0057	0.1660	0.0009 U	1.541	--	--	0.0057	0.0116	0.0217	--	0.00330
3/25/08	0.0005 U	0.0064	0.2560	0.0010 U	1.151	--	--	0.0044	0.0120	0.0184	--	0.00210
9/23/08	0.0010 U	0.0044	0.1682	0.0020 U	4.000 U	--	--	0.0040 U	0.0077	0.0120	--	0.00400 U
3/9/09	0.0010 U	0.0100 U	0.4660	0.0012 U	4.152	--	--	0.0100 U	0.0108	0.0134	--	0.00070 U
9/21/09	0.0020 U	0.0120	0.3040	0.0026	--	0.0047	156.00	0.0717	0.1010	0.1120	85.3000	0.02680
7/30/10	0.0010 U	0.0052	0.2000	0.0014	--	0.0010 U	--	0.0720	0.0460	0.0430	--	0.00880
9/15/10	0.0050 U	0.0109	0.2580	0.0050 U	--	0.0050 U	165.00	0.0808	0.1960	0.1730	110.0000	0.03320
4/25/11	0.0050 U	0.0050 U	0.2180	0.0050 U	--	0.0050 U	92.20	0.0106	0.0202	0.0277	17.1000 U	0.00500 U
9/15/11	0.0050 U	0.0050 U	0.1570	0.0050 U	--	0.0050 U	170.00	0.0184	0.0345	0.0237	19.9600	0.01500
3/13/12	0.0050 U	0.0147	0.6010	0.0112	--	0.0109	160.00	0.1660	0.2000	0.2930	253.0000	0.07260
9/17/12	0.0050 U	0.0090	0.1380	0.0050 U	--	0.0050 U	167.00	0.0236	0.0316	0.0417	26.7000	0.01550
4/2/13	0.0050 U	0.0094	0.2330	0.0050 U	--	0.0050 U	168.00	0.0434	0.0540	0.0906	50.7000	0.01640

Shaded concentrations represent MCL/GWPS exceedances

Printed on Recycled Paper

Gude Landfill
Monitoring Location OB105 - Total Metals

Printed 12/10/21

	Antimony, total (mg/L)	Arsenic, total (mg/L)	Barium, total (mg/L)	Beryllium, total (mg/L)	Boron, total (mg/L)	Cadmium, total (mg/L)	Calcium, total (mg/L)	Chromium, total (mg/L)	Cobalt, total (mg/L)	Copper, total (mg/L)	Iron, total (mg/L)	Lead, total (mg/L)
9/16/13	0.0050 U	0.0018	0.2600	0.0010 U	--	0.0010 U	130.00	0.0016	0.0064	0.0013	11.0000	0.00100 U
9/19/13	0.0050 U	0.0078	0.1900	0.0033	--	0.0015	170.00	0.0370	0.0480	0.0580	41.0000	0.04200
9/23/13	0.0050 U	0.0058	0.1440	0.0050 U	--	0.0050 U	169.00	0.0235	0.0306	0.0415	24.7000	0.01040
3/13/14	0.0050 U	0.0050 U	0.2770	0.0050 U	--	0.0050 U	147.00	0.0213	0.0214	0.0321	27.2000	0.00748
9/8/14	0.0050 U	0.0050 U	0.3370	0.0050 U	--	0.0050 U	166.00	0.0574	0.0436	0.0958	75.4000	0.02800
3/18/15	0.0020 U	0.0070	0.3900	0.0020 U	--	0.0040 U	140.00	0.0087 J	0.0190	0.0210	27.0000	0.00370
9/1/15	0.0010 U	0.0061	0.2800	0.0010 U	--	0.0005 U	150.00	0.0050 U	0.0110	0.0050 U	14.0000	0.00100 U
3/16/16	0.0050 U	0.0050 U	0.3810	0.0050 U	--	0.0050 U	--	0.0050 U	0.0129	0.0150	--	0.00500 U
8/30/16	0.0020 U	0.0035	0.2450	0.0020 U	--	0.0020 U	136.00	0.0065	0.0105	0.0159	13.1000	0.00345
3/6/17	0.0050 U	0.0050 U	0.4520	0.0050 U	--	0.0050 U	143.00	0.0050 U	0.0088	0.0102	19.6000	0.00500 U
9/12/17	0.0050 U	0.0050 U	0.2260	0.0050 U	--	0.0050 U	154.00	0.0050 U	0.0079	0.0074	9.5500	0.00500 U
3/28/18	0.0050 U	0.0075	0.5820	0.0050 U	--	0.0050 U	110.00	0.0050 U	0.0070	0.0093	19.6000	0.00500 U
9/11/18	0.0050 U	0.0055	0.2300	0.0050 U	--	0.0050 U	142.00	0.0050 U	0.0073	0.0050 U	6.6700	0.00500 U
4/9/19	0.0010 U	0.0027	0.5660	0.0010 U	--	0.0010 U	115.00	0.0021	0.0066	0.0020	21.4000	0.00100 U
8/1/19	0.0010 U	0.0031	0.1340	0.0010 U	--	0.0010 U	139.00	0.0096	0.0126	0.0141	14.4000	0.00339
3/9/20	0.0010 U	0.0026	0.5700	0.0010 U	--	0.0010 U	139.00	0.0041	0.0076	0.0012	22.5000	0.00100 U
7/27/20	0.0010 U	0.0031	0.3640	0.0010 U	--	0.0010 U	128.00	0.0024	0.0062	0.0154	13.7000	0.00100 U
3/22/21	0.0010 U	0.0039	0.5820	0.0010 U	--	0.0010 U	103.00	0.0040	0.0086	0.0070 B	26.7000	0.00121
8/30/21	0.0010 U	0.0018	0.1900	0.0010 U	--	0.0010 U	152.00	0.0035	0.0098	0.0037	7.8700	0.00100 U

Gude Landfill
Monitoring Location OB105 - Total Metals

Printed 12/10/21

	Magnesium, total (mg/L)	Manganese, total (mg/L)	Mercury, total (mg/L)	Nickel, total (mg/L)	Potassium, total (mg/L)	Selenium, total (mg/L)	Silver, total (mg/L)	Sodium, total (mg/L)	Thallium, total (mg/L)	Tin, total (mg/L)	Vanadium, total (mg/L)
MCL/ GWPS			0.002			0.05			0.002		
5/1/01	--	1.26800	0.000100 U	0.0096	--	0.00600	0.0052 U	--	0.0009 U	0.2000 U	0.00340
9/17/02	--	2.30100	0.000100 U	0.0185	--	0.04620	0.0262	--	0.0010	0.0008 U	0.00030 U
6/2/03	--	0.87840	0.000200 U	0.0140	--	0.00260	0.0096 U	--	0.0010 U	0.0008 U	0.00710
10/8/03	--	1.85000	0.000200 U	0.0092	--	0.00510	0.0022 U	--	0.0004 U	0.0003 U	0.00340
3/23/04	--	2.04600	0.000200 U	0.0137	--	0.00490	0.0022 U	--	0.0004 U	0.0003 U	0.00380
9/20/04	--	1.11200	0.000100 U	0.0088	--	0.00360	0.0018 U	--	0.0006 U	0.0003 U	0.00320
4/5/05	--	2.10050	0.000100 U	0.0145	--	0.00700	0.0018 U	--	0.0006 U	0.0050 U	0.00600
9/21/05	--	2.23700	0.000100 U	0.0141	--	0.00440	0.0018 U	--	0.0006 U	0.0050 U	0.00370
4/4/06	--	0.00200 U	0.000100 U	0.0111	--	0.01350	0.0004 U	--	0.0004 U	0.0050 U	0.00230
9/25/06	--	1.48100	--	0.0103	--	0.00400	0.0005 U	--	0.0007 U	0.0050 U	0.00200 U
4/17/07	--	--	0.000200 U	0.0091	--	0.00870	0.0005 U	--	0.0007 U	0.0500 U	0.00200 U
10/3/07	--	--	0.000400	0.0200	--	0.01200	0.0005 U	--	0.0007 U	0.0020 U	0.00770
3/25/08	--	--	0.000200 U	0.0142	--	0.01190	0.0008 U	--	0.0006 U	0.0500 U	0.00420
9/23/08	--	--	0.000200 U	0.0143	--	0.01000	0.0016 U	--	0.0012 U	0.0020 U	0.00400 U
3/9/09	--	--	0.000200 U	0.0116	--	0.01300	0.0043 U	--	0.0008 U	0.0011 U	0.01000 U
9/21/09	129.000	3.58000	0.003800	0.1740	35.700	0.01930	0.0020 U	286.00	0.0020 U	--	0.07890
7/30/10	--	--	0.001300	0.1100	--	0.00070 J	0.0010 U	--	0.0010 U	0.0030 J	0.03400
9/15/10	132.000	3.76000	0.003070	0.2280	19.300	0.02140	0.0050 U	174.00	0.0050 U	--	0.13600
4/25/11	96.500	1.68000	0.000260	0.0258	61.300	0.01020	0.0050 U	202.00	0.0050 U	--	0.01940
9/15/11	132.000	2.66000	0.001010	--	15.000	0.00977	0.0050 U	183.57	0.0050 U	--	0.03310
3/13/12	168.000	6.03000	0.006450	0.0260	58.600	0.01980	0.0050 U	226.00	0.0050 U	--	0.36300
9/17/12	116.000	3.07000	0.001730	0.0364	12.900	0.02250	0.0050 U	167.00	0.0050 U	--	0.04920
4/2/13	139.000	4.65000	0.000842	0.0364	33.300	0.02760	0.0050 U	279.00	0.0050 U	--	0.08110

Shaded concentrations represent MCL/GWPS exceedances

Printed on Recycled Paper

Gude Landfill
Monitoring Location OB105 - Total Metals

Printed 12/10/21

	Magnesium, total (mg/L)	Manganese, total (mg/L)	Mercury, total (mg/L)	Nickel, total (mg/L)	Potassium, total (mg/L)	Selenium, total (mg/L)	Silver, total (mg/L)	Sodium, total (mg/L)	Thallium, total (mg/L)	Tin, total (mg/L)	Vanadium, total (mg/L)
9/16/13	120.000	2.10000	0.000200 U	--	70.000	0.00100 U	0.0010 U	280.00	0.0010 U	--	0.00500 U
9/19/13	120.000	3.10000	0.001400	--	12.000	0.00069 J	0.0010 U	150.00	0.0010 U	--	0.09200
9/23/13	127.000	3.53000	0.000956	0.0306	15.400	0.01570	0.0050 U	184.00	0.0050 U	--	0.03620
3/13/14	128.000	1.91000	0.000610	0.0508	51.500	0.01690	0.0050 U	224.00	0.0050 U	--	0.03070
9/8/14	137.000	5.17000	0.004373	0.0915	23.400	0.01440	0.0050 U	207.90	0.0050 U	--	0.08960
3/18/15	150.000	3.10000	0.000320	0.0037 J	89.000	0.01300 J	0.0100 U	320.00	0.0020 U	--	0.01600
9/1/15	130.000	4.70000	0.000200 U	0.0100 J	65.000	0.01600	0.0010 U	300.00	0.0010 U	--	0.00500 U
3/16/16	--	3.54000	0.000200 U	0.0211	69.300	0.01110	0.0050 U	--	0.0050 U	--	0.00500 U
8/30/16	115.000	2.76000	0.000200 U	0.0252	51.400	0.00957	0.0020 U	233.00	0.0010 U	--	0.00977
3/6/17	144.000	2.74000	0.000200 U	0.0157	86.300	0.01150	0.0050 U	346.00	0.0050 U	--	0.00500 U
9/12/17	126.000	3.46000	0.000200 U	0.0222	44.600	0.00790	0.0050 U	245.00	0.0050 U	--	0.00500 U
3/28/18	135.000	1.41000	0.000200 U	0.0129	112.000	0.00500 U	0.0050 U	337.00	0.0050 U	--	0.00500 U
9/11/18	116.000	3.44000	0.000200 U	0.0216	43.500	0.01580	0.0050 U	220.00	0.0050 U	--	0.00500 U
4/9/19	138.000	1.90000	0.000100 U	0.0108	85.700	0.00100 U	0.0010 U	253.00	0.0010 U	--	0.00130
8/1/19	121.000	5.52000	0.000315	0.0381	15.800	0.00138	0.0010 U	194.00	0.0010 U	--	0.01150
3/9/20	180.000	2.51000	0.000100 U	0.0150	89.900	0.00100 U	0.0010 U	360.00	0.0010 U	--	0.00203
7/27/20	136.000	2.29000	0.000100 U	0.0181	65.500	0.00100 U	0.0010 U	253.00	0.0010 U	--	0.00131
3/22/21	137.000	1.81000	0.000113	0.0119	93.500	0.00127	0.0010 U	307.00	0.0010 U	--	0.00497
8/30/21	143.000	5.45000	0.000100 U	0.0274	34.500	0.00100 U	0.0010 U	238.00	0.0010 U	--	0.00364

Gude Landfill
Monitoring Location OB105 - Total Metals

Printed 12/10/21

	Zinc, total (mg/L)
MCL/ GWPS	
5/1/01	--
9/17/02	--
6/2/03	--
10/8/03	--
3/23/04	--
9/20/04	--
4/5/05	--
9/21/05	--
4/4/06	--
9/25/06	--
4/17/07	0.01750
10/3/07	0.07990
3/25/08	0.11310
9/23/08	0.03520
3/9/09	0.05010
9/21/09	0.55600
7/30/10	0.17000
9/15/10	0.76500
4/25/11	0.15300
9/15/11	0.15000
3/13/12	0.97500
9/17/12	0.25200
4/2/13	0.26300

Gude Landfill
Monitoring Location OB105 - Total Metals

Printed 12/10/21

	Zinc, total (mg/L)	
9/16/13	2.00000	U
9/19/13	0.49000	
9/23/13	0.15700	
3/13/14	0.18000	
9/8/14	0.39100	
3/18/15	0.07600	
9/1/15	0.08500	
3/16/16	0.03790	
8/30/16	0.05990	
3/6/17	0.02200	
9/12/17	0.04090	
3/28/18	0.05190	
9/11/18	0.01910	
4/9/19	0.02610	B
8/1/19	0.08780	B
3/9/20	0.01670	
7/27/20	0.04230	
3/22/21	0.13800	
8/30/21	0.05000	

Gude Landfill

Printed 12/10/21

Monitoring Location OB105 - Volatile Organic Compounds

	1,1,1,2-Tetrachloroethane (ug/L)	1,1,1-Trichloroethane (ug/L)	1,1,2-Tetrachloroethane (ug/L)	1,1,2-Trichloroethane (ug/L)	1,1-Dichloroethane (ug/L)	1,1-Dichloroethene (ug/L)	1,1-Dichloropropene (ug/L)	1,2,3-Trichloropropane (ug/L)	1,2-Dibromo-3-chloropropane (ug/L)	1,2-Dibromoethane (ug/L)	1,2-Dichlorobenzene (ug/L)	1,2-Dichloroethane (ug/L)	1,2-Dichloropropane (ug/L)	1,3-Dichloropropane (ug/L)	1,4-Dichlorobenzene (ug/L)
MCL/ GWPS	200		5		7				0.2	0.05	600	5	5		75
5/1/01	0.18 U	0.15 U	0.23 U	0.22 U	0.19 U	0.15 U	0.22 U	1.00 U	0.14 U	0.20 U	10.00 U	0.17 U	0.21 U	0.19 U	10.00 U
9/17/02	0.18 U	0.15 U	0.23 U	0.22 U	0.19 U	0.15 U	0.22 U	0.21 U	0.14 U	0.20 U	10.00 U	0.17 U	0.21 U	0.19 U	10.00 U
6/2/03	0.18 U	0.15 U	0.23 U	0.22 U	0.19 U	0.15 U	0.22 U	0.21 U	0.14 U	0.20 U	10.00 U	0.17 U	0.21 U	0.19 U	10.00 U
10/8/03	0.18 U	0.15 U	0.23 U	0.22 U	0.19 U	0.15 U	0.22 U	0.21 U	0.14 U	0.20 U	1.00 U	0.17 U	0.21 U	0.19 U	1.00 U
3/23/04	0.18 U	0.15 U	0.23 U	0.22 U	0.19 U	0.15 U	0.22 U	0.21 U	1.00 U	0.20 U	10.00 U	0.17 U	0.21 U	0.19 U	10.00 U
9/20/04	0.13 U	0.24 U	0.44 U	0.25 U	0.27 U	0.37 U	0.35 U	0.40 U	0.33 U	0.28 U	10.00 U	0.27 U	0.34 U	0.33 U	10.00 U
4/5/05	0.13 U	0.24 U	0.44 U	0.25 U	0.27 U	0.37 U	0.35 U	0.40 U	0.33 U	0.28 U	10.00 U	0.27 U	0.34 U	0.33 U	10.00 U
9/21/05	0.13 U	0.24 U	0.44 U	0.25 U	0.27 U	0.37 U	0.35 U	0.40 U	0.33 U	0.28 U	10.00 U	0.27 U	0.34 U	0.33 U	10.00 U
4/4/06	0.13 U	0.24 U	0.44 U	0.25 U	0.27 U	0.37 U	0.35 U	0.40 U	0.33 U	0.28 U	10.00 U	0.27 U	0.34 U	0.33 U	10.00 U
9/25/06	0.13 U	0.24 U	0.44 U	0.25 U	0.27 U	0.37 U	0.35 U	0.40 U	0.33 U	0.28 U	10.00 U	0.27 U	0.34 U	0.33 U	10.00 U
4/17/07	0.13 U	0.24 U	0.44 U	0.25 U	0.27 U	0.37 U	0.35 U	0.40 U	0.33 U	0.28 U	10.00 U	0.27 U	0.34 U	0.33 U	10.00 U
10/3/07	0.13 U	0.24 U	0.44 U	0.25 U	0.27 U	0.37 U	0.35 U	0.40 U	0.33 U	0.28 U	10.00 U	0.27 U	0.34 U	0.33 U	10.00 U
3/25/08	0.18 U	0.18 U	0.21 U	0.23 U	0.22 U	0.18 U	0.26 U	0.14 U	0.24 U	0.16 U	0.25 U	0.18 U	0.17 U	0.20 U	10.00 U
9/23/08	0.12 U	0.17 U	0.14 U	0.17 U	0.14 U	0.15 U	0.13 U	0.17 U	0.20 U	0.08 U	0.10 U	0.13 U	0.15 U	0.13 U	1.46
3/9/09	0.12 U	0.17 U	0.14 U	0.17 U	0.14 U	0.15 U	0.13 U	0.17 U	0.20 U	0.08 U	10.00 U	0.13 U	0.15 U	0.13 U	10.00 U
9/21/09	1.00 U	1.00 U	1.00 U	1.00 U	1.00 U	1.00 U	1.00 U	1.00 U	1.00 U	1.00 U	1.00 U	1.00 U	1.00 U	0.23 J	1.00 U
7/30/10	1.00 U	1.00 U	1.00 U	1.00 U	1.00 U	1.00 U	1.00 U	1.00 U	10.00 U	1.00 U	1.00 U	1.00 U	1.00 U	1.00 U	3.00
9/15/10	2.00 U	2.00 U	2.00 U	2.00 U	2.00 U	2.00 U	2.00 U	2.00 U	2.00 U	2.00 U	2.00 U	2.00 U	2.00 U	0.55 J	2.00 U
4/25/11	1.00 U	1.00 U	1.00 U	1.00 U	1.00 U	1.00 U	--	1.00 U	1.00 U	1.00 U	1.00 U	1.00 U	1.00 U	--	1.00 U
9/15/11	1.00 U	1.00 U	1.00 U	1.00 U	1.00 U	1.00 U	--	1.00 U	1.00 U	1.00 U	1.00 U	1.00 U	1.00 U	--	1.00 U

Shaded concentrations represent MCL/GWPS exceedances

Printed on Recycled Paper

Gude Landfill

Printed 12/10/21

Monitoring Location OB105 - Volatile Organic Compounds

	1,1,1,2-Tetrachloroethane (ug/L)	1,1,1-Trichloroethane (ug/L)	1,1,1,2-Tetrachloroethane (ug/L)	1,1,1,2-Trichloroethane (ug/L)	1,1-Dichloroethane (ug/L)	1,1-Dichloroethene (ug/L)	1,1-Dichloropropene (ug/L)	1,2,3-Trichloropropane (ug/L)	1,2-Dibromo-3-chloropropane (ug/L)	1,2-Dibromoethane (ug/L)	1,2-Dichlorobenzene (ug/L)	1,2-Dichloroethane (ug/L)	1,2-Dichloropropane (ug/L)	1,3-Dichloropropane (ug/L)	1,4-Dichlorobenzene (ug/L)
3/13/12	1.00 U	1.00 U	1.00 U	1.00 U	1.00 U	1.00 U	--	1.00 U	1.00 U	1.00 U	1.00 U	1.00 U	1.00 U	1.00 U	3.90
9/17/12	1.00 U	1.00 U	1.00 U	1.00 U	1.00 U	1.00 U	1.00 U	1.00 U	1.00 U	1.00 U	1.00 U	1.00 U	1.00 U	1.00 U	4.51
4/2/13	1.00 U	1.00 U	1.00 U	1.00 U	1.00 U	1.00 U	1.00 U	1.00 U	1.00 U	1.00 U	1.00 U	1.00 U	1.00 U	1.00 U	7.03
9/23/13	1.00 U	1.00 U	1.00 U	1.00 U	1.00 U	1.00 U	1.00 U	1.00 U	1.00 U	1.00 U	1.00 U	1.00 U	1.00 U	1.00 U	1.00 U
3/13/14	1.00 U	1.00 U	1.00 U	1.00 U	1.00 U	1.00 U	1.00 U	1.00 U	1.00 U	1.00 U	--	1.00 U	1.00 U	1.00 U	3.66
9/8/14	1.00 U	1.00 U	1.00 U	1.00 U	1.00 U	1.00 U	1.00 U	1.00 U	1.00 U	1.00 U	1.00 U	1.00 U	1.00 U	1.00 U	4.22
3/18/15	1.00 U	1.00 U	1.00 U	1.00 U	1.00 U	1.00 U	1.00 U	1.00 U	1.00 U	1.00 U	1.00 U	1.00 U	1.00 U	1.00 U	1.78
9/1/15	1.00 U	1.00 U	1.00 U	1.00 U	1.00 U	1.00 U	1.00 U	1.00 U	1.00 U	1.00 U	1.00 U	1.00 U	1.00 U	1.00 U	2.37
3/16/16	1.00 U	1.00 U	1.00 U	1.00 U	1.00 U	1.00 U	1.00 U	1.00 U	1.00 U	1.00 U	1.00 U	1.00 U	1.00 U	1.00 U	3.05
8/30/16	1.00 U	1.00 U	1.00 U	1.00 U	1.00 U	1.00 U	1.00 U	1.00 U	1.00 U	1.00 U	1.00 U	1.00 U	1.00 U	1.00 U	1.88
3/6/17	1.00 U	1.00 U	1.00 U	1.00 U	1.00 U	1.00 U	1.00 U	1.00 U	1.00 U	1.00 U	1.00 U	1.00 U	1.00 U	1.00 U	2.87
9/12/17	1.00 U	1.00 U	1.00 U	1.00 U	1.00 U	1.00 U	1.00 U	1.00 U	1.00 U	1.00 U	1.00 U	1.00 U	1.00 U	1.00 U	3.52
3/28/18	1.00 U	1.00 U	1.00 U	1.00 U	1.00 U	1.00 U	1.00 U	1.00 U	1.00 U	1.00 U	1.00 U	1.00 U	1.00 U	1.00 U	1.00 U
9/11/18	1.00 U	1.00 U	1.00 U	1.00 U	1.00 U	1.00 U	1.00 U	1.00 U	1.00 U	1.00 U	1.00 U	1.00 U	1.00 U	1.00 U	2.61
4/9/19	1.00 U	1.00 U	1.00 U	1.00 U	1.00 U	1.00 U	1.00 U	1.00 U	1.00 U	1.00 U	1.00 U	1.00 U	1.00 U	1.00 U	1.00 U
8/1/19	1.00 U	1.00 U	1.00 U	1.00 U	1.00 U	1.00 U	1.00 U	1.00 U	1.00 U	1.00 U	1.00 U	1.00 U	1.00 U	1.00 U	3.70
3/9/20	1.00 U	1.00 U	1.00 U	1.00 U	1.00 U	1.00 U	1.00 U	1.00 U	1.00 U	1.00 U	1.00 U	1.00 U	1.00 U	1.00 U	1.20
7/27/20	1.00 U	1.00 U	1.00 U	1.00 U	1.00 U	1.00 U	1.00 U	1.00 U	0.05 U	0.02 U	1.00 U	1.00 U	1.00 U	1.00 U	2.70
3/22/21	1.00 U	1.00 U	1.00 U	1.00 U	1.00 U	1.00 U	1.00 U	1.00 U	0.05 U	0.02 U	1.00 U	1.00 U	1.00 U	1.00 U	1.00 U
8/30/21	1.00 U	1.00 U	1.00 U	1.00 U	1.00 U	1.00 U	1.00 U	1.00 U	0.05 U	0.02 U	1.00 U	1.00 U	1.00 U	1.00 U	3.00

Gude Landfill
Monitoring Location OB105 - Volatile Organic Compounds

Printed 12/10/21

	2,2-Dichloropropane (ug/L)	2-Butanone (ug/L)	2-Hexanone (ug/L)	4-Methyl-2-Pentanone (ug/L)	Acetone (ug/L)	Acrylonitrile (ug/L)	Benzene (ug/L)	Bromochloromethane (ug/L)	Bromodichloromethane (ug/L)	Bromoform (ug/L)	Bromomethane (ug/L)	Carbon Disulfide (ug/L)	Carbon Tetrachloride (ug/L)	Chlorobenzene (ug/L)	Chloroethane (ug/L)
MCL/ GWPS							5		80	80			5	100	
5/1/01	0.11 U	--	1.00 U	--	0.15 U	--	0.21 U	0.20 U	0.18 U	0.14 U	0.15 U	0.38 U	0.15 U	0.28 U	0.20 U
9/17/02	0.11 U	--	0.18 U	--	0.15 U	--	0.21 U	0.20 U	0.18 U	0.14 U	0.15 U	0.38 U	0.15 U	0.28 U	0.20 U
6/2/03	0.11 U	--	0.18 U	--	0.15 U	--	0.21 U	0.20 U	0.18 U	0.14 U	0.15 U	0.38 U	0.15 U	0.28 U	0.20 U
10/8/03	0.11 U	1.35	0.18 U	--	0.15 U	--	0.21 U	0.20 U	0.18 U	0.14 U	0.15 U	1.00 U	0.15 U	0.28 U	0.20 U
3/23/04	0.11 U	--	0.18 U	--	1.00 U	--	0.21 U	0.20 U	0.18 U	0.14 U	0.15 U	1.00 U	0.15 U	0.28 U	0.20 U
9/20/04	0.23 U	0.29 U	1.30	--	0.39 U	--	1.00 U	0.34 U	0.31 U	0.27 U	0.31 U	0.75 U	0.25 U	0.40 U	0.31 U
4/5/05	0.23 U	1.00 U	1.00 U	--	0.39 U	--	0.28 U	0.34 U	0.31 U	0.27 U	0.31 U	0.75 U	0.25 U	0.40 U	0.31 U
9/21/05	0.23 U	0.29 U	0.19 U	--	0.39 U	--	0.28 U	0.34 U	0.31 U	0.27 U	0.31 U	0.75 U	0.25 U	0.40 U	0.31 U
4/4/06	0.23 U	0.29 U	0.19 U	--	0.39 U	--	0.28 U	0.34 U	0.31 U	0.27 U	0.31 U	0.75 U	0.25 U	0.40 U	0.31 U
9/25/06	0.23 U	0.29 U	0.19 U	--	0.39 U	--	0.28 U	0.34 U	0.31 U	0.27 U	0.31 U	2.50 U	0.25 U	0.40 U	0.31 U
4/17/07	0.23 U	1.00 U	0.19 U	--	0.39 U	--	0.28 U	0.34 U	0.31 U	0.27 U	0.31 U	0.75 U	0.25 U	0.40 U	0.31 U
10/3/07	0.23 U	0.29 U	1.00 U	--	0.39 U	--	0.28 U	0.34 U	0.31 U	0.27 U	0.31 U	0.75 U	0.25 U	1.00 U	0.31 U
3/25/08	0.19 U	--	--	--	--	--	0.24 U	0.12 U	0.19 U	0.12 U	0.50 U	--	0.13 U	0.17 U	0.10 U
9/23/08	0.50 U	--	--	--	--	--	0.50 U	0.14 U	0.11 U	0.16 U	0.50 U	--	0.14 U	0.50 U	0.13 U
3/9/09	0.22 U	--	--	--	--	--	0.09 U	0.14 U	0.11 U	0.16 U	0.50 U	--	0.14 U	0.50 U	0.13 U
9/21/09	1.00 U	1.00 U	1.00 U	1.00 U	1.27	1.00 U	1.00 U	1.00 U	1.00 U	1.00 U	1.00 U	2.50 U	1.00 U	0.60 J	1.00 U
7/30/10	1.00 U	10.00 U	5.00 U	5.00 U	5.00 U	10.00 U	1.00 U	1.00 U	1.00 U	5.00 U	1.00 U	1.00 U	1.00 U	1.00 U	1.00 U
9/15/10	2.00 U	2.00 U	2.00 U	2.00 U	31.10	2.00 U	0.90 J	2.00 U	2.00 U	2.00 U	2.00 U	5.00 U	2.00 U	0.55 J	0.89 J
4/25/11	--	5.00 U	5.00 U	5.00 U	5.00 U	5.00 U	1.00 U	1.00 U	1.00 U	1.00 U	1.00 U	1.00 U	1.00 U	1.00 U	1.00 U
9/15/11	--	5.00 U	5.00 U	5.00 U	5.00 U	5.00 U	1.00 U	1.00 U	1.00 U	1.00 U	1.00 U	1.00 U	1.00 U	1.00 U	1.00 U

Shaded concentrations represent MCL/GWPS exceedances

Printed on Recycled Paper

Gude Landfill
Monitoring Location OB105 - Volatile Organic Compounds

Printed 12/10/21

	2,2-Dichloropropane (ug/L)	2-Butanone (ug/L)	2-Hexanone (ug/L)	4-Methyl-2-Pentanone (ug/L)	Acetone (ug/L)	Acrylonitrile (ug/L)	Benzene (ug/L)	Bromochloromethane (ug/L)	Bromodichloromethane (ug/L)	Bromoform (ug/L)	Bromomethane (ug/L)	Carbon Disulfide (ug/L)	Carbon Tetrachloride (ug/L)	Chlorobenzene (ug/L)	Chloroethane (ug/L)
3/13/12	--	5.00 U	5.00 U	5.00 U	5.00 U	5.00 U	1.00 U	1.00 U	1.00 U	1.00 U	1.00 U	1.00 U	1.00 U	1.00 U	1.00 U
9/17/12	1.00 U	5.00 U	5.00 U	5.00 U	5.00 U	5.00 U	1.00 U	1.00 U	1.00 U	1.00 U	1.00 U	5.00 U	1.00 U	1.00 U	1.00 U
4/2/13	1.00 U	5.00 U	5.00 U	5.00 U	5.00 U	5.00 U	1.00 U	1.00 U	1.00 U	1.00 U	1.00 U	5.00 U	1.00 U	1.24	1.00 U
9/23/13	1.00 U	5.00 U	5.00 U	5.00 U	5.00 U	5.00 U	1.00 U	1.00 U	1.00 U	1.00 U	1.00 U	5.00 U	1.00 U	1.00 U	1.00 U
3/13/14	1.00 U	5.00 U	5.00 U	5.00 U	5.00 U	5.00 U	1.00 U	--	1.00 U	1.00 U	1.00 U	5.00 U	1.00 U	1.00 U	1.00 U
9/8/14	1.00 U	5.00 U	5.00 U	5.00 U	5.00 U	5.00 U	1.00 U	1.00 U	1.00 U	1.00 U	1.00 U	5.00 U	1.00 U	1.00 U	1.00 U
3/18/15	1.00 U	5.00 U	5.00 U	5.00 U	5.00 U	5.00 U	1.00 U	1.00 U	1.00 U	1.00 U	1.00 U	5.00 U	1.00 U	1.00 U	1.00 U
9/1/15	1.00 U	5.00 U	5.00 U	5.00 U	5.00 U	5.00 U	1.00 U	1.00 U	1.00 U	1.00 U	1.00 U	5.00 U	1.00 U	1.00 U	1.00 U
3/16/16	1.00 U	5.00 U	5.00 U	5.00 U	5.00 U	5.00 U	1.00 U	1.00 U	1.00 U	1.00 U	1.00 U	5.00 U	1.00 U	1.00 U	1.00 U
8/30/16	1.00 U	5.00 U	5.00 U	5.00 U	5.00 U	5.00 U	1.00 U	1.00 U	1.00 U	1.00 U	1.00 U	5.00 U	1.00 U	1.00 U	1.00 U
3/6/17	1.00 U	5.00 U	5.00 U	5.00 U	5.00 U	5.00 U	1.00 U	1.00 U	1.00 U	1.00 U	1.00 U	5.00 U	1.00 U	1.00 U	1.00 U
9/12/17	1.00 U	5.00 U	5.00 U	5.00 U	5.00 U	5.00 U	1.00 U	1.00 U	1.00 U	1.00 U	1.00 U	5.00 U	1.00 U	1.00 U	1.00 U
3/28/18	1.00 U	5.00 U	5.00 U	5.00 U	5.00 U	5.00 U	1.00 U	1.00 U	1.00 U	1.00 U	1.00 U	5.00 U	1.00 U	1.00 U	1.00 U
9/11/18	1.00 U	5.00 U	5.00 U	5.00 U	5.00 U	5.00 U	1.00 U	1.00 U	1.00 U	1.00 U	1.00 U	5.00 U	1.00 U	1.00 U	1.00 U
4/9/19	1.00 U	5.00 U	5.00 U	5.00 U	9.40 B	5.00 U	1.00 U	1.00 U	1.00 U	1.00 U	1.00 U	1.00 U	1.00 U	1.00 U	1.00 U
8/1/19	1.00 U	5.00 U	5.00 U	5.00 U	6.90	5.00 U	1.00 U	1.00 U	1.00 U	1.00 U	1.00 U	1.00 U	1.00 U	1.00 U	1.00 U
3/9/20	1.00 U	5.00 U	5.00 U	5.00 U	5.10	5.00 U	1.00 U	1.00 U	1.00 U	1.00 U	1.00 U	1.00 U	1.00 U	1.00 U	1.00 U
7/27/20	1.00 U	5.00 U	5.00 U	5.00 U	5.00 U	5.00 U	1.00 U	1.00 U	1.00 U	1.00 U	1.00 U	1.00 U	1.00 U	1.00 U	1.00 U
3/22/21	1.00 U	5.00 U	5.00 U	5.00 U	5.00 U	5.00 U	1.00 U	1.00 U	1.00 U	1.00 U	1.00 U	1.00 U	1.00 U	1.00 U	1.00 U
8/30/21	1.00 U	5.00 U	5.00 U	5.00 U	5.00 U	5.00 U	1.00 U	1.00 U	1.00 U	1.00 U	1.00 U	1.00 U	1.00 U	1.00 U	1.00 U

Gude Landfill
Monitoring Location OB105 - Volatile Organic Compounds

Printed 12/10/21

	Chloroform (ug/L)	Chloromethane (ug/L)	cis-1,2-Dichloroethene (ug/L)	cis-1,3-Dichloropropene (ug/L)	Dibromochloromethane (ug/L)	Ethylbenzene (ug/L)	m&p-Xylene (ug/L)	Methyl Iodide (ug/L)	Methyl Tertiary Butyl Ether (ug/L)	Methylene Bromide (ug/L)	Methylene Chloride (ug/L)	o-Xylene (ug/L)	Styrene (ug/L)	Tetrachloroethene (ug/L)	Toluene (ug/L)
MCL/ GWPS	80		70		80	700	10000				5	10000	100	5	1000
5/1/01	0.23 U	0.21 U	1.00 U	0.19 U	0.17 U	0.26 U	0.28 U	0.17 U	--	0.22 U	0.21 U	0.27 U	0.21 U	0.17 U	0.24 U
9/17/02	0.23 U	0.21 U	0.22 U	0.19 U	0.17 U	0.26 U	0.28 U	0.17 U	--	0.22 U	0.21 U	0.27 U	0.21 U	0.17 U	0.24 U
6/2/03	0.23 U	0.21 U	1.00 U	0.19 U	0.17 U	0.26 U	1.00 U	0.17 U	--	0.22 U	0.21 U	0.27 U	0.21 U	0.17 U	0.24 U
10/8/03	0.23 U	0.21 U	1.00 U	0.19 U	0.17 U	0.26 U	0.28 U	0.17 U	--	0.22 U	0.21 U	0.27 U	0.21 U	0.17 U	0.24 U
3/23/04	0.23 U	1.00 U	0.22 U	0.19 U	0.17 U	0.26 U	0.28 U	0.17 U	--	0.22 U	0.21 U	0.27 U	0.21 U	0.17 U	0.24 U
9/20/04	0.27 U	0.25 U	3.19	0.29 U	0.27 U	0.23 U	0.40 U	0.28 U	--	0.25 U	0.34 U	0.18 U	0.25 U	0.36 U	0.32 U
4/5/05	0.27 U	0.25 U	0.28 U	0.29 U	0.27 U	0.23 U	0.40 U	0.28 U	--	0.25 U	0.34 U	0.18 U	0.25 U	0.36 U	0.32 U
9/21/05	0.27 U	0.25 U	3.71	0.29 U	0.27 U	0.23 U	0.40 U	0.28 U	--	0.25 U	0.34 U	0.18 U	0.25 U	0.36 U	0.32 U
4/4/06	0.27 U	0.25 U	0.28 U	0.29 U	0.27 U	0.23 U	0.40 U	0.28 U	--	0.25 U	0.34 U	0.18 U	0.25 U	0.36 U	0.32 U
9/25/06	0.27 U	0.25 U	0.28 U	0.29 U	0.27 U	0.23 U	2.00 U	0.28 U	--	0.25 U	0.34 U	0.18 U	0.25 U	0.36 U	0.32 U
4/17/07	0.27 U	0.25 U	0.28 U	0.29 U	0.27 U	0.23 U	0.40 U	1.00 U	--	0.25 U	0.34 U	0.18 U	0.25 U	0.36 U	0.32 U
10/3/07	0.27 U	0.25 U	8.03	0.29 U	0.27 U	0.23 U	0.40 U	0.28 U	--	0.25 U	0.34 U	0.18 U	0.25 U	1.00 U	0.32 U
3/25/08	0.21 U	0.50 U	0.25 U	0.13 U	0.15 U	0.26 U	0.43 U	--	1.73 U	0.15 U	0.12 U	0.22 U	0.20 U	0.20 U	0.28 U
9/23/08	0.12 U	0.20 U	7.14	0.12 U	0.13 U	0.12 U	0.23 U	--	1.25 U	0.20 U	0.17 U	0.11 U	0.11 U	0.16 U	0.12 U
3/9/09	0.12 U	0.20 U	0.14 U	0.12 U	0.13 U	0.12 U	0.23 U	--	1.25 U	0.20 U	0.17 U	0.11 U	0.11 U	0.16 U	0.12 U
9/21/09	1.00 U	1.00 U	11.10	1.00 U	1.00 U	1.00 U	2.00 U	1.00 U	1.00 U	1.00 U	1.00 U	1.00 U	1.00 U	1.00 U	1.00 U
7/30/10	1.00 U	1.00 U	13.00	1.00 U	1.00 U	1.00 U	2.00 U	20.00 U	--	1.00 U	1.00 U	1.00 U	1.00 U	1.00 U	1.00 U
9/15/10	2.00 U	2.00 U	2.00 U	2.00 U	2.00 U	2.00 U	4.00 U	2.00 U	2.00 U	2.00 U	0.77 U	2.00 U	2.00 U	2.00 U	2.00 U
4/25/11	1.00 U	1.00 U	1.00 U	1.00 U	1.00 U	1.00 U	--	1.00 U	2.00 U	1.00 U	1.00 U	--	1.00 U	1.00 U	1.00 U
9/15/11	1.00 U	1.00 U	1.00 U	1.00 U	1.00 U	1.00 U	--	1.00 U	2.00 U	1.00 U	1.00 U	--	1.00 U	1.00 U	1.00 U

Shaded concentrations represent MCL/GWPS exceedances

Printed on Recycled Paper

Gude Landfill
Monitoring Location OB105 - Volatile Organic Compounds

Printed 12/10/21

	Chloroform (ug/L)	Chloromethane (ug/L)	cis-1,2-Dichloroethene (ug/L)	cis-1,3-Dichloropropene (ug/L)	Dibromochloromethane (ug/L)	Ethylbenzene (ug/L)	m&p-Xylene (ug/L)	Methyl Iodide (ug/L)	Methyl Tertiary Butyl Ether (ug/L)	Methylene Bromide (ug/L)	Methylene Chloride (ug/L)	o-Xylene (ug/L)	Styrene (ug/L)	Tetrachloroethene (ug/L)	Toluene (ug/L)
3/13/12	1.00 U	1.00 U	14.00	1.00 U	1.00 U	1.00 U	--	1.00 U	1.00 U	1.00 U	1.00 U	--	1.00 U	1.00 U	1.00 U
9/17/12	1.00 U	1.00 U	15.00	1.00 U	1.00 U	1.00 U	2.00 U	5.00 U	5.00 U	1.00 U	1.00 U	1.00 U	1.00 U	1.00 U	1.00 U
4/2/13	1.00 U	1.00 U	24.60	1.00 U	1.00 U	1.00 U	2.00 U	5.00 U	5.00 U	1.00 U	1.00 U	1.00 U	1.00 U	1.00 U	1.00 U
9/23/13	1.00 U	1.00 U	1.00 U	1.00 U	1.00 U	1.00 U	2.00 U	5.00 U	5.00 U	1.00 U	1.00 U	1.00 U	1.00 U	1.00 U	1.00 U
3/13/14	1.00 U	1.00 U	11.40	1.00 U	1.00 U	1.00 U	2.00 U	5.00 U	5.00 U	1.00 U	1.00 U	1.00 U	1.00 U	1.00 U	1.00 U
9/8/14	1.00 U	1.00 U	11.60	1.00 U	1.00 U	1.00 U	2.00 U	5.00 U	5.00 U	1.00 U	1.00 U	1.00 U	1.00 U	1.00 U	1.00 U
3/18/15	1.00 U	1.00 U	3.17	1.00 U	1.00 U	1.00 U	2.00 U	5.00 U	5.00 U	1.00 U	1.00 U	1.00 U	1.00 U	1.00 U	1.00 U
9/1/15	1.00 U	1.00 U	5.54	1.00 U	1.00 U	1.00 U	2.00 U	5.00 U	5.00 U	1.00 U	1.00 U	1.00 U	1.00 U	1.00 U	1.00 U
3/16/16	1.00 U	1.00 U	7.11	1.00 U	1.00 U	1.00 U	2.00 U	5.00 U	5.00 U	1.00 U	1.00 U	1.00 U	1.00 U	1.00 U	1.00 U
8/30/16	1.00 U	1.00 U	6.64	1.00 U	1.00 U	1.00 U	2.00 U	5.00 U	5.00 U	1.00 U	1.00 U	1.00 U	1.00 U	1.00 U	1.00 U
3/6/17	1.00 U	1.00 U	3.99	1.00 U	1.00 U	1.00 U	2.00 U	5.00 U	5.00 U	1.00 U	1.00 U	1.00 U	1.00 U	1.00 U	1.00 U
9/12/17	1.00 U	1.00 U	6.77	1.00 U	1.00 U	1.00 U	2.00 U	5.00 U	5.00 U	1.00 U	1.00 U	1.00 U	1.00 U	1.00 U	1.00 U
3/28/18	1.00 U	1.00 U	1.00 U	1.00 U	1.00 U	1.00 U	2.00 U	5.00 U	5.00 U	1.00 U	1.00 U	1.00 U	1.00 U	1.00 U	1.00 U
9/11/18	1.00 U	1.00 U	5.77	1.00 U	1.00 U	1.00 U	2.00 U	5.00 U	5.00 U	1.00 U	1.00 U	1.00 U	1.00 U	1.00 U	1.00 U
4/9/19	1.00 U	1.00 U	1.90	1.00 U	1.00 U	1.00 U	1.00 U	1.00 U	1.00 U	1.00 U	1.00 U	1.00 U	1.00 U	1.00 U	1.00 U
8/1/19	1.00 U	1.00 U	7.60	1.00 U	1.00 U	1.00 U	1.00 U	1.00 U	1.00 U	1.00 U	1.00 U	1.00 U	1.00 U	1.00 U	1.00 U
3/9/20	1.00 U	1.00 U	2.00	1.00 U	1.00 U	1.00 U	1.00 U	1.00 U	1.00 U	1.00 U	1.00 U	1.00 U	1.00 U	1.00 U	1.00 U
7/27/20	1.00 U	1.00 U	5.30	1.00 U	1.00 U	1.00 U	1.00 U	1.00 U	1.00 U	1.00 U	1.00 U	1.00 U	1.00 U	1.00 U	1.00 U
3/22/21	1.00 U	1.00 U	1.00 U	1.00 U	1.00 U	1.00 U	1.00 U	1.00 U	1.00 U	1.00 U	1.00 U	1.00 U	1.00 U	1.00 U	1.00 U
8/30/21	1.00 U	1.00 U	4.20	1.00 U	1.00 U	1.00 U	1.00 U	1.00 U	1.00 U	1.00 U	1.00 U	1.00 U	1.00 U	1.00 U	1.00 U

Gude Landfill

Monitoring Location OB105 - Volatile Organic Compounds

	trans-1,2-Dichloroethene (ug/L)	trans-1,3-Dichloropropene (ug/L)	trans-1,4-Dichloro-2-butene (ug/L)	Trichloroethene (ug/L)	Trichlorofluoromethane (ug/L)	Vinyl Acetate (ug/L)	Vinyl Chloride (ug/L)	Xylene (ug/L)
MCL/ GWPS	100			5			2	10000
5/1/01	0.22 U	0.13 U	1.00 U	0.19 U	0.18 U	--	--	--
9/17/02	0.22 U	0.13 U	0.14 U	0.19 U	0.18 U	--	--	--
6/2/03	0.22 U	0.13 U	0.14 U	1.00 U	0.18 U	--	--	--
10/8/03	0.22 U	0.13 U	0.14 U	1.00 U	0.18 U	--	0.51	--
3/23/04	0.22 U	0.13 U	1.00 U	1.00 U	0.18 U	--	0.04	--
9/20/04	0.45 U	0.24 U	0.30 U	1.00 U	0.36 U	--	1.01	--
4/5/05	0.45 U	0.24 U	0.30 U	0.31 U	0.36 U	--	0.32 U	--
9/21/05	0.45 U	0.24 U	0.30 U	1.00 U	0.36 U	--	1.31	--
4/4/06	0.45 U	0.24 U	0.30 U	0.31 U	0.36 U	--	0.32 U	--
9/25/06	0.45 U	0.24 U	0.30 U	0.31 U	0.36 U	--	0.32 U	--
4/17/07	0.45 U	0.24 U	0.30 U	0.31 U	0.36 U	--	0.32 U	--
10/3/07	0.45 U	0.24 U	0.30 U	1.00 U	0.36 U	--	2.04	--
3/25/08	0.22 U	0.08 U	--	0.23 U	0.07 U	--	0.22 U	--
9/23/08	0.14 U	0.13 U	--	0.69	0.10 U	--	0.18 U	--
3/9/09	0.14 U	0.13 U	--	0.13 U	0.10 U	--	0.18 U	--
9/21/09	1.00 U	1.00 U	1.00 U	1.25	1.00 U	--	1.51	--
7/30/10	1.00 U	1.00 U	5.00 U	1.00	1.00 U	1.00 U	1.00 U	--
9/15/10	2.00 U	2.00 U	2.00 U	1.38 J	2.00 U	2.00 U	3.03	--
4/25/11	1.00 U	1.00 U	5.00 U	1.00 U	1.00 U	1.00 U	1.00 U	1.00 U
9/15/11	1.00 U	1.00 U	5.00 U	2.10	1.00 U	1.00 U	1.00 U	1.00 U

Gude Landfill

Printed 12/10/21

Monitoring Location OB105 - Volatile Organic Compounds

	trans-1,2-Dichloroethene (ug/L)	trans-1,3-Dichloropropene (ug/L)	trans-1,4-Dichloro-2-butene (ug/L)	Trichloroethene (ug/L)	Trichlorofluoromethane (ug/L)	Vinyl Acetate (ug/L)	Vinyl Chloride (ug/L)	Xylene (ug/L)
3/13/12	1.00 U	1.00 U	5.00 U	1.40	1.00 U	1.00 U	1.00 U	1.00 U
9/17/12	1.00 U	1.00 U	5.00 U	1.00 U	1.00 U	5.00 U	1.00 U	--
4/2/13	1.00 U	1.00 U	5.00 U	2.96	1.00 U	5.00 U	1.66	--
9/23/13	1.00 U	1.00 U	5.00 U	1.00 U	1.00 U	5.00 U	1.00 U	--
3/13/14	1.00 U	1.00 U	5.00 U	1.47	1.00 U	5.00 U	1.00 U	--
9/8/14	1.00 U	1.00 U	5.00 U	1.46	1.00 U	5.00 U	1.00 U	--
3/18/15	1.00 U	1.00 U	5.00 U	1.00 U	1.00 U	5.00 U	1.00 U	--
9/1/15	1.00 U	1.00 U	5.00 U	1.00 U	1.00 U	5.00 U	1.00 U	--
3/16/16	1.00 U	1.00 U	5.00 U	1.00 U	1.00 U	5.00 U	1.00 U	--
8/30/16	1.00 U	1.00 U	5.00 U	1.00 U	1.00 U	5.00 U	1.00 U	--
3/6/17	1.00 U	1.00 U	5.00 U	1.00 U	1.00 U	5.00 U	1.00 U	--
9/12/17	1.00 U	1.00 U	5.00 U	1.00 U	1.00 U	5.00 U	1.00 U	--
3/28/18	1.00 U	1.00 U	5.00 U	1.00 U	1.00 U	5.00 U	1.00 U	--
9/11/18	1.00 U	1.00 U	5.00 U	1.00 U	1.00 U	5.00 U	1.00 U	--
4/9/19	1.00 U	1.00 U	1.00 U	1.00 U	1.00 U	1.00 U	1.00 U	--
8/1/19	1.00 U	1.00 U	1.00 U	1.00 U	1.00 U	1.00 U	1.00 U	--
3/9/20	1.00 U	1.00 U	1.00 U	1.00 U	1.00 U	1.00 U	1.00 U	--
7/27/20	1.00 U	1.00 U	1.00 U	1.00 U	1.00 U	1.00 U	1.00 U	--
3/22/21	1.00 U	1.00 U	1.00 U	1.00 U	1.00 U	1.00 U	1.00 U	--
8/30/21	1.00 U	1.00 U	1.00 U	1.00 U	1.00 U	1.00 U	1.00 U	--

Gude Landfill
Monitoring Location ST015 - General Parameters

Printed 12/10/21

	Alkalinity (mg/L)	Ammonia Nitrogen (mg/L)	Chemical Oxygen Demand (mg/L)	Chloride (mg/L)	Cyanide, Total (mg/L)	Dissolved Oxygen, Field (mg/L)	Hardness (mg/L)	Nitrate (mg/L)	Nitrate+Nitrite (mg/L)	Nitrite (mg/L)	ORP, Field (mV)	pH, Field (SU)	pH, Lab (SU)
MCL/ GWPS					0.2			10		1			
5/2/01	--	--	--	82.1356	0.002	--	--	--	--	--	--	--	--
3/31/04	--	--	--	--	0.473	--	--	--	--	--	--	--	--
9/21/04	--	--	--	--	0.005 U	--	--	--	--	--	--	--	--
4/6/05	--	--	--	--	0.005 U	--	--	--	--	--	--	--	--
9/21/05	--	--	--	--	0.002 U	--	--	--	--	--	--	--	--
4/5/06	--	--	--	--	0.005 U	--	--	--	--	--	--	--	--
9/26/06	--	--	--	--	0.001	--	--	--	--	--	--	--	--
4/18/07	--	--	--	--	0.005 U	--	--	--	--	--	--	--	--
10/4/07	--	--	--	--	0.005 U	--	--	--	--	--	--	--	--
3/27/08	--	--	--	--	--	--	--	--	--	--	--	--	--
9/22/09	80.0	0.20 U	7.5 J	58.2000	--	--	160.0	1.4650	--	--	--	--	--
8/3/10	--	--	--	--	0.050 U	--	--	--	--	--	--	--	--
9/23/10	79.0	0.20 U	6.7 J	67.7000	--	--	160.0	1.3876	1.40	0.01 J	--	--	--
4/18/11	98.0	0.20 U	24.8	38.1000	--	--	95.0	0.4010	0.45	0.05 U	--	--	--
9/6/11	31.0	0.20 U	14.1	5.3200	--	--	29.0	0.2000 U	0.20 U	0.05 U	--	--	--
3/5/12	99.0	0.20 U	22.8	157.0000	--	--	122.0	0.7990	0.85	0.05 U	--	--	--
9/12/12	38.0	0.20 U	14.5	13.1000	--	--	48.0	0.2000 U	0.20 U	0.05 U	--	--	--
3/18/13	68.0	0.20 U	10.0 U	75.3000	--	11.65	124.0	1.6600	1.67	0.05 U	--	6.46	--
9/16/13	29.0	0.20 U	10.0 U	10.2000	--	7.82	36.0	0.2000 U	0.20 U	0.05 U	284.0	6.83	--

Shaded concentrations represent MCL/GWPS exceedances

Printed on Recycled Paper

Gude Landfill
Monitoring Location ST015 - General Parameters

Printed 12/10/21

	Alkalinity (mg/L)	Ammonia Nitrogen (mg/L)	Chemical Oxygen Demand (mg/L)	Chloride (mg/L)	Cyanide, Total (mg/L)	Dissolved Oxygen, Field (mg/L)	Hardness (mg/L)	Nitrate (mg/L)	Nitrate+Nitrite (mg/L)	Nitrite (mg/L)	ORP, Field (mV)	pH, Field (SU)	pH, Lab (SU)
3/11/14	180.0	0.90	36.2	1090.0000	--	9.99	252.0	1.6949	--	--	401.0	6.64	--
9/10/14	52.0	0.20 U	10.0 U	30.7000	--	5.34	74.0	0.2000 U	0.20 U	0.05 U	--	6.61	--
3/23/15	154.0	0.23	35.5	806.0000	--	14.50	246.0	1.1400	1.19	0.05 U	369.0	8.01	--
3/23/16	136.0	0.20 U	17.6	397.0000	--	9.70	244.0	0.5244	0.58	0.06	--	6.83	--
8/30/16	100.0	0.48	12.7	80.9000	--	3.47	140.0	0.2000 U	0.20 U	0.05 U	135.0	6.71	--
3/8/17	59.0	0.20 U	14.3	240.0000	--	9.50	124.0	1.0700	1.08	0.05 U	194.0	6.99	--
9/18/17	83.0	0.20 U	11.4	62.4000	--	4.73	108.0	0.2000 U	0.20 U	0.05 U	231.0	6.93	--
4/3/18	104.0	0.20 U	26.4	1040.0000	--	8.17	197.0	0.2200	0.27	0.05 U	138.0	6.68	--
9/11/18	76.1	0.20 U	10.0 U	9.1100	--	6.58	81.0	1.2000	1.21	0.05 U	201.0	6.96	--
4/8/19	78.7	0.10 U	17.3	142.0000	--	10.08	159.0 B	1.4000	--	--	145.3	7.25	7.30
8/1/19	74.5	0.10 U	3.0 U	108.0000	--	7.96	160.0	1.7000	--	--	110.8	8.36	7.41
3/10/20	65.6	0.10 J	4.3	90.9000	--	11.21	150.0	1.8100	--	--	145.6	8.67	7.61
8/3/20	74.6	0.10 U	16.6	94.3000	--	7.08	158.0	1.3300	--	--	26.8	7.33	7.14
3/29/21	64.0	0.10 U	10.6	114.0000	--	11.95	97.5	0.9390	--	--	129.7	7.93	7.59
9/3/21	106.0	0.05 U	24.5	79.2000	--	8.71	170.0	1.4600	--	--	137.1	8.00	7.54

Gude Landfill

Monitoring Location ST015 - General Parameters

	Phosphate (mg/L)	Specific Conductivity, Field (uS/cm)	Specific Conductivity, Lab (umhos/cm)	Sulfate, total (mg/L)	Sulfide (mg/L)	Temperature, field (°C)	Total Dissolved Solids (mg/L)	Total Phenolics (mg/L)	Total Suspended Solids (mg/L)	Turbidity (NTU)	Turbidity, Field (NTU)
MCL/ GWPS											
5/2/01	--	--	--	--	--	--	--	--	--	2.000	--
3/31/04	0.010 U	--	--	--	--	--	--	0 U	--	--	--
9/21/04	0.017	--	--	--	--	--	--	0 U	--	--	--
4/6/05	0.011	--	--	--	--	--	--	0 U	--	--	--
9/21/05	0.016	--	--	--	--	--	--	0	--	--	--
4/5/06	0.017	--	--	--	--	--	--	0	--	--	--
9/26/06	0.018	--	--	--	--	--	--	--	--	--	--
4/18/07	0.018	--	--	--	--	--	--	0 U	--	--	--
10/4/07	--	--	--	--	--	--	--	0 U	--	--	--
3/27/08	--	--	--	--	--	--	--	0	--	--	--
9/22/09	--	--	--	20.70	--	--	280.0	--	--	3.040	--
8/3/10	--	--	--	--	3.0 U	--	--	--	--	--	--
9/23/10	--	--	--	25.50	--	--	404.0	--	--	6.060	--
4/18/11	--	--	--	7.19	--	--	204.0	--	--	25.600	--
9/6/11	--	--	--	4.42	--	--	1276.0	--	--	--	--
3/5/12	--	--	--	8.46	--	--	392.0	--	--	--	--
9/12/12	--	--	--	4.00 U	--	--	100.0	--	--	--	--
3/18/13	--	526.3	--	12.60	--	5.8	222.0	--	--	--	--
9/16/13	--	93.3	--	4.00 U	--	19.0	6.0	--	--	--	6.20

Gude Landfill

Printed 12/10/21

Monitoring Location ST015 - General Parameters

	Phosphate (mg/L)	Specific Conductivity, Field (uS/cm)	Specific Conductivity, Lab (umhos/cm)	Sulfate, total (mg/L)	Sulfide (mg/L)	Temperature, field (°C)	Total Dissolved Solids (mg/L)	Total Phenolics (mg/L)	Total Suspended Solids (mg/L)	Turbidity (NTU)	Turbidity, Field (NTU)
3/11/14	--	3441.0	--	25.30	--	9.4	2028.0	--	--	--	16.40
9/10/14	--	200.0	--	4.59	--	20.9	134.0	--	--	--	--
3/23/15	--	2406.0	--	20.90	--	8.5	1468.0	--	--	--	15.90
3/23/16	--	1331.0	--	19.60	--	13.0	823.0	--	--	--	3.90
8/30/16	--	367.0	--	4.00 U	--	23.8	197.0	--	--	--	3.80
3/8/17	--	791.8	--	9.19	--	11.9	482.0	--	--	--	7.00
9/18/17	--	290.1	--	4.94	--	20.6	199.0	--	--	--	0.00
4/3/18	--	2984.0	--	16.40	--	10.6	1850.0	--	--	--	5.10
9/11/18	--	201.0	--	50.30	--	20.0	174.0	--	--	--	7.80
4/8/19	--	752.0	627.0	15.70	--	19.9	380.0	--	4.8	4.740	130.00
8/1/19	--	0.5	523.0	18.50	--	24.2	338.0	--	2.5 U	1.210	0.00
3/10/20	--	410.1	472.0	13.50	--	10.7	275.0	--	2.7 U	4.280	0.50
8/3/20	--	480.3	504.0	13.20	--	22.2	310.0	--	4.7	2.500 O-	9.10
3/29/21	--	454.9	527.0	12.70	--	13.4	280.0	--	4.4	5.320	10.02
9/3/21	--	450.2	499.0	21.60	--	17.0	330.0 B	--	2.9 U	3.930	5.30

Gude Landfill
Monitoring Location ST015 - Dissolved Metals

Printed 12/10/21

Nickel, dissolved (mg/L)

MCL/
GWPS

9/6/11	0.01	U
3/5/12	0.01	
9/12/12	0.01	U
3/18/13	0.01	
9/16/13	0.01	U

Gude Landfill
Monitoring Location ST015 - Total Metals

Printed 12/10/21

	Antimony, total (mg/L)	Arsenic, total (mg/L)	Barium, total (mg/L)	Beryllium, total (mg/L)	Boron, total (mg/L)	Cadmium, total (mg/L)	Calcium, total (mg/L)	Chromium, total (mg/L)	Cobalt, total (mg/L)	Copper, total (mg/L)	Iron, total (mg/L)	Lead, total (mg/L)
MCL/ GWPS	0.006	0.01	2	0.004		0.005		0.1				0.015
5/2/01	0.0007 U	0.0020 U	0.0278	0.0005 U	--	0.0006 U	--	0.0020 U	0.0007 U	0.0169	--	0.00130 U
3/31/04	0.0009 U	0.0008 U	0.0449	0.0016 U	--	0.0007 U	--	0.0020 U	0.0020 U	0.0149	--	0.00200 U
9/21/04	0.0028 U	0.0006 U	0.0470	0.0012 U	--	0.0003 U	--	0.0020 U	0.0020 U	0.0104	--	0.00200 U
4/6/05	0.0028 U	0.0006 U	0.0451	0.0012 U	--	0.0003 U	--	0.0020 U	0.0020 U	0.0159	--	0.00200 U
9/21/05	0.0028 U	0.0006 U	0.0511	0.0012 U	--	0.0020 U	--	0.0007 U	0.0005 U	0.0100	--	0.00200 U
4/5/06	0.0006 U	0.0006 U	0.0468	0.0007 U	--	0.0004 U	--	0.0020 U	0.0020 U	0.0074	--	0.00200 U
9/26/06	0.0007 U	0.0008 U	0.0502	0.0009 U	--	0.0006 U	--	0.0020 U	0.0005 U	0.0055	--	0.00070 U
4/18/07	0.0007 U	0.0008 U	0.0481	0.0009 U	0.084	--	--	0.0007 U	0.0020 U	0.0059	--	0.00070 U
10/4/07	0.0020 U	0.0008 U	0.0545	0.0009 U	0.083	--	--	0.0020 U	0.0020 U	0.0076	--	0.00200 U
3/27/08	0.0005 U	0.0006 U	0.0454	0.0010 U	0.077	--	--	0.0020 U	0.0020 U	0.0050	--	0.00200 U
3/5/09	0.0020 U	0.0020 U	0.0786	0.0010 U	0.072	--	--	0.0041	0.0027	0.0139	--	0.00320
9/22/09	0.0020 U	0.0020 U	0.0588	0.0020 U	--	0.0020 U	33.40	0.0020 U	0.0005 J	0.0058	0.3720	0.00200 U
8/3/10	0.0010 U	0.0008 J	0.0600	0.0010 U	--	0.0010 U	--	0.0007 J	0.0008 J	0.0023	--	0.00100 U
9/23/10	0.0050 U	0.0050 U	0.0681	0.0050 U	--	0.0050 U	32.50	0.0050 U	0.0050 U	0.0077	0.7010	0.00500 U
4/18/11	0.0050 U	0.0050 U	0.0290	0.0050 U	--	0.0050 U	27.40 J	0.0050 U	0.0050 U	0.0062	0.8630	0.00500 U
9/6/11	0.0050 U	0.0050 U	0.0197	0.0050 U	--	0.0050 U	10.30	0.0050 U	0.0050 U	0.0050 U	0.5000 U	0.00500 U
3/5/12	0.0050 U	0.0050 U	0.0367	0.0050 U	--	0.0050 U	31.20	0.0050 U	0.0050 U	0.0081	0.8460	0.00500 U
9/12/12	0.0050 U	0.0050 U	0.0197	0.0050 U	--	0.0050 U	14.40	0.0050 U	0.0050 U	0.0050 U	0.6800	0.00500 U
3/18/13	0.0050 U	0.0050 U	0.0630	0.0050 U	--	0.0050 U	31.10	0.0050 U	0.0050 U	0.0058	0.4540	0.00500 U
9/16/13	0.0050 U	0.0050 U	0.0165	0.0050 U	--	0.0050 U	11.40	0.0050 U	0.0050 U	0.0050 U	0.3450	0.00500 U
3/11/14	0.0050 U	0.0050 U	0.0888	0.0050 U	--	0.0050 U	61.70	0.0050 U	0.0050 U	0.0089	0.2000 U	0.00500 U
9/10/14	0.0050 U	0.0050 U	0.0288	0.0050 U	--	0.0050 U	20.10	0.0050 U	0.0050 U	0.0050 U	0.6200	0.00500 U
3/23/15	0.0020 U	0.0020 U	0.0630	0.0020 U	--	0.0040 U	70.00	0.0100 U	0.0100 U	0.0062 J	0.4400	0.00200 U

Gude Landfill
Monitoring Location ST015 - Total Metals

Printed 12/10/21

	Antimony, total (mg/L)	Arsenic, total (mg/L)	Barium, total (mg/L)	Beryllium, total (mg/L)	Boron, total (mg/L)	Cadmium, total (mg/L)	Calcium, total (mg/L)	Chromium, total (mg/L)	Cobalt, total (mg/L)	Copper, total (mg/L)	Iron, total (mg/L)	Lead, total (mg/L)
3/23/16	0.0050 U	0.0050 U	0.0948	0.0050 U	--	0.0050 U	60.30	0.0050 U	0.0050 U	0.0056	0.8250	0.00500 U
8/30/16	0.0050 U	0.0050 U	0.0409	0.0050 U	--	0.0050 U	29.50	0.0050 U	0.0050 U	0.0050 U	2.1700	0.00500 U
3/8/17	0.0050 U	0.0050 U	0.0440	0.0050 U	--	0.0050 U	28.90	0.0050 U	0.0050 U	0.0270	0.6860	0.00500 U
9/18/17	0.0050 U	0.0050 U	0.0422	0.0050 U	--	0.0050 U	26.80	0.0050 U	0.0050 U	0.0050 U	1.4500	0.00500 U
4/3/18	0.0050 U	0.0050 U	0.0981	0.0050 U	--	0.0050 U	54.90	0.0050 U	0.0050 U	0.0050 U	0.7860	0.00500 U
9/11/18	0.0050 U	0.0050 U	0.0535	0.0050 U	--	0.0050 U	10.30	0.0050 U	0.0050 U	0.0070	3.5400	0.00500 U
4/8/19	0.0010 U	0.0010 U	0.0692	0.0010 U	--	0.0010 U	30.00	0.0010 U	0.0013	0.0022	0.3560	0.00100 U
8/1/19	0.0010 U	0.0010 U	0.0717	0.0010 U	--	0.0010 U	33.10	0.0010 U	0.0010 U	0.0010 U	0.1650	0.00100 U
3/10/20	0.0010 U	0.0010 U	0.0847	0.0010 U	--	0.0010 U	28.60	0.0010 U	0.0011	0.0010 U	0.3640	0.00100 U
8/3/20	0.0010 U	0.0010 U	0.0768	0.0010 U	--	0.0010 U	32.40	0.0010 U	0.0010 U	0.0010	0.3060	0.00100 U
3/29/21	0.0010 U	0.0010 U	0.0442	0.0010 U	--	0.0010 U	20.80	0.0010	0.0010 U	0.0029	0.4290	0.00100 U
9/3/21	0.0010 U	0.0010 U	0.0617	0.0010 U	--	0.0010 U	31.30	0.0010 U	0.0010 U	0.0015	0.2280	0.00100 U

Gude Landfill
Monitoring Location ST015 - Total Metals

Printed 12/10/21

	Magnesium, total (mg/L)	Manganese, total (mg/L)	Mercury, total (mg/L)	Nickel, total (mg/L)	Potassium, total (mg/L)	Selenium, total (mg/L)	Silver, total (mg/L)	Sodium, total (mg/L)	Thallium, total (mg/L)	Tin, total (mg/L)	Vanadium, total (mg/L)	Zinc, total (mg/L)
MCL/ GWPS			0.002			0.05			0.002			
5/2/01	--	0.10650	0.000100 U	0.0050	--	0.00180 U	0.0052 U	--	0.0009 U	0.2000 U	0.00200 U	--
3/31/04	--	0.28460	0.000200 U	0.0091	--	0.00070 U	0.0022 U	--	0.0004 U	0.0020 U	0.00200 U	--
9/21/04	--	0.14480	0.000100 U	0.0060	--	0.00100 U	0.0018 U	--	0.0006 U	0.0003 U	0.00200 U	--
4/6/05	--	0.13940	0.000100 U	0.0090	--	0.00100 U	0.0018 U	--	0.0006 U	0.0050 U	0.00200 U	--
9/21/05	--	0.11850	0.000100 U	0.0047	--	0.00100 U	0.0018 U	--	0.0006 U	0.0050 U	0.00200 U	--
4/5/06	--	0.18260	0.000100 U	0.0091	--	0.00150 U	0.0004 U	--	0.0004 U	0.0050 U	0.00040 U	--
9/26/06	--	0.12610	0.000200 U	0.0043	--	0.00080 U	0.0005 U	--	0.0007 U	0.0050 U	0.00070 U	--
4/18/07	--	--	0.000200 U	0.0087	--	0.00200 U	0.0005 U	--	0.0007 U	0.0500 U	0.00070 U	0.02460
10/4/07	--	--	0.000200 U	0.0069	--	0.00080 U	0.0005 U	--	0.0007 U	0.0024	0.00200 U	0.01870
3/27/08	--	--	0.000200 U	0.0097	--	0.00200 U	0.0001 U	--	0.0001 U	0.0500 U	0.00200 U	0.02960
3/5/09	--	--	0.000200 U	0.0172	--	0.00090 U	0.0008 U	--	0.0006 U	0.0011 U	0.00270	0.05360
9/22/09	13.700	0.10100	0.000200 U	0.0083	2.590	0.00200 U	0.0020 U	24.50	0.0020 U	--	0.00030 J	0.02020
8/3/10	--	--	0.000200 U	0.0065	--	0.00100 U	0.0010 U	--	0.0005 J	0.0050 U	0.00500 U	0.02300
9/23/10	15.000	0.19000	0.000200 U	0.0078	2.580	0.00500 U	0.0050 U	24.80	0.0050 U	--	0.00500 U	0.01740
4/18/11	8.500	0.10900	0.000200 U	0.0052	3.480	0.00500 U	0.0050 U	28.00 J	0.0050 U	--	0.00500 U	0.01310
9/6/11	2.230	0.04340	0.000200 U	--	2.150	0.00500 U	0.0050 U	4.33	0.0050 U	--	0.00500 U	0.01030
3/5/12	12.000	0.24500	0.000200 U	--	4.160	0.00500 U	0.0050 U	108.00	0.0050 U	--	0.00500 U	0.01550
9/12/12	3.730	0.07660	0.000200 U	--	1.480	0.00500 U	0.0050 U	7.36	0.0050 U	--	0.00500 U	0.00650
3/18/13	16.000	0.15500	0.000200 U	--	2.110	0.00500 U	0.0050 U	29.10	0.0050 U	--	0.00500 U	0.02070
9/16/13	3.010	0.03820	0.000200 U	--	1.140	0.00500 U	0.0050 U	7.17	0.0050 U	--	0.00500 U	0.00503
3/11/14	20.300	0.32900	0.000200 U	0.0119	6.830	0.00500 U	0.0050 U	607.00	0.0050 U	--	0.00500 U	0.01670
9/10/14	5.930	0.20100	0.000200 U	0.0050 U	1.630	0.00500 U	0.0050 U	12.30	0.0050 U	--	0.00500 U	0.00583
3/23/15	19.000	0.25000	0.000200 U	0.0130	7.700	0.03500 U	0.0100 U	450.00	0.0020 U	--	0.01000 U	0.01900

Shaded concentrations represent MCL/GWPS exceedances

Printed on Recycled Paper

**Gude Landfill
Monitoring Location ST015 - Total Metals**

Printed 12/10/21

	Magnesium, total (mg/L)	Manganese, total (mg/L)	Mercury, total (mg/L)	Nickel, total (mg/L)	Potassium, total (mg/L)	Selenium, total (mg/L)	Silver, total (mg/L)	Sodium, total (mg/L)	Thallium, total (mg/L)	Tin, total (mg/L)	Vanadium, total (mg/L)	Zinc, total (mg/L)
3/23/16	26.200	0.48200	0.000200 U	0.0129	4.780	0.00500 U	0.0050 U	233.00	0.0050 U	--	0.00500 U	0.01040
8/30/16	11.300	0.73800	0.000200 U	0.0050 U	1.780	0.00500 U	0.0050 U	25.50	0.0050 U	--	0.00500 U	0.00564
3/8/17	7.790	0.11700	0.000200 U	0.0064	2.630	0.00500 U	0.0050 U	143.00	0.0050 U	--	0.00500 U	0.00578
9/18/17	10.300	0.45200	0.000200 U	0.0057	1.710	0.00500 U	0.0050 U	18.80	0.0050 U	--	0.00500 U	0.02890
4/3/18	14.500	0.30700	0.000200 U	0.0091	4.560	0.00500 U	0.0050 U	566.00	0.0050 U	--	0.00500 U	0.02030
9/11/18	13.400	0.06410	0.000200 U	0.0050 U	1.670	0.00500 U	0.0050 U	35.30	0.0050 U	--	0.00500 U	0.02050
4/8/19	20.400	0.25400	0.000100 U	0.0075	2.340	0.00100 U	0.0010 U	55.70	0.0010 U	--	0.00100 U	0.01070
8/1/19	18.800	0.11200	0.000100 U	0.0043	2.170	0.00100 U	0.0010 U	32.80	0.0010 U	--	0.00100 U	0.00441 B
3/10/20	19.100	0.15500	0.000100 U	0.0088	1.930	0.00100 U	0.0010 U	31.20	0.0010 U	--	0.00100 U	0.01790
8/3/20	18.800	0.18600	0.000100 U	0.0055	2.200	0.00100 U	0.0010 U	30.30	0.0010 U	--	0.00115	0.00817
3/29/21	11.000	0.12900	0.000100 U	0.0029	1.510	0.00100 U	0.0010 U	51.60	0.0010 U	--	0.00100 U	0.01710
9/3/21	22.200	0.08780	0.000100 U	0.0062	2.270	0.00100 U	0.0010 U	25.30	0.0010 U	--	0.00134	0.00954

Gude Landfill

Printed 12/10/21

Monitoring Location ST015 - Volatile Organic Compounds

	1,1,1,2-Tetrachloroethane (ug/L)	1,1,1-Trichloroethane (ug/L)	1,1,1,2-Tetrachloroethane (ug/L)	1,1,1,2-Trichloroethane (ug/L)	1,1-Dichloroethane (ug/L)	1,1-Dichloroethene (ug/L)	1,1-Dichloropropene (ug/L)	1,2,3-Trichloropropane (ug/L)	1,2-Dibromo-3-chloropropane (ug/L)	1,2-Dibromoethane (ug/L)	1,2-Dichlorobenzene (ug/L)	1,2-Dichloroethane (ug/L)	1,2-Dichloropropane (ug/L)	1,3-Dichloropropane (ug/L)	1,4-Dichlorobenzene (ug/L)
MCL/ GWPS	200		5		7				0.2	0.05	600	5	5		75
5/2/01	0.18 U	0.15 U	0.23 U	0.22 U	0.19 U	0.15 U	0.22 U	0.21 U	1.00 U	0.20 U	10.00 U	0.17 U	0.21 U	0.19 U	10.00 U
3/31/04	0.18 U	0.15 U	0.23 U	0.22 U	0.19 U	1.00 U	0.22 U	0.21 U	1.00 U	0.20 U	1.00 U	0.17 U	0.21 U	0.19 U	1.00 U
9/21/04	0.13 U	0.24 U	0.44 U	0.25 U	0.27 U	0.37 U	0.35 U	0.40 U	0.33 U	0.28 U	10.00 U	0.27 U	0.34 U	0.33 U	10.00 U
4/6/05	0.13 U	0.24 U	0.44 U	0.25 U	0.27 U	0.37 U	0.35 U	0.40 U	1.00 U	0.28 U	0.43 U	0.27 U	0.34 U	0.33 U	0.44 U
9/21/05	0.13 U	0.24 U	0.44 U	0.25 U	0.27 U	0.37 U	0.35 U	0.40 U	0.33 U	0.28 U	10.00 U	0.27 U	0.34 U	0.33 U	10.00 U
4/5/06	1.00 U	0.24 U	2.82	1.80	0.27 U	0.37 U	0.35 U	3.69	5.52	2.56	10.00 U	1.00 U	1.00 U	2.01	10.00 U
9/26/06	0.13 U	0.24 U	0.44 U	0.25 U	0.27 U	0.37 U	0.35 U	0.40 U	0.33 U	0.28 U	10.00 U	0.27 U	0.34 U	0.33 U	10.00 U
4/18/07	0.13 U	0.24 U	0.44 U	0.25 U	1.00 U	0.37 U	0.35 U	0.40 U	0.33 U	0.28 U	10.00 U	0.27 U	0.34 U	0.33 U	10.00 U
10/4/07	0.13 U	0.24 U	0.44 U	0.25 U	0.27 U	0.37 U	0.35 U	0.40 U	0.33 U	0.28 U	10.00 U	0.27 U	0.34 U	0.33 U	10.00 U
3/27/08	0.18 U	0.18 U	0.21 U	0.23 U	0.22 U	0.18 U	0.26 U	0.14 U	0.24 U	0.16 U	0.25 U	0.18 U	0.17 U	0.20 U	10.00 U
3/5/09	0.12 U	0.17 U	0.14 U	0.17 U	0.50 U	0.50 U	0.13 U	0.17 U	0.20 U	0.08 U	10.00 U	0.13 U	0.15 U	0.13 U	10.00 U
9/22/09	1.00 U	1.00 U	1.00 U	1.00 U	1.00 U	1.00 U	1.00 U	1.00 U	1.00 U	1.00 U	1.00 U	1.00 U	1.00 U	1.00 U	0.46 J
8/3/10	1.00 U	1.00 U	1.00 U	1.00 U	1.00 U	1.00 U	1.00 U	1.00 U	10.00 U	1.00 U	1.00 U	1.00 U	1.00 U	1.00 U	1.00 U
9/23/10	2.00 U	2.00 U	2.00 U	2.00 U	2.00 U	2.00 U	2.00 U	2.00 U	2.00 U	2.00 U	2.00 U	2.00 U	2.00 U	2.00 U	2.00 U
4/18/11	1.00 U	1.00 U	1.00 U	1.00 U	1.00 U	1.00 U	--	1.00 U	1.00 U	1.00 U	1.00 U	1.00 U	1.00 U	1.00 U	--
9/6/11	1.00 U	1.00 U	1.00 U	1.00 U	1.00 U	1.00 U	--	1.00 U	1.00 U	1.00 U	1.00 U	1.00 U	1.00 U	1.00 U	--
3/5/12	1.00 U	1.00 U	1.00 U	1.00 U	1.00 U	1.00 U	--	1.00 U	1.00 U	1.00 U	1.00 U	1.00 U	1.00 U	1.00 U	--
9/12/12	1.00 U	1.00 U	1.00 U	1.00 U	3.65	1.00 U	1.00 U	1.00 U	1.00 U	1.00 U	1.00 U	1.00 U	1.00 U	1.00 U	1.00 U
3/18/13	1.00 U	1.00 U	1.00 U	1.00 U	1.00 U	1.00 U	1.00 U	1.00 U	1.00 U	1.00 U	1.00 U	1.00 U	1.00 U	1.00 U	1.00 U
9/16/13	1.00 U	1.00 U	1.00 U	1.00 U	1.00 U	1.00 U	1.00 U	1.00 U	1.00 U	1.00 U	1.00 U	1.00 U	1.00 U	1.00 U	1.00 U

Shaded concentrations represent MCL/GWPS exceedances

Printed on Recycled Paper

Gude Landfill
Monitoring Location ST015 - Volatile Organic Compounds

Printed 12/10/21

	1,1,1,2-Tetrachloroethane (ug/L)	1,1,1-Trichloroethane (ug/L)	1,1,1,2,2-Tetrachloroethane (ug/L)	1,1,1,2-Trichloroethane (ug/L)	1,1-Dichloroethane (ug/L)	1,1-Dichloroethene (ug/L)	1,1-Dichloropropene (ug/L)	1,2,3-Trichloropropane (ug/L)	1,2-Dibromo-3-chloropropane (ug/L)	1,2-Dibromoethane (ug/L)	1,2-Dichlorobenzene (ug/L)	1,2-Dichloroethane (ug/L)	1,2-Dichloropropane (ug/L)	1,3-Dichloropropane (ug/L)	1,4-Dichlorobenzene (ug/L)
3/11/14	1.00 U	1.00 U	1.00 U	1.00 U	1.00 U	1.00 U	1.00 U	1.00 U	1.00 U	1.00 U	--	1.00 U	1.00 U	1.00 U	1.00 U
9/10/14	1.00 U	1.00 U	1.00 U	1.00 U	1.00 U	1.00 U	1.00 U	1.00 U	1.00 U	1.00 U	1.00 U	1.00 U	1.00 U	1.00 U	1.00 U
3/23/15	1.00 U	1.00 U	1.00 U	1.00 U	1.00 U	1.00 U	1.00 U	1.00 U	1.00 U	1.00 U	1.00 U	1.00 U	1.00 U	1.00 U	1.00 U
3/23/16	1.00 U	1.00 U	1.00 U	1.00 U	1.00 U	1.00 U	1.00 U	1.00 U	1.00 U	1.00 U	1.00 U	1.00 U	1.00 U	1.00 U	1.00 U
8/30/16	1.00 U	1.00 U	1.00 U	1.00 U	1.00 U	1.00 U	1.00 U	1.00 U	1.00 U	1.00 U	1.00 U	1.00 U	1.00 U	1.00 U	1.00 U
3/8/17	1.00 U	1.00 U	1.00 U	1.00 U	1.00 U	1.00 U	1.00 U	1.00 U	1.00 U	1.00 U	1.00 U	1.00 U	1.00 U	1.00 U	1.00 U
9/18/17	1.00 U	1.00 U	1.00 U	1.00 U	1.00 U	1.00 U	1.00 U	1.00 U	1.00 U	1.00 U	1.00 U	1.00 U	1.00 U	1.00 U	1.00 U
4/3/18	1.00 U	1.00 U	1.00 U	1.00 U	1.00 U	1.00 U	1.00 U	1.00 U	1.00 U	1.00 U	1.00 U	1.00 U	1.00 U	1.00 U	1.00 U
9/11/18	1.00 U	1.00 U	1.00 U	1.00 U	1.00 U	1.00 U	1.00 U	1.00 U	1.00 U	1.00 U	1.00 U	1.00 U	1.00 U	1.00 U	1.00 U
4/8/19	1.00 U	1.00 U	1.00 U	1.00 U	1.00 U	1.00 U	1.00 U	1.00 U	1.00 U	1.00 U	1.00 U	1.00 U	1.00 U	1.00 U	1.00 U
8/1/19	1.00 U	1.00 U	1.00 U	1.00 U	1.00 U	1.00 U	1.00 U	1.00 U	1.00 U	1.00 U	1.00 U	1.00 U	1.00 U	1.00 U	1.00 U
3/10/20	1.00 U	1.00 U	1.00 U	1.00 U	1.00 U	1.00 U	1.00 U	1.00 U	1.00 U	1.00 U	1.00 U	1.00 U	1.00 U	1.00 U	1.00 U
8/3/20	1.00 U	1.00 U	1.00 U	1.00 U	1.00 U	1.00 U	1.00 U	1.00 U	0.05 U	0.02 U	1.00 U	1.00 U	1.00 U	1.00 U	1.00 U
3/29/21	1.00 U	1.00 U	1.00 U	1.00 U	1.00 U	1.00 U	1.00 U	1.00 U	0.05 U	0.02 U	1.00 U	1.00 U	1.00 U	1.00 U	1.00 U
9/3/21	1.00 U	1.00 U	1.00 U	1.00 U	1.00 U	1.00 U	1.00 U	1.00 U	0.05 U	0.02 U	1.00 U	1.00 U	1.00 U	1.00 U	1.00 U

Gude Landfill
Monitoring Location ST015 - Volatile Organic Compounds

Printed 12/10/21

	2,2-Dichloropropane (ug/L)	2-Butanone (ug/L)	2-Hexanone (ug/L)	4-Methyl-2-Pentanone (ug/L)	Acetone (ug/L)	Acrylonitrile (ug/L)	Benzene (ug/L)	Bromochloromethane (ug/L)	Bromodichloromethane (ug/L)	Bromoform (ug/L)	Bromomethane (ug/L)	Carbon Disulfide (ug/L)	Carbon Tetrachloride (ug/L)	Chlorobenzene (ug/L)	Chloroethane (ug/L)
MCL/ GWPS							5	80	80				5	100	
5/2/01	0.11 U	--	0.18 U	--	0.15 U	--	0.21 U	0.20 U	0.18 U	0.14 U	0.15 U	0.38 U	0.15 U	0.28 U	0.20 U
3/31/04	0.11 U	3.27	0.18 U	--	0.15 U	--	0.21 U	0.20 U	0.18 U	0.14 U	0.15 U	1.00 U	0.15 U	0.28 U	0.20 U
9/21/04	0.23 U	0.29 U	1.33	--	0.39 U	--	0.28 U	0.34 U	0.31 U	0.27 U	0.31 U	0.75 U	0.25 U	0.40 U	0.31 U
4/6/05	0.23 U	0.29 U	1.00 U	--	0.39 U	--	0.28 U	0.34 U	0.31 U	0.27 U	0.31 U	0.75 U	0.25 U	0.40 U	0.31 U
9/21/05	0.23 U	0.29 U	0.19 U	--	0.39 U	--	0.28 U	0.34 U	0.31 U	0.27 U	0.31 U	0.75 U	0.25 U	0.40 U	0.31 U
4/5/06	0.23 U	2.58	3.49	--	3.90	--	0.28 U	1.00 U	1.00 U	1.09	1.00 U	0.75 U	0.25 U	1.00 U	0.31 U
9/26/06	1.00 U	0.29 U	0.19 U	--	0.39 U	--	0.28 U	0.34 U	0.31 U	0.27 U	0.31 U	0.75 U	0.25 U	0.40 U	0.31 U
4/18/07	0.23 U	1.00 U	0.19 U	--	0.39 U	--	0.28 U	0.34 U	0.31 U	0.27 U	0.31 U	0.75 U	0.25 U	0.40 U	0.31 U
10/4/07	0.23 U	0.29 U	0.19 U	--	0.39 U	--	1.11	0.34 U	0.31 U	0.27 U	0.31 U	0.75 U	0.25 U	0.40 U	0.31 U
3/27/08	0.19 U	--	--	--	--	--	0.24 U	0.12 U	0.19 U	0.12 U	0.50 U	--	0.13 U	0.17 U	0.10 U
3/5/09	0.22 U	--	--	--	--	--	0.09 U	0.14 U	0.11 U	0.16 U	0.50 U	--	0.14 U	0.16 U	0.13 U
9/22/09	1.00 U	1.00 U	1.00 U	1.00 U	0.94 J	1.00 U	1.00 U	1.00 U	1.00 U	1.00 U	0.22 J	2.50 U	1.00 U	1.00 U	0.08 J
8/3/10	1.00 U	10.00 U	5.00 U	5.00 U	5.00 U	10.00 U	1.00 U	1.00 U	1.00 U	5.00 U	1.00 U	1.00 U	1.00 U	1.00 U	1.00 U
9/23/10	2.00 U	0.56 J	2.00 U	2.00 U	2.00 U	2.00 U	2.00 U	2.00 U	2.00 U	2.00 U	2.00 U	5.00 U	2.00 U	2.00 U	2.00 U
4/18/11	--	5.00 U	5.00 U	5.00 U	5.00 U	5.00 U	1.00 U	1.00 U	1.00 U	1.00 U	1.00 U	1.00 U	1.00 U	1.00 U	1.00 U
9/6/11	--	5.00 U	5.00 U	5.00 U	5.00 U	5.00 U	1.00 U	1.00 U	1.00 U	1.00 U	1.00 U	1.00 U	1.00 U	1.00 U	1.00 U
3/5/12	--	5.00 U	5.00 U	5.00 U	5.00 U	5.00 U	1.00 U	1.00 U	1.00 U	1.00 U	1.00 U	1.00 U	1.00 U	1.00 U	1.00 U
9/12/12	1.00 U	5.00 U	5.00 U	5.00 U	5.00 U	5.00 U	1.00 U	1.00 U	1.00 U	1.00 U	1.00 U	5.00 U	1.00 U	1.00 U	1.00 U
3/18/13	1.00 U	5.00 U	5.00 U	5.00 U	5.00 U	5.00 U	1.00 U	1.00 U	1.00 U	1.00 U	1.00 U	5.00 U	1.00 U	1.00 U	1.00 U
9/16/13	1.00 U	5.00 U	5.00 U	5.00 U	5.00 U	5.00 U	1.00 U	1.00 U	1.00 U	1.00 U	1.00 U	5.00 U	1.00 U	1.00 U	1.00 U

Gude Landfill
Monitoring Location ST015 - Volatile Organic Compounds

Printed 12/10/21

	2,2-Dichloropropane (ug/L)	2-Butanone (ug/L)	2-Hexanone (ug/L)	4-Methyl-2-Pentanone (ug/L)	Acetone (ug/L)	Acrylonitrile (ug/L)	Benzene (ug/L)	Bromochloromethane (ug/L)	Bromodichloromethane (ug/L)	Bromoform (ug/L)	Bromomethane (ug/L)	Carbon Disulfide (ug/L)	Carbon Tetrachloride (ug/L)	Chlorobenzene (ug/L)	Chloroethane (ug/L)
3/11/14	1.00 U	5.00 U	5.00 U	5.00 U	5.00 U	5.00 U	1.00 U	--	1.00 U	1.00 U	1.00 U	5.00 U	1.00 U	1.00 U	1.00 U
9/10/14	1.00 U	5.00 U	5.00 U	5.00 U	5.00 U	5.00 U	1.00 U	1.00 U	1.00 U	1.00 U	1.00 U	5.00 U	1.00 U	1.00 U	1.00 U
3/23/15	1.00 U	5.00 U	5.00 U	5.00 U	5.00 U	5.00 U	1.00 U	1.00 U	1.00 U	1.00 U	1.00 U	5.00 U	1.00 U	1.00 U	1.00 U
3/23/16	1.00 U	5.00 U	5.00 U	5.00 U	5.00 U	5.00 U	1.00 U	1.00 U	1.00 U	1.00 U	1.00 U	5.00 U	1.00 U	1.00 U	1.00 U
8/30/16	1.00 U	5.00 U	5.00 U	5.00 U	5.00 U	5.00 U	1.00 U	1.00 U	1.00 U	1.00 U	1.00 U	5.00 U	1.00 U	1.00 U	1.00 U
3/8/17	1.00 U	5.00 U	5.00 U	5.00 U	5.00 U	5.00 U	1.00 U	1.00 U	1.00 U	1.00 U	1.00 U	5.00 U	1.00 U	1.00 U	1.00 U
9/18/17	1.00 U	5.00 U	5.00 U	5.00 U	5.00 U	5.00 U	1.00 U	1.00 U	1.00 U	1.00 U	1.00 U	5.00 U	1.00 U	1.00 U	1.00 U
4/3/18	1.00 U	5.00 U	5.00 U	5.00 U	5.00 U	5.00 U	1.00 U	1.00 U	1.00 U	1.00 U	1.00 U	5.00 U	1.00 U	1.00 U	1.00 U
9/11/18	1.00 U	5.00 U	5.00 U	5.00 U	5.00 U	5.00 U	1.00 U	1.00 U	1.00 U	1.00 U	1.00 U	5.00 U	1.00 U	1.00 U	1.00 U
4/8/19	1.00 U	5.00 U	5.00 U	5.00 U	5.20	5.00 U	1.00 U	1.00 U	1.00 U	1.00 U	1.00 U	1.00 U	1.00 U	1.00 U	1.00 U
8/1/19	1.00 U	5.00 U	5.00 U	5.00 U	5.00 U	5.00 U	1.00 U	1.00 U	1.00 U	1.00 U	1.00 U	1.00 U	1.00 U	1.00 U	1.00 U
3/10/20	1.00 U	5.00 U	5.00 U	5.00 U	5.00 U	5.00 U	1.00 U	1.00 U	1.00 U	1.00 U	1.00 U	1.00 U	1.00 U	1.00 U	1.00 U
8/3/20	1.00 U	5.00 U	5.00 U	5.00 U	5.00 U	5.00 U	1.00 U	1.00 U	1.00 U	1.00 U	1.00 U	1.00 U	1.00 U	1.00 U	1.00 U
3/29/21	1.00 U	5.00 U	5.00 U	5.00 U	5.00 U	5.00 U	1.00 U	1.00 U	1.00 U	1.00 U	1.00 U	1.00 U	1.00 U	1.00 U	1.00 U
9/3/21	1.00 U	5.00 U	5.00 U	5.00 U	5.00 U	5.00 U	1.00 U	1.00 U	1.00 U	1.00 U	1.00 U	1.00 U	1.00 U	1.00 U	1.00 U

Gude Landfill

Printed 12/10/21

Monitoring Location ST015 - Volatile Organic Compounds

	Chloroform (ug/L)	Chloromethane (ug/L)	cis-1,2-Dichloroethene (ug/L)	cis-1,3-Dichloropropene (ug/L)	Dibromochloromethane (ug/L)	Ethylbenzene (ug/L)	m&p-Xylene (ug/L)	Methyl Iodide (ug/L)	Methyl Tertiary Butyl Ether (ug/L)	Methylene Bromide (ug/L)	Methylene Chloride (ug/L)	o-Xylene (ug/L)	Styrene (ug/L)	Tetrachloroethene (ug/L)	Toluene (ug/L)
MCL/ GWPS	80		70		80	700	10000				5	10000	100	5	1000
5/2/01	0.23 U	0.21 U	0.22 U	0.19 U	0.17 U	0.26 U	0.28 U	0.17 U	--	0.22 U	0.21 U	0.27 U	0.21 U	0.17 U	0.24 U
3/31/04	0.23 U	0.21 U	1.00 U	0.19 U	0.17 U	0.26 U	0.28 U	1.00 U	--	0.22 U	0.21 U	0.27 U	0.21 U	1.00 U	0.24 U
9/21/04	0.27 U	0.25 U	1.00 U	0.29 U	0.27 U	0.23 U	0.40 U	0.28 U	--	0.25 U	0.34 U	0.18 U	0.25 U	1.00 U	0.32 U
4/6/05	0.27 U	0.25 U	0.28 U	0.29 U	0.27 U	0.23 U	0.40 U	0.28 U	--	0.25 U	0.34 U	0.18 U	0.25 U	0.36 U	0.32 U
9/21/05	0.27 U	0.25 U	0.28 U	0.29 U	0.27 U	0.23 U	0.40 U	0.28 U	--	0.25 U	0.34 U	0.18 U	0.25 U	0.36 U	0.32 U
4/5/06	0.27 U	0.25 U	0.28 U	1.00 U	1.04	1.00 U	2.00 U	0.28 U	--	2.33	1.00 U	1.00 U	1.00 U	0.36 U	0.32 U
9/26/06	0.27 U	0.25 U	1.00 U	0.29 U	0.27 U	0.23 U	0.40 U	1.00 U	--	0.25 U	0.34 U	0.18 U	0.25 U	0.36 U	0.32 U
4/18/07	0.27 U	0.25 U	1.00 U	0.29 U	0.27 U	0.23 U	0.40 U	1.00 U	--	0.25 U	0.34 U	0.18 U	0.25 U	0.36 U	0.32 U
10/4/07	0.27 U	0.25 U	0.28 U	0.29 U	0.27 U	1.15	3.64	0.28 U	--	0.25 U	0.34 U	1.45	0.25 U	0.36 U	5.94
3/27/08	0.21 U	0.15 U	0.76	0.13 U	0.15 U	0.26 U	0.43 U	--	1.73 U	0.15 U	0.12 U	0.22 U	0.20 U	0.20 U	0.28 U
3/5/09	0.12 U	0.20 U	1.00	0.12 U	0.13 U	0.12 U	0.23 U	--	1.25 U	0.20 U	0.17 U	0.11 U	0.11 U	0.16 U	0.12 U
9/22/09	1.00 U	1.00 U	0.53 J	1.00 U	1.00 U	1.00 U	2.00 U	1.00 U	1.00 U	1.00 U	1.00 U	1.00 U	1.00 U	1.00 U	1.00 U
8/3/10	1.00 U	1.00 U	1.00 U	1.00 U	1.00 U	1.00 U	2.00 U	20.00 U	--	1.00 U	1.00 U	1.00 U	1.00 U	1.00 U	1.00 U
9/23/10	2.00 U	2.00 U	2.00 U	2.00 U	2.00 U	2.00 U	4.00 U	2.00 U	2.00 U	2.00 U	2.00 U	2.00 U	2.00 U	2.00 U	2.00 U
4/18/11	1.00 U	1.00 U	1.00 U	1.00 U	1.00 U	1.00 U	--	1.00 U	2.00 U	1.00 U	1.00 U	--	1.00 U	1.00 U	1.00 U
9/6/11	1.00 U	1.00 U	1.00 U	1.00 U	1.00 U	1.00 U	--	1.00 U	2.00 U	1.00 U	1.00 U	--	1.00 U	1.00 U	1.00 U
3/5/12	1.00 U	1.00 U	1.00 U	1.00 U	1.00 U	1.00 U	--	1.00 U	1.00 U	1.00 U	1.00 U	--	1.00 U	1.00 U	1.00 U
9/12/12	1.00 U	1.00 U	1.00 U	1.00 U	1.00 U	1.00 U	2.00 U	5.00 U	5.00 U	1.00 U	1.00 U	1.00 U	1.00 U	1.00 U	1.00 U
3/18/13	1.00 U	1.00 U	1.00 U	1.00 U	1.00 U	1.00 U	2.00 U	5.00 U	5.00 U	1.00 U	1.00 U	1.00 U	1.00 U	1.00 U	1.00 U
9/16/13	1.00 U	1.00 U	1.00 U	1.00 U	1.00 U	1.00 U	2.00 U	5.00 U	5.00 U	1.00 U	1.00 U	1.00 U	1.00 U	1.00 U	1.00 U

Shaded concentrations represent MCL/GWPS exceedances

Printed on Recycled Paper

Gude Landfill
Monitoring Location ST015 - Volatile Organic Compounds

Printed 12/10/21

	Chloroform (ug/L)	Chloromethane (ug/L)	cis-1,2-Dichloroethene (ug/L)	cis-1,3-Dichloropropene (ug/L)	Dibromochloromethane (ug/L)	Ethylbenzene (ug/L)	m&p-Xylene (ug/L)	Methyl Iodide (ug/L)	Methyl Tertiary Butyl Ether (ug/L)	Methylene Bromide (ug/L)	Methylene Chloride (ug/L)	o-Xylene (ug/L)	Styrene (ug/L)	Tetrachloroethene (ug/L)	Toluene (ug/L)
3/11/14	1.00 U	1.00 U	1.00 U	1.00 U	1.00 U	1.00 U	2.00 U	5.00 U	5.00 U	1.00 U	1.00 U	1.00 U	1.00 U	1.00 U	1.00 U
9/10/14	1.00 U	1.00 U	1.00 U	1.00 U	1.00 U	1.00 U	2.00 U	5.00 U	5.00 U	1.00 U	1.00 U	1.00 U	1.00 U	1.00 U	1.00 U
3/23/15	1.00 U	1.00 U	1.00 U	1.00 U	1.00 U	1.00 U	2.00 U	5.00 U	5.00 U	1.00 U	1.00 U	1.00 U	1.00 U	1.00 U	1.00 U
3/23/16	1.00 U	1.00 U	1.00 U	1.00 U	1.00 U	1.00 U	2.00 U	5.00 U	5.00 U	1.00 U	1.00 U	1.00 U	1.00 U	1.00 U	1.00 U
8/30/16	1.00 U	1.00 U	1.00 U	1.00 U	1.00 U	1.00 U	2.00 U	5.00 U	5.00 U	1.00 U	1.00 U	1.00 U	1.00 U	1.00 U	1.00 U
3/8/17	1.00 U	1.00 U	1.00 U	1.00 U	1.00 U	1.00 U	2.00 U	5.00 U	5.00 U	1.00 U	1.00 U	1.00 U	1.00 U	1.00 U	1.00 U
9/18/17	1.00 U	1.00 U	1.00 U	1.00 U	1.00 U	1.00 U	2.00 U	5.00 U	5.00 U	1.00 U	1.00 U	1.00 U	1.00 U	1.00 U	1.00 U
4/3/18	1.00 U	1.00 U	1.00 U	1.00 U	1.00 U	1.00 U	2.00 U	5.00 U	5.00 U	1.00 U	1.00 U	1.00 U	1.00 U	1.00 U	1.00 U
9/11/18	1.00 U	1.00 U	1.00 U	1.00 U	1.00 U	1.00 U	2.00 U	5.00 U	5.00 U	1.00 U	1.00 U	1.00 U	1.00 U	1.00 U	1.00 U
4/8/19	1.00 U	1.00 U	1.00 U	1.00 U	1.00 U	1.00 U	1.00 U	1.00 U	1.00 U	1.00 U	1.00 U	1.00 U	1.00 U	1.00 U	1.00 U
8/1/19	1.00 U	1.00 U	1.00 U	1.00 U	1.00 U	1.00 U	1.00 U	1.00 U	1.00 U	1.00 U	1.00 U	1.00 U	1.00 U	1.00 U	1.00 U
3/10/20	1.00 U	1.00 U	1.00 U	1.00 U	1.00 U	1.00 U	1.00 U	1.00 U	1.00 U	1.00 U	1.00 U	1.00 U	1.00 U	1.00 U	1.00 U
8/3/20	1.00 U	1.00 U	1.00 U	1.00 U	1.00 U	1.00 U	1.00 U	1.00 U	1.00 U	1.00 U	1.00 U	1.00 U	1.00 U	1.00 U	1.00 U
3/29/21	1.00 U	1.00 U	1.00 U	1.00 U	1.00 U	1.00 U	1.00 U	1.00 U	1.00 U	1.00 U	1.00 U	1.00 U	1.00 U	1.00 U	1.00 U
9/3/21	1.00 U	1.00 U	1.00 U	1.00 U	1.00 U	1.00 U	1.00 U	1.00 U	1.00 U	1.00 U	1.00 U	1.00 U	1.00 U	1.00 U	1.00 U

Gude Landfill

Printed 12/10/21

Monitoring Location ST015 - Volatile Organic Compounds

	trans-1,2-Dichloroethene (ug/L)	trans-1,3-Dichloropropene (ug/L)	trans-1,4-Dichloro-2-butene (ug/L)	Trichloroethene (ug/L)	Trichlorofluoromethane (ug/L)	Vinyl Acetate (ug/L)	Vinyl Chloride (ug/L)	Xylene (ug/L)
MCL/ GWPS	100			5			2	10000
5/2/01	0.22 U	0.13 U	0.14 U	0.19 U	0.18 U	--	--	--
3/31/04	0.22 U	0.13 U	0.14 U	1.08	0.18 U	--	0.05	--
9/21/04	0.45 U	0.24 U	0.30 U	1.05	0.36 U	--	0.32 U	--
4/6/05	0.45 U	0.24 U	1.00 U	1.00 U	0.36 U	--	0.32 U	--
9/21/05	0.45 U	0.24 U	0.30 U	1.00 U	0.36 U	--	0.32 U	--
4/5/06	0.45 U	1.06	1.83	1.00 U	0.36 U	--	0.32 U	--
9/26/06	0.45 U	0.24 U	0.30 U	1.00 U	0.36 U	--	0.32 U	--
4/18/07	0.45 U	0.24 U	0.30 U	1.40	0.36 U	--	0.32 U	--
10/4/07	0.45 U	0.24 U	0.30 U	0.31 U	0.36 U	--	0.32 U	--
3/27/08	0.22 U	0.08 U	--	1.10	0.07 U	--	0.22 U	--
3/5/09	0.14 U	0.13 U	--	2.20	0.50 U	--	0.18 U	--
9/22/09	1.00 U	1.00 U	1.00 U	0.62 J	1.00 U	--	1.00 U	--
8/3/10	1.00 U	1.00 U	5.00 U	1.00 U	1.00 U	1.00 U	1.00 U	--
9/23/10	2.00 U	2.00 U	2.00 U	2.00 U	2.00 U	2.00 U	2.00 U	--
4/18/11	1.00 U	1.00 U	5.00 U	1.00 U	1.00 U	1.00 U	1.00 U	1.00 U
9/6/11	1.00 U	1.00 U	5.00 U	1.00 U	1.00 U	1.00 U	1.00 U	1.00 U
3/5/12	1.00 U	1.00 U	5.00 U	1.00 U	1.00 U	1.00 U	1.00 U	1.00 U
9/12/12	1.00 U	1.00 U	5.00 U	1.00 U	1.00 U	5.00 U	1.00 U	--
3/18/13	1.00 U	1.00 U	5.00 U	1.50	1.00 U	5.00 U	1.00 U	--
9/16/13	1.00 U	1.00 U	5.00 U	1.00 U	1.00 U	5.00 U	1.00 U	--

Gude Landfill

Monitoring Location ST015 - Volatile Organic Compounds

	trans-1,2-Dichloroethene (ug/L)	trans-1,3-Dichloropropene (ug/L)	trans-1,4-Dichloro-2-butene (ug/L)	Trichloroethene (ug/L)	Trichlorofluoromethane (ug/L)	Vinyl Acetate (ug/L)	Vinyl Chloride (ug/L)	Xylene (ug/L)
3/11/14	1.00 U	1.00 U	5.00 U	1.00 U	1.00 U	5.00 U	1.00 U	--
9/10/14	1.00 U	1.00 U	5.00 U	1.00 U	1.00 U	5.00 U	1.00 U	--
3/23/15	1.00 U	1.00 U	5.00 U	1.00 U	1.00 U	5.00 U	1.00 U	--
3/23/16	1.00 U	1.00 U	5.00 U	1.00 U	1.00 U	5.00 U	1.00 U	--
8/30/16	1.00 U	1.00 U	5.00 U	1.00 U	1.00 U	5.00 U	1.00 U	--
3/8/17	1.00 U	1.00 U	5.00 U	1.00 U	1.00 U	5.00 U	1.00 U	--
9/18/17	1.00 U	1.00 U	5.00 U	1.00 U	1.00 U	5.00 U	1.00 U	--
4/3/18	1.00 U	1.00 U	5.00 U	1.00 U	1.00 U	5.00 U	1.00 U	--
9/11/18	1.00 U	1.00 U	5.00 U	1.00 U	1.00 U	5.00 U	1.00 U	--
4/8/19	1.00 U	1.00 U	1.00 U	1.00 U	1.00 U	1.00 U	1.00 U	--
8/1/19	1.00 U	1.00 U	1.00 U	1.00 U	1.00 U	1.00 U	1.00 U	--
3/10/20	1.00 U	1.00 U	1.00 U	1.10	1.00 U	1.00 U	1.00 U	--
8/3/20	1.00 U	1.00 U	1.00 U	1.00 U	1.00 U	1.00 U	1.00 U	--
3/29/21	1.00 U	1.00 U	1.00 U	1.90	1.00 U	1.00 U	1.00 U	--
9/3/21	1.00 U	1.00 U	1.00 U	1.10	1.00 U	1.00 U	1.00 U	--

Gude Landfill
Monitoring Location ST065 - General Parameters

Printed 12/10/21

	Alkalinity (mg/L)	Ammonia Nitrogen (mg/L)	Chemical Oxygen Demand (mg/L)	Chloride (mg/L)	Cyanide, Total (mg/L)	Dissolved Oxygen, Field (mg/L)	Hardness (mg/L)	Nitrate (mg/L)	Nitrate+Nitrite (mg/L)	Nitrite (mg/L)	ORP, Field (mV)	pH, Field (SU)	pH, Lab (SU)
MCL/ GWPS					0.2			10		1			
4/3/01	--	--	--	90.7963	0.005 U	--	--	1.2261	--	--	--	--	--
9/5/01	--	--	--	42.5057	0.002	--	--	--	--	--	--	--	--
3/12/02	--	--	--	249.4420	0.004	--	--	--	--	--	--	--	--
9/16/02	--	--	--	45.8664	0.001 U	--	--	--	--	--	--	--	--
6/3/03	--	--	--	69.5377	0.005 U	--	--	--	--	--	--	--	--
10/8/03	--	--	--	--	0.006	--	--	--	--	--	--	--	--
3/24/04	--	--	--	--	0.006	--	--	--	--	--	--	--	--
9/21/04	--	--	--	--	0.005 U	--	--	--	--	--	--	--	--
4/6/05	--	--	--	--	0.005 U	--	--	--	--	--	--	--	--
9/21/05	--	--	--	--	0.002 U	--	--	--	--	--	--	--	--
4/5/06	--	--	--	--	0.005 U	--	--	--	--	--	--	--	--
9/26/06	--	--	--	--	0.630	--	--	--	--	--	--	--	--
4/18/07	--	--	--	--	0.119	--	--	--	--	--	--	--	--
10/2/07	--	--	--	--	0.005 U	--	--	--	--	--	--	--	--
3/25/08	--	--	--	--	--	--	--	--	--	--	--	--	--
9/23/08	--	--	--	--	--	--	--	--	--	--	--	--	--
9/22/09	70.0	0.20 U	34.8	51.7000	--	--	100.0	0.2000 U	--	--	--	--	--
8/3/10	--	--	--	--	0.050 U	--	--	--	--	--	--	--	--
9/20/10	88.0	0.20 U	7.7 J	98.4000	--	--	170.0	1.1170	1.12	0.05 U	--	--	--

Shaded concentrations represent MCL/GWPS exceedances

Printed on Recycled Paper

Gude Landfill
Monitoring Location ST065 - General Parameters

Printed 12/10/21

	Alkalinity (mg/L)	Ammonia Nitrogen (mg/L)	Chemical Oxygen Demand (mg/L)	Chloride (mg/L)	Cyanide, Total (mg/L)	Dissolved Oxygen, Field (mg/L)	Hardness (mg/L)	Nitrate (mg/L)	Nitrate+Nitrite (mg/L)	Nitrite (mg/L)	ORP, Field (mV)	pH, Field (SU)	pH, Lab (SU)
4/18/11	243.0	0.20 U	35.1	99.6000	--	--	180.0	0.3920	0.44	0.05 U	--	--	--
9/12/11	203.0	0.20 U	39.2	154.0000	--	--	174.0	0.2000 U	0.20 U	0.05 U	--	--	--
3/5/12	237.0	0.20 U	32.6	136.0000	--	--	178.0	0.6210	0.63	0.05 U	--	--	--
9/11/12	98.0	0.20 U	10.5	91.5000	--	--	150.0	0.6540	0.70	0.05 U	--	--	--
3/27/13	253.0	0.20 U	60.7	171.0000	--	10.33	196.0	0.2000 U	0.20 U	0.05 U	--	6.42	--
9/11/13	112.0	0.20 U	10.0 U	68.4000	--	8.15	170.0	1.1600	1.17	0.05 U	337.0	7.48	--
3/24/14	74.0	0.20 U	18.6	586.0000	--	14.74	174.0	1.3700	--	--	505.0	7.88	--
9/2/14	174.0	0.20 U	110.0	89.2000	--	6.81	158.0	1.0775	1.14	0.06	--	8.07	--
3/17/15	65.0	0.20 U	10.0	273.0000	--	12.08	120.0	1.1500	1.20	0.05 U	356.0	7.53	--
3/17/16	68.0	0.20 U	10.0 U	192.0000	--	12.43	156.0	1.3000	1.35	0.05 U	--	7.69	--
9/4/18	272.0	0.20 U	41.3	96.3000	--	4.47	201.0	0.2000 U	0.20 U	0.05 U	111.0	7.36	--
4/8/19	89.1	0.15	18.9	171.0000	--	10.43	173.0 B	2.0000	--	--	135.9	7.72	7.77
7/30/19	78.5	0.10 U	21.5	98.1000	--	8.05	142.0 B	1.6000	--	--	200.0	7.76	7.66
3/2/20	79.5	0.10 U	10.8	105.0000	--	13.92	142.0	1.9000	--	--	241.6	7.84	7.97
7/29/20	66.1	0.10 U	16.7	97.4000	--	7.99	146.0	1.1200	--	--	76.6	7.73	7.70
3/29/21	76.0	0.12	15.1	278.0000	--	11.58	147.0	0.8280	--	--	50.0	2.49	7.92
9/7/21	76.7	0.05 U	11.9	74.3000	--	8.69	125.0	1.2100	--	--	240.9	7.83	7.45

Gude Landfill
Monitoring Location ST065 - General Parameters

Printed 12/10/21

	Phosphate (mg/L)	Specific Conductivity, Field (uS/cm)	Specific Conductivity, Lab (umhos/cm)	Sulfate, total (mg/L)	Sulfide (mg/L)	Temperature, field (°C)	Total Dissolved Solids (mg/L)	Total Phenolics (mg/L)	Total Suspended Solids (mg/L)	Turbidity (NTU)	Turbidity, Field (NTU)
MCL/ GWPS											
4/3/01	--	--	--	--	--	--	--	--	--	8.900	--
9/5/01	--	--	--	--	--	--	--	--	--	1.500	--
3/12/02	--	--	--	--	--	--	--	--	--	1.880	--
9/16/02	--	--	--	--	--	--	--	--	--	0.200	--
6/3/03	0.010	--	--	--	--	--	--	0	--	4.500	--
10/8/03	0.010 U	--	--	--	--	--	--	0 U	--	--	--
3/24/04	0.001 U	--	--	--	--	--	--	--	--	--	--
9/21/04	0.010 U	--	--	--	--	--	--	0 U	--	--	--
4/6/05	0.003 U	--	--	--	--	--	--	0 U	--	--	--
9/21/05	0.010	--	--	--	--	--	--	0	--	--	--
4/5/06	0.012	--	--	--	--	--	--	0	--	--	--
9/26/06	0.011	--	--	--	--	--	--	0	--	--	--
4/18/07	0.011	--	--	--	--	--	--	0 U	--	--	--
10/2/07	0.026	--	--	--	--	--	--	0 U	--	--	--
3/25/08	--	--	--	--	--	--	--	0 U	--	--	--
9/23/08	--	--	--	--	--	--	--	0 U	--	--	--
9/22/09	--	--	--	5.32	--	--	196.0	--	--	90.300	--
8/3/10	--	--	--	--	3.0 U	--	--	--	--	--	--
9/20/10	--	--	--	10.80	--	--	500.0	--	--	0.696	--

Gude Landfill

Printed 12/10/21

Monitoring Location ST065 - General Parameters

	Phosphate (mg/L)	Specific Conductivity, Field (uS/cm)	Specific Conductivity, Lab (umhos/cm)	Sulfate, total (mg/L)	Sulfide (mg/L)	Temperature, field (°C)	Total Dissolved Solids (mg/L)	Total Phenolics (mg/L)	Total Suspended Solids (mg/L)	Turbidity (NTU)	Turbidity, Field (NTU)
4/18/11	--	--	--	26.60 J	--	--	524.0	--	--	8.260	--
9/12/11	--	--	--	32.80	--	--	588.0	--	--	--	--
3/5/12	--	--	--	25.40	--	--	532.0	--	--	--	--
9/11/12	--	--	--	10.40	--	--	360.0	--	--	--	--
3/27/13	--	1.0	--	26.30	--	7.3	562.0	--	--	--	--
9/11/13	--	466.9	--	29.20	--	23.5	352.0	--	--	--	0.00
3/24/14	--	1916.0	--	19.80	--	5.9	1038.0	--	--	--	--
9/2/14	--	563.0	--	10.70	--	22.8	370.0	--	--	--	--
3/17/15	--	813.1	--	13.50	--	10.6	470.0	--	--	--	7.50
3/17/16	--	694.3	--	14.00	--	10.1	473.0	--	--	--	1.00
9/4/18	--	807.0	--	10.40	--	24.0	459.0	--	--	--	7.80
4/8/19	--	712.0	752.0	18.00	--	14.3	430.0	--	2.6 U	1.650	6.90
7/30/19	--	529.0	505.0	12.50	--	22.9	321.0	--	2.5 U	0.760	0.00
3/2/20	--	420.4	520.0	14.00	--	8.8	310.0	--	2.6 U	1.320	328.30
7/29/20	--	495.2	487.0	10.30	--	24.8	268.0	--	2.3 U	0.544	17.80
3/29/21	--	859.0	1070.0	14.10	--	11.1	550.0	--	6.8	3.640	4.92
9/7/21	--	3998.0	407.0	9.20	--	19.2	259.0	--	2.3 U	0.842	4.20

Gude Landfill
Monitoring Location ST065 - Dissolved Metals

Printed 12/10/21

Nickel, dissolved (mg/L)

	MCL/ GWPS
9/12/11	0.01
3/5/12	0.01
9/11/12	0.01 U
3/27/13	0.01
9/11/13	0.01 U

Gude Landfill
Monitoring Location ST065 - Total Metals

Printed 12/10/21

	Antimony, total (mg/L)	Arsenic, total (mg/L)	Barium, total (mg/L)	Beryllium, total (mg/L)	Boron, total (mg/L)	Cadmium, total (mg/L)	Calcium, total (mg/L)	Chromium, total (mg/L)	Cobalt, total (mg/L)	Copper, total (mg/L)	Iron, total (mg/L)	Lead, total (mg/L)
MCL/ GWPS	0.006	0.01	2	0.004		0.005		0.1				0.015
4/3/01	0.0007 U	0.0020 U	0.0258	0.0005 U	--	0.0006 U	--	0.0020 U	0.0020 U	0.0100 U	--	0.00130 U
9/5/01	0.0020 U	0.0007 U	0.0305	0.0017 U	--	0.0006 U	--	0.0012 U	0.0004 U	0.0082	--	0.00200 U
3/12/02	0.0005 U	0.0007 U	0.0475	0.0017 U	--	0.0006 U	--	0.0031	0.0020 U	0.0104	--	0.00200 U
9/16/02	0.0007 U	0.0020 U	0.0293	0.0004 U	--	0.0004 U	--	0.0026	0.0020 U	0.0076	--	0.00200 U
6/3/03	0.0007 U	0.0020 U	0.0328	0.0004 U	--	0.0004 U	--	0.0020 U	0.0020 U	0.0157	--	0.00200 U
10/8/03	0.0009 U	0.0008 U	0.0327	0.0016 U	--	0.0007 U	--	0.0020 U	0.0020 U	0.0100 U	--	0.00200 U
3/24/04	0.0009 U	0.0020 U	0.0745	0.0016 U	--	0.0020 U	--	0.0020 U	0.0074	0.0100 U	--	0.00200
9/21/04	0.0028 U	0.0006 U	0.0376	0.0012 U	--	0.0003 U	--	0.0007 U	0.0005 U	0.0105	--	0.00060 U
4/6/05	0.0028 U	0.0006 U	0.0301	0.0012 U	--	0.0003 U	--	0.0020 U	0.0020 U	0.0134	--	0.00200 U
9/21/05	0.0028 U	0.0006 U	0.0351	0.0012 U	--	0.0003 U	--	0.0007 U	0.0005 U	0.0105	--	0.00200 U
4/5/06	0.0006 U	0.0006 U	0.0592	0.0007 U	--	0.0004 U	--	0.0020 U	0.0005 U	0.0137	--	0.00320
9/26/06	0.0007 U	0.0008 U	0.0472	0.0009 U	--	0.0006 U	--	0.0020 U	0.0005 U	0.0049	--	0.00070 U
4/18/07	0.0007 U	0.0008 U	0.1000	0.0009 U	0.035	--	--	0.0020 U	0.0134	0.0063	--	0.00200 U
10/2/07	0.0020 U	0.0008 U	0.0404	0.0009 U	0.138	--	--	0.0020 U	0.0020 U	0.0069	--	0.00070 U
3/25/08	0.0005 U	0.0006 U	0.0380	0.0010 U	0.047	--	--	0.0020 U	0.0012 U	0.0075	--	0.00100 U
9/23/08	0.0010 U	0.0012 U	0.0314	0.0020 U	0.400 U	--	--	0.0016 U	0.0024 U	0.0069	--	0.00400 U
3/5/09	0.0020 U	0.0002 U	0.0447	0.0002 U	0.011	--	--	0.0020 U	0.0020 U	0.0058	--	0.00200 U
9/22/09	0.0020 U	0.0020 U	0.0912	0.0020 U	--	0.0020 U	18.10	0.0020 U	0.0137	0.0080	10.1000	0.00360
8/3/10	0.0010 U	0.0006 J	0.0350	0.0010 U	--	0.0010 U	--	0.0026	0.0010 U	0.0008 J	--	0.00100 U
9/20/10	0.0050 U	0.0050 U	0.0431	0.0050 U	--	0.0050 U	34.30	0.0050 U	0.0050 U	0.0066	0.2860 J	0.00500 U
4/18/11	0.0050 U	0.0050 U	0.0556	0.0050 U	--	0.0050 U	33.90 J	0.0050 U	0.0050 U	0.0067	0.6570	0.00500 U
9/12/11	0.0050 U	0.0050 U	0.0790	0.0050 U	--	0.0050 U	34.20	0.0050 U	0.0050 U	0.0077	0.6130	0.00500 U
3/5/12	0.0050 U	0.0050 U	0.0484	0.0050 U	--	0.0050 U	30.60	0.0050 U	0.0050 U	0.0077	0.5070	0.00500 U

Shaded concentrations represent MCL/GWPS exceedances

Printed on Recycled Paper

Gude Landfill
Monitoring Location ST065 - Total Metals

Printed 12/10/21

	Antimony, total (mg/L)	Arsenic, total (mg/L)	Barium, total (mg/L)	Beryllium, total (mg/L)	Boron, total (mg/L)	Cadmium, total (mg/L)	Calcium, total (mg/L)	Chromium, total (mg/L)	Cobalt, total (mg/L)	Copper, total (mg/L)	Iron, total (mg/L)	Lead, total (mg/L)
9/11/12	0.0050 U	0.0050 U	0.0450	0.0050 U	--	0.0050 U	34.30	0.0050 U	0.0050 U	0.0050 U	0.5480	0.00500 U
3/27/13	0.0050 U	0.0050 U	0.0644	0.0050 U	--	0.0050 U	34.60	0.0050 U	0.0050 U	0.0168	0.3900	0.00500 U
9/11/13	0.0050 U	0.0050 U	0.0440	0.0050 U	--	0.0050 U	40.00	0.0050 U	0.0050 U	0.0050 U	0.2940	0.00500 U
3/24/14	0.0050 U	0.0050 U	0.0685	0.0050 U	--	0.0050 U	37.60	0.0050 U	0.0050 U	0.0055	0.4910	0.00500 U
9/2/14	0.0050 U	0.0050 U	0.2270	0.0050 U	--	0.0050 U	23.50	0.0226	0.0387	0.0267	17.8000	0.02440
3/17/15	0.0020 U	0.0020 U	0.0390	0.0020 U	--	0.0040 U	23.00	0.0100 U	0.0100 U	0.0035 J	0.5700	0.00200 U
3/17/16	0.0020 U	0.0020 U	0.0541	0.0020 U	--	0.0020 U	33.30	0.0020 U	0.0020 U	0.0023	0.5300	0.00200 U
9/4/18	0.0020 U	0.0020 U	0.0819	0.0020 U	--	0.0020 U	36.50	0.0021	0.0039	0.0020 U	0.7450	0.00200 U
4/8/19	0.0010 U	0.0010 U	0.0509	0.0010 U	--	0.0010 U	30.50	0.0010 U	0.0010 U	0.0014	0.1850	0.00100 U
7/30/19	0.0010 U	0.0010 U	0.0426	0.0010 U	--	0.0010 U	27.20 B	0.0010 U	0.0010 U	0.0010 U	0.1220	0.00100 U
3/2/20	0.0010 U	0.0010 U	0.0391	0.0010 U	--	0.0010 U	26.70	0.0010 U	0.0010 U	0.0010 U	0.1930	0.00100 U
7/29/20	0.0010 U	0.0010 U	0.0464	0.0010 U	--	0.0010 U	27.90	0.0010 U	0.0010 U	0.0010 U	0.1190	0.00100 U
3/29/21	0.0010 U	0.0010 U	0.0502	0.0010 U	--	0.0010 U	28.70	0.0010 U	0.0010 U	0.0017	0.4490	0.00100 U
9/7/21	0.0010 U	0.0010 U	0.0395	0.0010 U	--	0.0010 U	25.20	0.0010 U	0.0010 U	0.0010 U	0.2550	0.00100 U

Gude Landfill
Monitoring Location ST065 - Total Metals

Printed 12/10/21

	Magnesium, total (mg/L)	Manganese, total (mg/L)	Mercury, total (mg/L)	Nickel, total (mg/L)	Potassium, total (mg/L)	Selenium, total (mg/L)	Silver, total (mg/L)	Sodium, total (mg/L)	Thallium, total (mg/L)	Tin, total (mg/L)	Vanadium, total (mg/L)
MCL/ GWPS			0.002			0.05			0.002		
4/3/01	--	0.10780	0.000100 U	0.0062	--	0.00180 U	0.0052 U	--	0.0009 U	0.2000 U	0.00200 U
9/5/01	--	0.05240	0.000100 U	0.0100 U	--	0.00090 U	0.0044 U	--	0.0009 U	0.2000 U	0.00200 U
3/12/02	--	0.10720	0.000100 U	0.0100 U	--	0.00090 U	0.0044 U	--	0.0009 U	0.2000 U	0.00070 U
9/16/02	--	0.02910	0.000100 U	0.0026	--	0.00440	0.0096 U	--	0.0010 U	0.0008 U	0.00030 U
6/3/03	--	0.09910	0.000200 U	0.0062	--	0.00120 U	0.0096 U	--	0.0010 U	0.0008 U	0.00200 U
10/8/03	--	0.21330	0.000200 U	0.0041	--	0.00070 U	0.0022 U	--	0.0004 U	0.0003 U	0.00200 U
3/24/04	--	0.52620	0.000200 U	0.0151	--	0.00240	0.0022 U	--	0.0004 U	0.0003 U	0.00200 U
9/21/04	--	0.05200	0.000100 U	0.0037	--	0.00100 U	0.0018 U	--	0.0006 U	0.0003 U	0.00200 U
4/6/05	--	0.11200	0.000100 U	0.0057	--	0.00100 U	0.0018 U	--	0.0006 U	0.0050 U	0.00200 U
9/21/05	--	0.08710	0.000100 U	0.0030	--	0.00100 U	0.0018 U	--	0.0006 U	0.0050 U	0.00200 U
4/5/06	--	0.26990	0.000100 U	0.0083	--	0.00150 U	0.0004 U	--	0.0004 U	0.0050 U	0.00200 U
9/26/06	--	0.05590	0.000200 U	0.0024	--	0.00200 U	0.0005 U	--	0.0007 U	0.0050 U	0.00070 U
4/18/07	--	--	0.000200 U	0.0058	--	0.00080 U	0.0005 U	--	0.0007 U	0.0500 U	0.00200 U
10/2/07	--	--	0.000200 U	0.0037	--	0.00200 U	0.0005 U	--	0.0007 U	0.0020 U	0.00070 U
3/25/08	--	--	0.000200 U	0.0058	--	0.00090 U	0.0008 U	--	0.0006 U	0.0500 U	0.00060 U
9/23/08	--	--	0.000200 U	0.0040 U	--	0.00180 U	0.0016 U	--	0.0012 U	0.0011 U	0.00120 U
3/5/09	--	--	0.000200 U	0.0028	--	0.00200 U	0.0009 U	--	0.0002 U	0.0011 U	0.00200 U
9/22/09	10.600	2.37000	0.000200 U	0.0080	2.920	0.00200 U	0.0020 U	25.70	0.0020 U	--	0.00360
8/3/10	--	--	0.000200 U	0.0029	--	0.00100 U	0.0010 U	--	0.0010 U	0.0050 U	0.00500 U
9/20/10	18.400	0.01790	0.000200 U	0.0050 U	4.000	0.00500 U	0.0050 U	37.00	0.0050 U	--	0.00500 U
4/18/11	26.900 J	0.14300	0.000200 U	0.0095	14.800	0.00500 U	0.0050 U	121.00 J	0.0050 U	--	0.00500 U
9/12/11	23.700	0.25000	0.000200 U	--	14.900	0.00820	0.0050 U	115.00	0.0050 U	--	0.00500 U
3/5/12	29.000	0.08640	0.000200 U	--	13.800	0.00500 U	0.0050 U	136.00	0.0050 U	--	0.00500 U

Gude Landfill
Monitoring Location ST065 - Total Metals

Printed 12/10/21

	Magnesium, total (mg/L)	Manganese, total (mg/L)	Mercury, total (mg/L)	Nickel, total (mg/L)	Potassium, total (mg/L)	Selenium, total (mg/L)	Silver, total (mg/L)	Sodium, total (mg/L)	Thallium, total (mg/L)	Tin, total (mg/L)	Vanadium, total (mg/L)
9/11/12	17.400	0.01820	0.000200 U	--	4.680	0.00500 U	0.0050 U	26.30	0.0050 U	--	0.00500 U
3/27/13	28.300	0.02870	0.000200 U	--	17.000	0.00500 U	0.0050 U	136.00	0.0050 U	--	0.00500 U
9/11/13	19.000	0.07050	0.000200 U	--	4.530	0.00500 U	0.0050 U	27.50	0.0050 U	--	0.00500 U
3/24/14	20.100	0.15400	0.000200 U	0.0090	5.100	0.00500 U	0.0050 U	345.00	0.0050 U	--	0.00500 U
9/2/14	19.500	5.11000	0.000200 U	0.0307	15.200	0.00500 U	0.0050 U	75.90	0.0050 U	--	0.02810
3/17/15	12.000	0.12000	0.000200 U	0.0085 J	3.300	0.03500 U	0.0100 U	150.00	0.0020 U	--	0.01000 U
3/17/16	18.600	0.13900	0.000200 U	0.0069	2.590	0.00200 U	0.0001 U	83.50	0.0010 U	--	0.00200 U
9/4/18	26.800	0.83200	0.000200 U	0.0083	14.800	0.00571	0.0020 U	85.60	0.0010 U	--	0.00200 U
4/8/19	23.400	0.08470	0.000100 U	0.0068	3.930	0.00100 U	0.0010 U	71.30	0.0010 U	--	0.00100 U
7/30/19	17.900	0.01770	0.000100 U	0.0027	3.410	0.00100 U	0.0010 U	32.10 B	0.0010 U	--	0.00100 U
3/2/20	18.200	0.07370	0.000100 U	0.0045	3.660	0.00100 U	0.0010 U	40.30	0.0010 U	--	0.00100 U
7/29/20	18.700	0.01720	0.000100 U	0.0024	3.460	0.00100 U	0.0010 U	29.40	0.0010 U	--	0.00100 U
3/29/21	18.200	0.08950	0.000100 U	0.0065	3.040	0.00100 U	0.0010 U	125.00	0.0010 U	--	0.00100 U
9/7/21	15.000	0.03940	0.000100 U	0.0030	3.510	0.00100 U	0.0010 U	25.90	0.0010 U	--	0.00100 U

**Gude Landfill
Monitoring Location ST065 - Total Metals**

Printed 12/10/21

	Zinc, total (mg/L)	
MCL/ GWPS		
4/3/01	0.01000	U
9/5/01	--	
3/12/02	--	
9/16/02	--	
6/3/03	--	
10/8/03	--	
3/24/04	--	
9/21/04	--	
4/6/05	--	
9/21/05	--	
4/5/06	--	
9/26/06	--	
4/18/07	0.01850	
10/2/07	0.00320	
3/25/08	0.01000	U
9/23/08	0.02000	U
3/5/09	0.00580	
9/22/09	0.01650	
8/3/10	0.01100	
9/20/10	0.00500	U
4/18/11	0.00604	
9/12/11	0.00665	
3/5/12	0.00539	

Gude Landfill
Monitoring Location ST065 - Total Metals

Printed 12/10/21

Zinc, total (mg/L)

9/11/12	0.00500	U
3/27/13	0.00538	
9/11/13	0.00500	U
3/24/14	0.00897	
9/2/14	0.08630	
3/17/15	0.00980	J
3/17/16	0.00420	
9/4/18	0.00299	
4/8/19	0.00400	U
7/30/19	0.00400	U
3/2/20	0.00400	U
7/29/20	0.00400	U
3/29/21	0.00704	
9/7/21	0.00400	U

Gude Landfill
Monitoring Location ST065 - Volatile Organic Compounds

Printed 12/10/21

	1,1,1,2-Tetrachloroethane (ug/L)	1,1,1-Trichloroethane (ug/L)	1,1,1,2-Tetrachloroethane (ug/L)	1,1,1,2-Trichloroethane (ug/L)	1,1-Dichloroethane (ug/L)	1,1-Dichloroethane (ug/L)	1,1-Dichloropropene (ug/L)	1,2,3-Trichloropropane (ug/L)	1,2-Dibromo-3-chloropropane (ug/L)	1,2-Dibromoethane (ug/L)	1,2-Dichlorobenzene (ug/L)	1,2-Dichloroethane (ug/L)	1,2-Dichloropropane (ug/L)	1,3-Dichloropropane (ug/L)	1,4-Dichlorobenzene (ug/L)
MCL/ GWPS	200		5		7				0.2	0.05	600	5	5		75
9/5/01	0.18 U	0.15 U	0.23 U	0.22 U	0.19 U	0.15 U	0.22 U	0.21 U	0.14 U	0.20 U	10.00 U	0.17 U	0.21 U	0.19 U	10.00 U
3/12/02	0.18 U	0.15 U	0.23 U	0.22 U	0.19 U	0.15 U	0.22 U	0.21 U	0.14 U	0.20 U	10.00 U	0.17 U	0.21 U	0.19 U	10.00 U
9/16/02	0.18 U	0.15 U	0.23 U	0.22 U	0.19 U	0.15 U	0.22 U	0.21 U	0.14 U	0.20 U	10.00 U	0.17 U	0.21 U	0.19 U	10.00 U
6/3/03	0.18 U	0.15 U	0.23 U	0.22 U	0.19 U	0.15 U	0.22 U	0.21 U	0.14 U	0.20 U	10.00 U	0.17 U	0.21 U	0.19 U	10.00 U
10/8/03	0.18 U	0.15 U	0.23 U	0.22 U	0.19 U	0.15 U	0.22 U	0.21 U	0.14 U	0.20 U	0.19 U	0.17 U	0.21 U	0.19 U	1.00 U
3/24/04	0.18 U	0.15 U	0.23 U	0.22 U	0.19 U	0.15 U	0.22 U	0.21 U	1.00 U	0.20 U	10.00 U	0.17 U	0.21 U	0.19 U	10.00 U
9/21/04	0.13 U	0.24 U	0.44 U	0.25 U	0.27 U	0.37 U	0.35 U	0.40 U	0.33 U	0.28 U	10.00 U	0.27 U	0.34 U	0.33 U	10.00 U
4/6/05	0.13 U	0.24 U	0.44 U	0.25 U	0.27 U	0.37 U	0.35 U	0.40 U	0.33 U	0.28 U	10.00 U	0.27 U	0.34 U	0.33 U	10.00 U
9/21/05	0.13 U	0.24 U	0.44 U	0.25 U	0.27 U	0.37 U	0.35 U	0.40 U	0.33 U	0.28 U	10.00 U	0.27 U	0.34 U	0.33 U	10.00 U
4/5/06	0.13 U	0.24 U	0.44 U	0.25 U	0.27 U	0.37 U	0.35 U	0.40 U	1.04	0.28 U	10.00 U	0.27 U	0.34 U	0.33 U	10.00 U
9/26/06	0.13 U	0.24 U	0.44 U	0.25 U	0.27 U	0.37 U	0.35 U	0.40 U	1.00 U	0.28 U	11.00 U	0.27 U	0.34 U	0.33 U	11.00 U
4/18/07	0.13 U	0.24 U	0.44 U	0.25 U	0.27 U	0.37 U	0.35 U	0.40 U	0.33 U	0.28 U	10.00 U	0.27 U	0.34 U	0.33 U	10.00 U
10/2/07	0.13 U	0.24 U	0.44 U	0.25 U	0.27 U	0.37 U	0.35 U	0.40 U	0.33 U	0.28 U	10.00 U	0.27 U	0.34 U	0.33 U	10.00 U
3/25/08	0.18 U	0.18 U	0.21 U	0.23 U	0.22 U	0.18 U	0.26 U	0.14 U	0.24 U	0.16 U	10.00 U	0.18 U	0.17 U	0.20 U	0.23 U
9/23/08	0.12 U	0.17 U	0.14 U	0.17 U	0.14 U	0.15 U	0.13 U	0.17 U	0.20 U	0.08 U	0.10 U	0.13 U	0.15 U	0.13 U	0.14 U
3/5/09	0.12 U	0.17 U	0.14 U	0.17 U	1.13	0.15 U	0.13 U	0.17 U	0.20 U	0.08 U	10.00 U	0.13 U	1.34	0.13 U	10.00 U
9/22/09	1.00 U	1.00 U	1.00 U	1.00 U	1.00 U	1.00 U	1.00 U	1.00 U	1.00 U	1.00 U	1.00 U	1.00 U	1.00 U	1.00 U	1.00 U
8/3/10	1.00 U	1.00 U	1.00 U	1.00 U	1.00 U	1.00 U	1.00 U	1.00 U	10.00 U	1.00 U	1.00 U	1.00 U	1.00 U	1.00 U	1.00 U
9/20/10	2.00 U	2.00 U	2.00 U	2.00 U	2.00 U	2.00 U	2.00 U	2.00 U	2.00 U	2.00 U	2.00 U	2.00 U	2.00 U	2.00 U	2.00 U
4/18/11	1.00 U	1.00 U	1.00 U	1.00 U	1.00 U	1.00 U	--	1.00 U	1.00 U	1.00 U	1.00 U	1.00 U	1.00 U	--	1.00 U

Shaded concentrations represent MCL/GWPS exceedances

Printed on Recycled Paper

Gude Landfill
Monitoring Location ST065 - Volatile Organic Compounds

Printed 12/10/21

	1,1,1,2-Tetrachloroethane (ug/L)	1,1,1-Trichloroethane (ug/L)	1,1,1,2,2-Tetrachloroethane (ug/L)	1,1,1,2-Trichloroethane (ug/L)	1,1-Dichloroethane (ug/L)	1,1-Dichloroethene (ug/L)	1,1-Dichloropropene (ug/L)	1,2,3-Trichloropropane (ug/L)	1,2-Dibromo-3-chloropropane (ug/L)	1,2-Dibromoethane (ug/L)	1,2-Dichlorobenzene (ug/L)	1,2-Dichloroethane (ug/L)	1,2-Dichloropropane (ug/L)	1,3-Dichloropropane (ug/L)	1,4-Dichlorobenzene (ug/L)	
9/12/11	1.00 U	1.00 U	1.00 U	1.00 U	1.00 U	1.00 U	--	1.00 U	1.00 U	1.00 U	1.00 U	1.00 U	1.00 U	1.00 U	--	1.00 U
3/5/12	1.00 U	1.00 U	1.00 U	1.00 U	1.00 U	1.00 U	--	1.00 U	1.00 U	1.00 U	1.00 U	1.00 U	1.00 U	1.00 U	--	1.00 U
9/11/12	1.00 U	1.00 U	1.00 U	1.00 U	1.00 U	1.00 U	1.00 U	1.00 U	1.00 U	1.00 U	1.00 U	1.00 U	1.00 U	1.00 U	1.00 U	1.00 U
3/27/13	1.00 U	1.00 U	1.00 U	1.00 U	1.00 U	1.00 U	1.00 U	1.00 U	1.00 U	1.00 U	1.00 U	1.00 U	1.00 U	1.00 U	1.00 U	1.00 U
9/11/13	1.00 U	1.00 U	1.00 U	1.00 U	1.00 U	1.00 U	1.00 U	1.00 U	1.00 U	1.00 U	1.00 U	1.00 U	1.00 U	1.00 U	1.00 U	1.00 U
3/24/14	1.00 U	1.00 U	1.00 U	1.00 U	1.00 U	1.00 U	1.00 U	1.00 U	1.00 U	1.00 U	--	1.00 U	1.00 U	1.00 U	1.00 U	1.00 U
9/2/14	1.00 U	1.00 U	1.00 U	1.00 U	1.00 U	1.00 U	1.00 U	1.00 U	1.00 U	1.00 U	1.00 U	1.00 U	1.00 U	1.00 U	1.00 U	1.00 U
3/17/15	1.00 U	1.00 U	1.00 U	1.00 U	1.00 U	1.00 U	1.00 U	1.00 U	1.00 U	1.00 U	1.00 U	1.00 U	1.00 U	1.00 U	1.00 U	1.00 U
3/17/16	1.00 U	1.00 U	1.00 U	1.00 U	1.00 U	1.00 U	1.00 U	1.00 U	1.00 U	1.00 U	1.00 U	1.00 U	1.00 U	1.00 U	1.00 U	1.00 U
9/4/18	1.00 U	1.00 U	1.00 U	1.00 U	1.00 U	1.00 U	1.00 U	1.00 U	1.00 U	1.00 U	1.00 U	1.00 U	1.00 U	1.00 U	1.00 U	1.00 U
4/8/19	1.00 U	1.00 U	1.00 U	1.00 U	1.00 U	1.00 U	1.00 U	1.00 U	1.00 U	1.00 U	1.00 U	1.00 U	1.00 U	1.00 U	1.00 U	1.00 U
7/30/19	1.00 U	1.00 U	1.00 U	1.00 U	1.00 U	1.00 U	1.00 U	1.00 U	1.00 U	1.00 U	1.00 U	1.00 U	1.00 U	1.00 U	1.00 U	1.00 U
3/2/20	1.00 U	1.00 U	1.00 U	1.00 U	1.00 U	1.00 U	1.00 U	1.00 U	1.00 U	1.00 U	1.00 U	1.00 U	1.00 U	1.00 U	1.00 U	1.00 U
7/29/20	1.00 U	1.00 U	1.00 U	1.00 U	1.00 U	1.00 U	1.00 U	1.00 U	0.05 U	0.02 U	1.00 U	1.00 U	1.00 U	1.00 U	1.00 U	1.00 U
3/29/21	1.00 U	1.00 U	1.00 U	1.00 U	1.00 U	1.00 U	1.00 U	1.00 U	0.05 U	0.02 U	1.00 U	1.00 U	1.00 U	1.00 U	1.00 U	1.00 U
9/7/21	1.00 U	1.00 U	1.00 U	1.00 U	1.00 U	1.00 U	1.00 U	1.00 U	0.05 U	0.02 U	1.00 U	1.00 U	1.00 U	1.00 U	1.00 U	1.00 U

Gude Landfill
Monitoring Location ST065 - Volatile Organic Compounds

Printed 12/10/21

	2,2-Dichloropropane (ug/L)	2-Butanone (ug/L)	2-Hexanone (ug/L)	4-Methyl-2-Pentanone (ug/L)	Acetone (ug/L)	Acrylonitrile (ug/L)	Benzene (ug/L)	Bromochloromethane (ug/L)	Bromodichloromethane (ug/L)	Bromoform (ug/L)	Bromomethane (ug/L)	Carbon Disulfide (ug/L)	Carbon Tetrachloride (ug/L)	Chlorobenzene (ug/L)	Chloroethane (ug/L)
MCL/ GWPS							5	80	80				5	100	
9/5/01	0.11 U	--	0.18 U	--	0.15 U	--	0.21 U	0.20 U	0.18 U	0.14 U	0.15 U	0.38 U	0.15 U	0.28 U	0.20 U
3/12/02	0.11 U	--	0.18 U	--	0.15 U	--	0.21 U	0.20 U	0.18 U	0.14 U	1.00 U	0.38 U	0.15 U	0.28 U	0.20 U
9/16/02	0.11 U	--	0.18 U	--	0.15 U	--	0.21 U	0.20 U	0.18 U	0.14 U	0.15 U	0.38 U	0.15 U	0.28 U	0.20 U
6/3/03	0.11 U	--	0.18 U	--	0.15 U	--	0.21 U	0.20 U	0.18 U	0.14 U	0.15 U	0.38 U	0.15 U	0.28 U	0.20 U
10/8/03	0.11 U	0.26	0.18 U	--	0.15 U	--	0.21 U	0.20 U	0.18 U	0.14 U	0.15 U	0.38 U	0.15 U	0.28 U	0.20 U
3/24/04	0.11 U	--	0.18 U	--	0.15 U	--	0.21 U	0.20 U	0.18 U	0.14 U	1.00 U	1.00 U	0.15 U	0.28 U	0.20 U
9/21/04	0.23 U	0.29 U	1.00 U	--	0.39 U	--	0.28 U	0.34 U	0.31 U	0.27 U	0.31 U	0.75 U	0.25 U	0.40 U	0.31 U
4/6/05	0.23 U	1.00 U	1.00 U	--	0.39 U	--	0.28 U	0.34 U	0.31 U	0.27 U	0.31 U	0.75 U	0.25 U	0.40 U	0.31 U
9/21/05	0.23 U	0.29 U	0.19 U	--	0.39 U	--	0.28 U	0.34 U	0.31 U	0.27 U	0.31 U	0.75 U	0.25 U	0.40 U	0.31 U
4/5/06	0.23 U	0.29 U	1.00 U	--	0.39 U	--	0.28 U	0.34 U	0.31 U	0.27 U	0.31 U	0.75 U	0.25 U	0.40 U	0.31 U
9/26/06	1.00 U	0.29 U	1.00 U	--	0.39 U	--	0.28 U	0.34 U	0.31 U	0.27 U	1.00 U	2.50 U	0.25 U	0.40 U	0.31 U
4/18/07	0.23 U	1.00 U	0.19 U	--	0.39 U	--	0.28 U	0.34 U	0.31 U	0.27 U	0.31 U	0.75 U	0.25 U	0.40 U	0.31 U
10/2/07	0.23 U	0.29 U	0.19 U	--	0.39 U	--	0.28 U	0.34 U	0.31 U	0.27 U	0.31 U	0.75 U	0.25 U	0.40 U	0.31 U
3/25/08	0.50 U	--	--	--	--	--	0.24 U	0.12 U	0.19 U	0.12 U	0.50 U	--	0.13 U	0.17 U	0.10 U
9/23/08	0.50 U	--	--	--	--	--	0.09 U	0.14 U	0.11 U	0.16 U	0.12 U	--	0.14 U	0.16 U	0.13 U
3/5/09	0.22 U	--	--	--	--	--	0.50 U	0.14 U	0.11 U	0.16 U	0.12 U	--	0.14 U	0.16 U	0.13 U
9/22/09	1.00 U	1.00 U	1.00 U	1.00 U	1.17	1.00 U	1.00 U	1.00 U	1.00 U	1.00 U	1.00 U	2.50 U	1.00 U	1.00 U	1.00 U
8/3/10	1.00 U	10.00 U	5.00 U	5.00 U	5.00 U	10.00 U	1.00 U	1.00 U	1.00 U	5.00 U	1.00 U	1.00 U	1.00 U	1.00 U	1.00 U
9/20/10	2.00 U	2.00 U	2.00 U	2.00 U	2.00 U	2.00 U	2.00 U	2.00 U	2.00 U	2.00 U	2.00 U	5.00 U	2.00 U	2.00 U	2.00 U
4/18/11	--	5.00 U	5.00 U	5.00 U	5.00 U	5.00 U	1.00 U	1.00 U	1.00 U	1.00 U	1.00 U	1.00 U	1.00 U	1.00 U	1.00 U

Shaded concentrations represent MCL/GWPS exceedances

Printed on Recycled Paper

Gude Landfill
Monitoring Location ST065 - Volatile Organic Compounds

Printed 12/10/21

	2,2-Dichloropropane (ug/L)	2-Butanone (ug/L)	2-Hexanone (ug/L)	4-Methyl-2-Pentanone (ug/L)	Acetone (ug/L)	Acrylonitrile (ug/L)	Benzene (ug/L)	Bromochloromethane (ug/L)	Bromodichloromethane (ug/L)	Bromoform (ug/L)	Bromomethane (ug/L)	Carbon Disulfide (ug/L)	Carbon Tetrachloride (ug/L)	Chlorobenzene (ug/L)	Chloroethane (ug/L)
9/12/11	--	5.00 U	5.00 U	5.00 U	5.00 U	5.00 U	1.00 U	1.00 U	1.00 U	1.00 U	1.00 U	1.00 U	1.00 U	1.00 U	1.00 U
3/5/12	--	5.00 U	5.00 U	5.00 U	5.00 U	5.00 U	1.00 U	1.00 U	1.00 U	1.00 U	1.00 U	1.00 U	1.00 U	1.00 U	1.00 U
9/11/12	1.00 U	5.00 U	5.00 U	5.00 U	5.00 U	5.00 U	1.00 U	1.00 U	1.00 U	1.00 U	1.00 U	5.00 U	1.00 U	1.00 U	1.00 U
3/27/13	1.00 U	5.00 U	5.00 U	5.00 U	5.00 U	5.00 U	1.00 U	1.00 U	1.00 U	1.00 U	1.00 U	5.00 U	1.00 U	1.00 U	1.00 U
9/11/13	1.00 U	5.00 U	5.00 U	5.00 U	5.00 U	5.00 U	1.00 U	1.00 U	1.00 U	1.00 U	1.00 U	5.00 U	1.00 U	1.00 U	1.00 U
3/24/14	1.00 U	5.00 U	5.00 U	5.00 U	5.00 U	5.00 U	1.00 U	--	1.00 U	1.00 U	1.00 U	5.00 U	1.00 U	1.00 U	1.00 U
9/2/14	1.00 U	5.00 U	5.00 U	5.00 U	5.00 U	5.00 U	1.00 U	1.00 U	1.00 U	1.00 U	1.00 U	5.00 U	1.00 U	1.00 U	1.00 U
3/17/15	1.00 U	5.00 U	5.00 U	5.00 U	5.15	5.00 U	1.00 U	1.00 U	1.00 U	1.00 U	1.00 U	5.00 U	1.00 U	1.00 U	1.00 U
3/17/16	1.00 U	5.00 U	5.00 U	5.00 U	5.88	5.00 U	1.00 U	1.00 U	1.00 U	1.00 U	1.00 U	5.00 U	1.00 U	1.00 U	1.00 U
9/4/18	1.00 U	5.00 U	5.00 U	5.00 U	5.00 U	5.00 U	1.00 U	1.00 U	1.00 U	1.00 U	1.00 U	5.00 U	1.00 U	1.00 U	1.00 U
4/8/19	1.00 U	5.00 U	5.00 U	5.00 U	5.00 U	5.00 U	1.00 U	1.00 U	1.00 U	1.00 U	1.00 U	1.00 U	1.00 U	1.00 U	1.00 U
7/30/19	1.00 U	5.00 U	5.00 U	5.00 U	5.00 U	5.00 U	1.00 U	1.00 U	1.00 U	1.00 U	1.00 U	1.00 U	1.00 U	1.00 U	1.00 U
3/2/20	1.00 U	5.00 U	5.00 U	5.00 U	5.00 U	5.00 U	1.00 U	1.00 U	1.00 U	1.00 U	1.00 U	1.00 U	1.00 U	1.00 U	1.00 U
7/29/20	1.00 U	5.00 U	5.00 U	5.00 U	5.00 U	5.00 U	1.00 U	1.00 U	1.00 U	1.00 U	1.00 U	1.00 U	1.00 U	1.00 U	1.00 U
3/29/21	1.00 U	5.00 U	5.00 U	5.00 U	5.00 U	5.00 U	1.00 U	1.00 U	1.00 U	1.00 U	1.00 U	1.00 U	1.00 U	1.00 U	1.00 U
9/7/21	1.00 U	5.00 U	5.00 U	5.00 U	5.00 U	5.00 U	1.00 U	1.00 U	1.00 U	1.00 U	1.00 U	1.00 U	1.00 U	1.00 U	1.00 U

Gude Landfill
Monitoring Location ST065 - Volatile Organic Compounds

Printed 12/10/21

	Chloroform (ug/L)	Chloromethane (ug/L)	cis-1,2-Dichloroethene (ug/L)	cis-1,3-Dichloropropene (ug/L)	Dibromochloromethane (ug/L)	Ethylbenzene (ug/L)	m&p-Xylene (ug/L)	Methyl Iodide (ug/L)	Methyl Tertiary Butyl Ether (ug/L)	Methylene Bromide (ug/L)	Methylene Chloride (ug/L)	o-Xylene (ug/L)	Styrene (ug/L)	Tetrachloroethene (ug/L)	Toluene (ug/L)
MCL/ GWPS	80		70		80	700	10000				5	10000	100	5	1000
9/5/01	0.23 U	0.21 U	0.22 U	0.19 U	0.17 U	0.26 U	0.28 U	0.17 U	--	0.22 U	3.15	0.27 U	0.21 U	0.17 U	0.24 U
3/12/02	0.23 U	0.21 U	0.22 U	0.19 U	0.17 U	0.26 U	0.28 U	0.17 U	--	0.22 U	0.21 U	0.27 U	0.21 U	1.00 U	0.24 U
9/16/02	0.23 U	0.21 U	0.22 U	0.19 U	0.17 U	0.26 U	0.28 U	0.17 U	--	0.22 U	0.21 U	0.27 U	0.21 U	0.17 U	0.24 U
6/3/03	0.23 U	0.21 U	0.22 U	0.19 U	0.17 U	0.26 U	0.28 U	0.17 U	--	0.22 U	0.21 U	0.27 U	0.21 U	0.17 U	0.24 U
10/8/03	0.23 U	0.21 U	0.22 U	0.19 U	0.17 U	0.26 U	0.28 U	0.17 U	--	0.22 U	0.21 U	0.27 U	0.21 U	0.17 U	0.24 U
3/24/04	0.23 U	0.21 U	0.22 U	0.19 U	0.17 U	0.26 U	0.28 U	1.00 U	--	0.22 U	0.21 U	0.27 U	0.21 U	0.17 U	0.24 U
9/21/04	0.27 U	0.25 U	0.28 U	0.29 U	0.27 U	0.23 U	0.40 U	0.28 U	--	0.25 U	0.34 U	0.18 U	0.25 U	0.36 U	0.32 U
4/6/05	0.27 U	0.25 U	0.28 U	0.29 U	0.27 U	0.23 U	0.40 U	0.28 U	--	0.25 U	0.34 U	0.18 U	0.25 U	0.36 U	0.32 U
9/21/05	0.27 U	0.25 U	0.28 U	0.29 U	0.27 U	0.23 U	0.40 U	0.28 U	--	0.25 U	0.34 U	0.18 U	0.25 U	0.36 U	0.32 U
4/5/06	0.27 U	0.25 U	0.28 U	0.29 U	0.27 U	0.23 U	2.00 U	0.28 U	--	0.25 U	0.34 U	1.00 U	0.25 U	1.00 U	0.32 U
9/26/06	0.27 U	1.00 U	1.00 U	0.29 U	0.27 U	1.00 U	2.00 U	0.28 U	--	0.25 U	0.34 U	1.00 U	1.00 U	1.00 U	1.00 U
4/18/07	0.27 U	0.25 U	0.28 U	0.29 U	0.27 U	0.23 U	0.40 U	1.00 U	--	0.25 U	0.34 U	0.18 U	0.25 U	0.36 U	0.32 U
10/2/07	0.27 U	0.25 U	0.28 U	0.29 U	0.27 U	0.23 U	0.40 U	0.28 U	--	0.25 U	0.34 U	0.18 U	0.25 U	0.36 U	0.32 U
3/25/08	0.21 U	0.15 U	0.25 U	0.13 U	0.15 U	0.26 U	0.43 U	--	1.73 U	0.15 U	0.12 U	0.22 U	0.20 U	0.20 U	0.28 U
9/23/08	0.12 U	0.20 U	0.14 U	0.12 U	0.13 U	0.12 U	0.23 U	--	1.25 U	0.20 U	0.17 U	0.11 U	0.11 U	0.16 U	0.12 U
3/5/09	0.12 U	0.20 U	9.43	0.12 U	0.13 U	0.12 U	0.23 U	--	1.25 U	0.20 U	0.17 U	0.11 U	0.11 U	0.50 U	0.12 U
9/22/09	1.00 U	1.00 U	1.00 U	1.00 U	1.00 U	1.00 U	2.00 U	1.00 U	1.00 U	1.00 U	1.00 U	1.00 U	1.00 U	1.00 U	1.00 U
8/3/10	1.00 U	1.00 U	1.00 U	1.00 U	1.00 U	1.00 U	2.00 U	20.00 U	--	1.00 U	1.00 U	1.00 U	1.00 U	1.00 U	1.00 U
9/20/10	2.00 U	0.81 J	2.00 U	2.00 U	2.00 U	2.00 U	4.00 U	2.00 U	2.00 U	2.00 U	2.00 U	2.00 U	2.00 U	2.00 U	2.00 U
4/18/11	1.00 U	1.00 U	1.00 U	1.00 U	1.00 U	1.00 U	--	1.00 U	2.00 U	1.00 U	1.00 U	--	1.00 U	1.00 U	1.00 U

Shaded concentrations represent MCL/GWPS exceedances

Printed on Recycled Paper

Gude Landfill
Monitoring Location ST065 - Volatile Organic Compounds

Printed 12/10/21

	Chloroform (ug/L)	Chloromethane (ug/L)	cis-1,2-Dichloroethene (ug/L)	cis-1,3-Dichloropropene (ug/L)	Dibromochloromethane (ug/L)	Ethylbenzene (ug/L)	m&p-Xylene (ug/L)	Methyl Iodide (ug/L)	Methyl Tertiary Butyl Ether (ug/L)	Methylene Bromide (ug/L)	Methylene Chloride (ug/L)	o-Xylene (ug/L)	Styrene (ug/L)	Tetrachloroethene (ug/L)	Toluene (ug/L)
9/12/11	1.00 U	1.00 U	1.00 U	1.00 U	1.00 U	1.00 U	--	1.00 U	2.00 U	1.00 U	1.00 U	--	1.00 U	1.00 U	1.00 U
3/5/12	1.00 U	1.00 U	1.00 U	1.00 U	1.00 U	1.00 U	--	1.00 U	1.00 U	1.00 U	1.00 U	--	1.00 U	1.00 U	1.60
9/11/12	1.00 U	1.00 U	1.00 U	1.00 U	1.00 U	1.00 U	2.00 U	5.00 U	5.00 U	1.00 U	1.00 U	1.00 U	1.00 U	1.00 U	1.00 U
3/27/13	1.00 U	1.00 U	1.00 U	1.00 U	1.00 U	1.00 U	2.00 U	5.00 U	5.00 U	1.00 U	1.00 U	1.00 U	1.00 U	1.00 U	1.00 U
9/11/13	1.00 U	1.00 U	1.00 U	1.00 U	1.00 U	1.00 U	2.00 U	5.00 U	5.00 U	1.00 U	1.00 U	1.00 U	1.00 U	1.00 U	1.00 U
3/24/14	1.00 U	1.00 U	1.00 U	1.00 U	1.00 U	1.00 U	2.00 U	5.00 U	5.00 U	1.00 U	1.00 U	1.00 U	1.00 U	1.00 U	1.00 U
9/2/14	1.00 U	1.00 U	1.00 U	1.00 U	1.00 U	1.00 U	2.00 U	5.00 U	5.00 U	1.00 U	1.00 U	1.00 U	1.00 U	1.00 U	1.00 U
3/17/15	1.00 U	1.00 U	1.00 U	1.00 U	1.00 U	1.00 U	2.00 U	5.00 U	5.00 U	1.00 U	1.00 U	1.00 U	1.00 U	1.00 U	1.00 U
3/17/16	1.00 U	1.00 U	1.00 U	1.00 U	1.00 U	1.00 U	2.00 U	5.00 U	5.00 U	1.00 U	1.00 U	1.00 U	1.00 U	1.00 U	1.00 U
9/4/18	1.00 U	1.00 U	1.00 U	1.00 U	1.00 U	1.00 U	2.00 U	5.00 U	5.00 U	1.00 U	1.00 U	1.00 U	1.00 U	1.00 U	1.00 U
4/8/19	1.00 U	1.00 U	1.00 U	1.00 U	1.00 U	1.00 U	1.00 U	1.00 U	1.00 U	1.00 U	1.00 U	1.00 U	1.00 U	1.00 U	1.00 U
7/30/19	1.00 U	1.00 U	1.00 U	1.00 U	1.00 U	1.00 U	1.00 U	1.00 U	1.00 U	1.00 U	1.00 U	1.00 U	1.00 U	1.00 U	1.00 U
3/2/20	1.00 U	1.00 U	1.00 U	1.00 U	1.00 U	1.00 U	1.00 U	1.00 U	1.00 U	1.00 U	1.00 U	1.00 U	1.00 U	1.00 U	1.00 U
7/29/20	1.00 U	1.00 U	1.00 U	1.00 U	1.00 U	1.00 U	1.00 U	1.00 U	1.00 U	1.00 U	1.00 U	1.00 U	1.00 U	1.00 U	1.00 U
3/29/21	1.00 U	1.00 U	1.00 U	1.00 U	1.00 U	1.00 U	1.00 U	1.00 U	1.00 U	1.00 U	1.00 U	1.00 U	1.00 U	1.00 U	1.00 U
9/7/21	1.00 U	1.00 U	1.00 U	1.00 U	1.00 U	1.00 U	1.00 U	1.00 U	1.00 U	1.00 U	1.00 U	1.00 U	1.00 U	1.00 U	1.00 U

Gude Landfill

Printed 12/10/21

Monitoring Location ST065 - Volatile Organic Compounds

	trans-1,2-Dichloroethene (ug/L)	trans-1,3-Dichloropropene (ug/L)	trans-1,4-Dichloro-2-butene (ug/L)	Trichloroethene (ug/L)	Trichlorofluoromethane (ug/L)	Vinyl Acetate (ug/L)	Vinyl Chloride (ug/L)	Xylene (ug/L)
MCL/ GWPS	100			5			2	10000
9/5/01	0.22 U	0.13 U	0.14 U	0.19 U	0.18 U	--	--	--
3/12/02	0.22 U	0.13 U	0.14 U	1.00 U	0.18 U	--	--	--
9/16/02	0.22 U	0.13 U	0.14 U	0.19 U	0.18 U	--	--	--
6/3/03	0.22 U	0.13 U	0.14 U	0.19 U	0.18 U	--	--	--
10/8/03	0.22 U	0.13 U	1.00 U	0.19 U	0.18 U	--	0.02	--
3/24/04	0.22 U	0.13 U	0.14 U	0.19 U	0.18 U	--	0.01	--
9/21/04	0.45 U	0.24 U	0.30 U	0.31 U	0.36 U	--	0.32 U	--
4/6/05	0.45 U	0.24 U	0.30 U	0.31 U	0.36 U	--	0.32 U	--
9/21/05	0.45 U	0.24 U	0.30 U	0.31 U	0.36 U	--	0.32 U	--
4/5/06	0.45 U	0.24 U	0.30 U	0.31 U	0.36 U	--	0.32 U	--
9/26/06	0.45 U	0.24 U	0.30 U	1.00 U	0.36 U	--	0.32 U	--
4/18/07	0.45 U	0.24 U	0.30 U	0.31 U	0.36 U	--	0.32 U	--
10/2/07	0.45 U	0.24 U	0.30 U	0.31 U	0.36 U	--	0.32 U	--
3/25/08	0.22 U	0.08 U	--	0.23 U	0.07 U	--	0.22 U	--
9/23/08	0.14 U	0.13 U	--	0.13 U	0.10 U	--	0.18 U	--
3/5/09	0.69	0.13 U	--	7.13	0.10 U	--	1.29	--
9/22/09	1.00 U	1.00 U	1.00 U	1.00 U	1.00 U	--	1.00 U	--
8/3/10	1.00 U	1.00 U	5.00 U	1.00 U	1.00 U	1.00 U	1.00 U	--
9/20/10	2.00 U	2.00 U	2.00 U	2.00 U	2.00 U	2.00 U	2.00 U	--
4/18/11	1.00 U	1.00 U	5.00 U	1.00 U	1.00 U	1.00 U	1.00 U	1.00 U

Shaded concentrations represent MCL/GWPS exceedances

Printed on Recycled Paper

Gude Landfill

Printed 12/10/21

Monitoring Location ST065 - Volatile Organic Compounds

	trans-1,2-Dichloroethene (ug/L)	trans-1,3-Dichloropropene (ug/L)	trans-1,4-Dichloro-2-butene (ug/L)	Trichloroethene (ug/L)	Trichlorofluoromethane (ug/L)	Vinyl Acetate (ug/L)	Vinyl Chloride (ug/L)	Xylene (ug/L)
9/12/11	1.00 U	1.00 U	5.00 U	1.00 U	1.00 U	1.00 U	1.00 U	1.00 U
3/5/12	1.00 U	1.00 U	5.00 U	1.00 U	1.00 U	1.00 U	1.00 U	3.60
9/11/12	1.00 U	1.00 U	5.00 U	1.00 U	1.00 U	5.00 U	1.00 U	--
3/27/13	1.00 U	1.00 U	5.00 U	1.00 U	1.00 U	5.00 U	1.00 U	--
9/11/13	1.00 U	1.00 U	5.00 U	1.00 U	1.00 U	5.00 U	1.00 U	--
3/24/14	1.00 U	1.00 U	5.00 U	1.00 U	1.00 U	5.00 U	1.00 U	--
9/2/14	1.00 U	1.00 U	5.00 U	1.00 U	1.00 U	5.00 U	1.00 U	--
3/17/15	1.00 U	1.00 U	5.00 U	1.00 U	1.00 U	5.00 U	1.00 U	--
3/17/16	1.00 U	1.00 U	5.00 U	1.00 U	1.00 U	5.00 U	1.00 U	--
9/4/18	1.00 U	1.00 U	5.00 U	1.00 U	1.00 U	5.00 U	1.00 U	--
4/8/19	1.00 U	1.00 U	1.00 U	1.00 U	1.00 U	1.00 U	1.00 U	--
7/30/19	1.00 U	1.00 U	1.00 U	1.00 U	1.00 U	1.00 U	1.00 U	--
3/2/20	1.00 U	1.00 U	1.00 U	1.00 U	1.00 U	1.00 U	1.00 U	--
7/29/20	1.00 U	1.00 U	1.00 U	1.00 U	1.00 U	1.00 U	1.00 U	--
3/29/21	1.00 U	1.00 U	1.00 U	1.00 U	1.00 U	1.00 U	1.00 U	--
9/7/21	1.00 U	1.00 U	1.00 U	1.00 U	1.00 U	1.00 U	1.00 U	--

Gude Landfill
Monitoring Location ST120 - General Parameters

Printed 12/10/21

	Alkalinity (mg/L)	Ammonia Nitrogen (mg/L)	Chemical Oxygen Demand (mg/L)	Chloride (mg/L)	Cyanide, Total (mg/L)	Dissolved Oxygen, Field (mg/L)	Hardness (mg/L)	Nitrate (mg/L)	Nitrate+Nitrite (mg/L)	Nitrite (mg/L)	ORP, Field (mV)	pH, Field (SU)	pH, Lab (SU)	Phosphate (mg/L)
MCL/ GWPS					0.2			10		1				
4/3/01	--	--	--	90.1272	0.005 U	--	--	1.0604	--	--	--	--	--	--
9/4/01	--	--	--	41.5739	0.004	--	--	--	--	--	--	--	--	--
3/12/02	--	--	--	225.4730	0.003	--	--	--	--	--	--	--	--	--
6/3/03	--	--	--	65.7660	0.005 U	--	--	--	--	--	--	--	--	0.010
9/20/04	--	--	--	--	0.005 U	--	--	--	--	--	--	--	--	0.015
4/5/05	--	--	--	--	0.005 U	--	--	--	--	--	--	--	--	0.010 U
9/21/05	--	--	--	--	0.002 U	--	--	--	--	--	--	--	--	0.010 U
4/4/06	--	--	--	--	0.002 U	--	--	--	--	--	--	--	--	0.014
9/25/06	--	--	--	--	0.001	--	--	--	--	--	--	--	--	0.012
4/17/07	--	--	--	--	0.005 U	--	--	--	--	--	--	--	--	0.020
10/3/07	--	--	--	--	0.005 U	--	--	--	--	--	--	--	--	--
3/25/08	--	--	--	--	--	--	--	--	--	--	--	--	--	--
9/23/08	--	--	--	--	--	--	--	--	--	--	--	--	--	--
9/21/09	64.0	0.20 U	4.6 J	--	--	--	340.0	1.0290	--	--	--	--	--	--
8/3/10	--	--	--	--	0.050 U	--	--	--	--	--	--	--	--	--
9/15/10	70.0	0.20 U	11.1	93.2000	--	--	180.0	0.7920	0.84	0.05 U	--	--	--	--
4/25/11	60.0	0.20 U	15.1	102.0000 J	--	--	113.0	0.7870	0.84	0.05 U	--	--	--	--
9/12/11	49.0	0.20 U	11.9	50.1000	--	--	73.0	0.5810	0.63	0.05 U	--	--	--	--
3/5/12	52.0	0.20 U	9.7	110.0000	--	--	98.0	1.3300	1.38	0.05 U	--	--	--	--

Gude Landfill
Monitoring Location ST120 - General Parameters

Printed 12/10/21

	Alkalinity (mg/L)	Ammonia Nitrogen (mg/L)	Chemical Oxygen Demand (mg/L)	Chloride (mg/L)	Cyanide, Total (mg/L)	Dissolved Oxygen, Field (mg/L)	Hardness (mg/L)	Nitrate (mg/L)	Nitrate+Nitrite (mg/L)	Nitrite (mg/L)	ORP, Field (mV)	pH, Field (SU)	pH, Lab (SU)	Phosphate (mg/L)
9/17/12	72.0	0.20 U	10.0 U	47.0000	--	--	100.0	1.3000	1.35	0.05 U	--	--	--	--
3/28/13	56.0	0.20 U	25.8	335.0000	--	15.42	130.0	1.2000	1.25	0.05 U	361.0	7.35	--	--
9/18/13	57.0	0.20 U	10.0 U	67.8000	--	11.51	120.0	0.8120	0.82	0.05 U	287.0	7.40	--	--
3/13/14	64.0	0.20 U	14.3	928.0000	--	14.45	208.0	1.3800	--	--	426.0	7.34	--	--
9/8/14	60.0	0.20 U	22.8	77.4000	--	8.37	130.0	0.5390	0.55	0.05 U	--	6.62	--	--
3/18/15	56.0	0.20 U	10.0 U	332.0000	--	12.92	138.0	1.6100	1.66	0.05 U	260.0	7.64	--	--
9/1/15	68.0	0.24	10.0 U	117.0000	--	7.63	174.0	1.2000	1.25	0.05 U	--	6.80	--	--
3/16/16	62.0	0.20 U	10.0 U	217.0000	--	10.94	160.0	1.4200	1.47	0.05 U	--	7.39	--	--
8/30/16	60.0	0.20 U	10.0 U	94.2000	--	7.56	188.0	1.2400	1.25	0.05 U	186.0	7.21	--	--
3/6/17	82.0	0.20 U	10.0 U	159.0000	--	11.70	186.0	1.3300	1.34	0.05 U	348.0	7.01	--	--
9/12/17	66.0	0.20 U	10.3	80.4000	--	9.72	230.0	1.1400	1.15	0.05 U	236.0	7.64	--	--
3/28/18	60.0	0.20 U	10.0 U	366.0000	--	11.81	190.0	1.3800	1.43	0.05 U	123.0	7.46	--	--
9/11/18	41.4	0.20 U	11.8	37.8000	--	8.34	64.0	0.5530	0.56	0.05 U	79.0	7.17	--	--
4/8/19	69.4	0.10 U	10.9	182.0000	--	10.05	173.0 B	1.8000	--	--	98.5	7.04	7.33	--
8/1/19	69.5	0.18	16.7	116.0000	--	8.06	153.0	1.6000	--	--	107.0	7.12	7.06	--
3/9/20	60.2	0.10 U	6.1	113.0000	--	0.53	152.0	1.8000	--	--	202.0	6.39	6.91	--
7/27/20	53.5	0.10 U	16.5	91.9000	--	7.36	139.0	0.7600	--	--	159.2	7.53	6.92	--
3/22/21	64.7	0.10 U	8.9	314.0000	--	12.09	160.0	1.5400	--	--	120.6	6.57	7.25	--
8/31/21	68.2	0.05 U	18.4	98.0000	--	7.39	140.0	1.2800	--	--	181.8	8.18	7.21	--

Gude Landfill
Monitoring Location ST120 - General Parameters

Printed 12/10/21

	Specific Conductivity, Field (uS/cm)	Specific Conductivity, Lab (umhos/cm)	Sulfate, total (mg/L)	Sulfide (mg/L)	Temperature, field (°C)	Total Dissolved Solids (mg/L)	Total Phenolics (mg/L)	Total Suspended Solids (mg/L)	Turbidity (NTU)	Turbidity, Field (NTU)
MCL/ GWPS										
4/3/01	--	--	--	--	--	--	--	--	5.800	--
9/4/01	--	--	--	--	--	--	--	--	3.500	--
3/12/02	--	--	--	--	--	--	--	--	3.740	--
6/3/03	--	--	--	--	--	--	0	--	4.300	--
9/20/04	--	--	--	--	--	--	0 U	--	--	--
4/5/05	--	--	--	--	--	--	0 U	--	--	--
9/21/05	--	--	--	--	--	--	0	--	--	--
4/4/06	--	--	--	--	--	--	0	--	--	--
9/25/06	--	--	--	--	--	--	0	--	--	--
4/17/07	--	--	--	--	--	--	0 U	--	--	--
10/3/07	--	--	--	--	--	--	0 U	--	--	--
3/25/08	--	--	--	--	--	--	0 U	--	--	--
9/23/08	--	--	--	--	--	--	0 U	--	--	--
9/21/09	--	--	7.60	--	--	244.0	--	--	2.120	--
8/3/10	--	--	--	3.0 U	--	--	--	--	--	--
9/15/10	--	--	13.50	--	--	376.0	--	--	2.400	--
4/25/11	--	--	7.50	--	--	372.0	--	--	3.860	--
9/12/11	--	--	6.45	--	--	208.0	--	--	--	--
3/5/12	--	--	7.76	--	--	284.0	--	--	--	--

Gude Landfill

Monitoring Location ST120 - General Parameters

	Specific Conductivity, Field (uS/cm)	Specific Conductivity, Lab (umhos/cm)	Sulfate, total (mg/L)	Sulfide (mg/L)	Temperature, field (°C)	Total Dissolved Solids (mg/L)	Total Phenolics (mg/L)	Total Suspended Solids (mg/L)	Turbidity (NTU)	Turbidity, Field (NTU)
9/17/12	--	--	5.56	--	--	228.0	--	--	--	--
3/28/13	1.3	--	7.85	--	7.4	660.0	--	--	--	5.00
9/18/13	340.0	--	8.37	--	18.0	272.0	--	--	--	--
3/13/14	2780.0	--	24.80	--	5.8	1676.0	--	--	--	9.80
9/8/14	377.9	--	8.87	--	19.4	268.0	--	--	--	--
3/18/15	1092.0	--	14.00	--	9.2	740.0	--	--	--	5.80
9/1/15	519.6	--	10.20	--	20.5	307.0	--	--	--	--
3/16/16	755.1	--	13.10	--	9.7	434.0	--	--	--	1.80
8/30/16	432.0	--	10.40	--	22.5	268.0	--	--	--	0.00
3/6/17	457.7	--	14.60	--	10.3	318.0	--	--	--	1.70
9/12/17	401.1	--	9.60	--	19.0	301.0	--	--	--	0.00
3/28/18	1135.0	--	15.20	--	7.4	765.0	--	--	--	0.60
9/11/18	202.2	--	5.77	--	19.4	137.0	--	--	--	0.10
4/8/19	684.0	729.0	15.50	--	13.8	435.0	--	3.1	2.170	2.00
8/1/19	5.3	521.0	12.80	--	21.7	336.0	--	2.5 U	1.780	4.60
3/9/20	410.5	507.0	12.30	--	9.2	276.0	--	2.3 U	2.040	2.30
7/27/20	491.2	544.0	8.37	--	24.4	284.0	--	6.6	1.120	39.60
3/22/21	1005.0	1190.0	15.40	--	8.4	626.0	--	4.1	2.560	2.51
8/31/21	458.6	461.0	10.10	--	23.8	229.0	--	2.3 U	2.800	6.50

Gude Landfill
Monitoring Location ST120 - Dissolved Metals

Printed 12/10/21

	Manganese, dissolved (mg/L)	Nickel, dissolved (mg/L)
MCL/ GWPS		
9/12/11	--	0.01
3/5/12	--	0.01
9/17/12	--	0.01
3/28/13	--	0.01
9/18/13	--	0.01
9/1/15	0.130	--

Gude Landfill
Monitoring Location ST120 - Total Metals

Printed 12/10/21

	Antimony, total (mg/L)	Arsenic, total (mg/L)	Barium, total (mg/L)	Beryllium, total (mg/L)	Boron, total (mg/L)	Cadmium, total (mg/L)	Calcium, total (mg/L)	Chromium, total (mg/L)	Cobalt, total (mg/L)	Copper, total (mg/L)	Iron, total (mg/L)	Lead, total (mg/L)
MCL/ GWPS	0.006	0.01	2	0.004		0.005		0.1				0.015
4/3/01	0.0007 U	0.0005 U	0.0186	0.0005 U	--	0.0006 U	--	0.0003 U	0.0007 U	0.0159	--	0.00130 U
9/4/01	0.0020 U	0.0007 U	0.0335	0.0017 U	--	0.0006 U	--	0.0012 U	0.0020 U	0.0084	--	0.00200 U
3/12/02	0.0005 U	0.0020 U	0.0475	0.0017 U	--	0.0020 U	--	0.0024	0.0020 U	0.0090	--	0.00200 U
6/3/03	0.0007 U	0.0020 U	0.0340	0.0004 U	--	0.0004 U	--	0.0020 U	0.0020 U	0.0167	--	0.00200 U
9/20/04	0.0028 U	0.0006 U	0.0340	0.0012 U	--	0.0003 U	--	0.0020 U	0.0020 U	0.0112	--	0.00200 U
4/5/05	0.0028 U	0.0006 U	0.0321	0.0012 U	--	0.0003 U	--	0.0020 U	0.0020 U	0.0100	--	0.00200 U
9/21/05	0.0028 U	0.0006 U	0.0447	0.0012 U	--	0.0020 U	--	0.0021	0.0020 U	0.0116	--	0.00310
4/4/06	0.0020 U	0.0006 U	0.0705	0.0007 U	--	0.0004 U	--	0.0021	0.0020 U	0.0105	--	0.00280
9/25/06	0.0007 U	0.0020 U	0.0582	0.0009 U	--	0.0006 U	--	0.0026	0.0020 U	0.0085	--	0.00200 U
4/17/07	0.0007 U	0.0020 U	0.0288	0.0009 U	0.020 U	--	--	0.0027	0.0020 U	0.0104	--	0.00210
10/3/07	0.0007 U	0.0008 U	0.0431	0.0009 U	0.045	--	--	0.0020 U	0.0020 U	0.0066	--	0.00200 U
3/25/08	0.0005 U	0.0006 U	0.0433	0.0010 U	0.038	--	--	0.0008 U	0.0012 U	0.0094	--	0.00100 U
9/23/08	0.0010 U	0.0012 U	0.0373	0.0020 U	0.091	--	--	0.0016 U	0.0024 U	0.0089	--	0.00400 U
3/9/09	0.0020 U	0.0020 U	0.1051	0.0002 U	0.031	--	--	0.0020 U	0.0020 U	0.0152	--	0.00200 U
9/21/09	0.0020 U	0.0020 U	0.0392	0.0020 U	--	0.0020 U	25.70	0.0020 U	0.0020 U	0.0056	0.5250	0.00200 U
8/3/10	0.0010 U	0.0007 J	0.0410	0.0010 U	--	0.0010 U	--	0.0010 U	0.0010 U	0.0007 J	--	0.00100 U
9/15/10	0.0050 U	0.0050 U	0.0482	0.0050 U	--	0.0050 U	31.60	0.0050 U	0.0050 U	0.0068	0.7050	0.00500 U
4/25/11	0.0050 U	0.0050 U	0.0460	0.0050 U	--	0.0050 U	23.10 J	0.0050 U	0.0050 U	0.0052	0.6610	0.00500 U
9/12/11	0.0050 U	0.0050 U	0.0357	0.0050 U	--	0.0050 U	33.40	0.0050 U	0.0050 U	0.0062	0.7500	0.00528
3/5/12	0.0050 U	0.0050 U	0.0397	0.0050 U	--	0.0050 U	23.30	0.0050 U	0.0050 U	0.0091	0.4740	0.00500 U
9/17/12	0.0050 U	0.0050 U	0.0423	0.0050 U	--	0.0050 U	24.90	0.0050 U	0.0050 U	0.0050 U	0.7040	0.00500 U
3/28/13	0.0050 U	0.0050 U	0.0559	0.0050 U	--	0.0050 U	29.60	0.0050 U	0.0050 U	0.0151	0.6390	0.00500 U
9/18/13	0.0050 U	0.0050 U	0.0440	0.0050 U	--	0.0050 U	27.40	0.0050 U	0.0050 U	0.0050 U	0.5790	0.00500 U

Shaded concentrations represent MCL/GWPS exceedances

Printed on Recycled Paper

Gude Landfill
Monitoring Location ST120 - Total Metals

Printed 12/10/21

	Antimony, total (mg/L)	Arsenic, total (mg/L)	Barium, total (mg/L)	Beryllium, total (mg/L)	Boron, total (mg/L)	Cadmium, total (mg/L)	Calcium, total (mg/L)	Chromium, total (mg/L)	Cobalt, total (mg/L)	Copper, total (mg/L)	Iron, total (mg/L)	Lead, total (mg/L)
3/13/14	0.0050 U	0.0050 U	0.0927	0.0050 U	--	0.0050 U	46.10	0.0050 U	0.0050 U	0.0084	0.8760	0.00500 U
9/8/14	0.0050 U	0.0050 U	0.0514	0.0050 U	--	0.0050 U	27.60	0.0050 U	0.0050 U	0.0050 U	1.0300	0.00500 U
3/18/15	0.0020 U	0.0020 U	0.0470	0.0020 U	--	0.0040 U	28.00	0.0100 U	0.0100 U	0.0031 J	0.4700	0.00200 U
9/1/15	0.0010 U	0.0010 U	0.0530	0.0010 U	--	0.0005 U	39.00	0.0050 U	0.0050 U	0.0050 U	0.3200	0.00100 U
3/16/16	0.0050 U	0.0050 U	0.0667	0.0050 U	--	0.0050 U	--	0.0050 U	0.0050 U	0.0050 U	--	0.00500 U
8/30/16	0.0020 U	0.0020 U	0.0454	0.0020 U	--	0.0020 U	29.30	0.0020 U	0.0020 U	0.0020 U	0.4470	0.00200 U
3/6/17	0.0050 U	0.0050 U	0.0629	0.0050 U	--	0.0050 U	41.00	0.0050 U	0.0050 U	0.0050 U	0.7550	0.00500 U
9/12/17	0.0020 U	0.0020 U	0.0422	0.0020 U	--	0.0020 U	28.40	0.0020 U	0.0020 U	0.0020 U	1.0100	0.00200 U
3/28/18	0.0020 U	0.0020 U	0.0607	0.0020 U	--	0.0020 U	37.50	0.0020 U	0.0020 U	0.0020 U	0.2710	0.00200 U
9/11/18	0.0050 U	0.0050 U	0.0214	0.0050 U	--	0.0050 U	15.70	0.0050 U	0.0050 U	0.0050 U	0.3790	0.00500 U
4/8/19	0.0010 U	0.0010 U	0.0551	0.0010 U	--	0.0010 U	31.40	0.0010 U	0.0010 U	0.0017	0.3450	0.00100 U
8/1/19	0.0010 U	0.0010 U	0.0523	0.0010 U	--	0.0010 U	29.20	0.0010 U	0.0010 U	0.0010 U	0.3780	0.00100 U
3/9/20	0.0010 U	0.0010 U	0.0453	0.0010 U	--	0.0010 U	28.40	0.0010 U	0.0010 U	0.0010 U	0.2980	0.00100 U
7/27/20	0.0010 U	0.0010 U	0.0549	0.0010 U	--	0.0010 U	26.70	0.0010 U	0.0010 U	0.0013	0.3500	0.00100 U
3/22/21	0.0010 U	0.0010 U	0.0585	0.0010 U	--	0.0010 U	31.00	0.0010 U	0.0010 U	0.0010 B	0.3290	0.00100 U
8/31/21	0.0010 U	0.0010 U	0.0460	0.0010 U	--	0.0010 U	28.20	0.0010 U	0.0010 U	0.0010 U	0.5820	0.00100 U

Gude Landfill
Monitoring Location ST120 - Total Metals

Printed 12/10/21

	Magnesium, total (mg/L)	Manganese, total (mg/L)	Mercury, total (mg/L)	Nickel, total (mg/L)	Potassium, total (mg/L)	Selenium, total (mg/L)	Silver, total (mg/L)	Sodium, total (mg/L)	Thallium, total (mg/L)	Tin, total (mg/L)	Vanadium, total (mg/L)	Zinc, total (mg/L)
MCL/ GWPS			0.002			0.05				0.002		
4/3/01	--	0.07530	0.000100 U	0.0040	--	0.00180 U	0.0052 U	--	0.0009 U	0.2000 U	0.00060 U	0.01000 U
9/4/01	--	0.09680	0.000100 U	0.0100 U	--	0.00090 U	0.0044 U	--	0.0009 U	0.2000 U	0.00200 U	--
3/12/02	--	0.16850	0.000100 U	0.0100 U	--	0.00200 U	0.0044 U	--	0.0009 U	0.2000 U	0.00070 U	--
6/3/03	--	0.15270	0.000200 U	0.0076	--	0.00120 U	0.0096 U	--	0.0010 U	0.0008 U	0.00200 U	--
9/20/04	--	0.08780	0.000100 U	0.0055	--	0.00100 U	0.0018 U	--	0.0006 U	0.0003 U	0.00200 U	--
4/5/05	--	0.09370	0.000200 U	0.0072	--	0.00100 U	0.0018 U	--	0.0006 U	0.0050 U	0.00200 U	--
9/21/05	--	0.25850	0.000600	0.0080	--	0.00100 U	0.0018 U	--	0.0006 U	0.0050 U	0.00400	--
4/4/06	--	0.20740	0.000100 U	0.0104	--	0.00150 U	0.0004 U	--	0.0004 U	0.0050 U	0.00200 U	--
9/25/06	--	0.29120	0.000200 U	0.0082	--	0.00080 U	0.0005 U	--	0.0007 U	0.0050 U	0.00330	--
4/17/07	--	--	0.000200 U	0.0116	--	0.00080 U	0.0005 U	--	0.0007 U	0.0500 U	0.00280	0.02150
10/3/07	--	--	0.000200 U	0.0077	--	0.00200 U	0.0005 U	--	0.0007 U	0.0020 U	0.00200 U	0.00550
3/25/08	--	--	0.000200 U	0.0078	--	0.00200 U	0.0008 U	--	0.0006 U	0.0500 U	0.00060 U	0.01000 U
9/23/08	--	--	0.000200 U	0.0060	--	0.00180 U	0.0016 U	--	0.0012 U	0.0011 U	0.00120 U	0.02000 U
3/9/09	--	--	0.000200 U	0.0113	--	0.00200 U	0.0009 U	--	0.0002 U	0.0011 U	0.00200 U	--
9/21/09	12.300	0.06340	0.000200 U	0.0066	1.880	0.00200 U	0.0020 U	27.50	0.0020 U	--	0.00020 U	0.01000 U
8/3/10	--	--	0.000200 U	0.0050	--	0.00100 U	0.0010 U	--	0.0010 U	0.0050 U	0.00500 U	0.01100
9/15/10	16.300	0.08170	0.000200 U	0.0066	3.020	0.00500 U	0.0050 U	34.00	0.0050 U	--	0.00500 U	0.00500 U
4/25/11	14.200 J	0.12600	0.000200 U	0.0098	2.510	0.00500 U	0.0050 U	53.70	0.0050 U	--	0.00500 U	0.00891
9/12/11	12.600	0.05100	0.000200 U	--	3.080	0.00500 U	0.0050 U	34.50	0.0050 U	--	0.00500 U	0.00844
3/5/12	11.500	0.08530	0.000200 U	--	2.250	0.00500 U	0.0050 U	65.10	0.0050 U	--	0.00500 U	0.01060
9/17/12	14.200	0.11700	0.000200 U	--	2.200	0.00500 U	0.0050 U	15.30	0.0050 U	--	0.00500 U	0.00500 U
3/28/13	14.800	0.09070	0.000200 U	--	3.010	0.00500 U	0.0050 U	181.00	0.0050 U	--	0.00500 U	0.00746
9/18/13	12.900	0.07950	0.000200 U	--	2.670	0.00500 U	0.0050 U	19.80	0.0050 U	--	0.00500 U	0.00635

Shaded concentrations represent MCL/GWPS exceedances

Printed on Recycled Paper

Gude Landfill
Monitoring Location ST120 - Total Metals

Printed 12/10/21

	Magnesium, total (mg/L)	Manganese, total (mg/L)	Mercury, total (mg/L)	Nickel, total (mg/L)	Potassium, total (mg/L)	Selenium, total (mg/L)	Silver, total (mg/L)	Sodium, total (mg/L)	Thallium, total (mg/L)	Tin, total (mg/L)	Vanadium, total (mg/L)	Zinc, total (mg/L)
3/13/14	22.500	0.12800	0.000200 U	0.0146	6.080	0.00500 U	0.0050 U	561.00	0.0050 U	--	0.00500 U	0.01570
9/8/14	13.200	0.15500	0.000200 U	0.0055	2.770	0.00500 U	0.0050 U	24.50	0.0050 U	--	0.00500 U	0.00582
3/18/15	13.000	0.14000	0.000200 U	0.0110 U	2.800	0.03500 U	0.0100 U	210.00	0.0020 U	--	0.01000 U	0.00840 U
9/1/15	21.000	--	0.000200 U	0.0100 U	3.000	0.00500 U	0.0010 U	34.00	0.0010 U	--	0.00500 U	0.00500 U
3/16/16	--	0.12600	0.000200 U	0.0108	2.380	0.00500 U	0.0050 U	--	0.0050 U	--	0.00500 U	0.00859
8/30/16	15.600	0.05910	0.000200 U	0.0031	2.220	0.00200 U	0.0020 U	24.30	0.0010 U	--	0.00200 U	0.00200 U
3/6/17	21.500	0.09420	0.000200 U	0.0107	2.510	0.00500 U	0.0050 U	52.00	0.0050 U	--	0.00500 U	0.00500 U
9/12/17	13.900	0.07110	0.000200 U	0.0043	2.390	0.00200 U	0.0020 U	24.50	0.0010 U	--	0.00200 U	0.00358
3/28/18	17.600	0.13600	0.000200 U	0.0088	2.350	0.00200 U	0.0020 U	197.00	0.0010 U	--	0.00200 U	0.00804
9/11/18	6.040	0.03290	0.000200 U	0.0050 U	2.640	0.00500 U	0.0050 U	15.30	0.0050 U	--	0.00500 U	0.00500 U
4/8/19	22.900	0.11600	0.000100 U	0.0092	2.280	0.00100 U	0.0010 U	71.40	0.0010 U	--	0.00100 U	0.00890
8/1/19	19.500	0.13200	0.000100 U	0.0040	2.910	0.00100 U	0.0010 U	34.40	0.0010 U	--	0.00100 U	0.00400 U
3/9/20	19.600	0.08720	0.000100 U	0.0061	2.300	0.00100 U	0.0010 U	37.60	0.0010 U	--	0.00100 U	0.00461
7/27/20	17.400	0.06370	0.000100 U	0.0042	3.120	0.00100 U	0.0010 U	29.40	0.0010 U	--	0.00100 U	0.00400 U
3/22/21	20.000	0.11900	0.000100 U	0.0080	2.370	0.00100 U	0.0010 U	148.00	0.0010 U	--	0.00100 U	0.00574
8/31/21	16.800	0.05840	0.000100 U	0.0035	3.070	0.00100 U	0.0010 U	29.40	0.0010 U	--	0.00124	0.00400 U

Gude Landfill
Monitoring Location ST120 - Volatile Organic Compounds

Printed 12/10/21

	1,1,1,2-Tetrachloroethane (ug/L)	1,1,1-Trichloroethane (ug/L)	1,1,2,2-Tetrachloroethane (ug/L)	1,1,1,2-Trichloroethane (ug/L)	1,1-Dichloroethane (ug/L)	1,1-Dichloroethene (ug/L)	1,1-Dichloropropene (ug/L)	1,2,3-Trichloropropane (ug/L)	1,2-Dibromo-3-chloropropane (ug/L)	1,2-Dibromoethane (ug/L)	1,2-Dichlorobenzene (ug/L)	1,2-Dichloroethane (ug/L)	1,2-Dichloropropane (ug/L)	1,3-Dichloropropane (ug/L)	1,4-Dichlorobenzene (ug/L)
MCL/ GWPS	200		5		7				0.2	0.05	600	5	5		75
9/4/01	0.18 U	0.15 U	0.23 U	0.22 U	1.00 U	0.15 U	0.22 U	0.21 U	0.14 U	0.20 U	10.00 U	0.17 U	0.21 U	0.19 U	10.00 U
3/12/02	0.18 U	0.15 U	0.23 U	0.22 U	1.00 U	0.15 U	0.22 U	0.21 U	0.14 U	0.20 U	10.00 U	0.17 U	0.21 U	0.19 U	10.00 U
6/3/03	0.18 U	0.15 U	0.23 U	0.22 U	0.19 U	0.15 U	0.22 U	0.21 U	0.14 U	0.20 U	10.00 U	0.17 U	0.21 U	0.19 U	10.00 U
9/20/04	0.13 U	0.24 U	0.44 U	0.25 U	0.27 U	0.37 U	0.35 U	0.40 U	0.33 U	0.28 U	10.00 U	0.27 U	0.34 U	0.33 U	10.00 U
4/5/05	0.13 U	0.24 U	0.44 U	0.25 U	0.27 U	0.37 U	0.35 U	0.40 U	0.33 U	0.28 U	10.00 U	0.27 U	0.34 U	0.33 U	10.00 U
9/21/05	0.13 U	0.24 U	0.44 U	0.25 U	1.00 U	0.37 U	0.35 U	0.40 U	0.33 U	0.28 U	10.00 U	0.27 U	0.34 U	0.33 U	10.00 U
4/4/06	0.13 U	0.24 U	0.44 U	0.25 U	0.27 U	0.37 U	0.35 U	0.40 U	0.33 U	0.28 U	--	0.27 U	0.34 U	0.33 U	--
9/25/06	0.13 U	0.24 U	0.44 U	0.25 U	0.27 U	0.37 U	0.35 U	0.40 U	0.33 U	0.28 U	10.00 U	0.27 U	0.34 U	0.33 U	10.00 U
4/17/07	0.13 U	0.24 U	0.44 U	0.25 U	0.27 U	0.37 U	0.35 U	0.40 U	0.33 U	0.28 U	10.00 U	0.27 U	0.34 U	0.33 U	10.00 U
10/3/07	0.13 U	0.24 U	0.44 U	0.25 U	1.00 U	0.37 U	0.35 U	0.40 U	0.33 U	0.28 U	0.43 U	0.27 U	0.34 U	0.33 U	0.44 U
3/25/08	0.18 U	0.18 U	0.21 U	0.23 U	0.50 U	0.18 U	0.26 U	0.14 U	0.24 U	0.16 U	10.00 U	0.18 U	0.17 U	0.20 U	0.23 U
9/23/08	0.12 U	0.17 U	0.14 U	0.17 U	0.50 U	0.15 U	0.13 U	0.17 U	0.20 U	0.08 U	0.10 U	0.13 U	0.50 U	0.13 U	10.00 U
3/9/09	0.12 U	0.17 U	0.14 U	0.17 U	0.50 U	0.15 U	0.13 U	0.17 U	0.20 U	0.08 U	10.00 U	0.13 U	0.15 U	0.13 U	10.00 U
9/21/09	1.00 U	1.00 U	1.00 U	1.00 U	0.36 J	1.00 U	1.00 U	1.00 U	1.00 U	1.00 U	1.00 U	1.00 U	1.00 U	1.00 U	0.33 J
8/3/10	1.00 U	1.00 U	1.00 U	1.00 U	1.00 U	1.00 U	1.00 U	1.00 U	10.00 U	1.00 U	1.00 U	1.00 U	1.00 U	1.00 U	1.00 U
9/15/10	2.00 U	2.00 U	2.00 U	2.00 U	2.00 U	2.00 U	2.00 U	2.00 U	2.00 U	2.00 U	2.00 U	2.00 U	2.00 U	2.00 U	2.00 U
4/25/11	1.00 U	1.00 U	1.00 U	1.00 U	1.00 U	1.00 U	--	1.00 U	1.00 U	1.00 U	1.00 U	1.00 U	1.00 U	--	1.00 U
9/12/11	1.00 U	1.00 U	1.00 U	1.00 U	1.00 U	1.00 U	--	1.00 U	1.00 U	1.00 U	1.00 U	1.00 U	1.00 U	--	1.00 U
3/5/12	1.00 U	1.00 U	1.00 U	1.00 U	1.00 U	1.00 U	--	1.00 U	1.00 U	1.00 U	1.00 U	1.00 U	1.00 U	--	1.00 U
9/17/12	1.00 U	1.00 U	1.00 U	1.00 U	1.00 U	1.00 U	1.00 U	1.00 U	1.00 U	1.00 U	1.00 U	1.00 U	1.00 U	1.00 U	1.00 U

Gude Landfill

Printed 12/10/21

Monitoring Location ST120 - Volatile Organic Compounds

	1,1,1,2-Tetrachloroethane (ug/L)	1,1,1-Trichloroethane (ug/L)	1,1,1,2-Tetrachloroethane (ug/L)	1,1,1,2-Trichloroethane (ug/L)	1,1-Dichloroethane (ug/L)	1,1-Dichloroethene (ug/L)	1,1-Dichloropropene (ug/L)	1,2,3-Trichloropropane (ug/L)	1,2-Dibromo-3-chloropropane (ug/L)	1,2-Dibromoethane (ug/L)	1,2-Dichlorobenzene (ug/L)	1,2-Dichloroethane (ug/L)	1,2-Dichloropropane (ug/L)	1,3-Dichloropropane (ug/L)	1,4-Dichlorobenzene (ug/L)
3/28/13	1.00 U	1.00 U	1.00 U	1.00 U	1.00 U	1.00 U	1.00 U	1.00 U	1.00 U	1.00 U	1.00 U	1.00 U	1.00 U	1.00 U	1.00 U
9/18/13	1.00 U	1.00 U	1.00 U	1.00 U	1.00 U	1.00 U	1.00 U	1.00 U	1.00 U	1.00 U	1.00 U	1.00 U	1.00 U	1.00 U	1.00 U
3/13/14	1.00 U	1.00 U	1.00 U	1.00 U	1.00 U	1.00 U	1.00 U	1.00 U	1.00 U	1.00 U	--	1.00 U	1.00 U	1.00 U	1.00 U
9/8/14	1.00 U	1.00 U	1.00 U	1.00 U	1.00 U	1.00 U	1.00 U	1.00 U	1.00 U	1.00 U	1.00 U	1.00 U	1.00 U	1.00 U	1.00 U
3/18/15	1.00 U	1.00 U	1.00 U	1.00 U	1.00 U	1.00 U	1.00 U	1.00 U	1.00 U	1.00 U	1.00 U	1.00 U	1.00 U	1.00 U	1.00 U
9/1/15	1.00 U	1.00 U	1.00 U	1.00 U	1.00 U	1.00 U	1.00 U	1.00 U	1.00 U	1.00 U	1.00 U	1.00 U	1.00 U	1.00 U	1.00 U
3/16/16	1.00 U	1.00 U	1.00 U	1.00 U	1.00 U	1.00 U	1.00 U	1.00 U	1.00 U	1.00 U	1.00 U	1.00 U	1.00 U	1.00 U	1.00 U
8/30/16	1.00 U	1.00 U	1.00 U	1.00 U	1.00 U	1.00 U	1.00 U	1.00 U	1.00 U	1.00 U	1.00 U	1.00 U	1.00 U	1.00 U	1.00 U
3/6/17	1.00 U	1.00 U	1.00 U	1.00 U	1.00 U	1.00 U	1.00 U	1.00 U	1.00 U	1.00 U	1.00 U	1.00 U	1.00 U	1.00 U	1.00 U
9/12/17	1.00 U	1.00 U	1.00 U	1.00 U	1.00 U	1.00 U	1.00 U	1.00 U	1.00 U	1.00 U	1.00 U	1.00 U	1.00 U	1.00 U	1.00 U
3/28/18	1.00 U	1.00 U	1.00 U	1.00 U	1.00 U	1.00 U	1.00 U	1.00 U	1.00 U	1.00 U	1.00 U	1.00 U	1.00 U	1.00 U	1.00 U
9/11/18	1.00 U	1.00 U	1.00 U	1.00 U	1.00 U	1.00 U	1.00 U	1.00 U	1.00 U	1.00 U	1.00 U	1.00 U	1.00 U	1.00 U	1.00 U
4/8/19	1.00 U	1.00 U	1.00 U	1.00 U	1.00 U	1.00 U	1.00 U	1.00 U	1.00 U	1.00 U	1.00 U	1.00 U	1.00 U	1.00 U	1.00 U
8/1/19	1.00 U	1.00 U	1.00 U	1.00 U	1.00 U	1.00 U	1.00 U	1.00 U	1.00 U	1.00 U	1.00 U	1.00 U	1.00 U	1.00 U	1.00 U
3/9/20	1.00 U	1.00 U	1.00 U	1.00 U	1.00 U	1.00 U	1.00 U	1.00 U	1.00 U	1.00 U	1.00 U	1.00 U	1.00 U	1.00 U	1.00 U
7/27/20	1.00 U	1.00 U	1.00 U	1.00 U	1.00 U	1.00 U	1.00 U	1.00 U	0.05 U	0.02 U	1.00 U	1.00 U	1.00 U	1.00 U	1.00 U
3/22/21	1.00 U	1.00 U	1.00 U	1.00 U	1.00 U	1.00 U	1.00 U	1.00 U	0.05 U	0.02 U	1.00 U	1.00 U	1.00 U	1.00 U	1.00 U
8/31/21	1.00 U	1.00 U	1.00 U	1.00 U	1.00 U	1.00 U	1.00 U	1.00 U	0.05 U	0.02 U	1.00 U	1.00 U	1.00 U	1.00 U	1.00 U

Gude Landfill

Printed 12/10/21

Monitoring Location ST120 - Volatile Organic Compounds

	2,2-Dichloropropane (ug/L)	2-Butanone (ug/L)	2-Hexanone (ug/L)	4-Methyl-2-Pentanone (ug/L)	Acetone (ug/L)	Acrylonitrile (ug/L)	Benzene (ug/L)	Bromochloromethane (ug/L)	Bromodichloromethane (ug/L)	Bromoform (ug/L)	Bromomethane (ug/L)	Carbon Disulfide (ug/L)	Carbon Tetrachloride (ug/L)	Chlorobenzene (ug/L)	Chloroethane (ug/L)
MCL/ GWPS							5	80	80				5	100	
9/4/01	0.11 U	--	0.18 U	--	0.15 U	--	0.21 U	0.20 U	0.18 U	0.14 U	1.00 U	0.38 U	0.15 U	0.28 U	0.20 U
3/12/02	0.11 U	--	0.18 U	--	1.00 U	--	0.21 U	0.20 U	0.18 U	0.14 U	1.00 U	0.38 U	0.15 U	0.28 U	0.20 U
6/3/03	0.11 U	--	0.18 U	--	0.15 U	--	0.21 U	0.20 U	0.18 U	0.14 U	0.15 U	0.38 U	0.15 U	0.28 U	0.20 U
9/20/04	0.23 U	0.29 U	1.39	--	0.39 U	--	0.28 U	0.34 U	0.31 U	0.27 U	0.31 U	0.75 U	0.25 U	0.40 U	0.31 U
4/5/05	0.23 U	0.29 U	1.00 U	--	0.39 U	--	0.28 U	0.34 U	0.31 U	0.27 U	0.31 U	0.75 U	0.25 U	0.40 U	0.31 U
9/21/05	0.23 U	0.29 U	0.19 U	--	0.39 U	--	0.28 U	0.34 U	0.31 U	0.27 U	0.31 U	0.75 U	0.25 U	0.40 U	0.31 U
4/4/06	0.23 U	1.00 U	0.19 U	--	0.39 U	--	0.28 U	0.34 U	0.31 U	0.27 U	0.31 U	0.75 U	0.25 U	0.40 U	0.31 U
9/25/06	0.23 U	1.00 U	0.19 U	--	0.39 U	--	0.28 U	0.34 U	0.31 U	0.27 U	0.31 U	0.75 U	0.25 U	0.40 U	0.31 U
4/17/07	0.23 U	1.00 U	0.19 U	--	0.39 U	--	0.28 U	0.34 U	0.31 U	0.27 U	0.31 U	0.75 U	0.25 U	0.40 U	0.31 U
10/3/07	0.23 U	0.29 U	0.19 U	--	0.39 U	--	0.28 U	0.34 U	0.31 U	0.27 U	0.31 U	0.75 U	0.25 U	0.40 U	0.31 U
3/25/08	0.19 U	--	--	--	--	--	0.24 U	0.12 U	0.19 U	0.12 U	0.50 U	--	0.13 U	0.17 U	0.10 U
9/23/08	0.22 U	--	--	--	--	--	0.09 U	0.14 U	0.11 U	0.16 U	0.12 U	--	0.14 U	0.16 U	0.13 U
3/9/09	0.22 U	--	--	--	--	--	0.09 U	0.14 U	0.11 U	0.16 U	0.12 U	--	0.14 U	0.16 U	0.13 U
9/21/09	1.00 U	1.00 U	1.00 U	1.00 U	0.17 J	1.00 U	1.00 U	1.00 U	1.00 U	1.00 U	1.00 U	2.50 U	1.00 U	1.00 U	1.00 U
8/3/10	1.00 U	10.00 U	5.00 U	5.00 U	5.00 U	10.00 U	1.00 U	1.00 U	1.00 U	5.00 U	1.00 U	1.00 U	1.00 U	1.00 U	1.00 U
9/15/10	2.00 U	2.00 U	2.00 U	2.00 U	2.00 U	2.00 U	2.00 U	2.00 U	2.00 U	2.00 U	2.00 U	5.00 U	2.00 U	2.00 U	2.00 U
4/25/11	--	5.00 U	5.00 U	5.00 U	5.00 U	5.00 U	1.00 U	1.00 U	1.00 U	1.00 U	1.00 U	1.80	1.00 U	1.00 U	1.00 U
9/12/11	--	5.00 U	5.00 U	5.00 U	5.00 U	5.00 U	1.00 U	1.00 U	1.00 U	1.00 U	1.00 U	1.00 U	1.00 U	1.00 U	1.00 U
3/5/12	--	5.00 U	5.00 U	5.00 U	5.00 U	5.00 U	1.00 U	1.00 U	1.00 U	1.00 U	1.00 U	1.00 U	1.00 U	1.00 U	1.00 U
9/17/12	1.00 U	5.00 U	5.00 U	5.00 U	5.00 U	5.00 U	1.00 U	1.00 U	1.00 U	1.00 U	1.00 U	5.00 U	1.00 U	1.00 U	1.00 U

Gude Landfill
Monitoring Location ST120 - Volatile Organic Compounds

Printed 12/10/21

	2,2-Dichloropropane (ug/L)	2-Butanone (ug/L)	2-Hexanone (ug/L)	4-Methyl-2-Pentanone (ug/L)	Acetone (ug/L)	Acrylonitrile (ug/L)	Benzene (ug/L)	Bromochloromethane (ug/L)	Bromodichloromethane (ug/L)	Bromoform (ug/L)	Bromomethane (ug/L)	Carbon Disulfide (ug/L)	Carbon Tetrachloride (ug/L)	Chlorobenzene (ug/L)	Chloroethane (ug/L)
3/28/13	1.00 U	5.00 U	5.00 U	5.00 U	5.00 U	5.00 U	1.00 U	1.00 U	1.00 U	1.00 U	1.00 U	5.00 U	1.00 U	1.00 U	1.00 U
9/18/13	1.00 U	5.00 U	5.00 U	5.00 U	5.00 U	5.00 U	1.00 U	1.00 U	1.00 U	1.00 U	1.00 U	5.00 U	1.00 U	1.00 U	1.00 U
3/13/14	1.00 U	5.00 U	5.00 U	5.00 U	5.00 U	5.00 U	1.00 U	--	1.00 U	1.00 U	1.00 U	5.00 U	1.00 U	1.00 U	1.00 U
9/8/14	1.00 U	5.00 U	5.00 U	5.00 U	5.00 U	5.00 U	1.00 U	1.00 U	1.00 U	1.00 U	1.00 U	5.00 U	1.00 U	1.00 U	1.00 U
3/18/15	1.00 U	5.00 U	5.00 U	5.00 U	5.00 U	5.00 U	1.00 U	1.00 U	1.00 U	1.00 U	1.00 U	5.00 U	1.00 U	1.00 U	1.00 U
9/1/15	1.00 U	5.00 U	5.00 U	5.00 U	5.00 U	5.00 U	1.00 U	1.00 U	1.00 U	1.00 U	1.00 U	5.00 U	1.00 U	1.00 U	1.00 U
3/16/16	1.00 U	5.00 U	5.00 U	5.00 U	5.00 U	5.00 U	1.00 U	1.00 U	1.00 U	1.00 U	1.00 U	5.00 U	1.00 U	1.00 U	1.00 U
8/30/16	1.00 U	5.00 U	5.00 U	5.00 U	5.00 U	5.00 U	1.00 U	1.00 U	1.00 U	1.00 U	1.00 U	5.00 U	1.00 U	1.00 U	1.00 U
3/6/17	1.00 U	5.00 U	5.00 U	5.00 U	5.00 U	5.00 U	1.00 U	1.00 U	1.00 U	1.00 U	1.00 U	5.00 U	1.00 U	1.00 U	1.00 U
9/12/17	1.00 U	5.00 U	5.00 U	5.00 U	5.00 U	5.00 U	1.00 U	1.00 U	1.00 U	1.00 U	1.00 U	5.00 U	1.00 U	1.00 U	1.00 U
3/28/18	1.00 U	5.00 U	5.00 U	5.00 U	5.00 U	5.00 U	1.00 U	1.00 U	1.00 U	1.00 U	1.00 U	5.00 U	1.00 U	1.00 U	1.00 U
9/11/18	1.00 U	5.00 U	5.00 U	5.00 U	5.00 U	5.00 U	1.00 U	1.00 U	1.00 U	1.00 U	1.00 U	5.00 U	1.00 U	1.00 U	1.00 U
4/8/19	1.00 U	5.00 U	5.00 U	5.00 U	5.10	5.00 U	1.00 U	1.00 U	1.00 U	1.00 U	1.00 U	1.00 U	1.00 U	1.00 U	1.00 U
8/1/19	1.00 U	5.00 U	5.00 U	5.00 U	5.00 U	5.00 U	1.00 U	1.00 U	1.00 U	1.00 U	1.00 U	1.00 U	1.00 U	1.00 U	1.00 U
3/9/20	1.00 U	5.00 U	5.00 U	5.00 U	5.00 U	5.00 U	1.00 U	1.00 U	1.00 U	1.00 U	1.00 U	1.00 U	1.00 U	1.00 U	1.00 U
7/27/20	1.00 U	5.00 U	5.00 U	5.00 U	5.00 U	5.00 U	1.00 U	1.00 U	1.00 U	1.00 U	1.00 U	1.00 U	1.00 U	1.00 U	1.00 U
3/22/21	1.00 U	5.00 U	5.00 U	5.00 U	5.00 U	5.00 U	1.00 U	1.00 U	1.00 U	1.00 U	1.00 U	1.00 U	1.00 U	1.00 U	1.00 U
8/31/21	1.00 U	5.00 U	5.00 U	5.00 U	5.00 U	5.00 U	1.00 U	1.00 U	1.00 U	1.00 U	1.00 U	1.00 U	1.00 U	1.00 U	1.00 U

Gude Landfill

Printed 12/10/21

Monitoring Location ST120 - Volatile Organic Compounds

	Chloroform (ug/L)	Chloromethane (ug/L)	cis-1,2-Dichloroethene (ug/L)	cis-1,3-Dichloropropene (ug/L)	Dibromochloromethane (ug/L)	Ethylbenzene (ug/L)	m&p-Xylene (ug/L)	Methyl Iodide (ug/L)	Methyl Tertiary Butyl Ether (ug/L)	Methylene Bromide (ug/L)	Methylene Chloride (ug/L)	o-Xylene (ug/L)	Styrene (ug/L)	Tetrachloroethene (ug/L)	Toluene (ug/L)
MCL/ GWPS	80		70		80	700	10000				5	10000	100	5	1000
9/4/01	0.23 U	0.21 U	1.00 U	0.19 U	0.17 U	0.26 U	0.28 U	0.17 U	--	0.22 U	4.80	0.27 U	0.21 U	1.22	0.24 U
3/12/02	1.00 U	0.21 U	1.00 U	0.19 U	0.17 U	0.26 U	0.28 U	0.17 U	--	0.22 U	0.21 U	0.27 U	0.21 U	1.79	0.24 U
6/3/03	0.23 U	0.21 U	1.00 U	0.19 U	0.17 U	0.26 U	1.00 U	0.17 U	--	0.22 U	0.21 U	0.27 U	0.21 U	1.39	0.24 U
9/20/04	0.27 U	0.25 U	1.00 U	0.29 U	0.27 U	0.23 U	0.40 U	0.28 U	--	0.25 U	0.34 U	0.18 U	0.25 U	1.00 U	0.32 U
4/5/05	0.27 U	0.25 U	0.28 U	0.29 U	0.27 U	0.23 U	0.40 U	0.28 U	--	0.25 U	0.34 U	0.18 U	0.25 U	0.36 U	0.32 U
9/21/05	0.27 U	0.25 U	1.22	0.29 U	0.27 U	0.23 U	0.40 U	0.28 U	--	0.25 U	0.34 U	0.18 U	0.25 U	1.00 U	0.32 U
4/4/06	0.27 U	0.25 U	0.28 U	0.29 U	0.27 U	0.23 U	0.40 U	0.28 U	--	0.25 U	0.34 U	0.18 U	0.25 U	0.36 U	0.32 U
9/25/06	0.27 U	0.25 U	2.52	0.29 U	0.27 U	0.23 U	0.40 U	0.28 U	--	0.25 U	0.34 U	0.18 U	0.25 U	1.65	0.32 U
4/17/07	0.27 U	0.25 U	0.28 U	0.29 U	0.27 U	0.23 U	0.40 U	1.00 U	--	0.25 U	0.34 U	0.18 U	0.25 U	1.00 U	0.32 U
10/3/07	0.27 U	0.25 U	2.99	0.29 U	0.27 U	0.23 U	0.40 U	0.28 U	--	0.25 U	0.34 U	0.18 U	0.25 U	1.56	0.32 U
3/25/08	0.21 U	0.15 U	1.22	0.13 U	0.15 U	0.26 U	0.43 U	--	1.73 U	0.15 U	0.12 U	0.22 U	0.20 U	0.81	0.28 U
9/23/08	0.12 U	0.20 U	2.10	0.12 U	0.13 U	0.12 U	0.23 U	--	1.25 U	0.20 U	0.17 U	0.11 U	0.11 U	1.25	0.12 U
3/9/09	0.12 U	0.20 U	1.15	0.12 U	0.13 U	0.12 U	0.23 U	--	1.25 U	0.20 U	0.17 U	0.11 U	0.11 U	0.68	0.12 U
9/21/09	1.00 U	1.00 U	1.54	1.00 U	1.00 U	1.00 U	2.00 U	1.00 U	1.00 U	1.00 U	1.00 U	1.00 U	1.00 U	0.62 J	1.00 U
8/3/10	1.00 U	1.00 U	1.00	1.00 U	1.00 U	1.00 U	2.00 U	20.00 U	--	1.00 U	1.00 U	1.00 U	1.00 U	1.00 U	1.00 U
9/15/10	2.00 U	0.87 J	1.26 J	2.00 U	2.00 U	2.00 U	4.00 U	2.00 U	2.00 U	2.00 U	2.00 U	2.00 U	2.00 U	1.10 J	2.00 U
4/25/11	1.00 U	4.90	1.00 U	1.00 U	1.00 U	1.00 U	--	1.00 U	2.00 U	1.00 U	1.00 U	--	1.00 U	1.00 U	1.00 U
9/12/11	1.00 U	1.00 U	1.00 U	1.00 U	1.00 U	1.00 U	--	1.00 U	2.00 U	1.00 U	1.00 U	--	1.00 U	1.00 U	1.00 U
3/5/12	1.00 U	1.00 U	0.79	1.00 U	1.00 U	1.00 U	--	1.00 U	1.00 U	1.00 U	1.00 U	--	1.00 U	1.00 U	1.00 U
9/17/12	1.00 U	1.00 U	1.00 U	1.00 U	1.00 U	1.00 U	2.00 U	5.00 U	5.00 U	1.00 U	1.00 U	1.00 U	1.00 U	1.00 U	1.00 U

Shaded concentrations represent MCL/GWPS exceedances

Printed on Recycled Paper

Gude Landfill
Monitoring Location ST120 - Volatile Organic Compounds

Printed 12/10/21

	Chloroform (ug/L)	Chloromethane (ug/L)	cis-1,2-Dichloroethene (ug/L)	cis-1,3-Dichloropropene (ug/L)	Dibromochloromethane (ug/L)	Ethylbenzene (ug/L)	m&p-Xylene (ug/L)	Methyl Iodide (ug/L)	Methyl Tertiary Butyl Ether (ug/L)	Methylene Bromide (ug/L)	Methylene Chloride (ug/L)	o-Xylene (ug/L)	Styrene (ug/L)	Tetrachloroethene (ug/L)	Toluene (ug/L)
3/28/13	1.00 U	1.00 U	1.30	1.00 U	1.00 U	1.00 U	2.00 U	5.00 U	5.00 U	1.00 U	1.00 U	1.00 U	1.00 U	1.00 U	1.00 U
9/18/13	1.00 U	1.00 U	2.26	1.00 U	1.00 U	1.00 U	2.00 U	5.00 U	5.00 U	1.00 U	1.00 U	1.00 U	1.00 U	1.00 U	1.00 U
3/13/14	1.00 U	1.00 U	1.00 U	1.00 U	1.00 U	1.00 U	2.00 U	5.00 U	5.00 U	1.00 U	1.00 U	1.00 U	1.00 U	1.00 U	1.00 U
9/8/14	1.00 U	1.00 U	1.33	1.00 U	1.00 U	1.00 U	2.00 U	5.00 U	5.00 U	1.00 U	1.00 U	1.00 U	1.00 U	1.00 U	1.00 U
3/18/15	1.00 U	1.00 U	1.00 U	1.00 U	1.00 U	1.00 U	2.00 U	5.00 U	5.00 U	1.00 U	1.00 U	1.00 U	1.00 U	1.00 U	1.00 U
9/1/15	1.00 U	1.00 U	1.13	1.00 U	1.00 U	1.00 U	2.00 U	5.00 U	5.00 U	1.00 U	1.00 U	1.00 U	1.00 U	1.00 U	1.00 U
3/16/16	1.00 U	1.00 U	1.00 U	1.00 U	1.00 U	1.00 U	2.00 U	5.00 U	5.00 U	1.00 U	1.00 U	1.00 U	1.00 U	1.00 U	1.00 U
8/30/16	1.00 U	1.00 U	1.00 U	1.00 U	1.00 U	1.00 U	2.00 U	5.00 U	5.00 U	1.00 U	1.00 U	1.00 U	1.00 U	1.00 U	1.00 U
3/6/17	1.00 U	1.00 U	1.09	1.00 U	1.00 U	1.00 U	2.00 U	5.00 U	5.00 U	1.00 U	1.00 U	1.00 U	1.00 U	1.00 U	1.00 U
9/12/17	1.00 U	1.00 U	1.00 U	1.00 U	1.00 U	1.00 U	2.00 U	5.00 U	5.00 U	1.00 U	1.00 U	1.00 U	1.00 U	1.00 U	1.00 U
3/28/18	1.00 U	1.00 U	1.00 U	1.00 U	1.00 U	1.00 U	2.00 U	5.00 U	5.00 U	1.00 U	1.00 U	1.00 U	1.00 U	1.00 U	1.00 U
9/11/18	1.00 U	1.00 U	1.00 U	1.00 U	1.00 U	1.00 U	2.00 U	5.00 U	5.00 U	1.00 U	1.00 U	1.00 U	1.00 U	1.00 U	1.00 U
4/8/19	1.00 U	1.00 U	1.00 U	1.00 U	1.00 U	1.00 U	1.00 U	1.00 U	1.00 U	1.00 U	1.00 U	1.00 U	1.00 U	1.00 U	1.00 U
8/1/19	1.00 U	1.00 U	1.00 U	1.00 U	1.00 U	1.00 U	1.00 U	1.00 U	1.00 U	1.00 U	1.00 U	1.00 U	1.00 U	1.00 U	1.00 U
3/9/20	1.00 U	1.00 U	1.00 U	1.00 U	1.00 U	1.00 U	1.00 U	1.00 U	1.00 U	1.00 U	1.00 U	1.00 U	1.00 U	1.00 U	1.00 U
7/27/20	1.00 U	1.00 U	1.00 U	1.00 U	1.00 U	1.00 U	1.00 U	1.00 U	1.00 U	1.00 U	1.00 U	1.00 U	1.00 U	1.00 U	1.00 U
3/22/21	1.00 U	1.00 U	1.00 U	1.00 U	1.00 U	1.00 U	1.00 U	1.00 U	1.00 U	1.00 U	1.00 U	1.00 U	1.00 U	1.00 U	1.00 U
8/31/21	1.00 U	1.00 U	1.00 U	1.00 U	1.00 U	1.00 U	1.00 U	1.00 U	1.00 U	1.00 U	1.00 U	1.00 U	1.00 U	1.00 U	1.00 U

Gude Landfill

Monitoring Location ST120 - Volatile Organic Compounds

	trans-1,2-Dichloroethene (ug/L)	trans-1,3-Dichloropropene (ug/L)	trans-1,4-Dichloro-2-butene (ug/L)	Trichloroethene (ug/L)	Trichlorofluoromethane (ug/L)	Vinyl Acetate (ug/L)	Vinyl Chloride (ug/L)	Xylene (ug/L)
MCL/ GWPS	100			5			2	10000
9/4/01	0.22 U	0.13 U	1.00 U	1.00 U	0.18 U	--	--	--
3/12/02	0.22 U	0.13 U	0.14 U	1.00 U	1.00 U	--	--	--
6/3/03	0.22 U	0.13 U	0.14 U	1.00 U	0.18 U	--	--	--
9/20/04	0.45 U	0.24 U	0.30 U	1.00 U	0.36 U	--	0.32 U	--
4/5/05	0.45 U	0.24 U	0.30 U	0.31 U	0.36 U	--	0.32 U	--
9/21/05	0.45 U	0.24 U	0.30 U	1.00 U	0.36 U	--	0.32 U	--
4/4/06	0.45 U	0.24 U	0.30 U	0.31 U	0.36 U	--	0.32 U	--
9/25/06	0.45 U	0.24 U	0.30 U	1.33	0.36 U	--	1.00 U	--
4/17/07	0.45 U	0.24 U	0.30 U	0.31 U	0.36 U	--	0.32 U	--
10/3/07	0.45 U	0.24 U	0.30 U	1.40	0.36 U	--	0.32 U	--
3/25/08	0.22 U	0.08 U	--	0.23 U	0.07 U	--	0.22 U	--
9/23/08	0.14 U	0.13 U	--	0.93	0.10 U	--	0.50 U	--
3/9/09	0.14 U	0.13 U	--	0.51	0.10 U	--	0.18 U	--
9/21/09	1.00 U	1.00 U	1.00 U	0.88 J	1.00 U	--	1.00 U	--
8/3/10	1.00 U	1.00 U	5.00 U	1.00 U	1.00 U	1.00 U	1.00 U	--
9/15/10	2.00 U	2.00 U	2.00 U	0.90 J	2.00 U	2.00 U	2.00 U	--
4/25/11	1.00 U	1.00 U	5.00 U	1.00 U	1.00 U	1.00 U	1.00 U	1.00 U
9/12/11	1.00 U	1.00 U	5.00 U	1.00 U	1.00 U	1.00 U	1.00 U	1.00 U
3/5/12	1.00 U	1.00 U	5.00 U	1.00 U	1.00 U	1.00 U	1.00 U	0.91
9/17/12	1.00 U	1.00 U	5.00 U	1.00 U	1.00 U	5.00 U	1.00 U	--

Gude Landfill

Printed 12/10/21

Monitoring Location ST120 - Volatile Organic Compounds

	trans-1,2-Dichloroethene (ug/L)	trans-1,3-Dichloropropene (ug/L)	trans-1,4-Dichloro-2-butene (ug/L)	Trichloroethene (ug/L)	Trichlorofluoromethane (ug/L)	Vinyl Acetate (ug/L)	Vinyl Chloride (ug/L)	Xylene (ug/L)
3/28/13	1.00 U	1.00 U	5.00 U	1.00 U	1.00 U	5.00 U	1.00 U	--
9/18/13	1.00 U	1.00 U	5.00 U	1.01	1.00 U	5.00 U	1.00 U	--
3/13/14	1.00 U	1.00 U	5.00 U	1.00 U	1.00 U	5.00 U	1.00 U	--
9/8/14	1.00 U	1.00 U	5.00 U	1.00 U	1.00 U	5.00 U	1.00 U	--
3/18/15	1.00 U	1.00 U	5.00 U	1.00 U	1.00 U	5.00 U	1.00 U	--
9/1/15	1.00 U	1.00 U	5.00 U	1.00 U	1.00 U	5.00 U	1.00 U	--
3/16/16	1.00 U	1.00 U	5.00 U	1.00 U	1.00 U	5.00 U	1.00 U	--
8/30/16	1.00 U	1.00 U	5.00 U	1.00 U	1.00 U	5.00 U	1.00 U	--
3/6/17	1.00 U	1.00 U	5.00 U	1.00 U	1.00 U	5.00 U	1.00 U	--
9/12/17	1.00 U	1.00 U	5.00 U	1.00 U	1.00 U	5.00 U	1.00 U	--
3/28/18	1.00 U	1.00 U	5.00 U	1.00 U	1.00 U	5.00 U	1.00 U	--
9/11/18	1.00 U	1.00 U	5.00 U	1.00 U	1.00 U	5.00 U	1.00 U	--
4/8/19	1.00 U	1.00 U	1.00 U	1.00 U	1.00 U	1.00 U	1.00 U	--
8/1/19	1.00 U	1.00 U	1.00 U	1.00 U	1.00 U	1.00 U	1.00 U	--
3/9/20	1.00 U	1.00 U	1.00 U	1.00 U	1.00 U	1.00 U	1.00 U	--
7/27/20	1.00 U	1.00 U	1.00 U	1.00 U	1.00 U	1.00 U	1.00 U	--
3/22/21	1.00 U	1.00 U	1.00 U	1.00 U	1.00 U	1.00 U	1.00 U	--
8/31/21	1.00 U	1.00 U	1.00 U	1.00 U	1.00 U	1.00 U	1.00 U	--

Gude Landfill
Monitoring Location ST70 - General Parameters

Printed 12/10/21

	Alkalinity (mg/L)	Ammonia Nitrogen (mg/L)	Chemical Oxygen Demand (mg/L)	Chloride (mg/L)	Cyanide, Total (mg/L)	Dissolved Oxygen, Field (mg/L)	Hardness (mg/L)	Nitrate (mg/L)	Nitrate+Nitrite (mg/L)	Nitrite (mg/L)	ORP, Field (mV)	pH, Field (SU)	pH, Lab (SU)
MCL/ GWPS					0.2			10		1			
4/2/01	--	--	--	74.5090	0.005 U	--	--	--	--	--	--	--	--
9/5/01	--	--	--	47.6235	0.008	--	--	--	--	--	--	--	--
3/13/02	--	--	--	56.3314	0.002	--	--	--	--	--	--	--	--
6/3/03	--	--	--	68.4973	0.005	--	--	--	--	--	--	--	--
9/21/04	--	--	--	--	0.005 U	--	--	--	--	--	--	--	--
4/6/05	--	--	--	--	0.005 U	--	--	--	--	--	--	--	--
9/21/05	--	--	--	--	0.007	--	--	--	--	--	--	--	--
4/5/06	--	--	--	--	0.014	--	--	--	--	--	--	--	--
9/26/06	--	--	--	--	0.003	--	--	--	--	--	--	--	--
4/18/07	--	--	--	--	0.005 U	--	--	--	--	--	--	--	--
10/4/07	--	--	--	--	0.010 U	--	--	--	--	--	--	--	--
3/27/08	--	--	--	--	--	--	--	--	--	--	--	--	--
9/22/09	109.0	0.20 U	6.0 J	85.8000	--	--	170.0	1.8591	--	--	--	--	--
8/3/10	--	--	--	--	0.050 U	--	--	--	--	--	--	--	--
9/21/10	115.0	0.20 U	10.0	97.6000	--	--	170.0	1.4818 HT	1.57 HT	0.09 HT	--	--	--
4/18/11	105.0	0.48	18.5	79.8000	--	--	128.0	0.8310	0.88	0.05 U	--	--	--
9/12/11	81.0	0.20 U	15.3	50.6000	--	--	110.0	0.7740	0.82	0.05 U	--	--	--
3/5/12	128.0	0.38	17.2	122.0000	--	--	188.0	1.4890	2.00	0.51	--	--	--
9/18/12	79.0	0.20 U	19.5	49.5000	--	--	124.0	0.8780	0.93	0.05 U	--	--	--

Shaded concentrations represent MCL/GWPS exceedances

Printed on Recycled Paper

Gude Landfill
Monitoring Location ST70 - General Parameters

Printed 12/10/21

	Alkalinity (mg/L)	Ammonia Nitrogen (mg/L)	Chemical Oxygen Demand (mg/L)	Chloride (mg/L)	Cyanide, Total (mg/L)	Dissolved Oxygen, Field (mg/L)	Hardness (mg/L)	Nitrate (mg/L)	Nitrate+Nitrite (mg/L)	Nitrite (mg/L)	ORP, Field (mV)	pH, Field (SU)	pH, Lab (SU)
3/18/13	108.0	0.56	10.0 U	145.0000	--	13.13	180.0	2.0710	2.35	0.28	--	6.52	--
9/23/13	92.0	0.20 U	22.4	62.6000	--	8.17	140.0	0.5230	0.69	0.17	325.0	7.45	--
3/6/14	105.0	0.61	15.3	674.0000	--	15.33	192.0	1.4810	--	--	601.0	7.41	--
9/4/14	82.0	0.20 U	14.5	76.0000	--	6.74	148.0	0.8690	0.98	0.11	--	9.41	--
3/23/15	121.0	0.39	10.0 U	229.0000	--	16.22	200.0	1.3500	1.36	0.05 U	333.0	7.72	--
9/3/15	120.0	0.20 U	10.0 U	148.0000	--	8.15	224.0	1.1700	1.18	0.05 U	227.0	7.46	--
3/21/16	106.0	0.20 U	17.4	170.0000	--	12.63	184.0	1.3600	1.41	0.05 U	--	7.24	--
8/30/16	107.0	0.20 U	12.1	128.0000	--	8.53	192.0	1.1700	1.18	0.05 U	225.0	7.26	--
3/8/17	80.0	0.20 U	10.0 U	106.0000	--	--	168.0	0.6660	0.68	0.05 U	335.0	7.39	--
9/13/17	95.0	0.71	10.0 U	89.6000	--	8.74	166.0	1.1700	1.22	0.05 U	313.0	7.35	--
4/3/18	103.0	0.20 U	16.5	320.0000	--	12.24	380.0	0.8220	0.87	0.05 U	158.0	7.12	--
9/11/18	123.0	0.28	33.5	61.9000	--	7.58	155.0	0.8580	0.93	0.07	112.0	7.33	--
4/8/19	106.0	0.43	20.2	157.0000	--	12.99	188.0 B	1.6000	--	--	105.4	7.90	7.95
7/30/19	112.0	0.11	10.7	138.0000	--	7.70	212.0 B	1.5000	--	--	200.0	6.92	7.57
3/10/20	108.0	0.32	18.8	124.0000	--	10.72	221.0	1.6500	--	--	123.2	8.10	7.72
8/3/20	100.0	0.10 J	26.1	106.0000	--	254.00	194.0	0.9700	--	--	143.2	6.98	7.41
3/29/21	120.0	0.13	20.0	241.0000	--	11.67	126.0	0.8450	--	--	91.4	7.49	7.79
9/7/21	122.0	2.10	33.5	118.0000	--	5.48	182.0	0.5840	--	--	163.0	7.19	7.22

Gude Landfill
Monitoring Location ST70 - General Parameters

Printed 12/10/21

	Phosphate (mg/L)	Specific Conductivity, Field (uS/cm)	Specific Conductivity, Lab (umhos/cm)	Sulfate, total (mg/L)	Sulfide (mg/L)	Temperature, field (°C)	Total Dissolved Solids (mg/L)	Total Phenolics (mg/L)	Total Suspended Solids (mg/L)	Turbidity (NTU)	Turbidity, Field (NTU)
MCL/ GWPS											
4/2/01	--	--	--	--	--	--	--	--	--	7.800	--
9/5/01	--	--	--	--	--	--	--	--	--	1.900	--
3/13/02	--	--	--	--	--	--	--	--	--	46.300	--
6/3/03	0.010 U	--	--	--	--	--	--	0	--	16.500	--
9/21/04	0.013	--	--	--	--	--	--	0 U	--	--	--
4/6/05	0.010 U	--	--	--	--	--	--	0 U	--	--	--
9/21/05	0.010 U	--	--	--	--	--	--	0	--	--	--
4/5/06	0.018	--	--	--	--	--	--	0	--	--	--
9/26/06	0.005 U	--	--	--	--	--	--	0	--	--	--
4/18/07	0.010 U	--	--	--	--	--	--	0 U	--	--	--
10/4/07	--	--	--	--	--	--	--	0	--	--	--
3/27/08	--	--	--	--	--	--	--	0	--	--	--
9/22/09	--	--	--	20.80	--	--	352.0	--	--	1.960	--
8/3/10	--	--	--	--	3.0 U	--	--	--	--	--	--
9/21/10	--	--	--	25.20	--	--	524.0	--	--	0.753	--
4/18/11	--	--	--	12.80 J	--	--	312.0	--	--	10.700	--
9/12/11	--	--	--	11.60	--	--	256.0	--	--	--	--
3/5/12	--	--	--	41.40	--	--	448.0	--	--	--	--
9/18/12	--	--	--	27.40	--	--	256.0	--	--	--	--

Gude Landfill
Monitoring Location ST70 - General Parameters

Printed 12/10/21

	Phosphate (mg/L)	Specific Conductivity, Field (uS/cm)	Specific Conductivity, Lab (umhos/cm)	Sulfate, total (mg/L)	Sulfide (mg/L)	Temperature, field (°C)	Total Dissolved Solids (mg/L)	Total Phenolics (mg/L)	Total Suspended Solids (mg/L)	Turbidity (NTU)	Turbidity, Field (NTU)
3/18/13	--	739.0	--	29.70	--	6.0	380.0	--	--	--	155.00
9/23/13	--	424.7	--	28.70	--	16.2	308.0	--	--	--	0.60
3/6/14	--	2485.0	--	24.10	--	3.4	1286.0	--	--	--	3.00
9/4/14	--	447.1	--	28.10	--	20.8	276.0	--	--	--	--
3/23/15	--	862.9	--	20.40	--	9.4	574.0	--	--	--	1.80
9/3/15	--	692.1	--	22.70	--	24.4	397.0	--	--	--	0.00
3/21/16	--	686.3	--	18.60	--	12.8	407.0	--	--	--	0.20
8/30/16	--	609.5	--	15.00	--	23.5	452.0	--	--	--	0.00
3/8/17	--	310.4	--	12.00	--	9.6	253.0	--	--	--	10.70
9/13/17	--	449.9	--	11.40	--	17.5	344.0	--	--	--	3.50
4/3/18	--	1090.0	--	16.70	--	9.3	690.0	--	--	--	0.00
9/11/18	--	451.8	--	15.90	--	20.0	277.0	--	--	--	3.00
4/8/19	--	901.0	754.0	25.80	--	18.1	458.0	--	3.7	4.650	3.30
7/30/19	--	737.0	725.0	30.60	--	22.1	463.0	--	3.1	4.580	0.00
3/10/20	--	608.0	728.0	53.20	--	10.8	425.0	--	11.7	9.830	58.60
8/3/20	--	663.0	657.0	43.80	--	23.5	407.0	--	71.4	1.910	36.30
3/29/21	--	887.0	1000.0	16.90	--	15.0	518.0	--	4.7	5.240	6.90
9/7/21	--	666.0	661.0	26.10	--	21.9	370.0	--	8.1	4.540	163.35

Gude Landfill
Monitoring Location ST70 - Dissolved Metals

Printed 12/10/21

	Manganese, dissolved (mg/L)	Nickel, dissolved (mg/L)
MCL/ GWPS		
9/12/11	--	0.01
3/5/12	--	0.01
9/18/12	--	0.01
3/18/13	--	0.01
9/23/13	--	0.01
9/3/15	0.150	--

Gude Landfill
Monitoring Location ST70 - Total Metals

Printed 12/10/21

	Antimony, total (mg/L)	Arsenic, total (mg/L)	Barium, total (mg/L)	Beryllium, total (mg/L)	Boron, total (mg/L)	Cadmium, total (mg/L)	Calcium, total (mg/L)	Chromium, total (mg/L)	Cobalt, total (mg/L)	Copper, total (mg/L)	Iron, total (mg/L)	Lead, total (mg/L)
MCL/ GWPS	0.006	0.01	2	0.004		0.005		0.1				0.015
4/2/01	0.0007 U	0.0020 U	0.0377	0.0005 U	--	0.0006 U	--	0.0020 U	0.0020 U	0.0100 U	--	0.00130 U
9/5/01	0.0020 U	0.0007 U	0.0564	0.0017 U	--	0.0006 U	--	0.0095	0.0020 U	0.0097	--	0.00200 U
3/13/02	0.0020 U	0.0020 U	0.0344	0.0017 U	--	0.0006 U	--	0.0093	0.0020 U	0.0179	--	0.00460
6/3/03	0.0007 U	0.0020 U	0.0510	0.0004 U	--	0.0004 U	--	0.0031	0.0020 U	0.0195	--	0.00200 U
9/21/04	0.0028 U	0.0006 U	0.0506	0.0012 U	--	0.0003 U	--	0.0020 U	0.0020 U	0.0107	--	0.00200 U
4/6/05	0.0028 U	0.0006 U	0.0475	0.0012 U	--	0.0003 U	--	0.0020 U	0.0020 U	0.0162	--	0.00200 U
9/21/05	0.0028 U	0.0006 U	0.0885	0.0012 U	--	0.0003 U	--	0.0167	0.0020 U	0.0166	--	0.00200 U
4/5/06	0.0006 U	0.0006 U	0.0681	0.0007 U	--	0.0004 U	--	0.0202	0.0020 U	0.0109	--	0.00230
9/26/06	0.0007 U	0.0008 U	0.0660	0.0009 U	--	0.0006 U	--	0.0130	0.0020 U	0.0079	--	0.00200 U
4/18/07	0.0007 U	0.0008 U	0.0509	0.0009 U	0.062	--	--	0.0034	0.0020 U	0.0072	--	0.00070 U
10/4/07	0.0007 U	0.0008 U	0.0699	0.0009 U	0.084	--	--	0.0194	0.0020 U	0.0109	--	0.00390
3/27/08	0.0020 U	0.0006 U	0.0508	0.0010 U	0.071	--	--	0.0033	0.0020 U	0.0070	--	0.00200 U
3/5/09	0.0020 U	0.0020 U	0.1404	0.0002 U	0.044	--	--	0.0422	0.0020 U	0.0127	--	0.00270
9/22/09	0.0020 U	0.0020 U	0.0624	0.0020 U	--	0.0020 U	38.20	0.0020 U	0.0005 J	0.0067	0.4210	0.00200 U
8/3/10	0.0010 U	0.0007 J	0.0590	0.0010 U	--	0.0010 U	--	0.0010 U	0.0005 J	0.0020	--	0.00100 U
9/21/10	0.0050 U	0.0050 U	0.0632	0.0050 U	--	0.0050 U	42.80	0.0050 U	0.0050 U	0.0076	0.3570 J	0.00500 U
4/18/11	0.0050 U	0.0050 U	0.0498	0.0050 U	--	0.0050 U	32.50 J	0.0050 U	0.0050 U	0.0066	1.0400	0.00500 U
9/12/11	0.0050 U	0.0050 U	0.0488	0.0050 U	--	0.0050 U	27.40	0.0050 U	0.0050 U	0.0071	0.5550	0.00500 U
3/5/12	0.0050 U	0.0050 U	0.0706	0.0050 U	--	0.0050 U	56.80	0.0234	0.0050 U	0.0100	1.3600	0.00500 U
9/18/12	0.0050 U	0.0050 U	0.0544	0.0050 U	--	0.0050 U	31.70	0.0050 U	0.0050 U	0.0066	0.4660	0.00500 U
3/18/13	0.0050 U	0.0050 U	0.0732	0.0050 U	--	0.0050 U	49.30	0.0253	0.0050 U	0.0070	0.7700	0.00500 U
9/23/13	0.0050 U	0.0050 U	0.0606	0.0050 U	--	0.0050 U	39.80	0.0229	0.0050 U	0.0092	0.4860	0.00500 U
3/6/14	0.0050 U	0.0050 U	0.0934	0.0050 U	--	0.0050 U	44.10	0.0050 U	0.0050 U	0.0073	0.7060	0.00500 U

Gude Landfill
Monitoring Location ST70 - Total Metals

Printed 12/10/21

	Antimony, total (mg/L)	Arsenic, total (mg/L)	Barium, total (mg/L)	Beryllium, total (mg/L)	Boron, total (mg/L)	Cadmium, total (mg/L)	Calcium, total (mg/L)	Chromium, total (mg/L)	Cobalt, total (mg/L)	Copper, total (mg/L)	Iron, total (mg/L)	Lead, total (mg/L)
9/4/14	0.0050 U	0.0050 U	0.0820	0.0050 U	--	0.0050 U	37.70	0.0113	0.0050 U	0.0057	0.4980	0.00500 U
3/23/15	0.0020 U	0.0020 U	0.0610	0.0020 U	--	0.0040 U	46.00	0.0100 U	0.0100 U	0.0033 J	0.3900	0.00200 U
9/3/15	0.0010 U	0.0011	0.0640	0.0010 U	--	0.0005 U	54.00	0.0050 U	0.0050 U	0.0050 U	0.0930	0.00100 U
3/21/16	0.0020 U	0.0020 U	0.0681	0.0020 U	--	0.0020 U	43.00	0.0020 U	0.0020 U	0.0035	0.7580	0.00200 U
8/30/16	0.0020 U	0.0020 U	0.0625	0.0020 U	--	0.0020 U	46.50	0.0020 U	0.0020 U	0.0020 U	0.3290	0.00200 U
3/8/17	0.0050 U	0.0050 U	0.0601	0.0050 U	--	0.0050 U	34.50	0.0050 U	0.0050 U	0.0116	0.4560	0.00500 U
9/13/17	0.0050 U	0.0050 U	0.0655	0.0050 U	--	0.0050 U	38.70	0.0050 U	0.0050 U	0.0052	0.4960	0.00500 U
4/3/18	0.0020 U	0.0020 U	0.0768	0.0020 U	--	0.0020 U	88.40	0.0020 U	0.0020 U	0.0024	0.9360	0.00200 U
9/11/18	0.0050 U	0.0050 U	0.0496	0.0050 U	--	0.0050 U	35.60	0.0050 U	0.0050 U	0.0127	0.3150	0.00500 U
4/8/19	0.0010 U	0.0010 U	0.0786	0.0010 U	--	0.0010 U	37.70	0.0093	0.0014	0.0028	0.5720	0.00100 U
7/30/19	0.0010 U	0.0010 U	0.0837	0.0010 U	--	0.0010 U	49.90 B	0.0044	0.0010 U	0.0015	0.2410	0.00100 U
3/10/20	0.0010 U	0.0010 U	0.0880	0.0010 U	--	0.0010 U	52.30	0.0436	0.0016	0.0014	0.5300	0.00100 U
8/3/20	0.0010 U	0.0010 U	0.0760	0.0010 U	--	0.0010 U	46.60	0.0243	0.0010 U	0.0028	0.4390	0.00100 U
3/29/21	0.0010 U	0.0010 U	0.0513	0.0010 U	--	0.0010 U	29.20	0.0083	0.0010 J	0.0066	0.5830	0.00121
9/7/21	0.0010 J	0.0010 U	0.0902	0.0010 U	--	0.0010 U	42.30	0.0067	0.0036	0.0090	0.9150	0.00186

Gude Landfill
Monitoring Location ST70 - Total Metals

Printed 12/10/21

	Magnesium, total (mg/L)	Manganese, total (mg/L)	Mercury, total (mg/L)	Nickel, total (mg/L)	Potassium, total (mg/L)	Selenium, total (mg/L)	Silver, total (mg/L)	Sodium, total (mg/L)	Thallium, total (mg/L)	Tin, total (mg/L)	Vanadium, total (mg/L)
MCL/ GWPS			0.002			0.05			0.002		
4/2/01	--	0.16300	0.000100 U	0.0064	--	0.00180 U	0.0052 U	--	0.0009 U	0.2000 U	0.00060 U
9/5/01	--	0.10950	0.000100 U	0.0100 U	--	0.00200 U	0.0044 U	--	0.0009 U	0.2000 U	0.00200 U
3/13/02	--	0.11540	0.000100 U	0.0134	--	0.00090 U	0.0044 U	--	0.0009 U	0.2000 U	0.00330
6/3/03	--	0.24070	0.000200 U	0.0070	--	0.00120 U	0.0096 U	--	0.0010 U	0.0008 U	0.00200 U
9/21/04	--	0.15550	0.000100 U	0.0046	--	0.00100 U	0.0018 U	--	0.0006 U	0.0003 U	0.00200 U
4/6/05	--	0.23560	0.000100 U	0.0075	--	0.00200 U	0.0018 U	--	0.0006 U	0.0050 U	0.00200 U
9/21/05	--	0.12720	0.000100 U	0.0059	--	0.00200 U	0.0018 U	--	0.0006 U	0.0050 U	0.00200 U
4/5/06	--	0.27240	0.000100 U	0.0086	--	0.00150 U	0.0004 U	--	0.0004 U	0.0050 U	0.00200 U
9/26/06	--	0.10560	0.000200 U	0.0044	--	0.00200 U	0.0005 U	--	0.0007 U	0.0050 U	0.00070 U
4/18/07	--	--	0.000200 U	0.0074	--	0.00200 U	0.0005 U	--	0.0007 U	0.0500 U	0.00200 U
10/4/07	--	--	0.000200 U	0.0070	--	0.00200 U	0.0005 U	--	0.0007 U	0.0020 U	0.00200 U
3/27/08	--	--	0.000200 U	0.0085	--	0.00200 U	0.0001 U	--	0.0001 U	0.0500 U	0.00200 U
3/5/09	--	--	0.000200 U	0.0095	--	0.00200 U	0.0009 U	--	0.0002 U	0.0011 U	0.00200 U
9/22/09	16.300	0.15400	0.000200 U	0.0086	4.300	0.00200 U	0.0020 U	34.20	0.0020 U	--	0.00200 U
8/3/10	--	--	0.000200 U	0.0081	--	0.00100 U	0.0010 U	--	0.0010 U	0.0050 U	0.00500 U
9/21/10	17.800	0.14700	0.000200 U	0.0077	6.840	0.00500 U	0.0050 U	40.10	0.0050 U	--	0.00500 U
4/18/11	13.600	0.18500	0.000200 U	0.0086	4.150	0.00500 U	0.0050 U	45.60 J	0.0050 U	--	0.00500 U
9/12/11	8.980	0.09280	0.000200 U	--	4.520	0.00500 U	0.0050 U	20.40	0.0050 U	--	0.00500 U
3/5/12	16.500	0.43600	0.000200 U	--	13.100	0.00500 U	0.0050 U	77.10	0.0050 U	--	0.00500 U
9/18/12	11.700	0.07640	0.000200 U	--	5.330	0.00500 U	0.0050 U	22.10	0.0050 U	--	0.00500 U
3/18/13	18.900	0.27600	0.000200 U	--	14.300	0.00500 U	0.0050 U	70.30	0.0050 U	--	0.00500 U
9/23/13	11.800	0.09730	0.000200 U	--	13.500	0.00500 U	0.0050 U	25.90	0.0050 U	--	0.00500 U
3/6/14	19.000	0.34400	0.000200 U	0.0103	14.300	0.00500 U	0.0050 U	384.00	0.0050 U	--	0.00500 U

Gude Landfill
Monitoring Location ST70 - Total Metals

Printed 12/10/21

	Magnesium, total (mg/L)	Manganese, total (mg/L)	Mercury, total (mg/L)	Nickel, total (mg/L)	Potassium, total (mg/L)	Selenium, total (mg/L)	Silver, total (mg/L)	Sodium, total (mg/L)	Thallium, total (mg/L)	Tin, total (mg/L)	Vanadium, total (mg/L)
9/4/14	10.900	0.07950	0.000200 U	0.0050 U	12.300	0.00500 U	0.0050 U	30.70	0.0050 U	--	0.00500 U
3/23/15	21.000	0.32000	0.000200 U	0.0110	5.500	0.03500 U	0.0100 U	130.00	0.0020 U	--	0.01000 U
9/3/15	24.000	--	0.000200 U	0.0100 U	5.200	0.00500 U	0.0010 U	50.00	0.0010 U	--	0.00500 U
3/21/16	19.300	0.27200	0.000200 U	0.0079	3.830	0.00200 U	0.0020 U	71.60	0.0010 U	--	0.00200 U
8/30/16	20.800	0.07940	0.000200 U	0.0038	4.250	0.00200 U	0.0020 U	39.10	0.0010 U	--	0.00200 U
3/8/17	14.600	0.19100	0.000200 U	0.0080	2.880	0.00500 U	0.0050 U	49.10	0.0050 U	--	0.00500 U
9/13/17	17.300	0.15000	0.000200 U	0.0051	3.440	0.00500 U	0.0050 U	31.80	0.0050 U	--	0.00500 U
4/3/18	38.600	0.32900	0.000200 U	0.0094	7.490	0.00200 U	0.0020 U	312.00	0.0010 U	--	0.00200 U
9/11/18	16.000	0.08050	0.000200 U	0.0079	4.800	0.00500 U	0.0050 U	26.00	0.0050 U	--	0.00500 U
4/8/19	22.900	0.26100	0.000100 U	0.0069	6.010	0.00100 U	0.0010 U	64.80	0.0010 U	--	0.00100 U
7/30/19	21.200	0.14700	0.000100 U	0.0043	8.200	0.00100 U	0.0010 U	49.20 B	0.0010 U	--	0.00100 U
3/10/20	22.100	0.33600	0.000100 U	0.0065	14.900	0.00100 U	0.0010 U	48.30	0.0010 U	--	0.00100 U
8/3/20	19.000	0.19200	0.000100 U	0.0049	11.800	0.00100 U	0.0010 U	40.00	0.0010 U	--	0.00118
3/29/21	13.000	0.18300	0.000100 U	0.0028	4.700	0.00100 U	0.0010 U	124.00	0.0010 U	--	0.00100 U
9/7/21	18.500	1.29000	0.000100 U	0.0106	7.640	0.00100 U	0.0010 U	45.00	0.0010 U	--	0.00100 U

Gude Landfill
Monitoring Location ST70 - Total Metals

Printed 12/10/21

	Zinc, total (mg/L)
MCL/ GWPS	
4/2/01	0.01570
9/5/01	--
3/13/02	--
6/3/03	--
9/21/04	--
4/6/05	--
9/21/05	--
4/5/06	--
9/26/06	--
4/18/07	0.01670
10/4/07	0.01870
3/27/08	0.01600
3/5/09	0.03420
9/22/09	0.01000 U
8/3/10	0.01600
9/21/10	0.00661
4/18/11	0.01450
9/12/11	0.01210
3/5/12	0.01430
9/18/12	0.01110
3/18/13	0.01360
9/23/13	0.02150
3/6/14	0.02570

Gude Landfill
Monitoring Location ST70 - Total Metals

Printed 12/10/21

	Zinc, total (mg/L)
9/4/14	0.01010
3/23/15	0.01400
9/3/15	0.00540
3/21/16	0.01070
8/30/16	0.00362
3/8/17	0.01400
9/13/17	0.02420
4/3/18	0.01150
9/11/18	0.02820
4/8/19	0.00945
7/30/19	0.01190
3/10/20	0.01010
8/3/20	0.01140
3/29/21	0.01720
9/7/21	0.02420

Gude Landfill

Printed 12/10/21

Monitoring Location ST70 - Volatile Organic Compounds

	1,1,1,2-Tetrachloroethane (ug/L)	1,1,1-Trichloroethane (ug/L)	1,1,2,2-Tetrachloroethane (ug/L)	1,1,1,2-Trichloroethane (ug/L)	1,1-Dichloroethane (ug/L)	1,1-Dichloroethene (ug/L)	1,1-Dichloropropene (ug/L)	1,2,3-Trichloropropane (ug/L)	1,2-Dibromo-3-chloropropane (ug/L)	1,2-Dibromoethane (ug/L)	1,2-Dichlorobenzene (ug/L)	1,2-Dichloroethane (ug/L)	1,2-Dichloropropane (ug/L)	1,3-Dichloropropane (ug/L)	1,4-Dichlorobenzene (ug/L)
MCL/ GWPS	200		5		7				0.2	0.05	600	5	5		75
9/5/01	0.18 U	0.15 U	0.23 U	0.22 U	0.19 U	0.15 U	0.22 U	0.21 U	0.14 U	0.20 U	10.00 U	0.17 U	0.21 U	0.19 U	10.00 U
3/13/02	0.18 U	0.15 U	0.23 U	0.22 U	0.19 U	0.15 U	0.22 U	0.21 U	0.14 U	0.20 U	10.00 U	0.17 U	0.21 U	0.19 U	10.00 U
6/3/03	0.18 U	0.15 U	0.23 U	0.22 U	0.19 U	0.15 U	0.22 U	0.21 U	1.00 U	0.20 U	10.00 U	0.17 U	0.21 U	0.19 U	10.00 U
9/21/04	0.13 U	0.24 U	0.44 U	0.25 U	0.27 U	0.37 U	0.35 U	0.40 U	0.33 U	0.28 U	10.00 U	0.27 U	0.34 U	0.33 U	10.00 U
4/6/05	0.13 U	0.24 U	0.44 U	0.25 U	0.27 U	0.37 U	0.35 U	0.40 U	0.33 U	0.28 U	10.00 U	0.27 U	0.34 U	0.33 U	10.00 U
9/21/05	0.13 U	0.24 U	0.44 U	0.25 U	0.27 U	0.37 U	0.35 U	0.40 U	0.33 U	0.28 U	10.00 U	0.27 U	0.34 U	0.33 U	10.00 U
4/5/06	0.13 U	0.24 U	0.44 U	0.25 U	0.27 U	0.37 U	0.35 U	0.40 U	0.33 U	0.28 U	10.00 U	0.27 U	0.34 U	0.33 U	10.00 U
9/26/06	0.13 U	0.24 U	0.44 U	0.25 U	0.27 U	0.37 U	0.35 U	0.40 U	0.33 U	0.28 U	10.00 U	0.27 U	0.34 U	0.33 U	10.00 U
4/18/07	0.13 U	0.24 U	0.44 U	0.25 U	0.27 U	0.37 U	0.35 U	0.40 U	0.33 U	0.28 U	0.43 U	0.27 U	0.34 U	0.33 U	0.44 U
10/4/07	0.13 U	0.24 U	0.44 U	0.25 U	0.27 U	0.37 U	0.35 U	0.40 U	0.33 U	0.28 U	10.00 U	0.27 U	0.34 U	0.33 U	10.00 U
3/27/08	0.18 U	0.18 U	0.21 U	0.23 U	0.22 U	0.18 U	0.26 U	0.14 U	0.24 U	0.16 U	0.25 U	0.18 U	0.17 U	0.20 U	10.00 U
3/5/09	0.12 U	0.17 U	0.14 U	0.17 U	0.14 U	0.15 U	0.13 U	0.17 U	0.20 U	0.08 U	10.00 U	0.13 U	0.15 U	0.13 U	10.00 U
9/22/09	1.00 U	1.00 U	1.00 U	1.00 U	1.00 U	1.00 U	1.00 U	1.00 U	1.00 U	1.00 U	1.00 U	1.00 U	1.00 U	1.00 U	0.34 J
8/3/10	1.00 U	1.00 U	1.00 U	1.00 U	1.00 U	1.00 U	1.00 U	1.00 U	10.00 U	1.00 U	1.00 U	1.00 U	1.00 U	1.00 U	1.00 U
9/21/10	2.00 U	2.00 U	2.00 U	2.00 U	2.00 U	2.00 U	2.00 U	2.00 U	2.00 U	2.00 U	2.00 U	2.00 U	2.00 U	2.00 U	2.00 U
4/18/11	1.00 U	1.00 U	1.00 U	1.00 U	1.00 U	1.00 U	--	1.00 U	1.00 U	1.00 U	1.00 U	1.00 U	1.00 U	1.00 U	--
9/12/11	1.00 U	1.00 U	1.00 U	1.00 U	1.00 U	1.00 U	--	1.00 U	1.00 U	1.00 U	1.00 U	1.00 U	1.00 U	1.00 U	--
3/5/12	1.00 U	1.00 U	1.00 U	1.00 U	1.00 U	1.00 U	--	1.00 U	1.00 U	1.00 U	1.00 U	1.00 U	1.00 U	1.00 U	--
9/18/12	1.00 U	1.00 U	1.00 U	1.00 U	1.00 U	1.00 U	1.00 U	1.00 U	1.00 U	1.00 U	1.00 U	1.00 U	1.00 U	1.00 U	1.00 U
3/18/13	1.00 U	1.00 U	1.00 U	1.00 U	1.00 U	1.00 U	1.00 U	1.00 U	1.00 U	1.00 U	1.00 U	1.00 U	1.00 U	1.00 U	1.00 U

Shaded concentrations represent MCL/GWPS exceedances

Printed on Recycled Paper

Gude Landfill

Printed 12/10/21

Monitoring Location ST70 - Volatile Organic Compounds

	1,1,1,2-Tetrachloroethane (ug/L)	1,1,1-Trichloroethane (ug/L)	1,1,1,2,2-Tetrachloroethane (ug/L)	1,1,1,2-Trichloroethane (ug/L)	1,1-Dichloroethane (ug/L)	1,1-Dichloroethene (ug/L)	1,1-Dichloropropene (ug/L)	1,2,3-Trichloropropane (ug/L)	1,2-Dibromo-3-chloropropane (ug/L)	1,2-Dibromoethane (ug/L)	1,2-Dichlorobenzene (ug/L)	1,2-Dichloroethane (ug/L)	1,2-Dichloropropane (ug/L)	1,3-Dichloropropane (ug/L)	1,4-Dichlorobenzene (ug/L)
9/23/13	1.00 U	1.00 U	1.00 U	1.00 U	1.00 U	1.00 U	1.00 U	1.00 U	1.00 U	1.00 U	1.00 U	1.00 U	1.00 U	1.00 U	1.00 U
3/6/14	1.00 U	1.00 U	1.00 U	1.00 U	1.00 U	1.00 U	1.00 U	1.00 U	1.00 U	1.00 U	--	1.00 U	1.00 U	1.00 U	1.00 U
9/4/14	1.00 U	1.00 U	1.00 U	1.00 U	1.00 U	1.00 U	1.00 U	1.00 U	1.00 U	1.00 U	1.00 U	1.00 U	1.00 U	1.00 U	1.00 U
3/23/15	1.00 U	1.00 U	1.00 U	1.00 U	1.00 U	1.00 U	1.00 U	1.00 U	1.00 U	1.00 U	1.00 U	1.00 U	1.00 U	1.00 U	1.00 U
9/3/15	1.00 U	1.00 U	1.00 U	1.00 U	1.00 U	1.00 U	1.00 U	1.00 U	1.00 U	1.00 U	1.00 U	1.00 U	1.00 U	1.00 U	1.00 U
3/21/16	1.00 U	1.00 U	1.00 U	1.00 U	1.00 U	1.00 U	1.00 U	1.00 U	1.00 U	1.00 U	1.00 U	1.00 U	1.00 U	1.00 U	1.00 U
8/30/16	1.00 U	1.00 U	1.00 U	1.00 U	1.00 U	1.00 U	1.00 U	1.00 U	1.00 U	1.00 U	1.00 U	1.00 U	1.00 U	1.00 U	1.00 U
3/8/17	1.00 U	1.00 U	1.00 U	1.00 U	1.00 U	1.00 U	1.00 U	1.00 U	1.00 U	1.00 U	1.00 U	1.00 U	1.00 U	1.00 U	1.00 U
9/13/17	1.00 U	1.00 U	1.00 U	1.00 U	1.00 U	1.00 U	1.00 U	1.00 U	1.00 U	1.00 U	1.00 U	1.00 U	1.00 U	1.00 U	1.00 U
4/3/18	1.00 U	1.00 U	1.00 U	1.00 U	1.00 U	1.00 U	1.00 U	1.00 U	1.00 U	1.00 U	1.00 U	1.00 U	1.00 U	1.00 U	1.00 U
9/11/18	1.00 U	1.00 U	1.00 U	1.00 U	1.00 U	1.00 U	1.00 U	1.00 U	1.00 U	1.00 U	1.00 U	1.00 U	1.00 U	1.00 U	1.00 U
4/8/19	1.00 U	1.00 U	1.00 U	1.00 U	1.00 U	1.00 U	1.00 U	1.00 U	1.00 U	1.00 U	1.00 U	1.00 U	1.00 U	1.00 U	1.00 U
7/30/19	1.00 U	1.00 U	1.00 U	1.00 U	1.00 U	1.00 U	1.00 U	1.00 U	1.00 U	1.00 U	1.00 U	1.00 U	1.00 U	1.00 U	1.00 U
3/10/20	1.00 U	1.00 U	1.00 U	1.00 U	1.00 U	1.00 U	1.00 U	1.00 U	1.00 U	1.00 U	1.00 U	1.00 U	1.00 U	1.00 U	1.00 U
8/3/20	1.00 U	1.00 U	1.00 U	1.00 U	1.00 U	1.00 U	1.00 U	1.00 U	0.05 U	0.02 U	1.00 U	1.00 U	1.00 U	1.00 U	1.00 U
3/29/21	1.00 U	1.00 U	1.00 U	1.00 U	1.00 U	1.00 U	1.00 U	1.00 U	0.05 U	0.02 U	1.00 U	1.00 U	1.00 U	1.00 U	1.00 U
9/7/21	1.00 U	1.00 U	1.00 U	1.00 U	1.00 U	1.00 U	1.00 U	1.00 U	0.05 U	0.02 U	1.00 U	1.00 U	1.00 U	1.00 U	1.00 U

Gude Landfill
Monitoring Location ST70 - Volatile Organic Compounds

Printed 12/10/21

	2,2-Dichloropropane (ug/L)	2-Butanone (ug/L)	2-Hexanone (ug/L)	4-Methyl-2-Pentanone (ug/L)	Acetone (ug/L)	Acrylonitrile (ug/L)	Benzene (ug/L)	Bromochloromethane (ug/L)	Bromodichloromethane (ug/L)	Bromoform (ug/L)	Bromomethane (ug/L)	Carbon Disulfide (ug/L)	Carbon Tetrachloride (ug/L)	Chlorobenzene (ug/L)	Chloroethane (ug/L)
MCL/ GWPS							5		80	80			5	100	
9/5/01	0.11 U	--	0.18 U	--	1.00 U	--	0.21 U	0.20 U	1.00 U	1.00 U	0.15 U	1.00 U	0.15 U	0.28 U	0.20 U
3/13/02	0.11 U	--	0.18 U	--	1.00 U	--	0.21 U	0.20 U	0.18 U	0.14 U	0.15 U	0.38 U	0.15 U	1.00 U	0.20 U
6/3/03	0.11 U	--	0.18 U	--	1.00 U	--	0.21 U	0.20 U	1.00 U	0.14 U	0.15 U	0.38 U	0.15 U	0.28 U	0.20 U
9/21/04	0.23 U	0.29 U	1.00 U	--	0.39 U	--	0.28 U	0.34 U	0.31 U	0.27 U	0.31 U	0.75 U	0.25 U	0.40 U	0.31 U
4/6/05	0.23 U	0.29 U	1.00 U	--	0.39 U	--	0.28 U	0.34 U	0.31 U	0.27 U	0.31 U	0.75 U	0.25 U	0.40 U	0.31 U
9/21/05	0.23 U	1.00 U	0.19 U	--	0.39 U	--	0.28 U	0.34 U	0.31 U	0.27 U	0.31 U	0.75 U	0.25 U	0.40 U	0.31 U
4/5/06	0.23 U	0.29 U	0.19 U	--	1.00 U	--	0.28 U	0.34 U	0.31 U	0.27 U	0.31 U	0.75 U	0.25 U	0.40 U	0.31 U
9/26/06	0.23 U	0.29 U	0.19 U	--	1.00 U	--	0.28 U	0.34 U	0.31 U	0.27 U	1.00 U	0.75 U	0.25 U	0.40 U	0.31 U
4/18/07	0.23 U	0.29 U	0.19 U	--	0.39 U	--	0.28 U	0.34 U	0.31 U	0.27 U	0.31 U	0.75 U	0.25 U	0.40 U	0.31 U
10/4/07	0.23 U	1.00 U	0.19 U	--	0.39 U	--	0.28 U	0.34 U	0.31 U	0.27 U	0.31 U	0.75 U	0.25 U	0.40 U	0.31 U
3/27/08	0.19 U	--	--	--	--	--	0.24 U	0.12 U	0.19 U	0.12 U	0.50 U	--	0.13 U	0.17 U	0.10 U
3/5/09	0.22 U	--	--	--	--	--	0.09 U	0.14 U	0.11 U	0.16 U	0.12 U	--	0.14 U	0.16 U	0.13 U
9/22/09	1.00 U	0.32 J	1.00 U	1.00 U	0.43 J	1.00 U	1.00 U	1.00 U	1.00 U	1.00 U	1.00 U	2.50 U	1.00 U	1.00 U	0.07 J
8/3/10	1.00 U	10.00 U	5.00 U	5.00 U	5.00 U	10.00 U	1.00 U	1.00 U	1.00 U	5.00 U	1.00 U	1.00 U	1.00 U	1.00 U	1.00 U
9/21/10	2.00 U	2.00 U	2.00 U	2.00 U	2.00 U	2.00 U	2.00 U	2.00 U	2.00 U	2.00 U	2.00 U	5.00 U	2.00 U	2.00 U	2.00 U
4/18/11	--	5.00 U	5.00 U	5.00 U	5.00 U	5.00 U	1.00 U	1.00 U	1.00 U	1.00 U	1.00 U	1.00 U	1.00 U	1.00 U	1.00 U
9/12/11	--	5.00 U	5.00 U	5.00 U	5.00 U	5.00 U	1.00 U	1.00 U	1.00 U	1.00 U	1.00 U	1.00 U	1.00 U	1.00 U	1.00 U
3/5/12	--	5.00 U	5.00 U	5.00 U	5.00 U	5.00 U	1.00 U	1.00 U	1.00 U	1.00 U	1.00 U	1.00 U	1.00 U	1.00 U	1.00 U
9/18/12	1.00 U	5.00 U	5.00 U	5.00 U	5.00 U	5.00 U	1.00 U	1.00 U	1.00 U	1.00 U	1.00 U	5.00 U	1.00 U	1.00 U	1.00 U
3/18/13	1.00 U	5.00 U	5.00 U	5.00 U	5.00 U	5.00 U	1.00 U	1.00 U	1.00 U	1.00 U	1.00 U	5.00 U	1.00 U	1.00 U	1.00 U

Shaded concentrations represent MCL/GWPS exceedances

Printed on Recycled Paper

Gude Landfill
Monitoring Location ST70 - Volatile Organic Compounds

Printed 12/10/21

	2,2-Dichloropropane (ug/L)	2-Butanone (ug/L)	2-Hexanone (ug/L)	4-Methyl-2-Pentanone (ug/L)	Acetone (ug/L)	Acrylonitrile (ug/L)	Benzene (ug/L)	Bromochloromethane (ug/L)	Bromodichloromethane (ug/L)	Bromoform (ug/L)	Bromomethane (ug/L)	Carbon Disulfide (ug/L)	Carbon Tetrachloride (ug/L)	Chlorobenzene (ug/L)	Chloroethane (ug/L)
9/23/13	1.00 U	5.00 U	5.00 U	5.00 U	5.00 U	5.00 U	1.00 U	1.00 U	1.00 U	1.00 U	1.00 U	5.00 U	1.00 U	1.00 U	1.00 U
3/6/14	1.00 U	5.00 U	5.00 U	5.00 U	5.00 U	5.00 U	1.00 U	--	1.00 U	1.00 U	1.00 U	5.00 U	1.00 U	1.00 U	1.00 U
9/4/14	1.00 U	5.00 U	5.00 U	5.00 U	5.00 U	5.00 U	1.00 U	1.00 U	1.00 U	1.00 U	1.00 U	5.00 U	1.00 U	1.00 U	1.00 U
3/23/15	1.00 U	5.00 U	5.00 U	5.00 U	5.00 U	5.00 U	1.00 U	1.00 U	1.00 U	1.00 U	1.00 U	5.00 U	1.00 U	1.00 U	1.00 U
9/3/15	1.00 U	5.00 U	5.00 U	5.00 U	5.00 U	5.00 U	1.00 U	1.00 U	1.00 U	1.00 U	1.00 U	5.00 U	1.00 U	1.00 U	1.00 U
3/21/16	1.00 U	5.00 U	5.00 U	5.00 U	5.00 U	5.00 U	1.00 U	1.00 U	1.00 U	1.00 U	1.00 U	5.00 U	1.00 U	1.00 U	1.00 U
8/30/16	1.00 U	5.00 U	5.00 U	5.00 U	5.00 U	5.00 U	1.00 U	1.00 U	1.00 U	1.00 U	1.00 U	5.00 U	1.00 U	1.00 U	1.00 U
3/8/17	1.00 U	5.00 U	5.00 U	5.00 U	5.00 U	5.00 U	1.00 U	1.00 U	1.00 U	1.00 U	1.00 U	5.00 U	1.00 U	1.00 U	1.00 U
9/13/17	1.00 U	5.00 U	5.00 U	5.00 U	5.00 U	5.00 U	1.00 U	1.00 U	1.00 U	1.00 U	1.00 U	5.00 U	1.00 U	1.00 U	1.00 U
4/3/18	1.00 U	5.00 U	5.00 U	5.00 U	5.00 U	5.00 U	1.00 U	1.00 U	1.00 U	1.00 U	1.00 U	5.00 U	1.00 U	1.00 U	1.00 U
9/11/18	1.00 U	5.00 U	5.00 U	5.00 U	5.00 U	5.00 U	1.00 U	1.00 U	1.00 U	1.00 U	1.00 U	5.00 U	1.00 U	1.00 U	1.00 U
4/8/19	1.00 U	5.00 U	5.00 U	5.00 U	9.70	5.00 U	1.00 U	1.00 U	1.00 U	1.00 U	1.00 U	1.00 U	1.00 U	1.00 U	1.00 U
7/30/19	1.00 U	5.00 U	5.00 U	5.00 U	5.00 U	5.00 U	1.00 U	1.00 U	1.00 U	1.00 U	1.00 U	1.00 U	1.00 U	1.00 U	1.00 U
3/10/20	1.00 U	5.00 U	5.00 U	5.00 U	5.00 U	5.00 U	1.00 U	1.00 U	1.00 U	1.00 U	1.00 U	1.00 U	1.00 U	1.00 U	1.00 U
8/3/20	1.00 U	5.00 U	5.00 U	5.00 U	5.00 U	5.00 U	1.00 U	1.00 U	1.00 U	1.00 U	1.00 U	1.00 U	1.00 U	1.00 U	1.00 U
3/29/21	1.00 U	5.00 U	5.00 U	5.00 U	6.60	5.00 U	1.00 U	1.00 U	1.00 U	1.00 U	1.00 U	1.00 U	1.00 U	1.00 U	1.00 U
9/7/21	1.00 U	5.00 U	5.00 U	5.00 U	17.70	5.00 U	1.00 U	1.00 U	1.00 U	1.00 U	1.00 U	1.00 U	1.00 U	1.00 U	1.00 U

Gude Landfill
Monitoring Location ST70 - Volatile Organic Compounds

Printed 12/10/21

	Chloroform (ug/L)	Chloromethane (ug/L)	cis-1,2-Dichloroethene (ug/L)	cis-1,3-Dichloropropene (ug/L)	Dibromochloromethane (ug/L)	Ethylbenzene (ug/L)	m&p-Xylene (ug/L)	Methyl Iodide (ug/L)	Methyl Tertiary Butyl Ether (ug/L)	Methylene Bromide (ug/L)	Methylene Chloride (ug/L)	o-Xylene (ug/L)	Styrene (ug/L)	Tetrachloroethene (ug/L)	Toluene (ug/L)
MCL/ GWPS	80		70		80	700	10000				5	10000	100	5	1000
9/5/01	1.00 U	0.21 U	1.00 U	0.19 U	1.00 U	0.26 U	0.28 U	0.17 U	--	0.22 U	12.18	0.27 U	0.21 U	1.00 U	0.24 U
3/13/02	0.23 U	0.21 U	1.00 U	0.19 U	0.17 U	0.26 U	0.28 U	0.17 U	--	0.22 U	0.21 U	0.27 U	0.21 U	1.55	1.00 U
6/3/03	4.24	0.21 U	0.22 U	0.19 U	1.00 U	0.26 U	1.00 U	0.17 U	--	0.22 U	0.21 U	0.27 U	0.21 U	0.17 U	0.24 U
9/21/04	0.27 U	0.25 U	0.28 U	0.29 U	0.27 U	0.23 U	0.40 U	0.28 U	--	0.25 U	0.34 U	0.18 U	0.25 U	0.36 U	0.32 U
4/6/05	0.27 U	0.25 U	0.28 U	0.29 U	0.27 U	0.23 U	0.40 U	0.28 U	--	0.25 U	0.34 U	0.18 U	0.25 U	0.36 U	0.32 U
9/21/05	0.27 U	0.25 U	1.00 U	0.29 U	0.27 U	0.23 U	0.40 U	0.28 U	--	0.25 U	0.34 U	0.18 U	0.25 U	0.36 U	0.32 U
4/5/06	0.27 U	0.25 U	1.00 U	0.29 U	0.27 U	0.23 U	0.40 U	0.28 U	--	0.25 U	0.34 U	0.18 U	0.25 U	0.36 U	0.32 U
9/26/06	0.27 U	0.25 U	1.00 U	0.29 U	0.27 U	0.23 U	0.40 U	1.00 U	--	0.25 U	0.34 U	0.18 U	0.25 U	0.36 U	0.32 U
4/18/07	0.27 U	0.25 U	1.00 U	0.29 U	0.27 U	0.23 U	0.40 U	0.28 U	--	0.25 U	0.34 U	0.18 U	0.25 U	1.00 U	0.32 U
10/4/07	1.00 U	0.25 U	1.00 U	0.29 U	0.27 U	0.23 U	0.40 U	0.28 U	--	0.25 U	0.34 U	0.18 U	0.25 U	0.36 U	0.32 U
3/27/08	0.21 U	0.15 U	1.04	0.13 U	0.15 U	0.26 U	0.43 U	--	5.00 U	0.15 U	0.12 U	0.22 U	0.20 U	0.20 U	0.28 U
3/5/09	0.50 U	0.20 U	1.17	0.12 U	0.13 U	0.12 U	0.23 U	--	7.27	0.20 U	0.17 U	0.11 U	0.11 U	0.16 U	0.12 U
9/22/09	1.00 U	1.00 U	1.00 U	1.00 U	1.00 U	1.00 U	2.00 U	1.00 U	1.19	1.00 U	1.00 U	1.00 U	1.00 U	1.00 U	1.00 U
8/3/10	1.00 U	1.00 U	1.00 U	1.00 U	1.00 U	1.00 U	2.00 U	20.00 U	--	1.00 U	1.00 U	1.00 U	1.00 U	1.00 U	1.00 U
9/21/10	2.00 U	2.00 U	2.00 U	2.00 U	2.00 U	2.00 U	4.00 U	2.00 U	1.04 J	2.00 U	2.00 U	2.00 U	2.00 U	2.00 U	2.00 U
4/18/11	1.00 U	1.00 U	1.00 U	1.00 U	1.00 U	1.00 U	--	1.00 U	2.00 U	1.00 U	1.00 U	--	1.00 U	1.00 U	1.00 U
9/12/11	1.00 U	1.00 U	1.00 U	1.00 U	1.00 U	1.00 U	--	1.00 U	2.00 U	1.00 U	1.00 U	--	1.00 U	1.00 U	1.00 U
3/5/12	1.00 U	1.00 U	1.00 U	1.00 U	1.00 U	0.47	--	1.00 U	1.00 U	1.00 U	1.00 U	--	1.00 U	1.00 U	0.97
9/18/12	1.00 U	1.00 U	1.00 U	1.00 U	1.00 U	1.00 U	2.00 U	5.00 U	5.00 U	1.00 U	1.00 U	1.00 U	1.00 U	1.00 U	1.00 U
3/18/13	1.00 U	1.00 U	1.00 U	1.00 U	1.00 U	1.00 U	2.00 U	5.00 U	5.00 U	1.00 U	1.00 U	1.00 U	1.00 U	1.00 U	1.00 U

Shaded concentrations represent MCL/GWPS exceedances

Printed on Recycled Paper

Gude Landfill
Monitoring Location ST70 - Volatile Organic Compounds

Printed 12/10/21

	Chloroform (ug/L)	Chloromethane (ug/L)	cis-1,2-Dichloroethene (ug/L)	cis-1,3-Dichloropropene (ug/L)	Dibromochloromethane (ug/L)	Ethylbenzene (ug/L)	m&p-Xylene (ug/L)	Methyl Iodide (ug/L)	Methyl Tertiary Butyl Ether (ug/L)	Methylene Bromide (ug/L)	Methylene Chloride (ug/L)	o-Xylene (ug/L)	Styrene (ug/L)	Tetrachloroethene (ug/L)	Toluene (ug/L)
9/23/13	1.00 U	1.00 U	1.00 U	1.00 U	1.00 U	1.00 U	2.00 U	5.00 U	5.00 U	1.00 U	1.00 U	1.00 U	1.00 U	1.00 U	1.00 U
3/6/14	1.00 U	1.00 U	1.00 U	1.00 U	1.00 U	1.00 U	2.00 U	5.00 U	5.00 U	1.00 U	1.00 U	1.00 U	1.00 U	1.00 U	1.00 U
9/4/14	1.00 U	1.00 U	1.00 U	1.00 U	1.00 U	1.00 U	2.00 U	5.00 U	5.00 U	1.00 U	1.00 U	1.00 U	1.00 U	1.00 U	1.00 U
3/23/15	1.00 U	1.00 U	1.00 U	1.00 U	1.00 U	1.00 U	2.00 U	5.00 U	5.00 U	1.00 U	1.00 U	1.00 U	1.00 U	1.00 U	1.00 U
9/3/15	1.00 U	1.00 U	1.00 U	1.00 U	1.00 U	1.00 U	2.00 U	5.00 U	5.00 U	1.00 U	1.00 U	1.00 U	1.00 U	1.00 U	1.00 U
3/21/16	1.61	1.00 U	1.00 U	1.00 U	1.00 U	1.00 U	2.00 U	5.00 U	5.00 U	1.00 U	1.00 U	1.00 U	1.00 U	1.00 U	1.00 U
8/30/16	1.00 U	1.00 U	1.00 U	1.00 U	1.00 U	1.00 U	2.00 U	5.00 U	5.00 U	1.00 U	1.00 U	1.00 U	1.00 U	1.00 U	1.00 U
3/8/17	1.00 U	1.00 U	1.00 U	1.00 U	1.00 U	1.00 U	2.00 U	5.00 U	5.00 U	1.00 U	1.00 U	1.00 U	1.00 U	1.00 U	1.00 U
9/13/17	1.00 U	1.00 U	1.00 U	1.00 U	1.00 U	1.00 U	2.00 U	5.00 U	5.00 U	1.00 U	1.00 U	1.00 U	1.00 U	1.00 U	1.00 U
4/3/18	1.00 U	1.00 U	1.00 U	1.00 U	1.00 U	1.00 U	2.00 U	5.00 U	5.00 U	1.00 U	1.00 U	1.00 U	1.00 U	1.00 U	1.00 U
9/11/18	1.00 U	1.00 U	1.00 U	1.00 U	1.00 U	1.00 U	2.00 U	5.00 U	5.00 U	1.00 U	1.00 U	1.00 U	1.00 U	1.00 U	1.00 U
4/8/19	1.00 U	1.00 U	1.00 U	1.00 U	1.00 U	1.00 U	1.00 U	1.00 U	1.00 U	1.00 U	1.00 U	1.00 U	1.00 U	1.00 U	1.00 U
7/30/19	1.00 U	1.00 U	1.00 U	1.00 U	1.00 U	1.00 U	1.00 U	1.00 U	1.00 U	1.00 U	1.00 U	1.00 U	1.00 U	1.00 U	1.00 U
3/10/20	1.00 U	1.00 U	1.00 U	1.00 U	1.00 U	1.00 U	1.00 U	1.00 U	1.00 U	1.00 U	1.00 U	1.00 U	1.00 U	1.00 U	1.00 U
8/3/20	1.00 U	1.00 U	1.00 U	1.00 U	1.00 U	1.00 U	1.00 U	1.00 U	1.00 U	1.00 U	1.00 U	1.00 U	1.00 U	1.00 U	1.00 U
3/29/21	1.00 U	1.00 U	1.00 U	1.00 U	1.00 U	1.00 U	1.00 U	1.00 U	1.00 U	1.00 U	1.00 U	1.00 U	1.00 U	1.00 U	1.00 U
9/7/21	1.00 U	1.00 U	1.00 U	1.00 U	1.00 U	1.00 U	1.00 U	1.00 U	1.00 U	1.00 U	1.00 U	1.00 U	1.00 U	1.00 U	1.00 U

Gude Landfill

Printed 12/10/21

Monitoring Location ST70 - Volatile Organic Compounds

	trans-1,2-Dichloroethene (ug/L)	trans-1,3-Dichloropropene (ug/L)	trans-1,4-Dichloro-2-butene (ug/L)	Trichloroethene (ug/L)	Trichlorofluoromethane (ug/L)	Vinyl Acetate (ug/L)	Vinyl Chloride (ug/L)	Xylene (ug/L)
MCL/ GWPS	100			5			2	10000
9/5/01	0.22 U	0.13 U	0.14 U	1.00 U	0.18 U	--	--	--
3/13/02	0.22 U	0.13 U	0.14 U	1.00 U	0.18 U	--	--	--
6/3/03	0.22 U	0.13 U	1.00 U	1.00 U	0.18 U	--	--	--
9/21/04	0.45 U	0.24 U	0.30 U	0.31 U	0.36 U	--	0.32 U	--
4/6/05	0.45 U	0.24 U	0.30 U	0.31 U	0.36 U	--	0.32 U	--
9/21/05	0.45 U	0.24 U	0.30 U	0.31 U	0.36 U	--	0.32 U	--
4/5/06	0.45 U	0.24 U	0.30 U	0.31 U	0.36 U	--	0.32 U	--
9/26/06	0.45 U	0.24 U	0.30 U	0.31 U	0.36 U	--	0.32 U	--
4/18/07	0.45 U	0.24 U	0.30 U	0.31 U	0.36 U	--	0.32 U	--
10/4/07	0.45 U	0.24 U	0.30 U	0.31 U	0.36 U	--	0.32 U	--
3/27/08	0.22 U	0.08 U	--	0.23 U	0.07 U	--	0.22 U	--
3/5/09	0.14 U	0.13 U	--	0.50 U	0.10 U	--	0.18 U	--
9/22/09	1.00 U	1.00 U	1.00 U	1.00 U	1.00 U	--	1.00 U	--
8/3/10	1.00 U	1.00 U	5.00 U	1.00 U	1.00 U	1.00 U	1.00 U	--
9/21/10	2.00 U	2.00 U	2.00 U	2.00 U	2.00 U	2.00 U	2.00 U	--
4/18/11	1.00 U	1.00 U	5.00 U	1.00 U	1.00 U	1.00 U	1.00 U	1.00 U
9/12/11	1.00 U	1.00 U	5.00 U	1.00 U	1.00 U	1.00 U	1.00 U	1.00 U
3/5/12	1.00 U	1.00 U	5.00 U	1.00 U	1.00 U	1.00 U	1.00 U	2.20
9/18/12	1.00 U	1.00 U	5.00 U	1.00 U	1.00 U	5.00 U	1.00 U	--
3/18/13	1.00 U	1.00 U	5.00 U	1.00 U	1.00 U	5.00 U	1.00 U	--

Gude Landfill

Monitoring Location ST70 - Volatile Organic Compounds

	trans-1,2-Dichloroethene (ug/L)	trans-1,3-Dichloropropene (ug/L)	trans-1,4-Dichloro-2-butene (ug/L)	Trichloroethene (ug/L)	Trichlorofluoromethane (ug/L)	Vinyl Acetate (ug/L)	Vinyl Chloride (ug/L)	Xylene (ug/L)
9/23/13	1.00 U	1.00 U	5.00 U	1.00 U	1.00 U	5.00 U	1.00 U	--
3/6/14	1.00 U	1.00 U	5.00 U	1.00 U	1.00 U	5.00 U	1.00 U	--
9/4/14	1.00 U	1.00 U	5.00 U	1.00 U	1.00 U	5.00 U	1.00 U	--
3/23/15	1.00 U	1.00 U	5.00 U	1.00 U	1.00 U	5.00 U	1.00 U	--
9/3/15	1.00 U	1.00 U	5.00 U	1.00 U	1.00 U	5.00 U	1.00 U	--
3/21/16	1.00 U	1.00 U	5.00 U	1.00 U	1.00 U	5.00 U	1.00 U	--
8/30/16	1.00 U	1.00 U	5.00 U	1.00 U	1.00 U	5.00 U	1.00 U	--
3/8/17	1.00 U	1.00 U	5.00 U	1.00 U	1.00 U	5.00 U	1.00 U	--
9/13/17	1.00 U	1.00 U	5.00 U	1.00 U	1.00 U	5.00 U	1.00 U	--
4/3/18	1.00 U	1.00 U	5.00 U	1.00 U	1.00 U	5.00 U	1.00 U	--
9/11/18	1.00 U	1.00 U	5.00 U	1.00 U	1.00 U	5.00 U	1.00 U	--
4/8/19	1.00 U	1.00 U	1.00 U	1.00 U	1.00 U	1.00 U	1.00 U	--
7/30/19	1.00 U	1.00 U	1.00 U	1.00 U	1.00 U	1.00 U	1.00 U	--
3/10/20	1.00 U	1.00 U	1.00 U	1.00 U	1.00 U	1.00 U	1.00 U	--
8/3/20	1.00 U	1.00 U	1.00 U	1.00 U	1.00 U	1.00 U	1.00 U	--
3/29/21	1.00 U	1.00 U	1.00 U	1.00 U	1.00 U	1.00 U	1.00 U	--
9/7/21	1.00 U	1.00 U	1.00 U	1.00 U	1.00 U	1.00 U	1.00 U	--

Gude Landfill
Monitoring Location ST80 - General Parameters

Printed 12/10/21

	Alkalinity (mg/L)	Ammonia Nitrogen (mg/L)	Chemical Oxygen Demand (mg/L)	Chloride (mg/L)	Cyanide, Total (mg/L)	Dissolved Oxygen, Field (mg/L)	Hardness (mg/L)	Nitrate (mg/L)	Nitrate+Nitrite (mg/L)	Nitrite (mg/L)	ORP, Field (mV)	pH, Field (SU)	pH, Lab (SU)	Phosphate (mg/L)
MCL/ GWPS					0.2			10		1				
4/2/01	--	--	--	41.3036	0.005 U	--	--	--	--	--	--	--	--	--
9/5/01	--	--	--	17.4057	0.007	--	--	--	--	--	--	--	--	--
3/13/02	--	--	--	59.6393	0.002	--	--	--	--	--	--	--	--	--
6/3/03	--	--	--	25.1835	0.002 U	--	--	--	--	--	--	--	--	0.010 U
9/21/04	--	--	--	--	0.005 U	--	--	--	--	--	--	--	--	0.010 U
4/6/05	--	--	--	--	0.005 U	--	--	--	--	--	--	--	--	0.040
9/21/05	--	--	--	--	0.002 U	--	--	--	--	--	--	--	--	0.010 U
4/5/06	--	--	--	--	0.005 U	--	--	--	--	--	--	--	--	0.012
9/26/06	--	--	--	--	0.002	--	--	--	--	--	--	--	--	0.010 U
4/18/07	--	--	--	--	0.005 U	--	--	--	--	--	--	--	--	0.029
10/4/07	--	--	--	--	0.005 U	--	--	--	--	--	--	--	--	--
3/27/08	--	--	--	--	--	--	--	--	--	--	--	--	--	--
9/24/08	--	--	--	--	--	--	--	--	--	--	--	--	--	--
9/22/09	48.0	0.20 U	6.7 J	32.6000	--	--	70.0	0.8957	--	--	--	--	--	--
8/3/10	--	--	--	--	0.050 U	--	--	--	--	--	--	--	--	--
9/23/10	44.0	0.20 U	17.0	28.6000	--	--	68.0	0.3500	0.37	0.02 J	--	--	--	--
4/18/11	32.0	0.20 U	14.6	27.1000	--	--	46.0	0.8560	0.91	0.05 U	--	--	--	--
9/12/11	42.0	0.20 U	12.5	29.4000	--	--	55.0	0.4230	0.47	0.05 U	--	--	--	--
3/5/12	34.0	0.20 U	10.3	45.8000	--	--	58.0	1.6800	1.73	0.05 U	--	--	--	--

Gude Landfill
Monitoring Location ST80 - General Parameters

Printed 12/10/21

	Alkalinity (mg/L)	Ammonia Nitrogen (mg/L)	Chemical Oxygen Demand (mg/L)	Chloride (mg/L)	Cyanide, Total (mg/L)	Dissolved Oxygen, Field (mg/L)	Hardness (mg/L)	Nitrate (mg/L)	Nitrate+Nitrite (mg/L)	Nitrite (mg/L)	ORP, Field (mV)	pH, Field (SU)	pH, Lab (SU)	Phosphate (mg/L)
9/18/12	54.0	0.20 U	10.8	38.1000	--	--	86.0	0.6790	0.73	0.05 U	--	--	--	--
3/18/13	34.0	0.20 U	10.0 U	107.0000	--	12.81	66.0	1.5200	1.57	0.05 U	--	7.11	--	--
9/23/13	569.0	0.20 U	14.4	43.0000	--	8.37	76.0	0.3090	0.36	0.05 U	334.0	7.65	--	--
3/6/14	31.0	0.20 U	10.0 U	207.0000	--	14.43	84.0	1.7900	--	--	446.0	7.64	--	--
9/4/14	41.0	0.20 U	20.5	40.9000	--	7.08	76.0	0.5340	0.58	0.05 U	--	7.60	--	--
3/19/15	33.0	0.20 U	12.9	177.0000	--	13.72	82.0	1.2700	1.32	0.05 U	301.0	7.62	--	--
9/9/15	60.0	0.20 U	10.0 U	70.6000	--	6.66	106.0	0.7960	0.81	0.05 U	--	6.93	--	--
3/22/16	34.0	0.20 U	10.0 U	111.0000	--	12.81	80.0	1.5600	1.61	0.05 U	--	8.03	--	--
9/6/16	45.0	0.20 U	11.4	40.9000	--	6.94	92.0	0.5280	0.58	0.05 U	295.0	7.33	--	--
3/8/17	40.0	0.20 U	10.0 U	77.0000	--	14.55	120.0	1.2700	1.32	0.05 U	228.0	7.13	--	--
9/13/17	45.0	0.20 U	10.0 U	40.1000	--	7.34	100.0	1.0988	1.16	0.06	321.0	7.43	--	--
4/3/18	34.5	0.20 U	10.0 U	181.0000	--	11.55	88.6	1.6500	1.66	0.05 U	215.0	7.33	--	--
9/11/18	33.4	0.31	17.1	24.4000	--	8.28	52.1	0.6450	0.70	0.05 U	44.0	7.29	--	--
4/8/19	104.0	0.10 U	21.0	152.0000	--	13.79	188.0 B	1.6000	--	--	136.4	9.18	9.02	--
7/30/19	123.0	0.10 U	15.9	140.0000	--	8.03	210.0 B	1.8000	--	--	200.0	7.76	7.96	--
3/10/20	112.0	0.11	9.0	135.0000	--	12.19	207.0	1.5000	--	--	146.7	8.15	8.05	--
8/3/20	48.8	0.23	40.4	49.8000	--	6.62	85.1	0.5700	--	--	34.5	8.21	7.40	--
3/30/21	120.0	0.14	8.8	172.0000	--	11.40	150.0	1.2400	--	--	153.9	8.10	8.62	--
9/9/21	67.7	0.26	33.2	33.7000	--	7.68	80.3	0.3430	--	--	294.5	7.09	7.67	--

Gude Landfill

Monitoring Location ST80 - General Parameters

	Specific Conductivity, Field (uS/cm)	Specific Conductivity, Lab (umhos/cm)	Sulfate, total (mg/L)	Sulfide (mg/L)	Temperature, field (°C)	Total Dissolved Solids (mg/L)	Total Phenolics (mg/L)	Total Suspended Solids (mg/L)	Turbidity (NTU)	Turbidity, Field (NTU)
MCL/ GWPS										
4/2/01	--	--	--	--	--	--	--	--	9.700	--
9/5/01	--	--	--	--	--	--	--	--	2.500	--
3/13/02	--	--	--	--	--	--	--	--	28.300	--
6/3/03	--	--	--	--	--	--	0 U	--	51.000	--
9/21/04	--	--	--	--	--	--	0 U	--	--	--
4/6/05	--	--	--	--	--	--	0 U	--	--	--
9/21/05	--	--	--	--	--	--	0 U	--	--	--
4/5/06	--	--	--	--	--	--	0	--	--	--
9/26/06	--	--	--	--	--	--	0	--	--	--
4/18/07	--	--	--	--	--	--	0 U	--	--	--
10/4/07	--	--	--	--	--	--	0	--	--	--
3/27/08	--	--	--	--	--	--	0 U	--	--	--
9/24/08	--	--	--	--	--	--	0 U	--	--	--
9/22/09	--	--	8.16	--	--	144.0	--	--	1.850	--
8/3/10	--	--	--	3.0 U	--	--	--	--	--	--
9/23/10	--	--	5.53	--	--	168.0	--	--	7.860	--
4/18/11	--	--	6.57	--	--	144.0	--	--	91.800	--
9/12/11	--	--	6.04	--	--	160.0	--	--	--	--
3/5/12	--	--	5.77	--	--	168.0	--	--	--	--

Gude Landfill

Printed 12/10/21

Monitoring Location ST80 - General Parameters

	Specific Conductivity, Field (uS/cm)	Specific Conductivity, Lab (umhos/cm)	Sulfate, total (mg/L)	Sulfide (mg/L)	Temperature, field (°C)	Total Dissolved Solids (mg/L)	Total Phenolics (mg/L)	Total Suspended Solids (mg/L)	Turbidity (NTU)	Turbidity, Field (NTU)
9/18/12	--	--	5.55	--	--	160.0	--	--	--	--
3/18/13	466.6	--	8.53	--	7.4	246.0	--	--	--	1000.00
9/23/13	231.3	--	6.35	--	18.4	180.0	--	--	--	4.00
3/6/14	685.1	--	10.00	--	4.5	396.0	--	--	--	8.80
9/4/14	211.2	--	5.89	--	23.1	168.0	--	--	--	--
3/19/15	541.2	--	8.62	--	5.5	362.0	--	--	--	24.00
9/9/15	333.5	--	7.55	--	22.1	172.0	--	--	--	--
3/22/16	393.0	--	8.65	--	9.2	236.0	--	--	--	2.30
9/6/16	219.8	--	4.72	--	21.3	154.0	--	--	--	0.60
3/8/17	571.5	--	8.56	--	8.2	213.0	--	--	--	1.50
9/13/17	223.1	--	6.30	--	18.7	195.0	--	--	--	0.50
4/3/18	582.5	--	8.29	--	9.9	397.0	--	--	--	2.40
9/11/18	153.4	--	4.54	--	20.6	81.0	--	--	--	1.20
4/8/19	860.0	723.0	27.50	--	18.7	445.0	--	4.4	4.620	5.90
7/30/19	751.0	735.0	21.90	--	22.2	465.0	--	2.4 U	0.816	0.00
3/10/20	571.0	680.0	22.60	--	10.8	378.0	--	2.9	2.640	119.30
8/3/20	306.7	281.0	4.92	--	25.5	192.0	--	3.6	6.820	11.90
3/30/21	782.0	808.0	19.10	--	18.9	441.0	--	2.4	2.340	14.19
9/9/21	268.2	271.0	13.10	--	21.9	144.0	--	6.2	5.210	15.70

Gude Landfill
Monitoring Location ST80 - Dissolved Metals

Printed 12/10/21

	Manganese, dissolved (mg/L)	Nickel, dissolved (mg/L)
MCL/ GWPS		
9/12/11	--	0.01 U
3/5/12	--	0.01 U
9/18/12	--	0.01 U
3/18/13	--	0.01 U
9/23/13	--	0.01
9/9/15	0.170	--

Gude Landfill
Monitoring Location ST80 - Total Metals

Printed 12/10/21

	Antimony, total (mg/L)	Arsenic, total (mg/L)	Barium, total (mg/L)	Beryllium, total (mg/L)	Boron, total (mg/L)	Cadmium, total (mg/L)	Calcium, total (mg/L)	Chromium, total (mg/L)	Cobalt, total (mg/L)	Copper, total (mg/L)	Iron, total (mg/L)	Lead, total (mg/L)
MCL/ GWPS	0.006	0.01	2	0.004		0.005		0.1				0.015
4/2/01	0.0007 U	0.0020 U	0.0247	0.0005 U	--	0.0006 U	--	0.0020 U	0.0020 U	0.0173	--	0.00200 U
9/5/01	0.0020 U	0.0020 U	0.0250	0.0017 U	--	0.0006 U	--	0.0012 U	0.0020 U	0.0063	--	0.00200 U
3/13/02	0.0005 U	0.0020 U	0.0854	0.0017 U	--	0.0006 U	--	0.0061	0.0071	0.0126	--	0.00800
6/3/03	0.0007 U	0.0020 U	0.0282	0.0004 U	--	0.0004 U	--	0.0020 U	0.0020 U	0.0172	--	0.00200 U
9/21/04	0.0028 U	0.0006 U	0.0252	0.0012 U	--	0.0003 U	--	0.0020 U	0.0005 U	0.0133	--	0.00200 U
4/6/05	0.0028 U	0.0006 U	0.0298	0.0012 U	--	0.0003 U	--	0.0042	0.0020 U	0.0116	--	0.00200
9/21/05	0.0028 U	0.0020 U	0.0436	0.0012 U	--	0.0003 U	--	0.0020 U	0.0023	0.0117	--	0.00280
4/5/06	0.0006 U	0.0006 U	0.0294	0.0007 U	--	0.0004 U	--	0.0020 U	0.0005 U	0.0125	--	0.00230
9/26/06	0.0007 U	0.0008 U	0.0265	0.0009 U	--	0.0006 U	--	0.0020 U	0.0005 U	0.0051	--	0.00200 U
4/18/07	0.0007 U	0.0008 U	0.0297	0.0009 U	0.025	--	--	0.0026	0.0020 U	0.0072	--	0.00200 U
10/4/07	0.0007 U	0.0008 U	0.0490	0.0009 U	0.061	--	--	0.0021	0.0020 U	0.0070	--	0.00200 U
3/27/08	0.0005 U	0.0006 U	0.0305	0.0010 U	0.020 U	--	--	0.0020 U	0.0020 U	0.0061	--	0.00200 U
9/24/08	0.0010 U	0.0012 U	0.0405	0.0020 U	0.041	--	--	0.0016 U	0.0024 U	0.0056	--	0.00200 U
3/5/09	0.0020 U	0.0020 U	0.0513	0.0002 U	0.015	--	--	0.0020 U	0.0020 U	0.0064	--	0.00200 U
9/22/09	0.0020 U	0.0020 U	0.0365	0.0020 U	--	0.0020 U	16.20	0.0020 U	0.0020 U	0.0056	0.3200	0.00200 U
8/3/10	0.0010 U	0.0012	0.0400	0.0010 U	--	0.0010 U	--	0.0010 U	0.0010 U	0.0010	--	0.00100 U
9/23/10	0.0050 U	0.0050 U	0.0311	0.0050 U	--	0.0050 U	12.50	0.0050 U	0.0050 U	0.0066	0.8630	0.00500 U
4/18/11	0.0050 U	0.0050 U	0.0387	0.0050 U	--	0.0050 U	11.80	0.0050 U	0.0050 U	0.0068	1.4400	0.00500 U
9/12/11	0.0050 U	0.0050 U	0.0315	0.0050 U	--	0.0050 U	11.90	0.0050 U	0.0050 U	0.0050	0.5200	0.00500 U
3/5/12	0.0050 U	0.0050 U	0.0346	0.0050 U	--	0.0050 U	14.20	0.0050 U	0.0050 U	0.0058	0.7410	0.00500 U
9/18/12	0.0050 U	0.0050 U	0.0440	0.0050 U	--	0.0050 U	18.60	0.0050 U	0.0050 U	0.0050 U	1.1700	0.00500 U
3/18/13	0.0050 U	0.0050 U	0.0408	0.0050 U	--	0.0050 U	16.50	0.0050 U	0.0050 U	0.0061	0.7590	0.00500 U
9/23/13	0.0050 U	0.0050 U	0.0391	0.0050 U	--	0.0050 U	17.50	0.0050 U	0.0050 U	0.0084	0.5500	0.00500 U

Gude Landfill
Monitoring Location ST80 - Total Metals

Printed 12/10/21

	Antimony, total (mg/L)	Arsenic, total (mg/L)	Barium, total (mg/L)	Beryllium, total (mg/L)	Boron, total (mg/L)	Cadmium, total (mg/L)	Calcium, total (mg/L)	Chromium, total (mg/L)	Cobalt, total (mg/L)	Copper, total (mg/L)	Iron, total (mg/L)	Lead, total (mg/L)
3/6/14	0.0050 U	0.0050 U	0.0505	0.0050 U	--	0.0050 U	16.40	0.0050 U	0.0050 U	0.0050 U	0.4640	0.00500 U
9/4/14	0.0050 U	0.0050 U	0.0370	0.0050 U	--	0.0050 U	15.80	0.0050 U	0.0050 U	0.0050 U	0.8520	0.00500 U
3/19/15	0.0020 U	0.0020 U	0.0430	0.0020 U	--	0.0040 U	14.00	0.0100 U	0.0100 U	0.0026 J	1.0000	0.00200 U
9/9/15	0.0010 U	0.0010 U	0.0400	0.0010 U	--	0.0005 U	24.00	0.0050 U	0.0050 U	0.0050 U	0.3900	0.00100 U
3/22/16	0.0020 U	0.0020 U	0.0407	0.0020 U	--	0.0020 U	16.40	0.0020 U	0.0020 U	0.0020 U	0.3380	0.00200 U
9/6/16	0.0020 U	0.0020 U	0.0384	0.0020 U	--	0.0020 U	15.90	0.0020 U	0.0020 U	0.0020 U	0.8130	0.00200 U
3/8/17	0.0050 U	0.0050 U	0.0465	0.0050 U	--	0.0050 U	21.70	0.0050 U	0.0050 U	0.0061	0.5320	0.00500 U
9/13/17	0.0050 U	0.0050 U	0.0383	0.0050 U	--	0.0050 U	19.60	0.0050 U	0.0050 U	0.0050 U	0.8740	0.00500 U
4/3/18	0.0050 U	0.0050 U	0.0541	0.0050 U	--	0.0050 U	18.80	0.0050 U	0.0050 U	0.0050 U	0.5780	0.00500 U
9/11/18	0.0050 U	0.0050 U	0.0349	0.0050 U	--	0.0050 U	11.70	0.0050 U	0.0050 U	0.0050 U	1.2900	0.00500 U
4/8/19	0.0010 U	0.0010 U	0.0644	0.0010 U	--	0.0010 U	38.60	0.0099	0.0010	0.0030	0.5640	0.00100 U
7/30/19	0.0010 U	0.0010 U	0.0694	0.0010 U	--	0.0010 U	47.70 B	0.0010 U	0.0010 U	0.0010 U	0.1070	0.00100 U
3/10/20	0.0010 U	0.0010 U	0.0738	0.0010 U	--	0.0010 U	43.20	0.0033	0.0010	0.0010 U	0.3590	0.00100 U
8/3/20	0.0010 U	0.0010 U	0.0411	0.0010 U	--	0.0010 U	15.70	0.0010 U	0.0010 U	0.0010 U	1.0900	0.00100 U
3/30/21	0.0010 U	0.0010 U	0.0520	0.0010 U	--	0.0010 U	34.00	0.0078	0.0010 U	0.0022	0.3530	0.00100 U
9/9/21	0.0010 U	0.0010 U	0.0344	0.0010 U	--	0.0010 U	20.80	0.0028	0.0010 U	0.0068	0.5080	0.00203

Gude Landfill
Monitoring Location ST80 - Total Metals

Printed 12/10/21

	Magnesium, total (mg/L)	Manganese, total (mg/L)	Mercury, total (mg/L)	Nickel, total (mg/L)	Potassium, total (mg/L)	Selenium, total (mg/L)	Silver, total (mg/L)	Sodium, total (mg/L)	Thallium, total (mg/L)	Tin, total (mg/L)	Vanadium, total (mg/L)	Zinc, total (mg/L)
MCL/ GWPS			0.002			0.05			0.002			
4/2/01	--	0.12340	0.000200 U	0.0032	--	0.00180 U	0.0052 U	--	0.0009 U	0.2000 U	0.00220	0.01000 U
9/5/01	--	0.15100	0.000100 U	0.0030 U	--	0.00090 U	0.0044 U	--	0.0009 U	0.2000 U	0.00200 U	--
3/13/02	--	0.72040	0.000100 U	0.0109	--	0.00090 U	0.0044 U	--	0.0009 U	0.2000 U	0.01480	--
6/3/03	--	0.11500	0.000200 U	0.0037	--	0.00120 U	0.0096 U	--	0.0010 U	0.0008 U	0.00200 U	--
9/21/04	--	0.21070	0.000100 U	0.0022	--	0.00100 U	0.0018 U	--	0.0006 U	0.0003 U	0.00200 U	--
4/6/05	--	0.14390	0.000100 U	0.0055	--	0.00100 U	0.0018 U	--	0.0006 U	0.0050 U	0.00450	--
9/21/05	--	0.79160	0.000100 U	0.0053	--	0.00100 U	0.0018 U	--	0.0006 U	0.0050 U	0.00300	--
4/5/06	--	0.07390	0.000100 U	0.0028	--	0.00150 U	0.0004 U	--	0.0004 U	0.0050 U	0.00040 U	--
9/26/06	--	0.13200	0.000200 U	0.0020 U	--	0.00080 U	0.0005 U	--	0.0007 U	0.0050 U	0.00200 U	--
4/18/07	--	--	0.000200 U	0.0056	--	0.00080 U	0.0005 U	--	0.0007 U	0.0500 U	0.00280	0.00910
10/4/07	--	--	0.000200 U	0.0043	--	0.00080 U	0.0005 U	--	0.0007 U	0.0020 U	0.00200 U	0.00850
3/27/08	--	--	0.000200 U	0.0036	--	0.00200 U	0.0001 U	--	0.0001 U	0.0500 U	0.00200 U	0.00660
9/24/08	--	--	0.000200 U	0.0040 U	--	0.00180 U	0.0016 U	--	0.0012 U	0.0011 U	0.00120 U	0.02000 U
3/5/09	--	--	0.000200 U	0.0035	--	0.00200 U	0.0009 U	--	0.0002 U	0.0011 U	0.00200 U	0.00780
9/22/09	7.410	0.12600	0.000200 U	0.0042	3.080	0.00200 U	0.0020 U	17.40	0.0020 U	--	0.00200 U	0.01000 U
8/3/10	--	--	0.000200 U	0.0025	--	0.00100 U	0.0010 U	--	0.0010 U	0.0050 U	0.00500 U	0.01200
9/23/10	6.230	0.15500	0.000200 U	0.0050 U	2.680	0.00500 U	0.0050 U	14.00	0.0050 U	--	0.00500 U	0.00500 U
4/18/11	5.730	0.14900	0.000200 U	0.0055	2.160	0.00500 U	0.0050 U	14.60	0.0050 U	--	0.00500 U	0.00952
9/12/11	5.470	0.05650	0.000200 U	--	3.820	0.00500 U	0.0050 U	12.10	0.0050 U	--	0.00500 U	0.00561
3/5/12	7.920	0.07860	0.000200 U	--	2.570	0.00500 U	0.0050 U	28.20	0.0050 U	--	0.00500 U	0.00612
9/18/12	11.200	0.18400	0.000200 U	--	3.800	0.00500 U	0.0050 U	16.40	0.0050 U	--	0.00500 U	0.00500 U
3/18/13	8.710	0.11500	0.000200 U	--	2.690	0.00500 U	0.0050 U	64.60	0.0050 U	--	0.00500 U	0.00635
9/23/13	10.500	0.09770	0.000200 U	--	3.860	0.00500 U	0.0050 U	17.20	0.0050 U	--	0.00500 U	0.01280

Shaded concentrations represent MCL/GWPS exceedances

Printed on Recycled Paper

Gude Landfill
Monitoring Location ST80 - Total Metals

Printed 12/10/21

	Magnesium, total (mg/L)	Manganese, total (mg/L)	Mercury, total (mg/L)	Nickel, total (mg/L)	Potassium, total (mg/L)	Selenium, total (mg/L)	Silver, total (mg/L)	Sodium, total (mg/L)	Thallium, total (mg/L)	Tin, total (mg/L)	Vanadium, total (mg/L)	Zinc, total (mg/L)
3/6/14	9.320	0.10700	0.000200 U	0.0051	2.530	0.00500 U	0.0050 U	110.00	0.0050 U	--	0.00500 U	0.00834
9/4/14	7.830	0.14900	0.000200 U	0.0050 U	2.600	0.00500 U	0.0050 U	14.90	0.0050 U	--	0.00500 U	0.00786
3/19/15	7.300	0.13000	0.000200 U	0.0058 J	3.000	0.03500 U	0.0100 U	92.00	0.0020 U	--	0.01000 U	0.00730 J
9/9/15	13.000	--	0.000200 U	0.0100 U	3.200	0.00500 U	0.0010 U	24.00	0.0010 U	--	0.00500 U	0.00500 U
3/22/16	9.040	0.09590	0.000200 U	0.0025	2.040	0.00200 U	0.0020 U	49.10	0.0010 U	--	0.00200 U	0.00200 U
9/6/16	8.130	0.29900	0.000200 U	0.0033	3.150	0.00200 U	0.0020 U	14.20	0.0010 U	--	0.00200 U	0.00217
3/8/17	11.800	0.11300	0.000200 U	0.0050 U	2.400	0.00500 U	0.0050 U	29.60	0.0050 U	--	0.00500 U	0.00500 U
9/13/17	9.240	0.13900	0.000200 U	0.0050 U	2.730	0.00500 U	0.0050 U	14.90	0.0050 U	--	0.00500 U	0.01670
4/3/18	10.100	0.08830	0.000200 U	0.0050 U	2.220	0.00500 U	0.0050 U	84.00	0.0050 U	--	0.00500 U	0.02230
9/11/18	5.540	0.22000	0.000200 U	0.0050 U	3.320	0.00500 U	0.0050 U	10.60	0.0050 U	--	0.00500 U	0.00500 U
4/8/19	22.200	0.19400	0.000100 U	0.0046	6.730	0.00100 U	0.0010 U	63.70	0.0010 U	--	0.00100 U	0.00476
7/30/19	22.100	0.04240	0.000100 U	0.0024	6.980	0.00100 U	0.0010 U	48.70 B	0.0010 U	--	0.00100 U	0.00400 U
3/10/20	24.100	0.24900	0.000100 U	0.0048	6.080	0.00100 U	0.0010 U	50.60	0.0010 U	--	0.00100 U	0.00408
8/3/20	11.100	0.47300	0.000100 U	0.0029	3.030	0.00100 U	0.0010 U	18.00	0.0010 U	--	0.00100 U	0.00423
3/30/21	15.700	0.11600	0.000100 U	0.0010 U	5.950	0.00100 U	0.0010 U	79.10	0.0010 U	--	0.00100 U	0.00617
9/9/21	6.900	0.20800	0.000100 U	0.0059	3.790	0.00100 U	0.0010 U	16.60	0.0010 U	--	0.00103	0.01290

Gude Landfill

Printed 12/10/21

Monitoring Location ST80 - Volatile Organic Compounds

	1,1,1,2-Tetrachloroethane (ug/L)	1,1,1-Trichloroethane (ug/L)	1,1,2,2-Tetrachloroethane (ug/L)	1,1,1,2-Trichloroethane (ug/L)	1,1-Dichloroethane (ug/L)	1,1-Dichloroethene (ug/L)	1,1-Dichloropropene (ug/L)	1,2,3-Trichloropropane (ug/L)	1,2-Dibromo-3-chloropropane (ug/L)	1,2-Dibromoethane (ug/L)	1,2-Dichlorobenzene (ug/L)	1,2-Dichloroethane (ug/L)	1,2-Dichloropropane (ug/L)	1,3-Dichloropropane (ug/L)	1,4-Dichlorobenzene (ug/L)
MCL/ GWPS	200		5		7				0.2	0.05	600	5	5		75
9/5/01	0.18 U	0.15 U	0.23 U	0.22 U	0.19 U	0.15 U	0.22 U	0.21 U	0.14 U	0.20 U	10.00 U	0.17 U	0.21 U	0.19 U	10.00 U
3/13/02	0.18 U	0.15 U	0.23 U	1.00 U	0.19 U	0.15 U	0.22 U	0.21 U	0.14 U	0.20 U	10.00 U	0.17 U	0.21 U	0.19 U	10.00 U
6/3/03	0.18 U	0.15 U	0.23 U	0.22 U	0.19 U	0.15 U	0.22 U	1.00 U	1.12	0.20 U	10.00 U	0.17 U	0.21 U	0.19 U	10.00 U
9/21/04	0.13 U	0.24 U	0.44 U	0.25 U	0.27 U	0.37 U	0.35 U	0.40 U	0.33 U	0.28 U	10.00 U	0.27 U	0.34 U	0.33 U	10.00 U
4/6/05	0.13 U	0.24 U	0.44 U	0.25 U	0.27 U	0.37 U	0.35 U	0.40 U	0.33 U	0.28 U	10.00 U	0.27 U	0.34 U	0.33 U	10.00 U
9/21/05	0.13 U	0.24 U	0.44 U	0.25 U	0.27 U	0.37 U	0.35 U	0.40 U	0.33 U	0.28 U	10.00 U	0.27 U	0.34 U	0.33 U	10.00 U
4/5/06	0.13 U	0.24 U	0.44 U	0.25 U	0.27 U	0.37 U	0.35 U	0.40 U	0.33 U	0.28 U	10.00 U	0.27 U	0.34 U	0.33 U	10.00 U
9/26/06	0.13 U	0.24 U	0.44 U	0.25 U	0.27 U	0.37 U	0.35 U	0.40 U	0.33 U	0.28 U	10.00 U	0.27 U	0.34 U	0.33 U	10.00 U
4/18/07	0.13 U	0.24 U	0.44 U	0.25 U	0.27 U	0.37 U	0.35 U	0.40 U	0.33 U	0.28 U	10.00 U	0.27 U	0.34 U	0.33 U	10.00 U
10/4/07	0.13 U	0.24 U	0.44 U	0.25 U	0.27 U	0.37 U	0.35 U	0.40 U	0.33 U	0.28 U	10.00 U	0.27 U	0.34 U	0.33 U	10.00 U
3/27/08	0.18 U	0.18 U	0.21 U	0.23 U	0.22 U	0.18 U	0.26 U	0.14 U	0.24 U	0.16 U	0.25 U	0.18 U	0.17 U	0.20 U	10.00 U
9/24/08	0.12 U	0.17 U	0.14 U	0.17 U	0.14 U	0.15 U	0.13 U	0.17 U	0.20 U	0.08 U	0.10 U	0.13 U	0.15 U	0.13 U	10.00 U
3/5/09	0.12 U	0.17 U	0.14 U	0.17 U	0.14 U	0.15 U	0.13 U	0.17 U	0.20 U	0.08 U	10.00 U	0.13 U	0.15 U	0.13 U	10.00 U
9/22/09	1.00 U	1.00 U	1.00 U	1.00 U	1.00 U	1.00 U	1.00 U	1.00 U	1.00 U	1.00 U	1.00 U	1.00 U	1.00 U	1.00 U	0.17 J
8/3/10	1.00 U	1.00 U	1.00 U	1.00 U	1.00 U	1.00 U	1.00 U	1.00 U	10.00 U	1.00 U	1.00 U	1.00 U	1.00 U	1.00 U	1.00 U
9/23/10	2.00 U	2.00 U	2.00 U	2.00 U	2.00 U	2.00 U	2.00 U	2.00 U	2.00 U	2.00 U	2.00 U	2.00 U	2.00 U	2.00 U	2.00 U
4/18/11	1.00 U	1.00 U	1.00 U	1.00 U	1.00 U	1.00 U	--	1.00 U	1.00 U	1.00 U	1.00 U	1.00 U	1.00 U	--	1.00 U
9/12/11	1.00 U	1.00 U	1.00 U	1.00 U	1.00 U	1.00 U	--	1.00 U	1.00 U	1.00 U	1.00 U	1.00 U	1.00 U	--	1.00 U
3/5/12	1.00 U	1.00 U	1.00 U	1.00 U	1.00 U	1.00 U	--	1.00 U	1.00 U	1.00 U	1.00 U	1.00 U	1.00 U	--	1.00 U
9/18/12	1.00 U	1.00 U	1.00 U	1.00 U	1.00 U	1.00 U	1.00 U	1.00 U	1.00 U	1.00 U	1.00 U	1.00 U	1.00 U	1.00 U	1.00 U

Shaded concentrations represent MCL/GWPS exceedances

Printed on Recycled Paper

Gude Landfill

Printed 12/10/21

Monitoring Location ST80 - Volatile Organic Compounds

	1,1,1,2-Tetrachloroethane (ug/L)	1,1,1-Trichloroethane (ug/L)	1,1,1,2-Tetrachloroethane (ug/L)	1,1,1,2-Trichloroethane (ug/L)	1,1-Dichloroethane (ug/L)	1,1-Dichloroethene (ug/L)	1,1-Dichloropropene (ug/L)	1,2,3-Trichloropropane (ug/L)	1,2-Dibromo-3-chloropropane (ug/L)	1,2-Dibromoethane (ug/L)	1,2-Dichlorobenzene (ug/L)	1,2-Dichloroethane (ug/L)	1,2-Dichloropropane (ug/L)	1,3-Dichloropropane (ug/L)	1,4-Dichlorobenzene (ug/L)
3/18/13	1.00 U	1.00 U	1.00 U	1.00 U	1.00 U	1.00 U	1.00 U	1.00 U	1.00 U	1.00 U	1.00 U	1.00 U	1.00 U	1.00 U	1.00 U
9/23/13	1.00 U	1.00 U	1.00 U	1.00 U	1.00 U	1.00 U	1.00 U	1.00 U	1.00 U	1.00 U	1.00 U	1.00 U	1.00 U	1.00 U	1.00 U
3/6/14	1.00 U	1.00 U	1.00 U	1.00 U	1.00 U	1.00 U	1.00 U	1.00 U	1.00 U	1.00 U	--	1.00 U	1.00 U	1.00 U	1.00 U
9/4/14	1.00 U	1.00 U	1.00 U	1.00 U	1.00 U	1.00 U	1.00 U	1.00 U	1.00 U	1.00 U	1.00 U	1.00 U	1.00 U	1.00 U	1.00 U
3/19/15	1.00 U	1.00 U	1.00 U	1.00 U	1.00 U	1.00 U	1.00 U	1.00 U	1.00 U	1.00 U	1.00 U	1.00 U	1.00 U	1.00 U	1.00 U
9/9/15	1.00 U	1.00 U	1.00 U	1.00 U	1.00 U	1.00 U	1.00 U	1.00 U	1.00 U	1.00 U	1.00 U	1.00 U	1.00 U	1.00 U	1.00 U
3/22/16	1.00 U	1.00 U	1.00 U	1.00 U	1.00 U	1.00 U	1.00 U	1.00 U	1.00 U	1.00 U	1.00 U	1.00 U	1.00 U	1.00 U	1.00 U
9/6/16	1.00 U	1.00 U	1.00 U	1.00 U	1.00 U	1.00 U	1.00 U	1.00 U	1.00 U	1.00 U	1.00 U	1.00 U	1.00 U	1.00 U	1.00 U
3/8/17	1.00 U	1.00 U	1.00 U	1.00 U	1.00 U	1.00 U	1.00 U	1.00 U	1.00 U	1.00 U	1.00 U	1.00 U	1.00 U	1.00 U	1.00 U
9/13/17	1.00 U	1.00 U	1.00 U	1.00 U	1.00 U	1.00 U	1.00 U	1.00 U	1.00 U	1.00 U	1.00 U	1.00 U	1.00 U	1.00 U	1.00 U
4/3/18	1.00 U	1.00 U	1.00 U	1.00 U	1.00 U	1.00 U	1.00 U	1.00 U	1.00 U	1.00 U	1.00 U	1.00 U	1.00 U	1.00 U	1.00 U
9/11/18	1.00 U	1.00 U	1.00 U	1.00 U	1.00 U	1.00 U	1.00 U	1.00 U	1.00 U	1.00 U	1.00 U	1.00 U	1.00 U	1.00 U	1.00 U
4/8/19	1.00 U	1.00 U	1.00 U	1.00 U	1.00 U	1.00 U	1.00 U	1.00 U	1.00 U	1.00 U	1.00 U	1.00 U	1.00 U	1.00 U	1.00 U
7/30/19	1.00 U	1.00 U	1.00 U	1.00 U	1.00 U	1.00 U	1.00 U	1.00 U	1.00 U	1.00 U	1.00 U	1.00 U	1.00 U	1.00 U	1.00 U
3/10/20	1.00 U	1.00 U	1.00 U	1.00 U	1.00 U	1.00 U	1.00 U	1.00 U	1.00 U	1.00 U	1.00 U	1.00 U	1.00 U	1.00 U	1.00 U
8/3/20	1.00 U	1.00 U	1.00 U	1.00 U	1.00 U	1.00 U	1.00 U	1.00 U	0.05 U	0.02 U	1.00 U	1.00 U	1.00 U	1.00 U	1.00 U
3/30/21	1.00 U	1.00 U	1.00 U	1.00 U	1.00 U	1.00 U	1.00 U	1.00 U	0.05 U	0.02 U	1.00 U	1.00 U	1.00 U	1.00 U	1.00 U
9/9/21	1.00 U	1.00 U	1.00 U	1.00 U	1.00 U	1.00 U	1.00 U	1.00 U	0.05 U	0.02 U	1.00 U	1.00 U	1.00 U	1.00 U	1.00 U

Gude Landfill
Monitoring Location ST80 - Volatile Organic Compounds

Printed 12/10/21

	2,2-Dichloropropane (ug/L)	2-Butanone (ug/L)	2-Hexanone (ug/L)	4-Methyl-2-Pentanone (ug/L)	Acetone (ug/L)	Acrylonitrile (ug/L)	Benzene (ug/L)	Bromochloromethane (ug/L)	Bromodichloromethane (ug/L)	Bromoform (ug/L)	Bromomethane (ug/L)	Carbon Disulfide (ug/L)	Carbon Tetrachloride (ug/L)	Chlorobenzene (ug/L)	Chloroethane (ug/L)
MCL/ GWPS							5		80	80			5	100	
9/5/01	0.11 U	--	0.18 U	--	0.15 U	--	0.21 U	0.20 U	0.18 U	0.14 U	0.15 U	0.38 U	0.15 U	0.28 U	0.20 U
3/13/02	0.11 U	--	0.18 U	--	0.15 U	--	0.21 U	0.20 U	0.18 U	0.14 U	0.15 U	0.38 U	0.15 U	1.09	0.20 U
6/3/03	0.11 U	--	0.18 U	--	0.15 U	--	0.21 U	0.20 U	0.18 U	0.14 U	0.15 U	2.35	0.15 U	0.28 U	0.20 U
9/21/04	0.23 U	0.29 U	1.01	--	0.39 U	--	0.28 U	0.34 U	0.31 U	0.27 U	0.31 U	0.75 U	0.25 U	0.40 U	0.31 U
4/6/05	0.23 U	1.00 U	1.00 U	--	0.39 U	--	0.28 U	0.34 U	0.31 U	0.27 U	0.31 U	0.75 U	0.25 U	0.40 U	0.31 U
9/21/05	0.23 U	1.00 U	1.00 U	--	0.39 U	--	0.28 U	0.34 U	0.31 U	0.27 U	0.31 U	0.75 U	0.25 U	0.40 U	0.31 U
4/5/06	0.23 U	0.29 U	0.19 U	--	0.39 U	--	0.28 U	0.34 U	0.31 U	0.27 U	0.31 U	0.75 U	0.25 U	0.40 U	0.31 U
9/26/06	0.23 U	0.29 U	0.19 U	--	0.39 U	--	0.28 U	0.34 U	0.31 U	0.27 U	1.00 U	0.75 U	0.25 U	0.40 U	0.31 U
4/18/07	0.23 U	0.29 U	0.19 U	--	0.39 U	--	0.28 U	0.34 U	0.31 U	0.27 U	0.31 U	0.75 U	0.25 U	0.40 U	0.31 U
10/4/07	0.23 U	0.29 U	0.19 U	--	0.39 U	--	0.28 U	0.34 U	0.31 U	0.27 U	0.31 U	0.75 U	0.25 U	0.40 U	0.31 U
3/27/08	0.19 U	--	--	--	--	--	0.24 U	0.12 U	0.19 U	0.12 U	0.50 U	--	0.13 U	0.17 U	0.10 U
9/24/08	0.22 U	--	--	--	--	--	0.09 U	0.14 U	0.11 U	0.16 U	0.50 U	--	0.14 U	0.16 U	0.13 U
3/5/09	0.22 U	--	--	--	--	--	0.09 U	0.14 U	0.11 U	0.16 U	0.12 U	--	0.14 U	0.16 U	0.13 U
9/22/09	1.00 U	1.00 U	1.00 U	1.00 U	0.37 J	1.00 U	1.00 U	1.00 U	1.00 U	1.00 U	1.00 U	2.50 U	1.00 U	1.00 U	1.00 U
8/3/10	1.00 U	10.00 U	5.00 U	5.00 U	5.00 U	10.00 U	1.00 U	1.00 U	1.00 U	5.00 U	1.00 U	1.00 U	1.00 U	1.00 U	1.00 U
9/23/10	2.00 U	2.00 U	2.00 U	2.00 U	1.49 J	2.00 U	2.00 U	2.00 U	2.00 U	2.00 U	2.00 U	5.00 U	2.00 U	2.00 U	2.00 U
4/18/11	--	5.00 U	5.00 U	5.00 U	5.00 U	5.00 U	1.00 U	1.00 U	1.00 U	1.00 U	1.00 U	1.00 U	1.00 U	1.00 U	1.00 U
9/12/11	--	5.00 U	5.00 U	5.00 U	5.00 U	5.00 U	1.00 U	1.00 U	1.00 U	1.00 U	1.00 U	1.00 U	1.00 U	1.00 U	1.00 U
3/5/12	--	5.00 U	5.00 U	5.00 U	5.00 U	5.00 U	1.00 U	1.00 U	1.00 U	1.00 U	1.00 U	1.00 U	1.00 U	1.00 U	1.00 U
9/18/12	1.00 U	5.00 U	5.00 U	5.00 U	5.00 U	5.00 U	1.00 U	1.00 U	1.00 U	1.00 U	1.00 U	5.00 U	1.00 U	1.00 U	1.00 U

Shaded concentrations represent MCL/GWPS exceedances

Printed on Recycled Paper

Gude Landfill
Monitoring Location ST80 - Volatile Organic Compounds

Printed 12/10/21

	2,2-Dichloropropane (ug/L)	2-Butanone (ug/L)	2-Hexanone (ug/L)	4-Methyl-2-Pentanone (ug/L)	Acetone (ug/L)	Acrylonitrile (ug/L)	Benzene (ug/L)	Bromochloromethane (ug/L)	Bromodichloromethane (ug/L)	Bromoform (ug/L)	Bromomethane (ug/L)	Carbon Disulfide (ug/L)	Carbon Tetrachloride (ug/L)	Chlorobenzene (ug/L)	Chloroethane (ug/L)
3/18/13	1.00 U	5.00 U	5.00 U	5.00 U	5.00 U	5.00 U	1.00 U	1.00 U	1.00 U	1.00 U	1.00 U	5.00 U	1.00 U	1.00 U	1.00 U
9/23/13	1.00 U	5.00 U	5.00 U	5.00 U	5.00 U	5.00 U	1.00 U	1.00 U	1.00 U	1.00 U	1.00 U	5.00 U	1.00 U	1.00 U	1.00 U
3/6/14	1.00 U	5.00 U	5.00 U	5.00 U	5.00 U	5.00 U	1.00 U	--	1.00 U	1.00 U	1.00 U	5.00 U	1.00 U	1.00 U	1.00 U
9/4/14	1.00 U	5.00 U	5.00 U	5.00 U	5.00 U	5.00 U	1.00 U	1.00 U	1.00 U	1.00 U	1.00 U	5.00 U	1.00 U	1.00 U	1.00 U
3/19/15	1.00 U	5.00 U	5.00 U	5.00 U	5.00 U	5.00 U	1.00 U	1.00 U	1.00 U	1.00 U	1.00 U	5.00 U	1.00 U	1.00 U	1.00 U
9/9/15	1.00 U	5.00 U	5.00 U	5.00 U	5.00 U	5.00 U	1.00 U	1.00 U	1.00 U	1.00 U	1.00 U	5.00 U	1.00 U	1.00 U	1.00 U
3/22/16	1.00 U	5.00 U	5.00 U	5.00 U	5.00 U	5.00 U	1.00 U	1.00 U	1.00 U	1.00 U	1.00 U	5.00 U	1.00 U	1.00 U	1.00 U
9/6/16	1.00 U	5.00 U	5.00 U	5.00 U	5.00 U	5.00 U	1.00 U	1.00 U	1.00 U	1.00 U	1.00 U	5.00 U	1.00 U	1.00 U	1.00 U
3/8/17	1.00 U	5.00 U	5.00 U	5.00 U	5.00 U	5.00 U	1.00 U	1.00 U	1.00 U	1.00 U	1.00 U	5.00 U	1.00 U	1.00 U	1.00 U
9/13/17	1.00 U	5.00 U	5.00 U	5.00 U	5.00 U	5.00 U	1.00 U	1.00 U	1.00 U	1.00 U	1.00 U	5.00 U	1.00 U	1.00 U	1.00 U
4/3/18	1.00 U	5.00 U	5.00 U	5.00 U	5.00 U	5.00 U	1.00 U	1.00 U	1.00 U	1.00 U	1.00 U	5.00 U	1.00 U	1.00 U	1.00 U
9/11/18	1.00 U	5.00 U	5.00 U	5.00 U	5.00 U	5.00 U	1.00 U	1.00 U	1.00 U	1.00 U	1.00 U	5.00 U	1.00 U	1.00 U	1.00 U
4/8/19	1.00 U	5.00 U	5.00 U	5.00 U	10.40	5.00 U	1.00 U	1.00 U	1.00 U	1.00 U	1.00 U	1.00 U	1.00 U	1.00 U	1.00 U
7/30/19	1.00 U	5.00 U	5.00 U	5.00 U	5.00 U	5.00 U	1.00 U	1.00 U	1.00 U	1.00 U	1.00 U	1.00 U	1.00 U	1.00 U	1.00 U
3/10/20	1.00 U	5.00 U	5.00 U	5.00 U	5.00 U	5.00 U	1.00 U	1.00 U	1.00 U	1.00 U	1.00 U	1.00 U	1.00 U	1.00 U	1.00 U
8/3/20	1.00 U	5.00 U	5.00 U	5.00 U	5.00 U	5.00 U	1.00 U	1.00 U	1.00 U	1.00 U	1.00 U	1.00 U	1.00 U	1.00 U	1.00 U
3/30/21	1.00 U	5.00 U	5.00 U	5.00 U	5.00 U	5.00 U	1.00 U	1.00 U	1.00 U	1.00 U	1.00 U	1.00 U	1.00 U	1.00 U	1.00 U
9/9/21	1.00 U	5.00 U	5.00 U	5.00 U	5.30	5.00 U	1.00 U	1.00 U	1.00 U	1.00 U	1.00 U	1.00 U	1.00 U	1.00 U	1.00 U

Gude Landfill
Monitoring Location ST80 - Volatile Organic Compounds

Printed 12/10/21

	Chloroform (ug/L)	Chloromethane (ug/L)	cis-1,2-Dichloroethene (ug/L)	cis-1,3-Dichloropropene (ug/L)	Dibromochloromethane (ug/L)	Ethylbenzene (ug/L)	m&p-Xylene (ug/L)	Methyl Iodide (ug/L)	Methyl Tertiary Butyl Ether (ug/L)	Methylene Bromide (ug/L)	Methylene Chloride (ug/L)	o-Xylene (ug/L)	Styrene (ug/L)	Tetrachloroethene (ug/L)	Toluene (ug/L)
MCL/ GWPS	80		70		80	700	10000				5	10000	100	5	1000
9/5/01	0.23 U	0.21 U	0.22 U	0.19 U	0.17 U	0.26 U	0.28 U	0.17 U	--	0.22 U	5.23	0.27 U	0.21 U	1.00 U	0.24 U
3/13/02	0.23 U	0.21 U	1.00 U	0.19 U	0.17 U	0.26 U	0.28 U	0.17 U	--	0.22 U	1.00 U	0.27 U	0.21 U	3.86	0.24 U
6/3/03	0.23 U	0.21 U	0.22 U	0.19 U	0.17 U	0.26 U	1.00 U	0.17 U	--	0.22 U	0.21 U	0.27 U	0.21 U	0.17 U	0.24 U
9/21/04	0.27 U	0.25 U	0.28 U	0.29 U	0.27 U	0.23 U	0.40 U	0.28 U	--	0.25 U	0.34 U	0.18 U	0.25 U	0.36 U	0.32 U
4/6/05	0.27 U	0.25 U	0.28 U	0.29 U	0.27 U	0.23 U	0.40 U	0.28 U	--	0.25 U	0.34 U	0.18 U	0.25 U	0.36 U	0.32 U
9/21/05	0.27 U	0.25 U	0.28 U	0.29 U	0.27 U	0.23 U	2.00 U	0.28 U	--	0.25 U	0.34 U	1.00 U	0.25 U	1.00 U	0.32 U
4/5/06	0.27 U	0.25 U	0.28 U	0.29 U	0.27 U	0.23 U	0.40 U	0.28 U	--	0.25 U	0.34 U	0.18 U	0.25 U	0.36 U	0.32 U
9/26/06	0.27 U	0.25 U	0.28 U	0.29 U	0.27 U	0.23 U	0.40 U	1.00 U	--	0.25 U	0.34 U	0.18 U	0.25 U	0.36 U	0.32 U
4/18/07	0.27 U	0.25 U	0.28 U	0.29 U	0.27 U	0.23 U	0.40 U	0.28 U	--	0.25 U	0.34 U	0.18 U	0.25 U	0.36 U	0.32 U
10/4/07	0.27 U	0.25 U	0.28 U	0.29 U	0.27 U	0.23 U	0.40 U	0.28 U	--	0.25 U	0.34 U	0.18 U	0.25 U	0.36 U	0.32 U
3/27/08	0.21 U	0.15 U	0.25 U	0.13 U	0.15 U	0.26 U	0.43 U	--	1.73 U	0.15 U	0.12 U	0.22 U	0.20 U	0.20 U	0.28 U
9/24/08	0.12 U	0.20 U	0.14 U	0.12 U	0.13 U	0.12 U	0.23 U	--	1.25 U	0.20 U	0.17 U	0.11 U	0.11 U	0.16 U	0.12 U
3/5/09	0.12 U	0.20 U	0.14 U	0.12 U	0.13 U	0.12 U	0.23 U	--	1.25 U	0.20 U	0.17 U	0.11 U	0.11 U	0.16 U	0.12 U
9/22/09	1.00 U	1.00 U	1.00 U	1.00 U	1.00 U	1.00 U	2.00 U	1.00 U	1.00 U	1.00 U	1.00 U	1.00 U	1.00 U	1.00 U	1.00 U
8/3/10	1.00 U	1.00 U	1.00 U	1.00 U	1.00 U	1.00 U	2.00 U	20.00 U	--	1.00 U	1.00 U	1.00 U	1.00 U	1.00 U	1.00 U
9/23/10	2.00 U	2.00 U	2.00 U	2.00 U	2.00 U	2.00 U	4.00 U	2.00 U	2.00 U	2.00 U	2.00 U	2.00 U	2.00 U	2.00 U	2.00 U
4/18/11	1.00 U	1.00 U	1.00 U	1.00 U	1.00 U	1.00 U	--	1.00 U	2.00 U	1.00 U	1.00 U	--	1.00 U	1.00 U	1.00 U
9/12/11	1.00 U	1.00 U	1.00 U	1.00 U	1.00 U	1.00 U	--	1.00 U	2.00 U	1.00 U	1.00 U	--	1.00 U	1.00 U	1.00 U
3/5/12	1.00 U	1.00 U	1.00 U	1.00 U	1.00 U	1.00 U	--	1.00 U	1.00 U	1.00 U	1.00 U	--	1.00 U	1.00 U	0.72
9/18/12	1.00 U	1.00 U	1.00 U	1.00 U	1.00 U	1.00 U	2.00 U	5.00 U	5.00 U	1.00 U	1.00 U	1.00 U	1.00 U	1.00 U	1.00 U

Shaded concentrations represent MCL/GWPS exceedances

Printed on Recycled Paper

Gude Landfill
Monitoring Location ST80 - Volatile Organic Compounds

Printed 12/10/21

	Chloroform (ug/L)	Chloromethane (ug/L)	cis-1,2-Dichloroethene (ug/L)	cis-1,3-Dichloropropene (ug/L)	Dibromochloromethane (ug/L)	Ethylbenzene (ug/L)	m&p-Xylene (ug/L)	Methyl Iodide (ug/L)	Methyl Tertiary Butyl Ether (ug/L)	Methylene Bromide (ug/L)	Methylene Chloride (ug/L)	o-Xylene (ug/L)	Styrene (ug/L)	Tetrachloroethene (ug/L)	Toluene (ug/L)
3/18/13	1.00 U	1.00 U	1.00 U	1.00 U	1.00 U	1.00 U	2.00 U	5.00 U	5.00 U	1.00 U	1.00 U	1.00 U	1.00 U	1.00 U	1.00 U
9/23/13	1.00 U	1.00 U	1.00 U	1.00 U	1.00 U	1.00 U	2.00 U	5.00 U	5.00 U	1.00 U	1.00 U	1.00 U	1.00 U	1.00 U	1.00 U
3/6/14	1.00 U	1.00 U	1.00 U	1.00 U	1.00 U	1.00 U	2.00 U	5.00 U	5.00 U	1.00 U	1.00 U	1.00 U	1.00 U	1.00 U	1.00 U
9/4/14	1.00 U	1.00 U	1.00 U	1.00 U	1.00 U	1.00 U	2.00 U	5.00 U	5.00 U	1.00 U	1.00 U	1.00 U	1.00 U	1.00 U	1.00 U
3/19/15	1.00 U	1.00 U	1.00 U	1.00 U	1.00 U	1.00 U	2.00 U	5.00 U	5.00 U	1.00 U	1.00 U	1.00 U	1.00 U	1.00 U	1.00 U
9/9/15	1.00 U	1.00 U	1.00 U	1.00 U	1.00 U	1.00 U	2.00 U	5.00 U	5.00 U	1.00 U	1.00 U	1.00 U	1.00 U	1.00 U	1.00 U
3/22/16	1.00 U	1.00 U	1.00 U	1.00 U	1.00 U	1.00 U	2.00 U	5.00 U	5.00 U	1.00 U	1.00 U	1.00 U	1.00 U	1.00 U	1.00 U
9/6/16	1.00 U	1.00 U	1.00 U	1.00 U	1.00 U	1.00 U	2.00 U	5.00 U	5.00 U	1.00 U	1.00 U	1.00 U	1.00 U	1.00 U	1.00 U
3/8/17	1.00 U	1.00 U	1.00 U	1.00 U	1.00 U	1.00 U	2.00 U	5.00 U	5.00 U	1.00 U	1.00 U	1.00 U	1.00 U	1.00 U	1.00 U
9/13/17	1.00 U	1.00 U	1.00 U	1.00 U	1.00 U	1.00 U	2.00 U	5.00 U	5.00 U	1.00 U	1.00 U	1.00 U	1.00 U	1.00 U	1.00 U
4/3/18	1.00 U	1.00 U	1.00 U	1.00 U	1.00 U	1.00 U	2.00 U	5.00 U	5.00 U	1.00 U	1.00 U	1.00 U	1.00 U	1.00 U	1.00 U
9/11/18	1.00 U	1.00 U	1.00 U	1.00 U	1.00 U	1.00 U	2.00 U	5.00 U	5.00 U	1.00 U	1.00 U	1.00 U	1.00 U	1.00 U	1.00 U
4/8/19	1.00 U	1.00 U	1.00 U	1.00 U	1.00 U	1.00 U	1.00 U	1.00 U	1.00 U	1.00 U	1.00 U	1.00 U	1.00 U	1.00 U	1.00 U
7/30/19	1.00 U	1.00 U	1.00 U	1.00 U	1.00 U	1.00 U	1.00 U	1.00 U	1.00 U	1.00 U	1.00 U	1.00 U	1.00 U	1.00 U	1.00 U
3/10/20	1.00 U	1.00 U	1.00 U	1.00 U	1.00 U	1.00 U	1.00 U	1.00 U	1.00 U	1.00 U	1.00 U	1.00 U	1.00 U	1.00 U	1.00 U
8/3/20	1.00 U	1.00 U	1.00 U	1.00 U	1.00 U	1.00 U	1.00 U	1.00 U	1.00 U	1.00 U	1.00 U	1.00 U	1.00 U	1.00 U	1.00 U
3/30/21	1.00 U	1.00 U	1.00 U	1.00 U	1.00 U	1.00 U	1.00 U	1.00 U	1.00 U	1.00 U	1.00 U	1.00 U	1.00 U	1.00 U	1.00 U
9/9/21	1.00 U	1.00 U	1.00 U	1.00 U	1.00 U	1.00 U	1.00 U	1.00 U	1.00 U	1.00 U	1.00 U	1.00 U	1.00 U	1.00 U	1.00 U

Gude Landfill

Monitoring Location ST80 - Volatile Organic Compounds

	trans-1,2-Dichloroethene (ug/L)	trans-1,3-Dichloropropene (ug/L)	trans-1,4-Dichloro-2-butene (ug/L)	Trichloroethene (ug/L)	Trichlorofluoromethane (ug/L)	Vinyl Acetate (ug/L)	Vinyl Chloride (ug/L)	Xylene (ug/L)
MCL/ GWPS	100			5			2	10000
9/5/01	0.22 U	0.13 U	0.14 U	0.19 U	0.18 U	--	--	--
3/13/02	0.22 U	0.13 U	0.14 U	1.61	1.00 U	--	--	--
6/3/03	0.22 U	0.13 U	1.00 U	1.00 U	0.18 U	--	--	--
9/21/04	0.45 U	0.24 U	0.30 U	0.31 U	0.36 U	--	0.32 U	--
4/6/05	0.45 U	0.24 U	0.30 U	0.31 U	0.36 U	--	0.32 U	--
9/21/05	0.45 U	0.24 U	0.30 U	0.31 U	0.36 U	--	0.32 U	--
4/5/06	0.45 U	0.24 U	0.30 U	0.31 U	0.36 U	--	0.32 U	--
9/26/06	0.45 U	0.24 U	0.30 U	0.31 U	0.36 U	--	0.32 U	--
4/18/07	0.45 U	0.24 U	0.30 U	0.31 U	0.36 U	--	0.32 U	--
10/4/07	0.45 U	0.24 U	0.30 U	0.31 U	0.36 U	--	0.32 U	--
3/27/08	0.22 U	0.08 U	--	0.23 U	0.07 U	--	0.22 U	--
9/24/08	0.14 U	0.13 U	--	0.13 U	0.10 U	--	0.18 U	--
3/5/09	0.14 U	0.13 U	--	0.13 U	0.10 U	--	0.18 U	--
9/22/09	1.00 U	1.00 U	1.00 U	1.00 U	1.00 U	--	1.00 U	--
8/3/10	1.00 U	1.00 U	5.00 U	1.00 U	1.00 U	1.00 U	1.00 U	--
9/23/10	2.00 U	2.00 U	2.00 U	2.00 U	2.00 U	2.00 U	2.00 U	--
4/18/11	1.00 U	1.00 U	5.00 U	1.00 U	1.00 U	1.00 U	1.00 U	1.00 U
9/12/11	1.00 U	1.00 U	5.00 U	1.00 U	1.00 U	1.00 U	1.00 U	1.00 U
3/5/12	1.00 U	1.00 U	5.00 U	1.00 U	1.00 U	1.00 U	1.00 U	1.60
9/18/12	1.00 U	1.00 U	5.00 U	1.00 U	1.00 U	5.00 U	1.00 U	--

Gude Landfill

Printed 12/10/21

Monitoring Location ST80 - Volatile Organic Compounds

	trans-1,2-Dichloroethene (ug/L)	trans-1,3-Dichloropropene (ug/L)	trans-1,4-Dichloro-2-butene (ug/L)	Trichloroethene (ug/L)	Trichlorofluoromethane (ug/L)	Vinyl Acetate (ug/L)	Vinyl Chloride (ug/L)	Xylene (ug/L)
3/18/13	1.00 U	1.00 U	5.00 U	1.00 U	1.00 U	5.00 U	1.00 U	--
9/23/13	1.00 U	1.00 U	5.00 U	1.00 U	1.00 U	5.00 U	1.00 U	--
3/6/14	1.00 U	1.00 U	5.00 U	1.00 U	1.00 U	5.00 U	1.00 U	--
9/4/14	1.00 U	1.00 U	5.00 U	1.00 U	1.00 U	5.00 U	1.00 U	--
3/19/15	1.00 U	1.00 U	5.00 U	1.00 U	1.00 U	5.00 U	1.00 U	--
9/9/15	1.00 U	1.00 U	5.00 U	1.00 U	1.00 U	5.00 U	1.00 U	--
3/22/16	1.00 U	1.00 U	5.00 U	1.00 U	1.00 U	5.00 U	1.00 U	--
9/6/16	1.00 U	1.00 U	5.00 U	1.00 U	1.00 U	5.00 U	1.00 U	--
3/8/17	1.00 U	1.00 U	5.00 U	1.00 U	1.00 U	5.00 U	1.00 U	--
9/13/17	1.00 U	1.00 U	5.00 U	1.00 U	1.00 U	5.00 U	1.00 U	--
4/3/18	1.00 U	1.00 U	5.00 U	1.00 U	1.00 U	5.00 U	1.00 U	--
9/11/18	1.00 U	1.00 U	5.00 U	1.00 U	1.00 U	5.00 U	1.00 U	--
4/8/19	1.00 U	1.00 U	1.00 U	1.00 U	1.00 U	1.00 U	1.00 U	--
7/30/19	1.00 U	1.00 U	1.00 U	1.00 U	1.00 U	1.00 U	1.00 U	--
3/10/20	1.00 U	1.00 U	1.00 U	1.00 U	1.00 U	1.00 U	1.00 U	--
8/3/20	1.00 U	1.00 U	1.00 U	1.00 U	1.00 U	1.00 U	1.00 U	--
3/30/21	1.00 U	1.00 U	1.00 U	1.00 U	1.00 U	1.00 U	1.00 U	--
9/9/21	1.00 U	1.00 U	1.00 U	1.00 U	1.00 U	1.00 U	1.00 U	--

Gude Landfill
Monitoring Location SW-1 - General Parameters

Printed 12/10/21

	Cyanide, Total (mg/L)	Sulfide (mg/L)
MCL/ GWPS	0.2	
8/3/10	0.050 U	3.0 U

Gude Landfill
Monitoring Location SW-1 - Total Metals

Printed 12/10/21

	Antimony, total (mg/L)	Arsenic, total (mg/L)	Barium, total (mg/L)	Beryllium, total (mg/L)	Cadmium, total (mg/L)	Chromium, total (mg/L)	Cobalt, total (mg/L)	Copper, total (mg/L)	Lead, total (mg/L)	Mercury, total (mg/L)	Nickel, total (mg/L)	Selenium, total (mg/L)
MCL/ GWPS	0.006	0.01	2	0.004	0.005	0.1			0.015	0.002		0.05
8/3/10	0.0010 U	0.0007 J	0.0390	0.0010 U	0.0010 U	0.0010 U	0.0010 U	0.0010 U	0.00100 U	0.000200 U	0.0047	0.00100 U

Gude Landfill
Monitoring Location SW-1 - Total Metals

	Silver, total (mg/L)	Thallium, total (mg/L)	Tin, total (mg/L)	Vanadium, total (mg/L)	Zinc, total (mg/L)
MCL/ GWPS		0.002			
8/3/10	0.0010 U	0.0010 U	0.0050 U	0.00500 U	0.01100

Gude Landfill

Printed 12/10/21

Monitoring Location SW-1 - Volatile Organic Compounds

Compound	MCL/ GWPS	8/3/10
1,1,1,2-Tetrachloroethane (ug/L)		1.00 U
1,1,1-Trichloroethane (ug/L)	200	1.00 U
1,1,1,2,2-Tetrachloroethane (ug/L)		1.00 U
1,1,2-Trichloroethane (ug/L)	5	1.00 U
1,1-Dichloroethane (ug/L)		1.00 U
1,1-Dichloroethene (ug/L)	7	1.00 U
1,1-Dichloropropene (ug/L)		1.00 U
1,2,3-Trichloropropane (ug/L)		1.00 U
1,2-Dibromo-3-chloropropane (ug/L)	0.2	10.00 U
1,2-Dibromoethane (ug/L)	0.05	1.00 U
1,2-Dichlorobenzene (ug/L)	600	1.00 U
1,2-Dichloroethane (ug/L)	5	1.00 U
1,2-Dichloropropane (ug/L)	5	1.00 U
1,3-Dichloropropane (ug/L)		1.00 U
1,4-Dichlorobenzene (ug/L)	75	1.00 U

Gude Landfill
Monitoring Location SW-1 - Volatile Organic Compounds

Printed 12/10/21

	2,2-Dichloropropane (ug/L)	2-Butanone (ug/L)	2-Hexanone (ug/L)	4-Methyl-2-Pentanone (ug/L)	Acetone (ug/L)	Acrylonitrile (ug/L)	Benzene (ug/L)	Bromochloromethane (ug/L)	Bromodichloromethane (ug/L)	Bromoform (ug/L)	Bromomethane (ug/L)	Carbon Disulfide (ug/L)	Carbon Tetrachloride (ug/L)	Chlorobenzene (ug/L)	Chloroethane (ug/L)
MCL/ GWPS							5		80	80			5	100	
8/3/10	1.00 U	10.00 U	5.00 U	5.00 U	5.00 U	10.00 U	1.00 U	1.00 U	1.00 U	5.00 U	1.00 U	1.00 U	1.00 U	1.00 U	1.00 U

Gude Landfill
Monitoring Location SW-1 - Volatile Organic Compounds

Printed 12/10/21

	Chloroform (ug/L)	Chloromethane (ug/L)	cis-1,2-Dichloroethene (ug/L)	cis-1,3-Dichloropropene (ug/L)	Dibromochloromethane (ug/L)	Ethylbenzene (ug/L)	m&p-Xylene (ug/L)	Methyl Iodide (ug/L)	Methylene Bromide (ug/L)	Methylene Chloride (ug/L)	o-Xylene (ug/L)	Styrene (ug/L)	Tetrachloroethene (ug/L)	Toluene (ug/L)	trans-1,2-Dichloroethene (ug/L)
MCL/ GWPS	80		70		80	700	10000			5	10000	100	5	1000	100
8/3/10	1.00 U	1.00 U	1.00	1.00 U	1.00 U	1.00 U	2.00 U	20.00 U	1.00 U	1.00 U	1.00 U	1.00 U	0.60 J	1.00 U	1.00 U

Gude Landfill Monitoring Location SW-1 - Volatile Organic Compounds

	trans-1,3-Dichloropropene (ug/L)	trans-1,4-Dichloro-2-butene (ug/L)	Trichloroethene (ug/L)	Trichlorofluoromethane (ug/L)	Vinyl Acetate (ug/L)	Vinyl Chloride (ug/L)
MCL/ GWPS			5			2
8/3/10	1.00 U	5.00 U	0.50 J	1.00 U	1.00 U	1.00 U

Gude Landfill
Monitoring Location SW-2 - General Parameters

Printed 12/10/21

	Cyanide, Total (mg/L)	Sulfide (mg/L)
MCL/ GWPS	0.2	
8/3/10	0.050 U	3.0 U

Gude Landfill
Monitoring Location SW-2 - Total Metals

Printed 12/10/21

	Antimony, total (mg/L)	Arsenic, total (mg/L)	Barium, total (mg/L)	Beryllium, total (mg/L)	Cadmium, total (mg/L)	Chromium, total (mg/L)	Cobalt, total (mg/L)	Copper, total (mg/L)	Lead, total (mg/L)	Mercury, total (mg/L)	Nickel, total (mg/L)	Selenium, total (mg/L)
MCL/ GWPS	0.006	0.01	2	0.004	0.005	0.1			0.015	0.002		0.05
8/3/10	0.0010 U	0.0008 J	0.0410	0.0010 U	0.0010 U	0.0010 U	0.0005 J	0.0008 J	0.00100 U	0.000200 U	0.0052	0.00100 U

Gude Landfill
Monitoring Location SW-2 - Total Metals

	Silver, total (mg/L)	Thallium, total (mg/L)	Tin, total (mg/L)	Vanadium, total (mg/L)	Zinc, total (mg/L)
MCL/ GWPS		0.002			
8/3/10	0.0010 U	0.0010 U	0.0050 U	0.00500 U	0.01200

Gude Landfill
Monitoring Location SW-2 - Volatile Organic Compounds

Printed 12/10/21

Compound Name (ug/L)	MCL/ GWPS	8/3/10
1,1,1,2-Tetrachloroethane (ug/L)		1.00 U
1,1,1-Trichloroethane (ug/L)	200	1.00 U
1,1,1,2,2-Tetrachloroethane (ug/L)		1.00 U
1,1,2-Trichloroethane (ug/L)	5	1.00 U
1,1-Dichloroethane (ug/L)		1.00 U
1,1-Dichloroethene (ug/L)	7	1.00 U
1,1,1-Dichloropropene (ug/L)		1.00 U
1,2,3-Trichloropropane (ug/L)		1.00 U
1,2-Dibromo-3-chloropropane (ug/L)	0.2	10.00 U
1,2-Dibromoethane (ug/L)	0.05	1.00 U
1,2-Dichlorobenzene (ug/L)	600	1.00 U
1,2-Dichloroethane (ug/L)	5	1.00 U
1,2-Dichloropropane (ug/L)	5	1.00 U
1,3-Dichloropropane (ug/L)		1.00 U
1,4-Dichlorobenzene (ug/L)	75	1.00 U

Gude Landfill
Monitoring Location SW-2 - Volatile Organic Compounds

Printed 12/10/21

	2,2-Dichloropropane (ug/L)	2-Butanone (ug/L)	2-Hexanone (ug/L)	4-Methyl-2-Pentanone (ug/L)	Acetone (ug/L)	Acrylonitrile (ug/L)	Benzene (ug/L)	Bromochloromethane (ug/L)	Bromodichloromethane (ug/L)	Bromoform (ug/L)	Bromomethane (ug/L)	Carbon Disulfide (ug/L)	Carbon Tetrachloride (ug/L)	Chlorobenzene (ug/L)	Chloroethane (ug/L)
MCL/ GWPS							5		80	80			5	100	
8/3/10	1.00 U	10.00 U	5.00 U	5.00 U	5.00 U	10.00 U	1.00 U	1.00 U	1.00 U	5.00 U	1.00 U	1.00 U	1.00 U	1.00 U	1.00 U

Gude Landfill
Monitoring Location SW-2 - Volatile Organic Compounds

Printed 12/10/21

	Chloroform (ug/L)	Chloromethane (ug/L)	cis-1,2-Dichloroethene (ug/L)	cis-1,3-Dichloropropene (ug/L)	Dibromochloromethane (ug/L)	Ethylbenzene (ug/L)	m&p-Xylene (ug/L)	Methyl Iodide (ug/L)	Methylene Bromide (ug/L)	Methylene Chloride (ug/L)	o-Xylene (ug/L)	Styrene (ug/L)	Tetrachloroethene (ug/L)	Toluene (ug/L)	trans-1,2-Dichloroethene (ug/L)
MCL/ GWPS	80		70		80	700	10000			5	10000	100	5	1000	100
8/3/10	1.00 U	1.00 U	1.00	1.00 U	1.00 U	1.00 U	2.00 U	20.00 U	1.00 U	1.00 U	1.00 U	1.00 U	1.00 U	1.00 U	1.00 U

Gude Landfill Monitoring Location SW-2 - Volatile Organic Compounds

	trans-1,3-Dichloropropene (ug/L)	trans-1,4-Dichloro-2-butene (ug/L)	Trichloroethene (ug/L)	Trichlorofluoromethane (ug/L)	Vinyl Acetate (ug/L)	Vinyl Chloride (ug/L)
MCL/ GWPS			5			2
8/3/10	1.00 U	5.00 U	1.00 U	1.00 U	1.00 U	1.00 U

Gude Landfill
Monitoring Location SW-3 - General Parameters

Printed 12/10/21

	Cyanide, Total (mg/L)	Sulfide (mg/L)
MCL/ GWPS	0.2	
8/3/10	0.050 U	3.0 U

Gude Landfill
Monitoring Location SW-3 - Total Metals

Printed 12/10/21

	Antimony, total (mg/L)	Arsenic, total (mg/L)	Barium, total (mg/L)	Beryllium, total (mg/L)	Cadmium, total (mg/L)	Chromium, total (mg/L)	Cobalt, total (mg/L)	Copper, total (mg/L)	Lead, total (mg/L)	Mercury, total (mg/L)	Nickel, total (mg/L)	Selenium, total (mg/L)
MCL/ GWPS	0.006	0.01	2	0.004	0.005	0.1			0.015	0.002		0.05
8/3/10	0.0010 U	0.0015	0.2300	0.0010 U	0.0010 U	0.0026	0.0390	0.0090	0.00130	0.000200 U	0.0560	0.00100 U

Gude Landfill
Monitoring Location SW-3 - Total Metals

	Silver, total (mg/L)	Thallium, total (mg/L)	Tin, total (mg/L)	Vanadium, total (mg/L)	Zinc, total (mg/L)
MCL/ GWPS		0.002			
8/3/10	0.0010 U	0.0010 U	0.0050 U	0.00260 J	0.01500

Gude Landfill
Monitoring Location SW-3 - Volatile Organic Compounds

Printed 12/10/21

	1,1,1,2-Tetrachloroethane (ug/L)	1,1,1-Trichloroethane (ug/L)	1,1,1,2,2-Tetrachloroethane (ug/L)	1,1,2-Trichloroethane (ug/L)	1,1-Dichloroethane (ug/L)	1,1-Dichloroethene (ug/L)	1,1-Dichloropropene (ug/L)	1,2,3-Trichloropropane (ug/L)	1,2-Dibromo-3-chloropropane (ug/L)	1,2-Dibromoethane (ug/L)	1,2-Dichlorobenzene (ug/L)	1,2-Dichloroethane (ug/L)	1,2-Dichloropropane (ug/L)	1,3-Dichloropropane (ug/L)	1,4-Dichlorobenzene (ug/L)
MCL/ GWPS		200		5		7			0.2	0.05	600	5	5		75
8/3/10	1.00 U	1.00 U	1.00 U	1.00 U	1.00 U	1.00 U	1.00 U	1.00 U	10.00 U	1.00 U	1.00 U	1.00 U	1.00 U	1.00 U	1.00 U

Gude Landfill
Monitoring Location SW-3 - Volatile Organic Compounds

Printed 12/10/21

	2,2-Dichloropropane (ug/L)	2-Butanone (ug/L)	2-Hexanone (ug/L)	4-Methyl-2-Pentanone (ug/L)	Acetone (ug/L)	Acrylonitrile (ug/L)	Benzene (ug/L)	Bromochloromethane (ug/L)	Bromodichloromethane (ug/L)	Bromoform (ug/L)	Bromomethane (ug/L)	Carbon Disulfide (ug/L)	Carbon Tetrachloride (ug/L)	Chlorobenzene (ug/L)	Chloroethane (ug/L)
MCL/ GWPS							5		80	80			5	100	
8/3/10	1.00 U	10.00 U	5.00 U	5.00 U	5.00 U	10.00 U	1.00 U	1.00 U	1.00 U	5.00 U	1.00 U	1.00 U	1.00 U	1.00 U	1.00 U

Gude Landfill
Monitoring Location SW-3 - Volatile Organic Compounds

Printed 12/10/21

	Chloroform (ug/L)	Chloromethane (ug/L)	cis-1,2-Dichloroethene (ug/L)	cis-1,3-Dichloropropene (ug/L)	Dibromochloromethane (ug/L)	Ethylbenzene (ug/L)	m&p-Xylene (ug/L)	Methyl Iodide (ug/L)	Methylene Bromide (ug/L)	Methylene Chloride (ug/L)	o-Xylene (ug/L)	Styrene (ug/L)	Tetrachloroethene (ug/L)	Toluene (ug/L)	trans-1,2-Dichloroethene (ug/L)
MCL/ GWPS	80		70		80	700	10000			5	10000	100	5	1000	100
8/3/10	1.00 U	1.00 U	1.00 U	1.00 U	1.00 U	1.00 U	2.00 U	20.00 U	1.00 U	1.00 U	1.00 U	1.00 U	1.00 U	1.00 U	1.00 U

Gude Landfill Monitoring Location SW-3 - Volatile Organic Compounds

	trans-1,3-Dichloropropene (ug/L)	trans-1,4-Dichloro-2-butene (ug/L)	Trichloroethene (ug/L)	Trichlorofluoromethane (ug/L)	Vinyl Acetate (ug/L)	Vinyl Chloride (ug/L)
MCL/ GWPS			5			2
8/3/10	1.00 U	5.00 U	1.00 U	1.00 U	1.00 U	1.00 U

Gude Landfill
Monitoring Location SW-4 - General Parameters

Printed 12/10/21

	Cyanide, Total (mg/L)	Sulfide (mg/L)
MCL/ GWPS	0.2	
8/3/10	0.050 U	3.0 U

Gude Landfill
Monitoring Location SW-4 - Total Metals

Printed 12/10/21

	Antimony, total (mg/L)	Arsenic, total (mg/L)	Barium, total (mg/L)	Beryllium, total (mg/L)	Cadmium, total (mg/L)	Chromium, total (mg/L)	Cobalt, total (mg/L)	Copper, total (mg/L)	Lead, total (mg/L)	Mercury, total (mg/L)	Nickel, total (mg/L)	Selenium, total (mg/L)
MCL/ GWPS	0.006	0.01	2	0.004	0.005	0.1			0.015	0.002		0.05
8/3/10	0.0010 U	0.0007 J	0.0560	0.0010 U	0.0010 U	0.0010 U	0.0008 J	0.0015	0.00100 U	0.000200 U	0.0066	0.00100 U

Gude Landfill
Monitoring Location SW-4 - Total Metals

	Silver, total (mg/L)	Thallium, total (mg/L)	Tin, total (mg/L)	Vanadium, total (mg/L)	Zinc, total (mg/L)
MCL/ GWPS		0.002			
8/3/10	0.0010 U	0.0010 U	0.0050 U	0.00500 U	0.01400

Gude Landfill
Monitoring Location SW-4 - Volatile Organic Compounds

Printed 12/10/21

	1,1,1,2-Tetrachloroethane (ug/L)	1,1,1-Trichloroethane (ug/L)	1,1,1,2,2-Tetrachloroethane (ug/L)	1,1,2-Trichloroethane (ug/L)	1,1-Dichloroethane (ug/L)	1,1-Dichloroethene (ug/L)	1,1-Dichloropropene (ug/L)	1,2,3-Trichloropropane (ug/L)	1,2-Dibromo-3-chloropropane (ug/L)	1,2-Dibromoethane (ug/L)	1,2-Dichlorobenzene (ug/L)	1,2-Dichloroethane (ug/L)	1,2-Dichloropropane (ug/L)	1,3-Dichloropropane (ug/L)	1,4-Dichlorobenzene (ug/L)
MCL/ GWPS		200		5		7			0.2	0.05	600	5	5		75
8/3/10	1.00 U	1.00 U	1.00 U	1.00 U	1.00 U	1.00 U	1.00 U	1.00 U	10.00 U	1.00 U	1.00 U	1.00 U	1.00 U	1.00 U	1.00 U

Gude Landfill
Monitoring Location SW-4 - Volatile Organic Compounds

Printed 12/10/21

	2,2-Dichloropropane (ug/L)	2-Butanone (ug/L)	2-Hexanone (ug/L)	4-Methyl-2-Pentanone (ug/L)	Acetone (ug/L)	Acrylonitrile (ug/L)	Benzene (ug/L)	Bromochloromethane (ug/L)	Bromodichloromethane (ug/L)	Bromoform (ug/L)	Bromomethane (ug/L)	Carbon Disulfide (ug/L)	Carbon Tetrachloride (ug/L)	Chlorobenzene (ug/L)	Chloroethane (ug/L)
MCL/ GWPS							5		80	80			5	100	
8/3/10	1.00 U	10.00 U	5.00 U	5.00 U	5.00 U	10.00 U	1.00 U	1.00 U	1.00 U	5.00 U	1.00 U	1.00 U	1.00 U	1.00 U	1.00 U

Gude Landfill
Monitoring Location SW-4 - Volatile Organic Compounds

Printed 12/10/21

	Chloroform (ug/L)	Chloromethane (ug/L)	cis-1,2-Dichloroethene (ug/L)	cis-1,3-Dichloropropene (ug/L)	Dibromochloromethane (ug/L)	Ethylbenzene (ug/L)	m&p-Xylene (ug/L)	Methyl Iodide (ug/L)	Methylene Bromide (ug/L)	Methylene Chloride (ug/L)	o-Xylene (ug/L)	Styrene (ug/L)	Tetrachloroethene (ug/L)	Toluene (ug/L)	trans-1,2-Dichloroethene (ug/L)
MCL/ GWPS	80		70		80	700	10000			5	10000	100	5	1000	100
8/3/10	1.00 U	1.00 U	1.00 U	1.00 U	1.00 U	1.00 U	2.00 U	20.00 U	1.00 U	1.00 U	1.00 U	1.00 U	1.00 U	1.00 U	1.00 U

Gude Landfill Monitoring Location SW-4 - Volatile Organic Compounds

	trans-1,3-Dichloropropene (ug/L)	trans-1,4-Dichloro-2-butene (ug/L)	Trichloroethene (ug/L)	Trichlorofluoromethane (ug/L)	Vinyl Acetate (ug/L)	Vinyl Chloride (ug/L)
MCL/ GWPS			5			2
8/3/10	1.00 U	5.00 U	1.00 U	1.00 U	1.00 U	1.00 U

Gude Landfill
Monitoring Location SW-5 - General Parameters

Printed 12/10/21

	Cyanide, Total (mg/L)	Sulfide (mg/L)
MCL/ GWPS	0.2	
8/3/10	0.050 U	3.0 U

Gude Landfill
Monitoring Location SW-5 - Total Metals

Printed 12/10/21

	Antimony, total (mg/L)	Arsenic, total (mg/L)	Barium, total (mg/L)	Beryllium, total (mg/L)	Cadmium, total (mg/L)	Chromium, total (mg/L)	Cobalt, total (mg/L)	Copper, total (mg/L)	Lead, total (mg/L)	Mercury, total (mg/L)	Nickel, total (mg/L)	Selenium, total (mg/L)
MCL/ GWPS	0.006	0.01	2	0.004	0.005	0.1			0.015	0.002		0.05
8/3/10	0.0010 U	0.0006 J	0.0370	0.0010 U	0.0010 U	0.0006 J	0.0010 U	0.0014	0.00100 U	0.000200 U	0.0026	0.00100 U

Gude Landfill
Monitoring Location SW-5 - Total Metals

	Silver, total (mg/L)	Thallium, total (mg/L)	Tin, total (mg/L)	Vanadium, total (mg/L)	Zinc, total (mg/L)
MCL/ GWPS		0.002			
8/3/10	0.0010 U	0.0010 U	0.0050 U	0.00500 U	0.01300

Gude Landfill

Printed 12/10/21

Monitoring Location SW-5 - Volatile Organic Compounds

Compound	MCL/ GWPS	8/3/10
1,1,1,2-Tetrachloroethane (ug/L)		1.00 U
1,1,1-Trichloroethane (ug/L)	200	1.00 U
1,1,1,2,2-Tetrachloroethane (ug/L)		1.00 U
1,1,2-Trichloroethane (ug/L)	5	1.00 U
1,1-Dichloroethane (ug/L)		1.00 U
1,1-Dichloroethene (ug/L)	7	1.00 U
1,1,1-Dichloropropene (ug/L)		1.00 U
1,2,3-Trichloropropane (ug/L)		1.00 U
1,2-Dibromo-3-chloropropane (ug/L)	0.2	10.00 U
1,2-Dibromoethane (ug/L)	0.05	1.00 U
1,2-Dichlorobenzene (ug/L)	600	1.00 U
1,2-Dichloroethane (ug/L)	5	1.00 U
1,2-Dichloropropane (ug/L)	5	1.00 U
1,3-Dichloropropane (ug/L)		1.00 U
1,4-Dichlorobenzene (ug/L)	75	1.00 U

Gude Landfill
Monitoring Location SW-5 - Volatile Organic Compounds

Printed 12/10/21

	2,2-Dichloropropane (ug/L)	2-Butanone (ug/L)	2-Hexanone (ug/L)	4-Methyl-2-Pentanone (ug/L)	Acetone (ug/L)	Acrylonitrile (ug/L)	Benzene (ug/L)	Bromochloromethane (ug/L)	Bromodichloromethane (ug/L)	Bromoform (ug/L)	Bromomethane (ug/L)	Carbon Disulfide (ug/L)	Carbon Tetrachloride (ug/L)	Chlorobenzene (ug/L)	Chloroethane (ug/L)
MCL/ GWPS							5		80	80			5	100	
8/3/10	1.00 U	10.00 U	5.00 U	5.00 U	5.00 U	10.00 U	1.00 U	1.00 U	1.00 U	5.00 U	1.00 U	1.00 U	1.00 U	1.00 U	1.00 U

Gude Landfill
Monitoring Location SW-5 - Volatile Organic Compounds

Printed 12/10/21

	Chloroform (ug/L)	Chloromethane (ug/L)	cis-1,2-Dichloroethene (ug/L)	cis-1,3-Dichloropropene (ug/L)	Dibromochloromethane (ug/L)	Ethylbenzene (ug/L)	m&p-Xylene (ug/L)	Methyl Iodide (ug/L)	Methylene Bromide (ug/L)	Methylene Chloride (ug/L)	o-Xylene (ug/L)	Styrene (ug/L)	Tetrachloroethene (ug/L)	Toluene (ug/L)	trans-1,2-Dichloroethene (ug/L)
MCL/ GWPS	80		70		80	700	10000			5	10000	100	5	1000	100
8/3/10	1.00 U	1.00 U	1.00 U	1.00 U	1.00 U	1.00 U	2.00 U	20.00 U	1.00 U	1.00 U	1.00 U	1.00 U	1.00 U	1.00 U	1.00 U

Gude Landfill Monitoring Location SW-5 - Volatile Organic Compounds

	trans-1,3-Dichloropropene (ug/L)	trans-1,4-Dichloro-2-butene (ug/L)	Trichloroethene (ug/L)	Trichlorofluoromethane (ug/L)	Vinyl Acetate (ug/L)	Vinyl Chloride (ug/L)
MCL/ GWPS			5			2
8/3/10	1.00 U	5.00 U	1.00 U	1.00 U	1.00 U	1.00 U