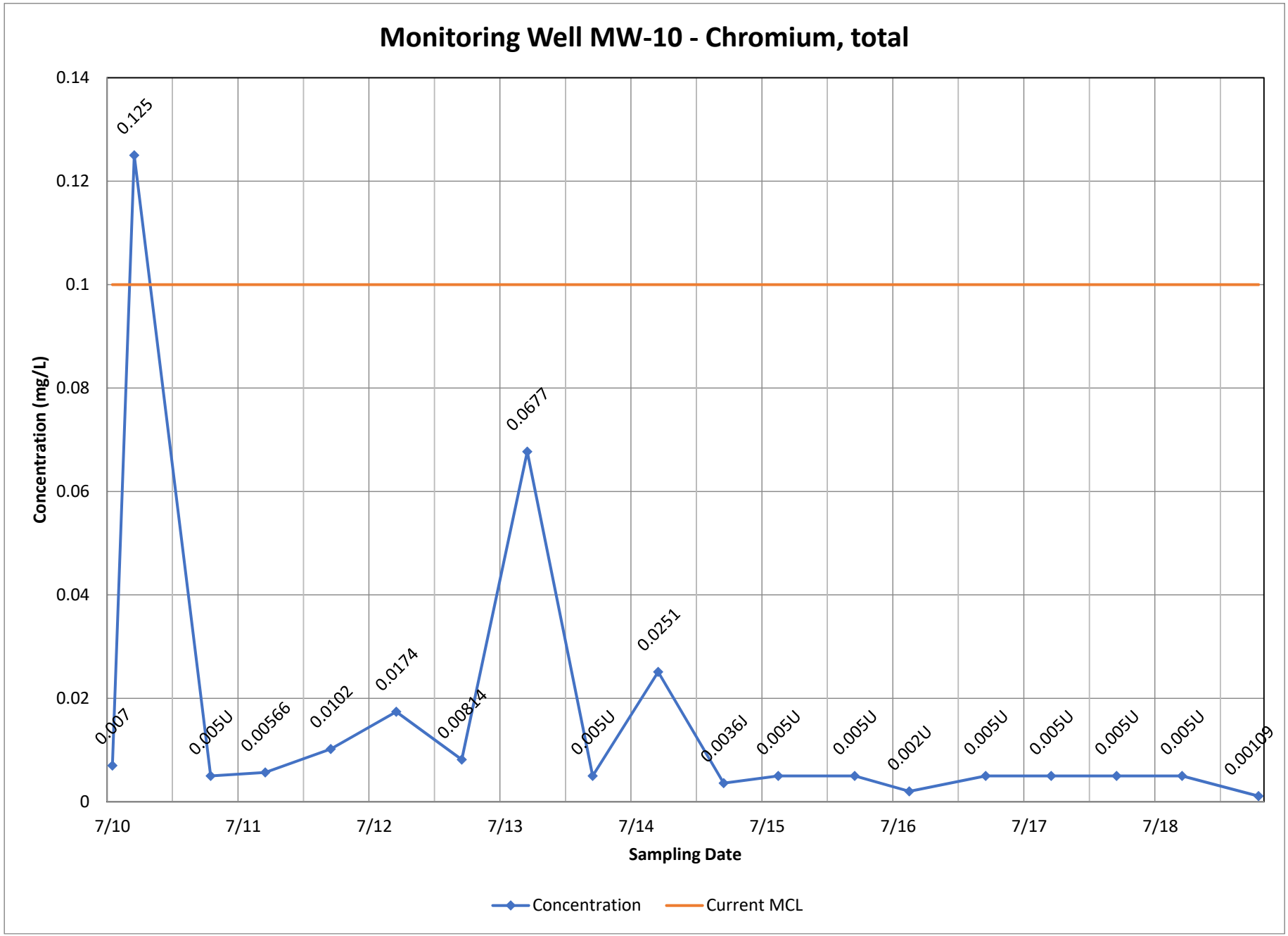
Monitoring Well MW-10 - Chromium, total
Concentration (mg/L)
0.14
0.12
0.1
0.08
0.06
0.04
0.02
0
0.125
0.007
0.005U
0.00566
0.0102
0.0174
0.00814
0.0677
0.005U
0.0251
0.0036J
0.005U
0.005U
0.002U
0.005U
0.005U
0.005U
0.005U
0.00109
7/10
7/11
7/12
7/13
7/14
7/15
7/16
7/17
7/18
Sampling Date
Concentration
Current MCL

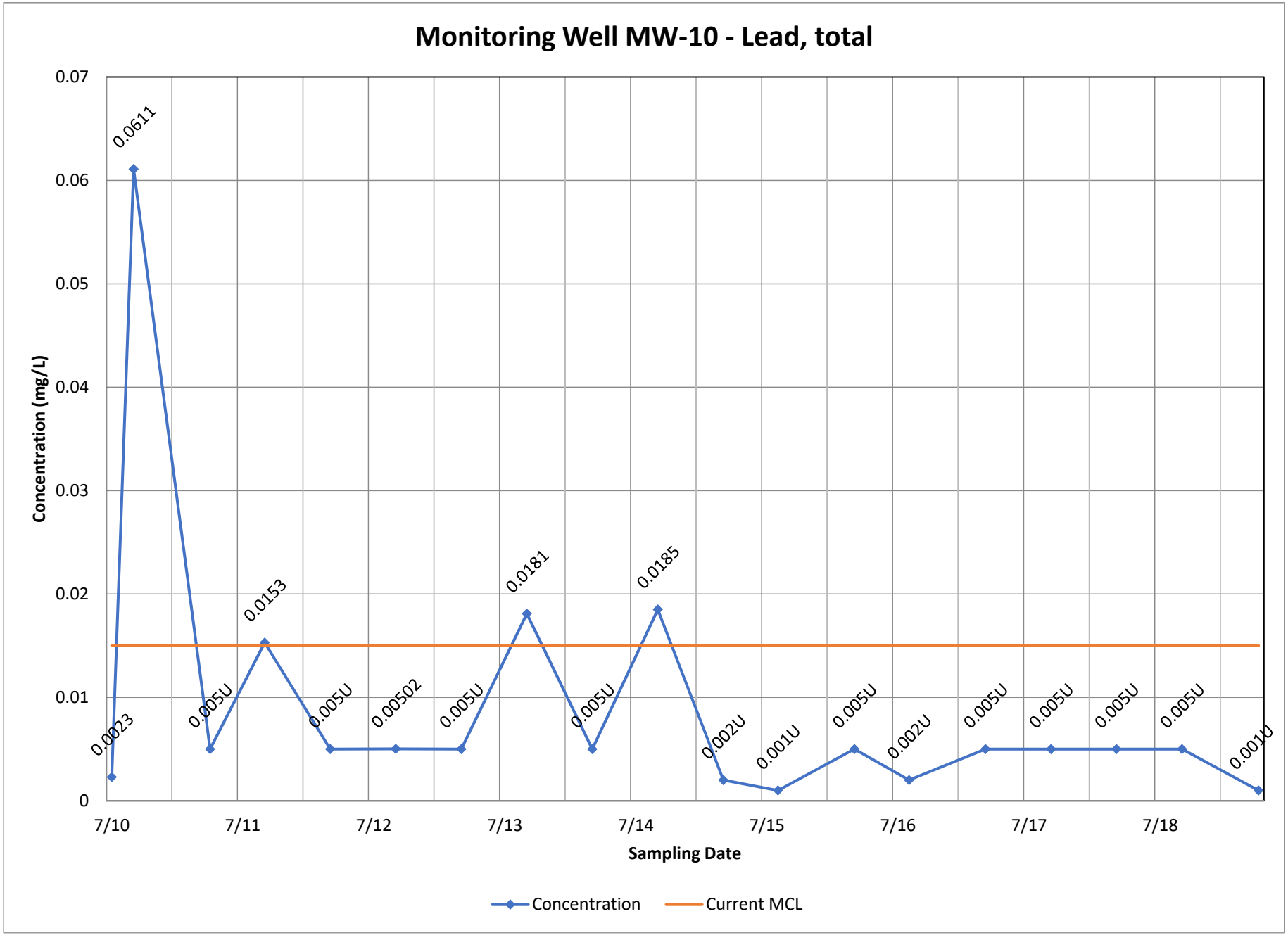
Monitoring Well MW-10 - Lead, total
Concentration (mg/L)
0.07
0.06
0.05
0.04
0.03
0.02
0.01
0
0.0611
0.0023
0.005U
0.0153
0.005U
0.00502
0.005U
0.0181
0.005U
0.0185
0.002U
0.001U
0.005U
0.002U
0.005U
0.005U
0.005U
0.005U
0.001U
7/10
7/11
7/12
7/13
7/14
7/15
7/16
7/17
7/18
Sampling Date
Concentration
Current MCL

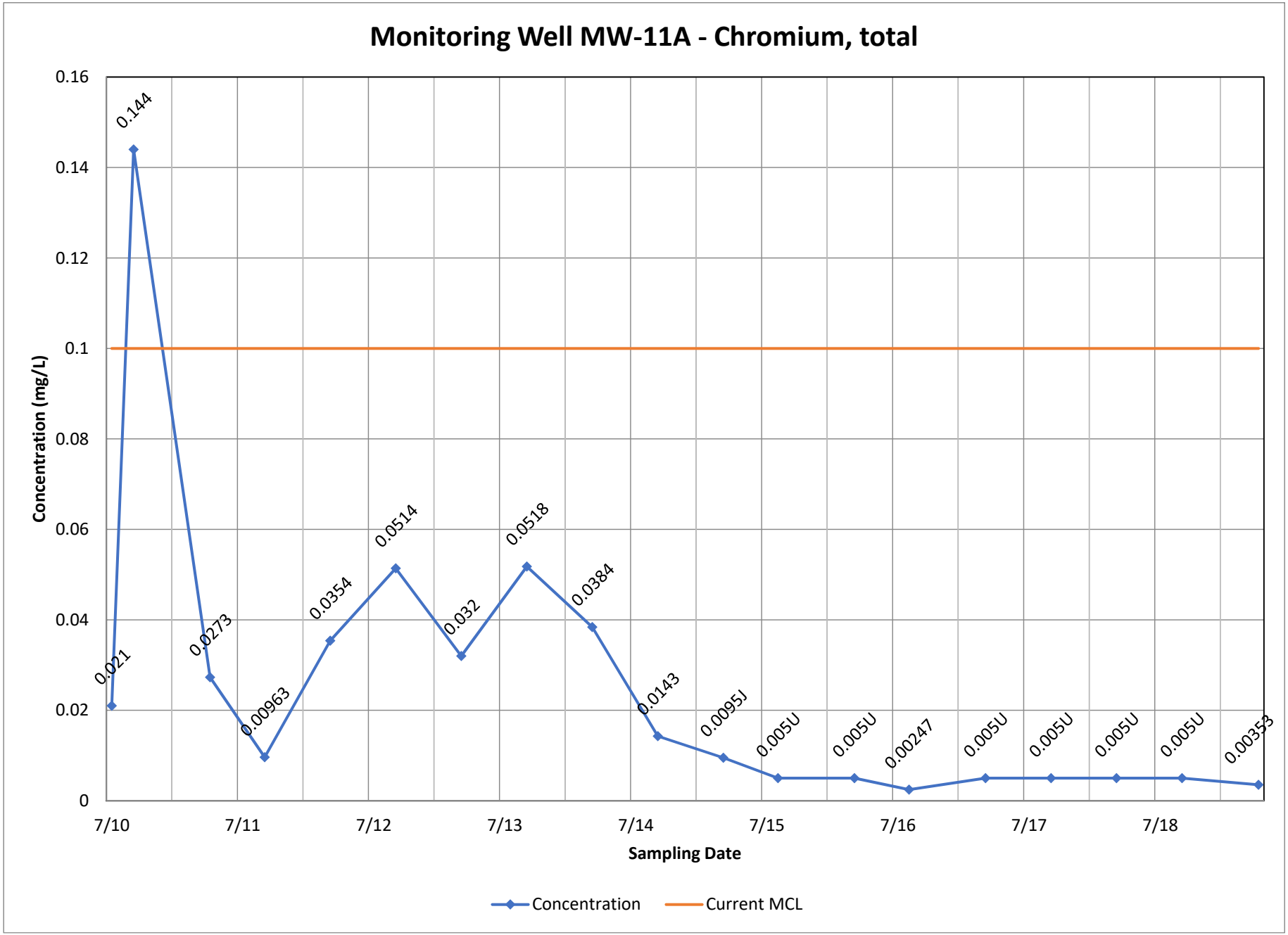
Monitoring Well MW-11A - Chromium, total
Concentration (mg/L)
0.16
0.14
0.12
0.1
0.08
0.06
0.04
0.02
0
0.144
0.021
0.0273
0.00963
0.0354
0.0514
0.032
0.0518
0.0384
0.0143
0.0095J
0.005U
0.005U
0.00247
0.005U
0.005U
0.005U
0.005U
0.00353
7/10
7/11
7/12
7/13
7/14
7/15
7/16
7/17
7/18
Sampling Date
Concentration
Current MCL

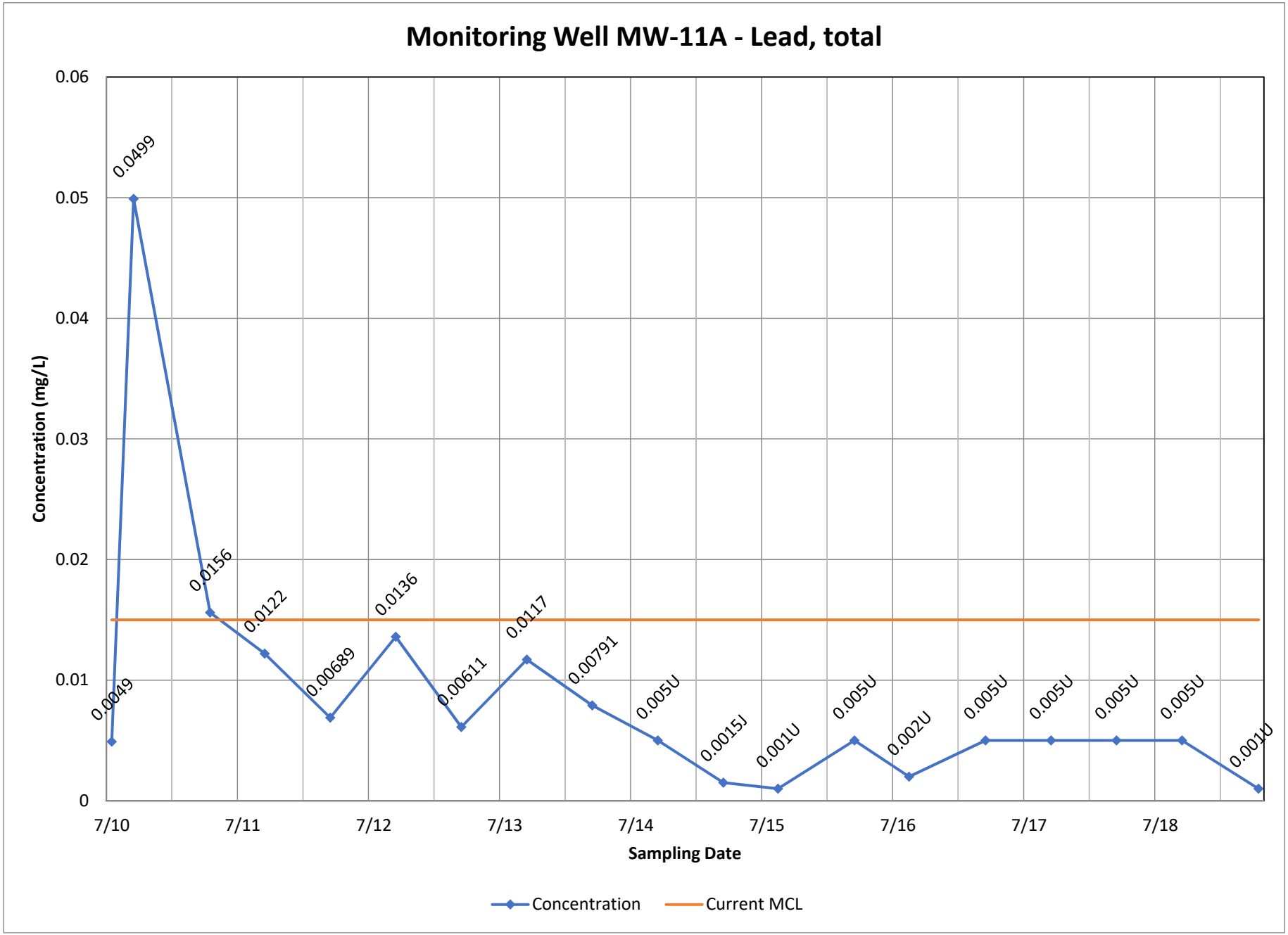
Monitoring Well MW-11A - Lead, total
Concentration (mg/L)
0.06
0.05
0.04
0.03
0.02
0.01
0
0.0499
0.0049
0.0156
0.0122
0.00689
0.0136
0.00611
0.0117
0.00791
0.005U
0.0015J
0.001U
0.005U
0.002U
0.005U
0.005U
0.005U
0.005U
0.001U
7/10
7/11
7/12
7/13
7/14
7/15
7/16
7/17
7/18
Sampling Date
Concentration
Current MCL

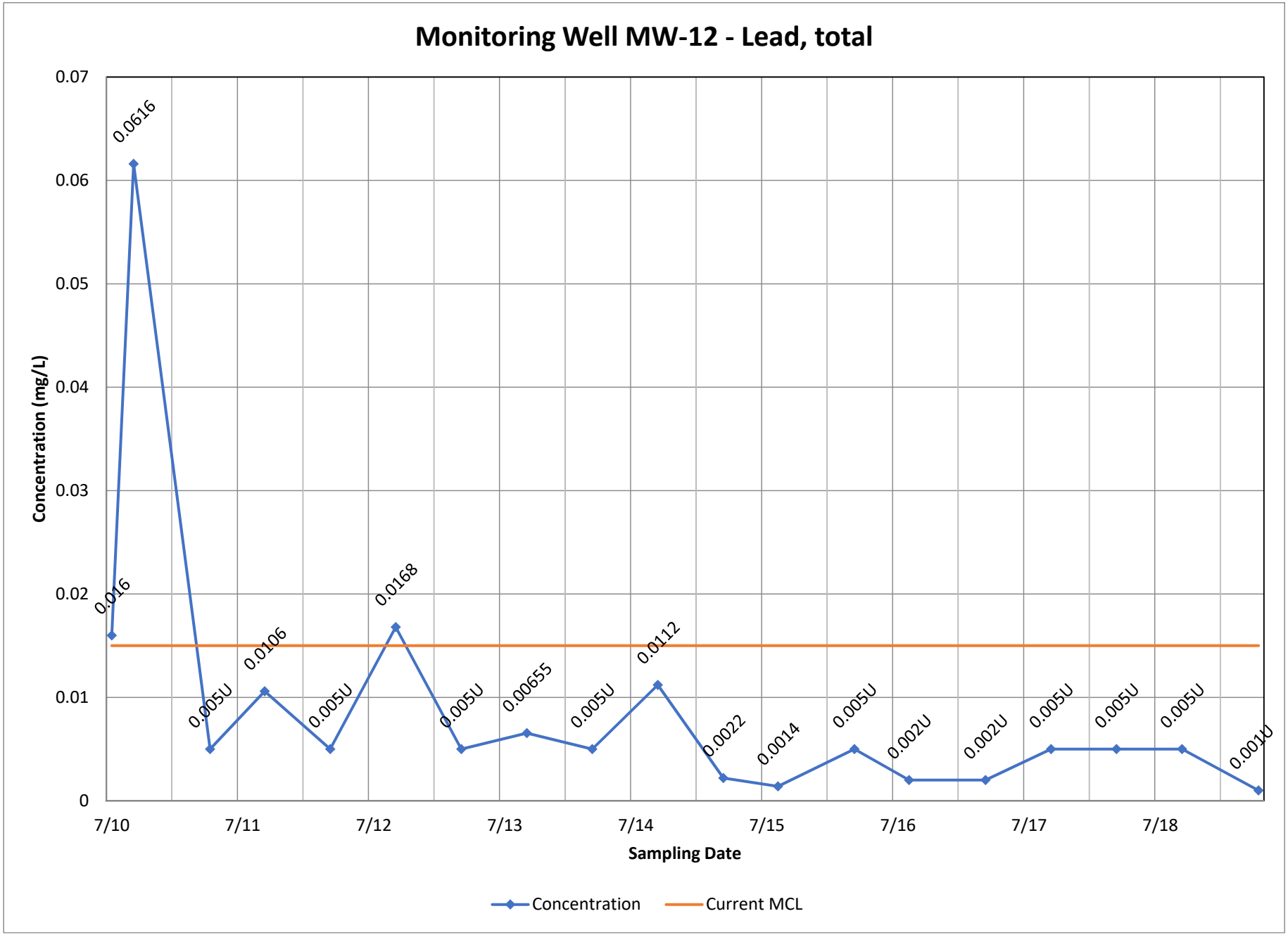
Monitoring Well MW-12 - Lead, total
Concentration (mg/L)
0.07
0.06
0.05
0.04
0.03
0.02
0.01
0
0.0616
0.016
0.005U
0.0106
0.005U
0.0168
0.005U
0.00655
0.005U
0.0112
0.0022
0.0014
0.005U
0.002U
0.002U
0.005U
0.005U
0.005U
0.001U
7/10
7/11
7/12
7/13
7/14
7/15
7/16
7/17
7/18
Sampling Date
Concentration
Current MCL

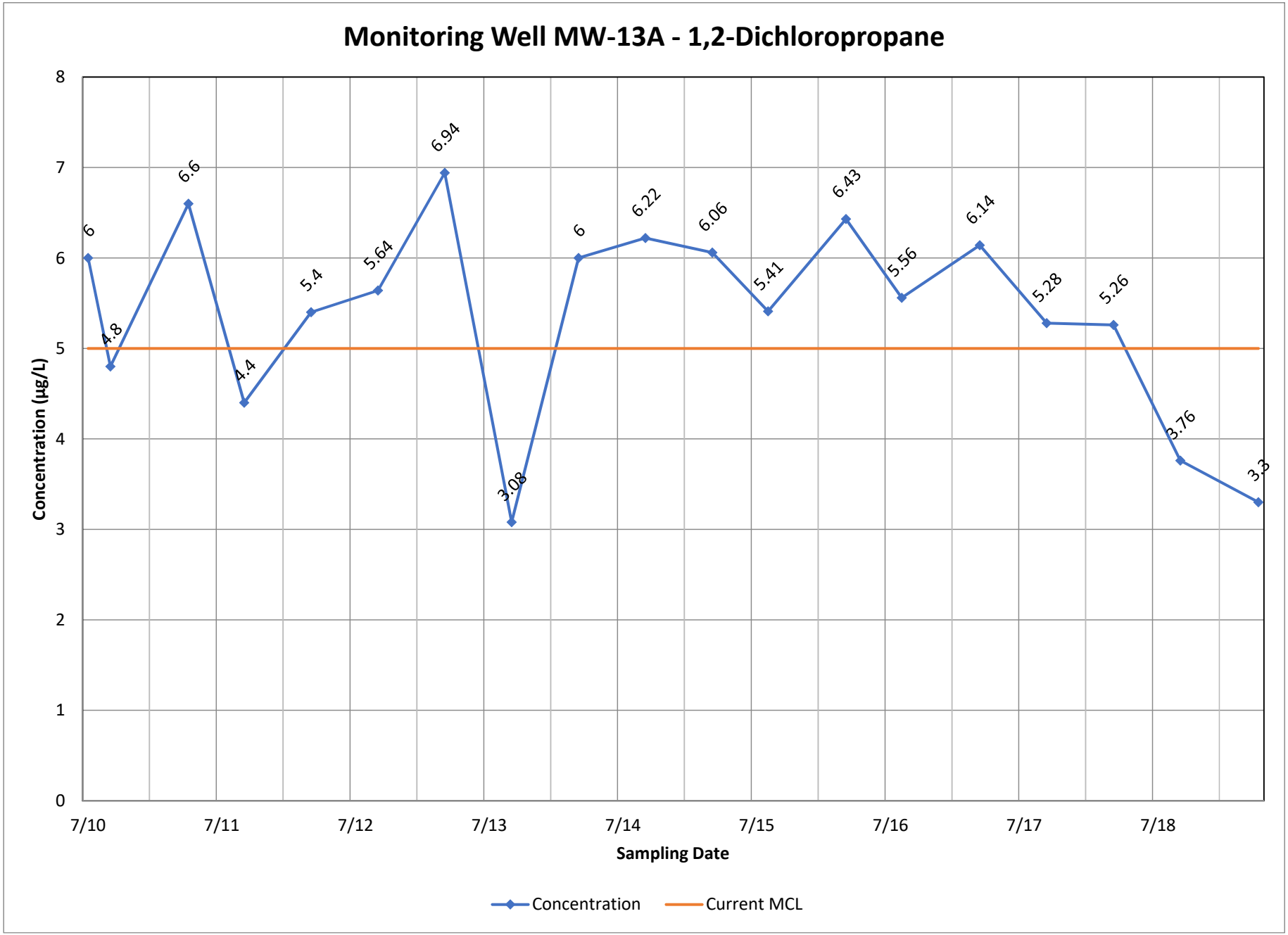
Monitoring Well MW-13A - 1,2-Dichloropropane
Concentration (µg/L)
8
7
6
5
4
3
2
1
0
6
4.8
6.6
4.4
5.4
5.64
6.94
3.08
6
6.22
6.06
5.41
6.43
5.56
6.14
5.28
5.26
3.76
3.3
7/10
7/11
7/12
7/13
7/14
7/15
7/16
7/17
7/18
Sampling Date
Concentration
Current MCL

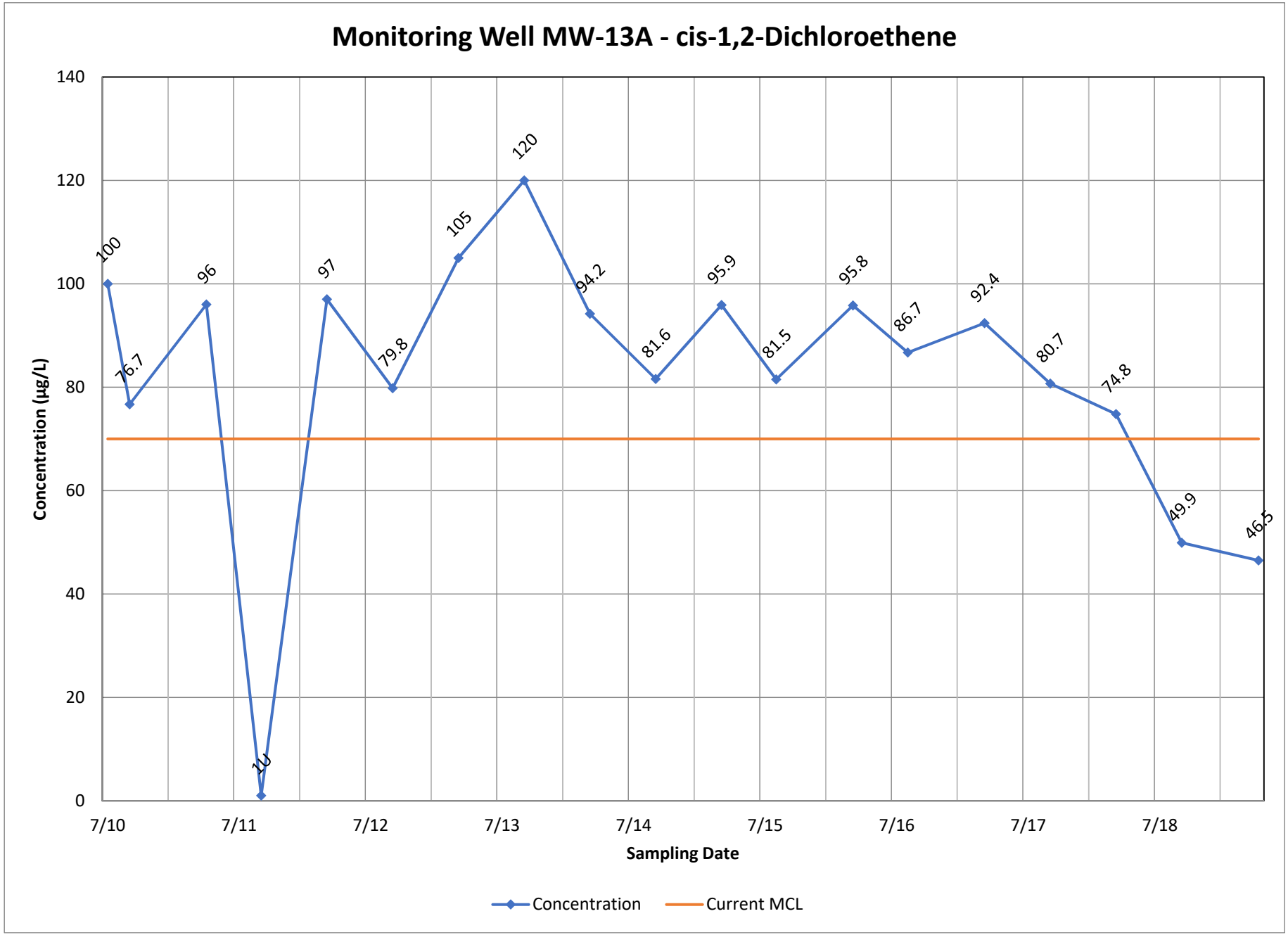
Monitoring Well MW-13A - cis-1,2-Dichloroethene
Concentration (µg/L)
140
120
100
80
60
40
20
0
7/10
7/11
7/12
7/13
7/14
7/15
7/16
7/17
7/18
Sampling Date
100
76.7
96
1U
97
79.8
105
120
94.2
81.6
95.9
81.5
95.8
86.7
92.4
80.7
74.8
49.9
46.5
Concentration
Current MCL

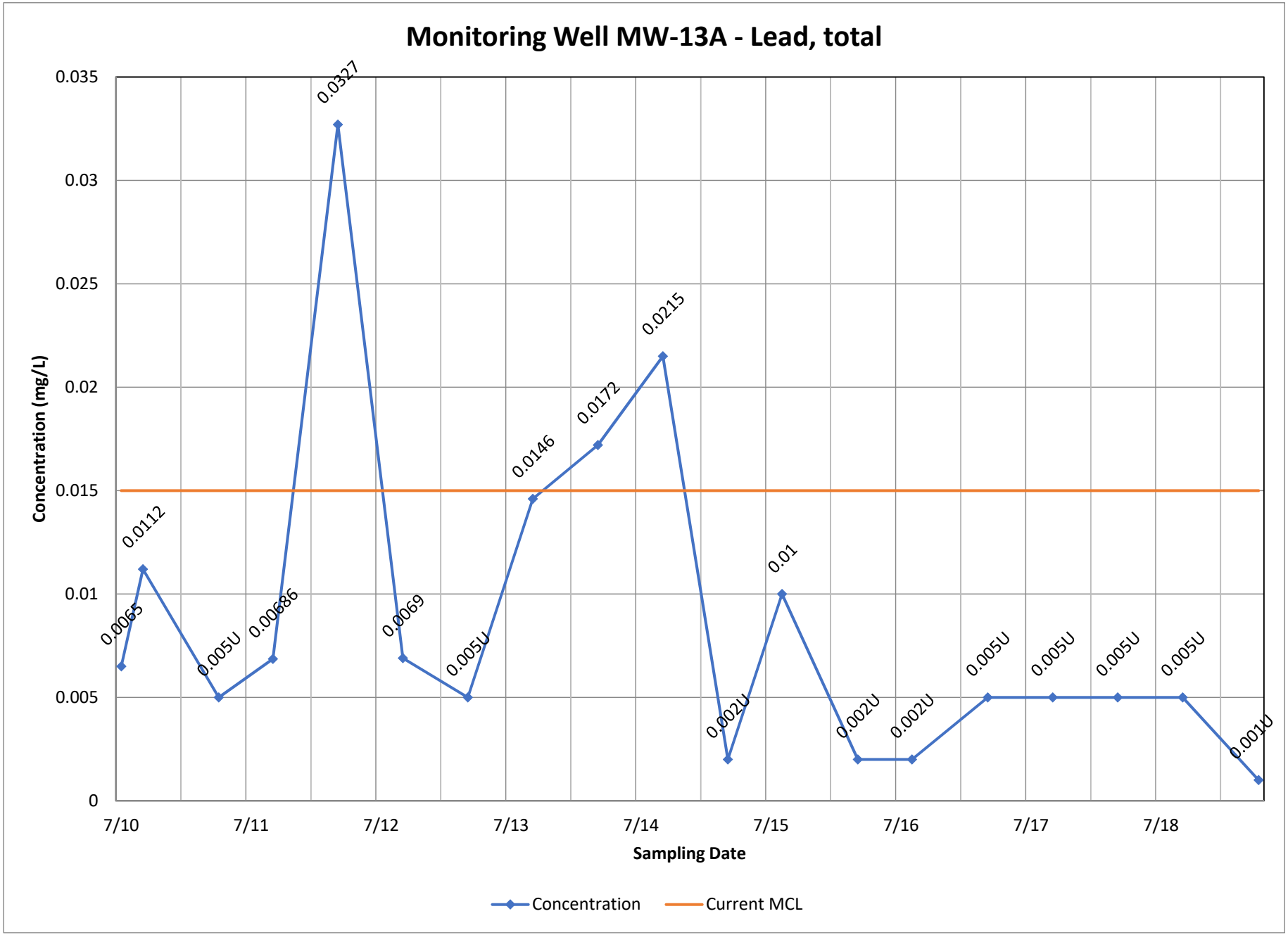
Monitoring Well MW-13A - Lead, total
Concentration (mg/L)
0.035
0.03
0.025
0.02
0.015
0.01
0.005
0
0.0065
0.0112
0.005U
0.00686
0.0327
0.0069
0.005U
0.0146
0.0172
0.0215
0.002U
0.01
0.002U
0.002U
0.005U
0.005U
0.005U
0.005U
0.001U
7/10
7/11
7/12
7/13
7/14
7/15
7/16
7/17
7/18
Sampling Date
Concentration
Current MCL

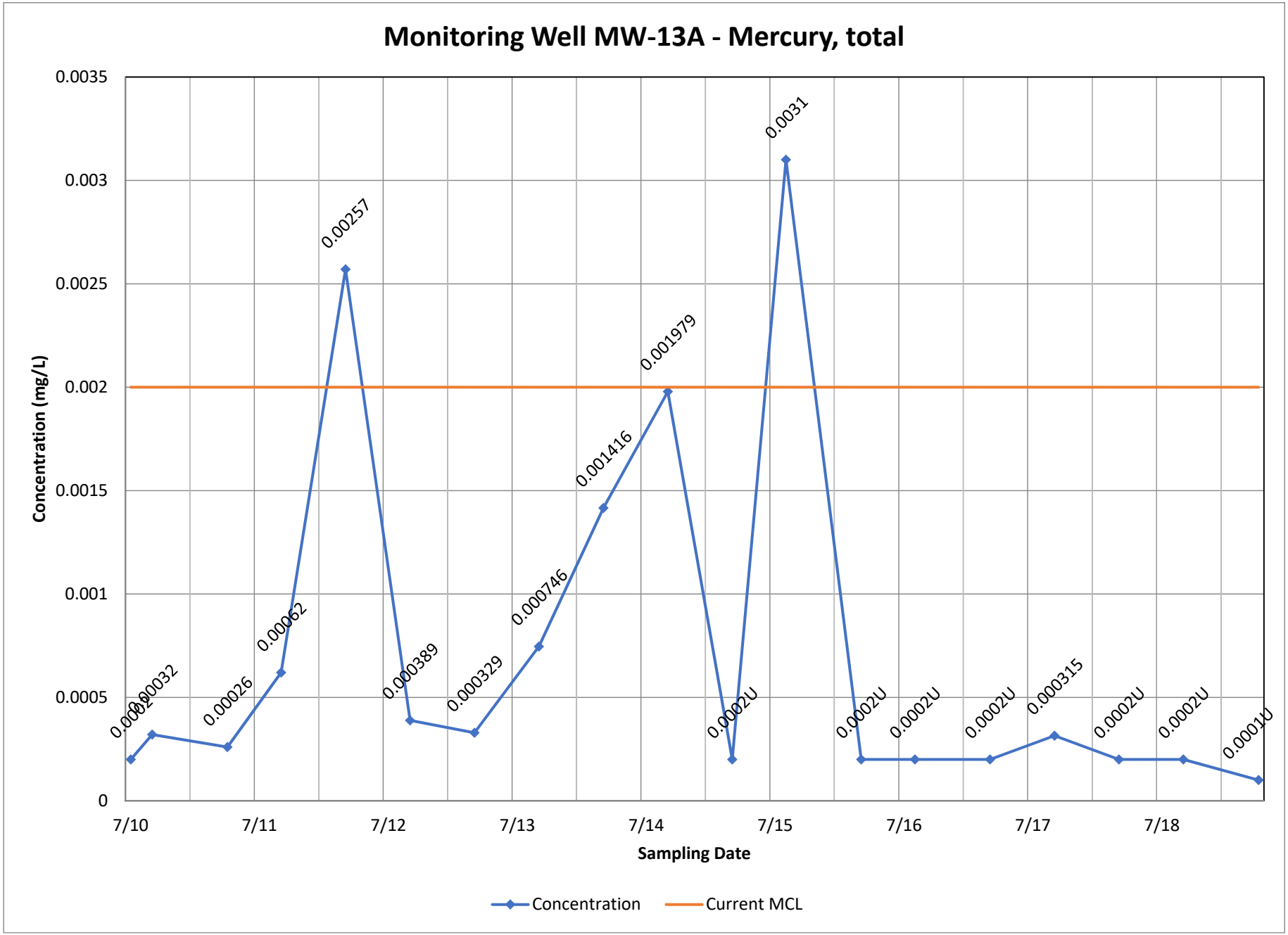
Monitoring Well MW-13A - Mercury, total
Concentration (mg/L)
0.0035
0.003
0.0025
0.002
0.0015
0.001
0.0005
0
7/10
7/11
7/12
7/13
7/14
7/15
7/16
7/17
7/18
Sampling Date
0.00032
0.00026
0.00062
0.00257
0.000389
0.000329
0.000746
0.001416
0.001979
0.0002U
0.0031
0.0002U
0.0002U
0.0002U
0.000315
0.0002U
0.0002U
0.0001U
Concentration
Current MCL

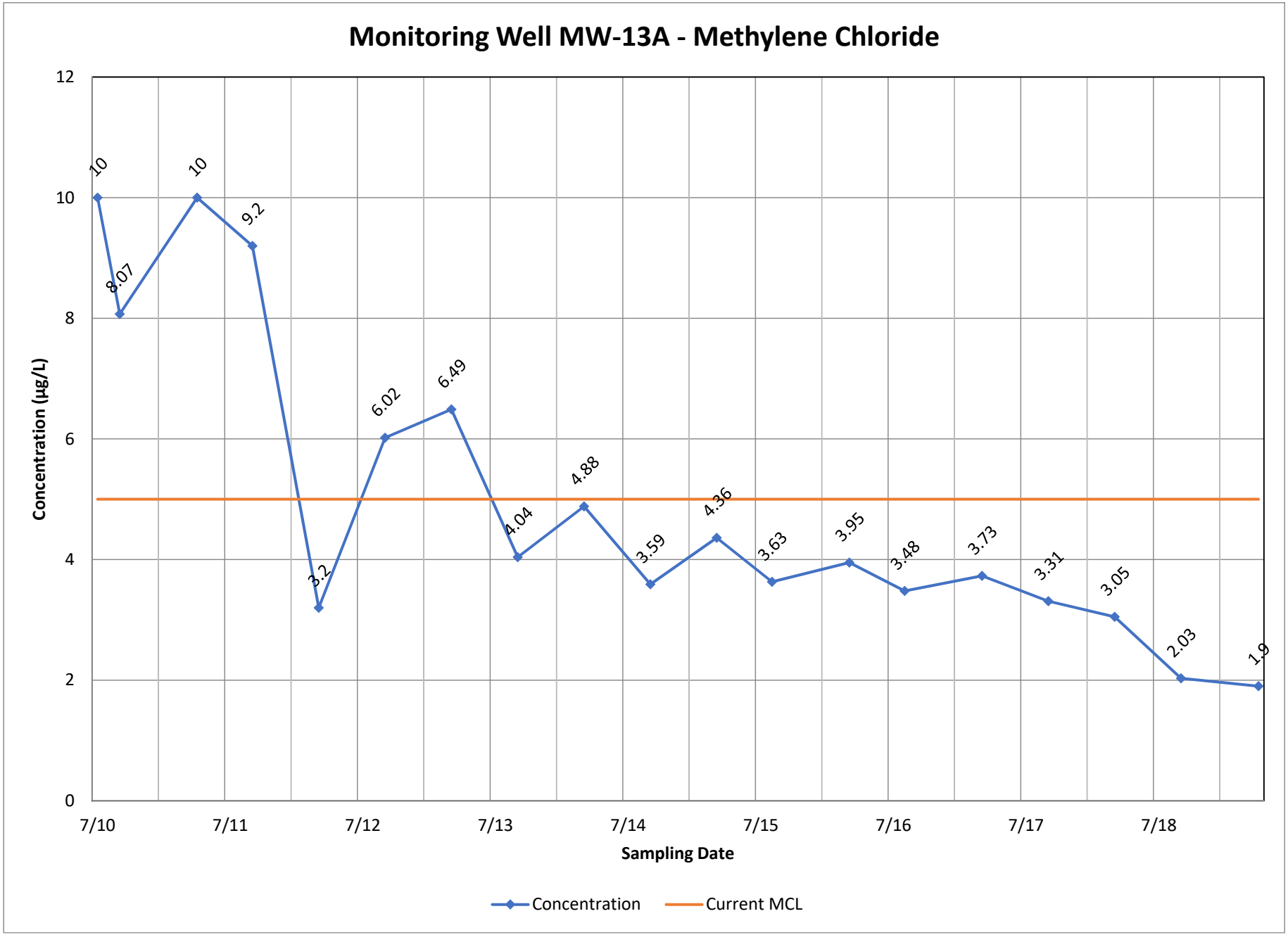
Monitoring Well MW-13A - Methylene Chloride
Concentration (µg/L)
12
10
8
6
4
2
0
10
8.07
10
9.2
3.2
6.02
6.49
4.04
4.88
3.59
4.36
3.63
3.95
3.48
3.73
3.31
3.05
2.03
1.9
7/10
7/11
7/12
7/13
7/14
7/15
7/16
7/17
7/18
Sampling Date
Concentration
Current MCL

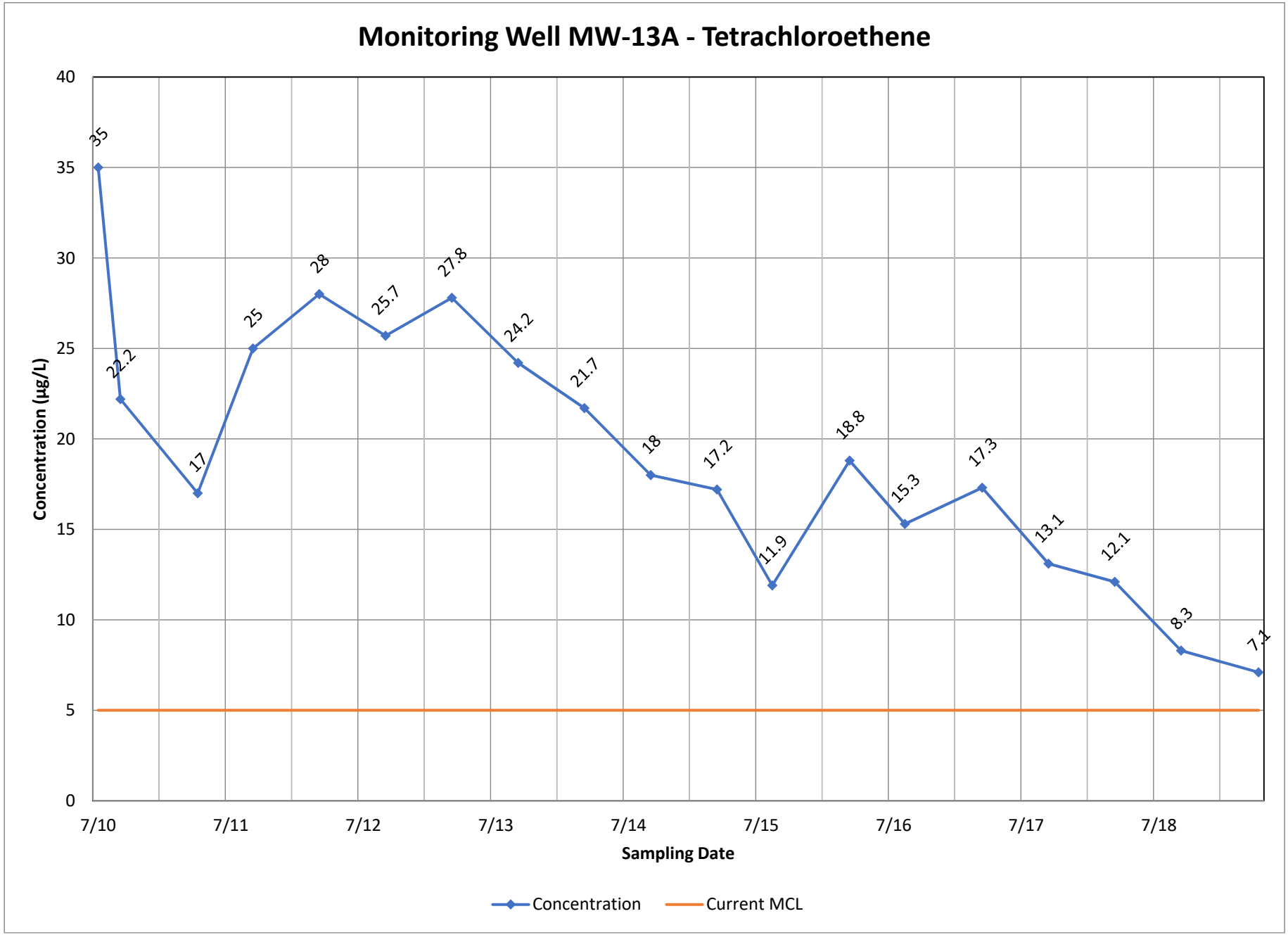
Monitoring Well MW-13A - Tetrachloroethene
Concentration (µg/L)
40
35
30
25
20
15
10
5
0
35
22.2
17
25
28
25.7
27.8
24.2
21.7
18
17.2
11.9
18.8
15.3
17.3
13.1
12.1
8.3
7.1
7/10
7/11
7/12
7/13
7/14
7/15
7/16
7/17
7/18
Sampling Date
Concentration
Current MCL

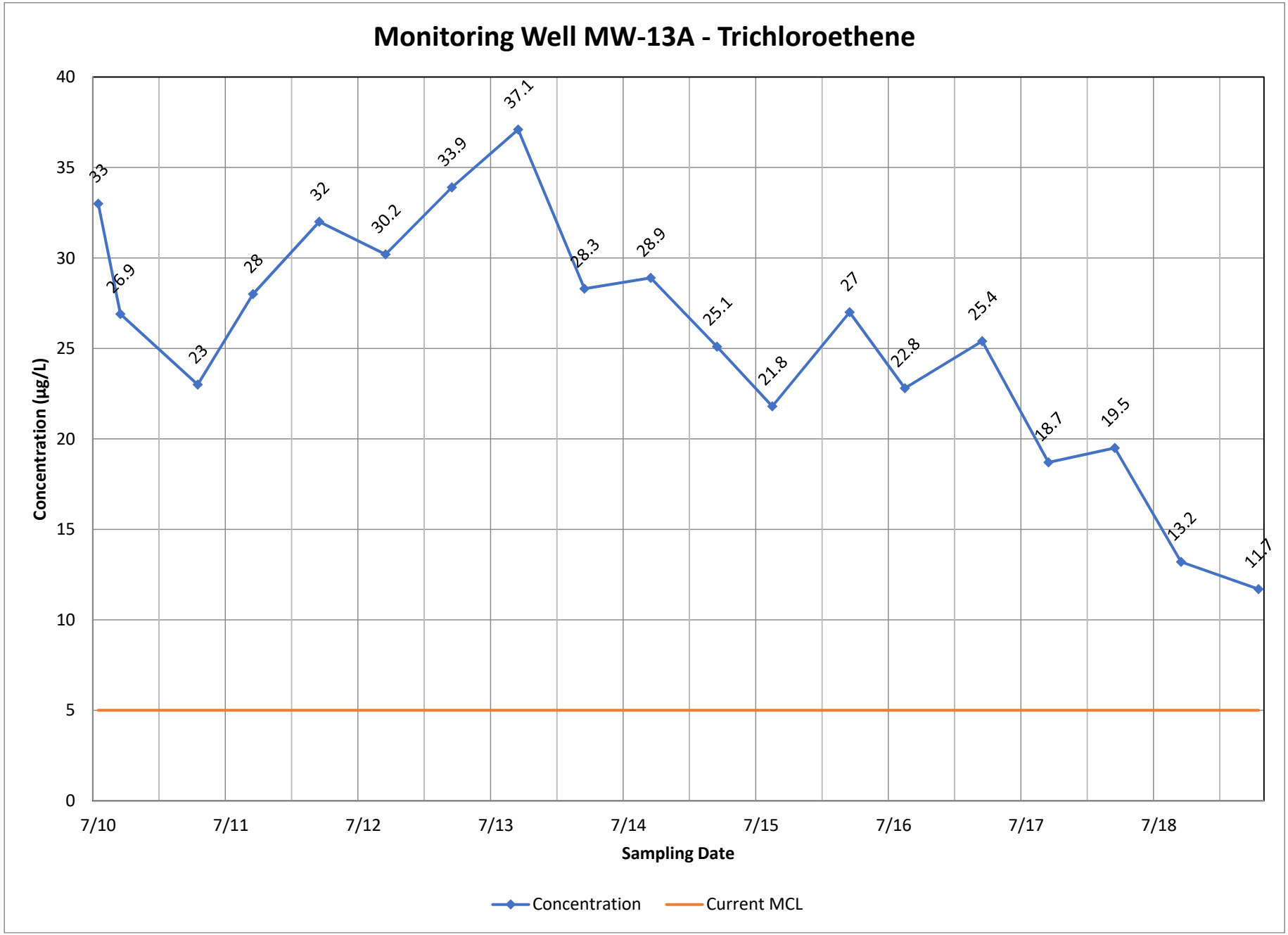
Monitoring Well MW-13A - Trichloroethene
Concentration (µg/L)
40
35
30
25
20
15
10
5
0
33
26.9
23
28
32
30.2
33.9
37.1
28.3
28.9
25.1
21.8
27
22.8
25.4
18.7
19.5
13.2
11.7
7/10
7/11
7/12
7/13
7/14
7/15
7/16
7/17
7/18
Sampling Date
Concentration
Current MCL

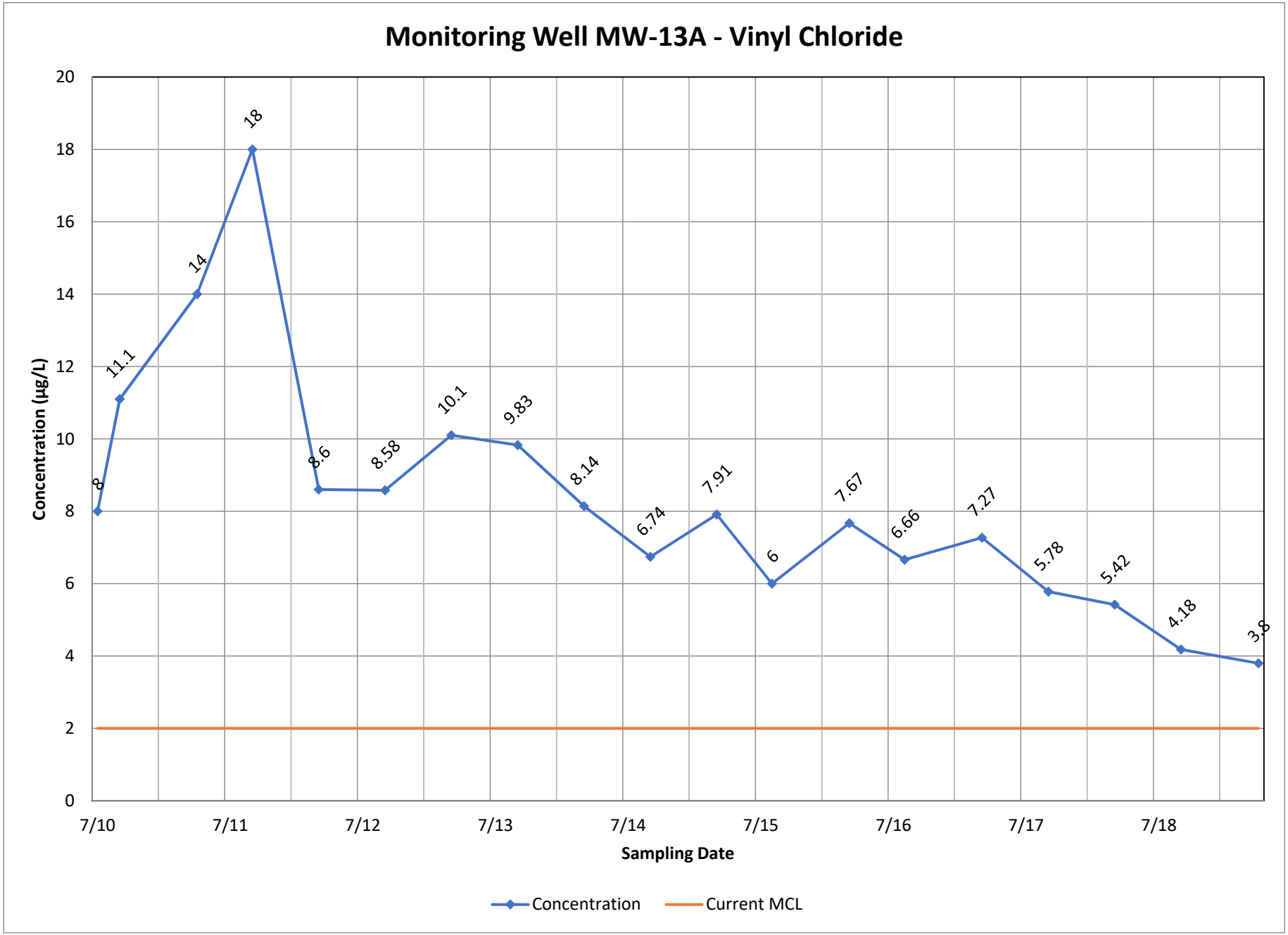
Monitoring Well MW-13A - Vinyl Chloride
Concentration (µg/L)
20
18
16
14
12
10
8
6
4
2
0
8
11.1
14
18
8.6
8.58
10.1
9.83
8.14
6.74
7.91
6
7.67
6.66
7.27
5.78
5.42
4.18
3.8
7/10
7/11
7/12
7/13
7/14
7/15
7/16
7/17
7/18
Sampling Date
Concentration
Current MCL

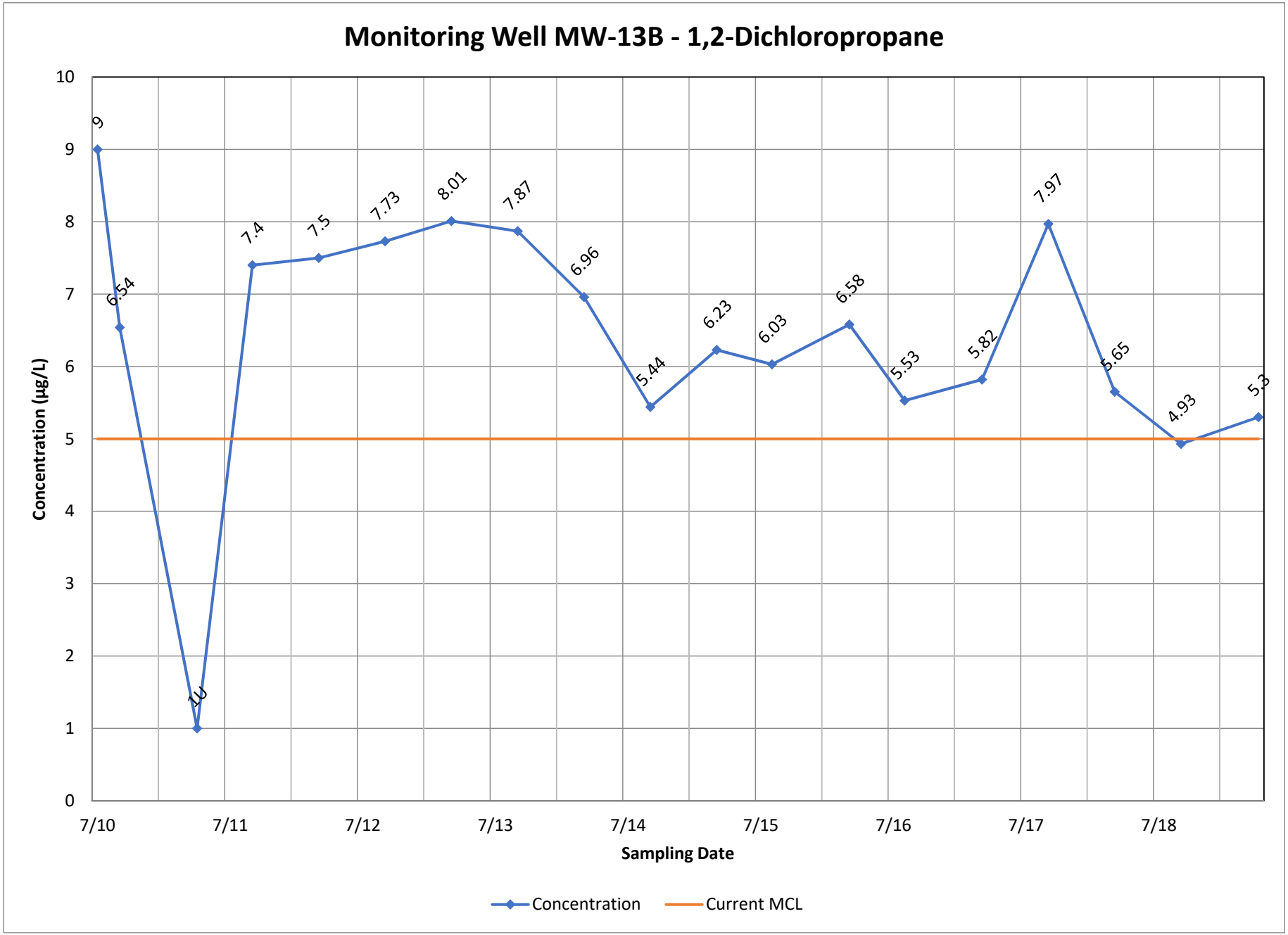
Monitoring Well MW-13B - 1,2-Dichloropropane
Concentration (µg/L)
Sampling Date
10
9
8
7
6
5
4
3
2
1
0
7/10
7/11
7/12
7/13
7/14
7/15
7/16
7/17
7/18
9
6.54
1U
7.4
7.5
7.73
8.01
7.87
6.96
5.44
6.23
6.03
6.58
5.53
5.82
7.97
5.65
4.93
5.3
Concentration
Current MCL

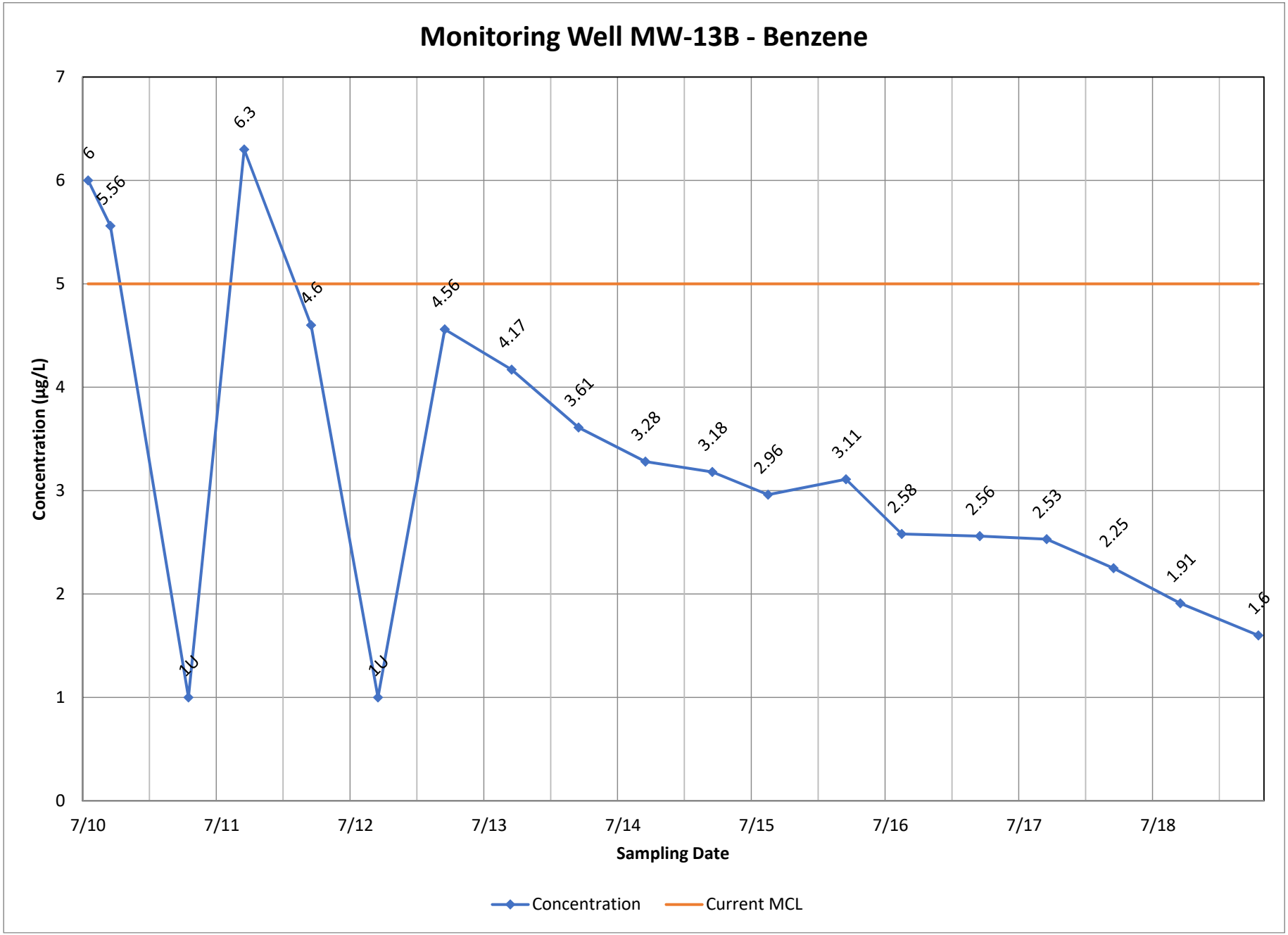
Monitoring Well MW-13B - Benzene
Concentration (µg/L)
Sampling Date
7/10
7/11
7/12
7/13
7/14
7/15
7/16
7/17
7/18
0
1
2
3
4
5
6
7
6
5.56
1U
6.3
4.6
1U
4.56
4.17
3.61
3.28
3.18
2.96
3.11
2.58
2.56
2.53
2.25
1.91
1.6
Concentration
Current MCL

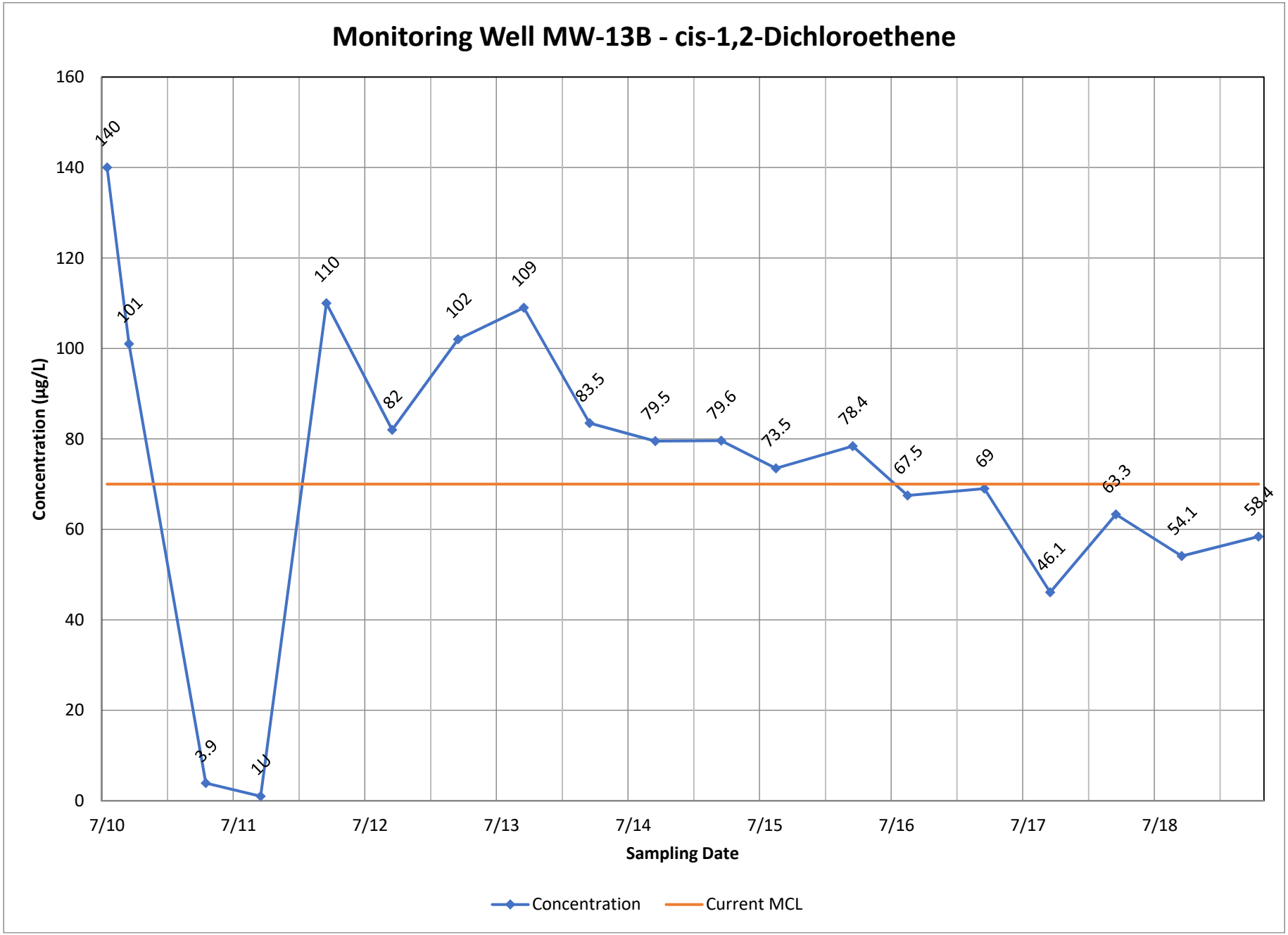
Monitoring Well MW-13B - cis-1,2-Dichloroethene
Concentration (µg/L)
160
140
120
100
80
60
40
20
0
140
101
3.9
1U
110
82
102
109
83.5
79.5
79.6
73.5
78.4
67.5
69
46.1
63.3
54.1
58.4
7/10
7/11
7/12
7/13
7/14
7/15
7/16
7/17
7/18
Sampling Date
Concentration
Current MCL

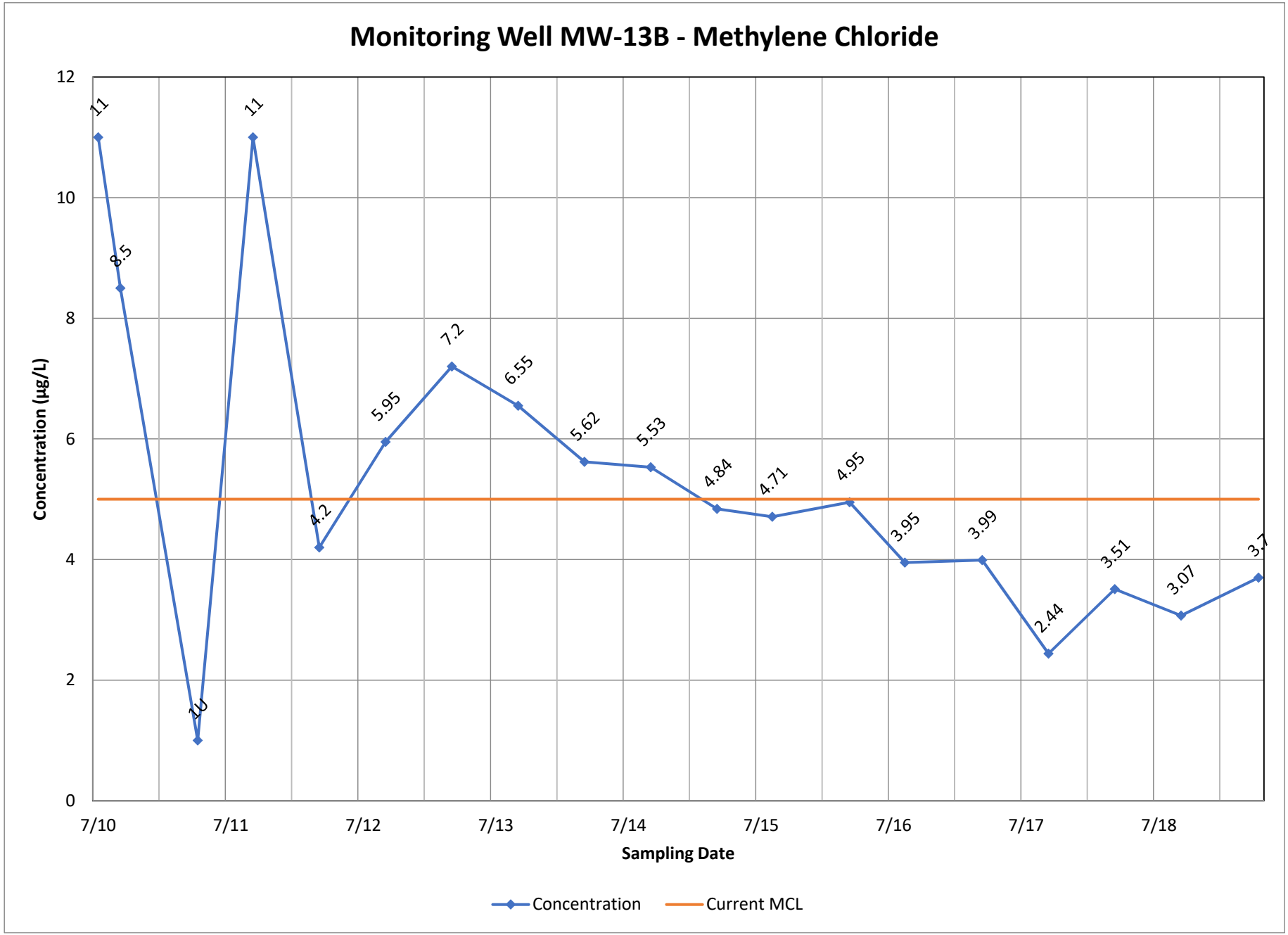
Monitoring Well MW-13B - Methylene Chloride
Concentration (µg/L)
12
10
8
6
4
2
0
11
8.5
1.0
11
4.2
5.95
7.2
6.55
5.62
5.53
4.84
4.71
4.95
3.95
3.99
2.44
3.51
3.07
3.7
7/10
7/11
7/12
7/13
7/14
7/15
7/16
7/17
7/18
Sampling Date
Concentration
Current MCL

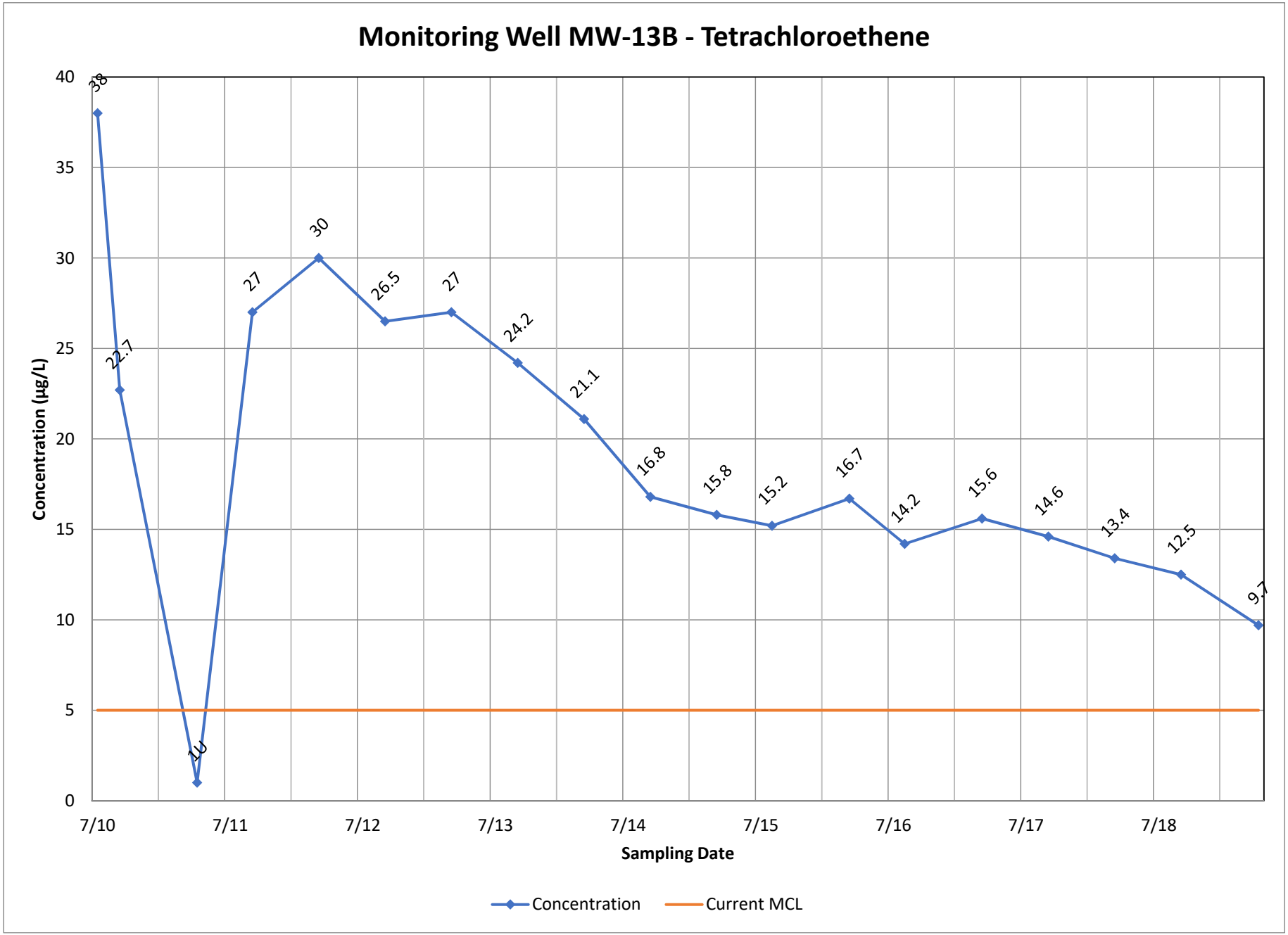
Monitoring Well MW-13B - Tetrachloroethene
Concentration (µg/L)
40
35
30
25
20
15
10
5
0
38
22.7
1U
27
30
26.5
27
24.2
21.1
16.8
15.8
15.2
16.7
14.2
15.6
14.6
13.4
12.5
9.7
7/10
7/11
7/12
7/13
7/14
7/15
7/16
7/17
7/18
Sampling Date
Concentration
Current MCL

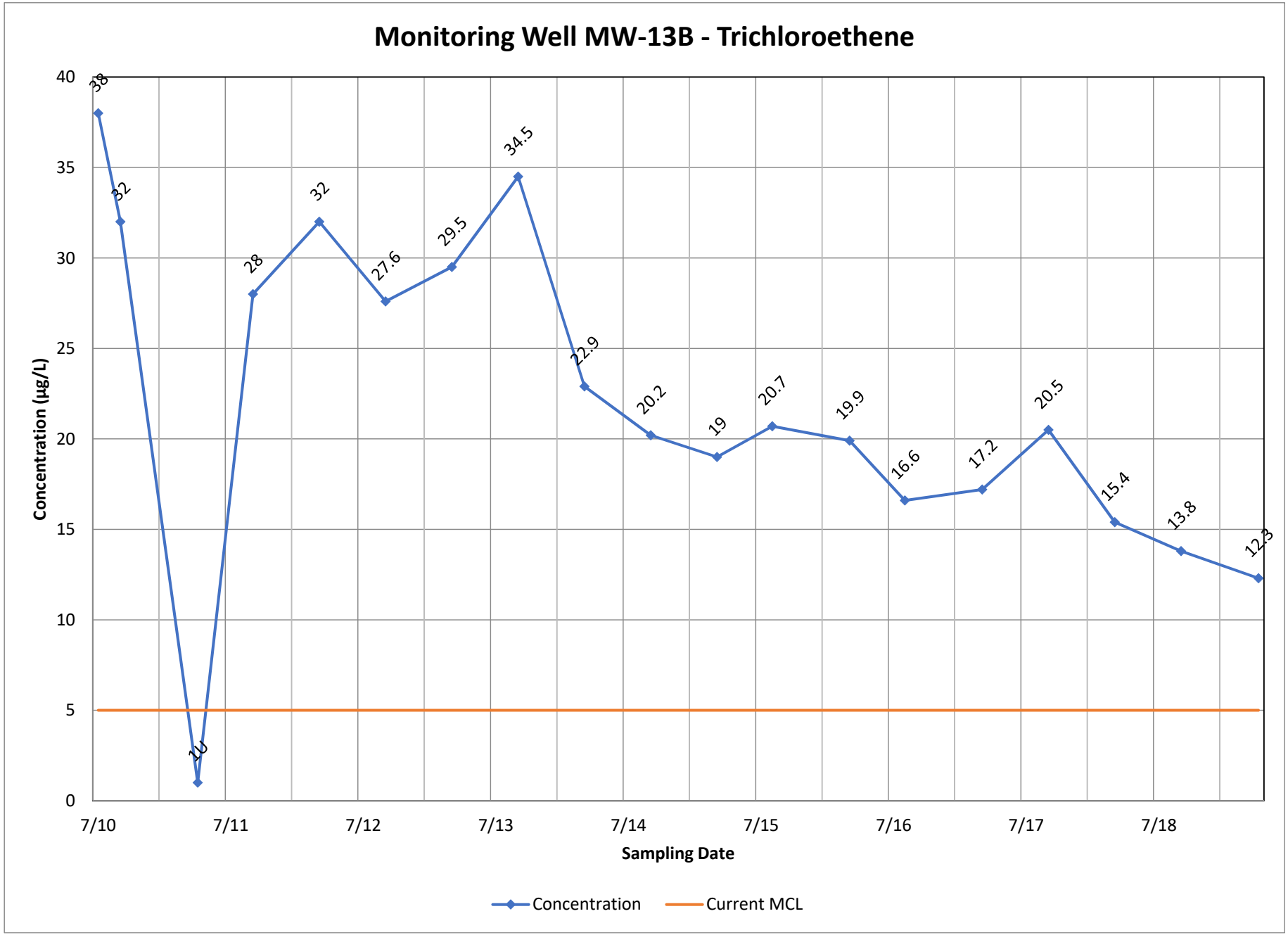
Monitoring Well MW-13B - Trichloroethene
Concentration (µg/L)
40
35
30
25
20
15
10
5
0
38
32
1U
28
32
27.6
29.5
34.5
22.9
20.2
19
20.7
19.9
16.6
17.2
20.5
15.4
13.8
12.3
7/10
7/11
7/12
7/13
7/14
7/15
7/16
7/17
7/18
Sampling Date
Concentration
Current MCL

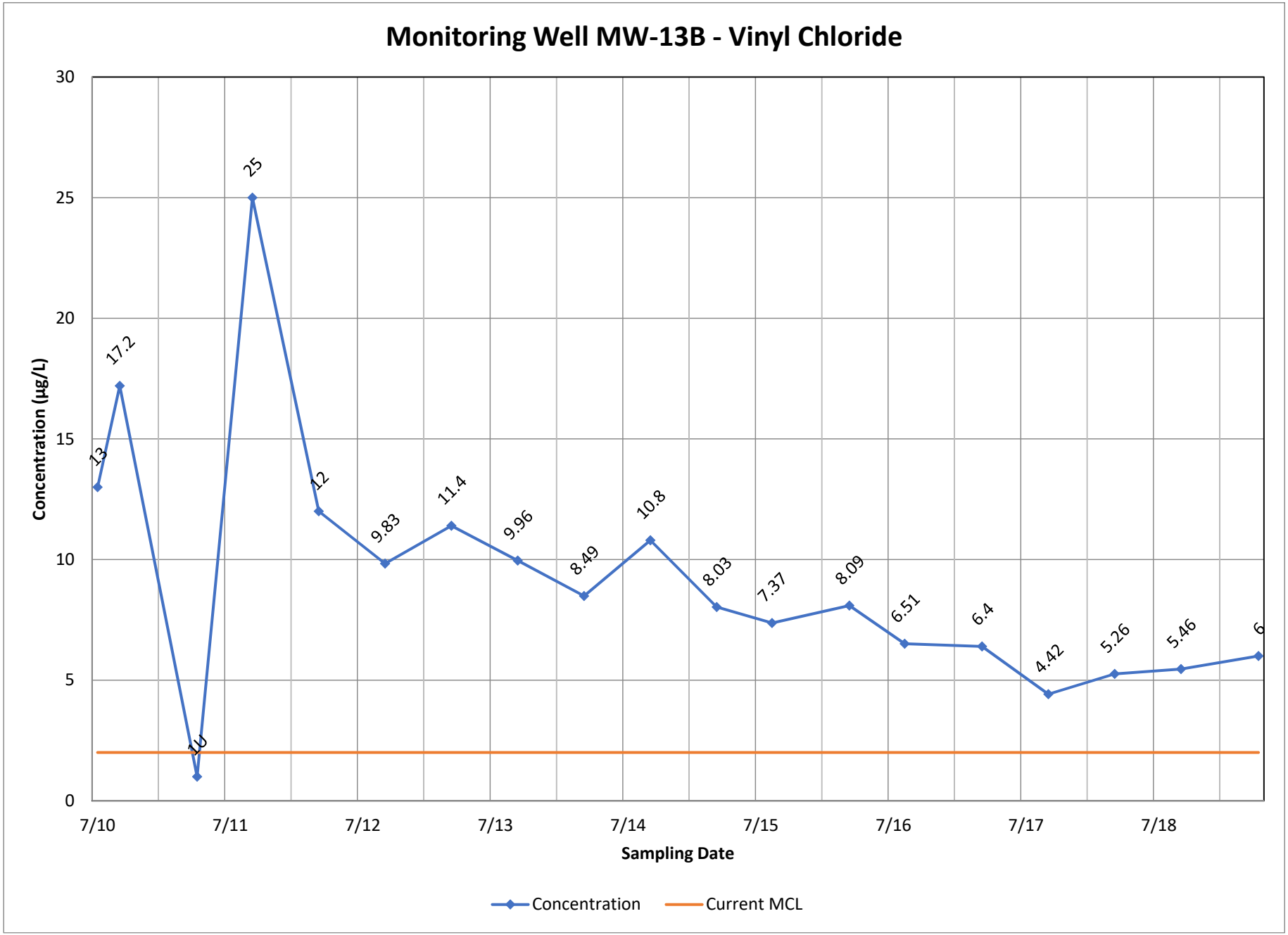
Monitoring Well MW-13B - Vinyl Chloride
Concentration (µg/L)
30
25
20
15
10
5
0
13
17.2
1U
25
12
9.83
11.4
9.96
8.49
10.8
8.03
7.37
8.09
6.51
6.4
4.42
5.26
5.46
6
7/10
7/11
7/12
7/13
7/14
7/15
7/16
7/17
7/18
Sampling Date
Concentration
Current MCL

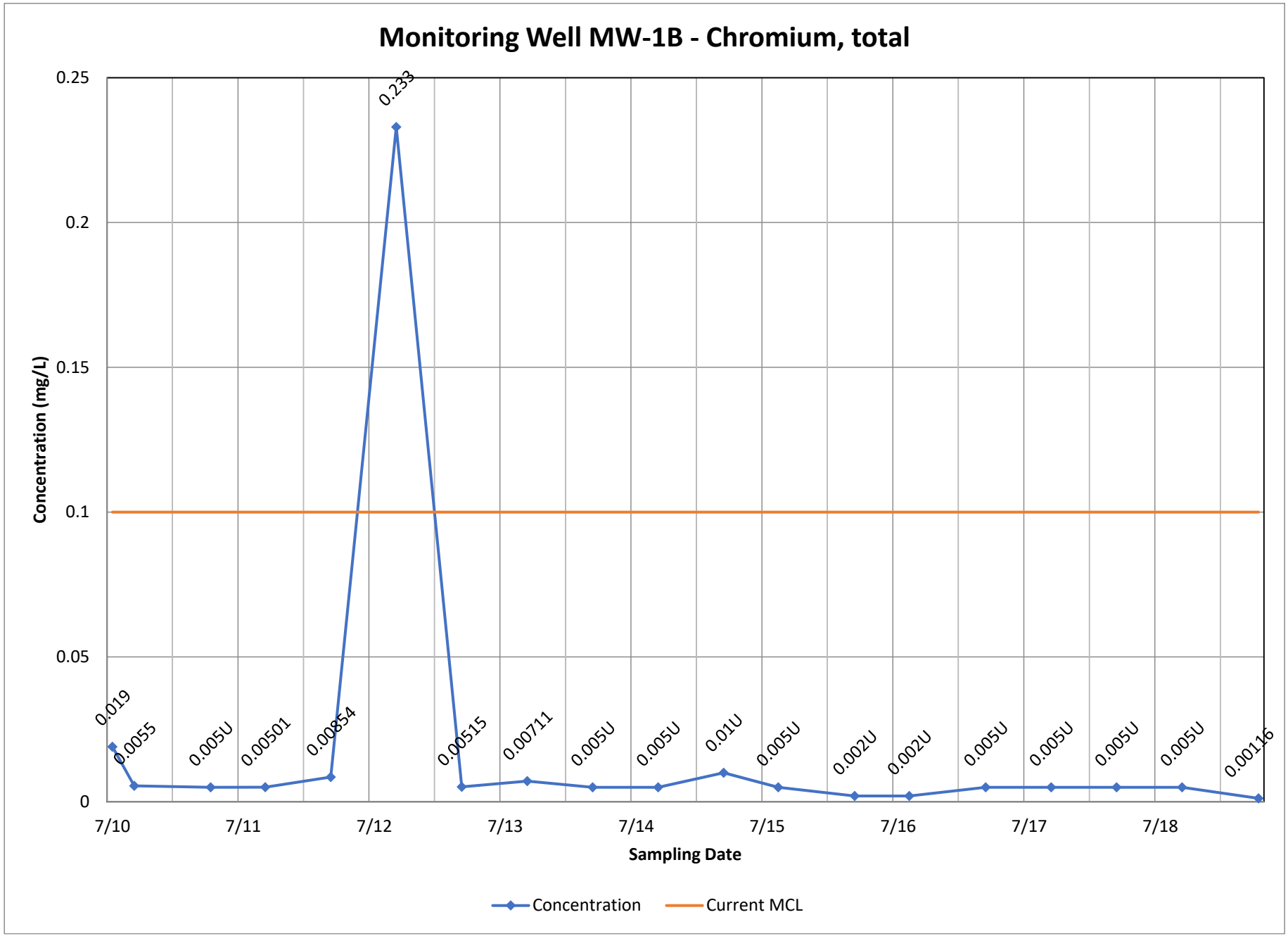
Monitoring Well MW-1B - Chromium, total
Concentration (mg/L)
0.25
0.2
0.15
0.1
0.05
0
0.019
0.0055
0.005U
0.00501
0.00854
0.233
0.00515
0.00711
0.005U
0.005U
0.01U
0.005U
0.002U
0.002U
0.005U
0.005U
0.005U
0.005U
0.00116
7/10
7/11
7/12
7/13
7/14
7/15
7/16
7/17
7/18
Sampling Date
Concentration
Current MCL

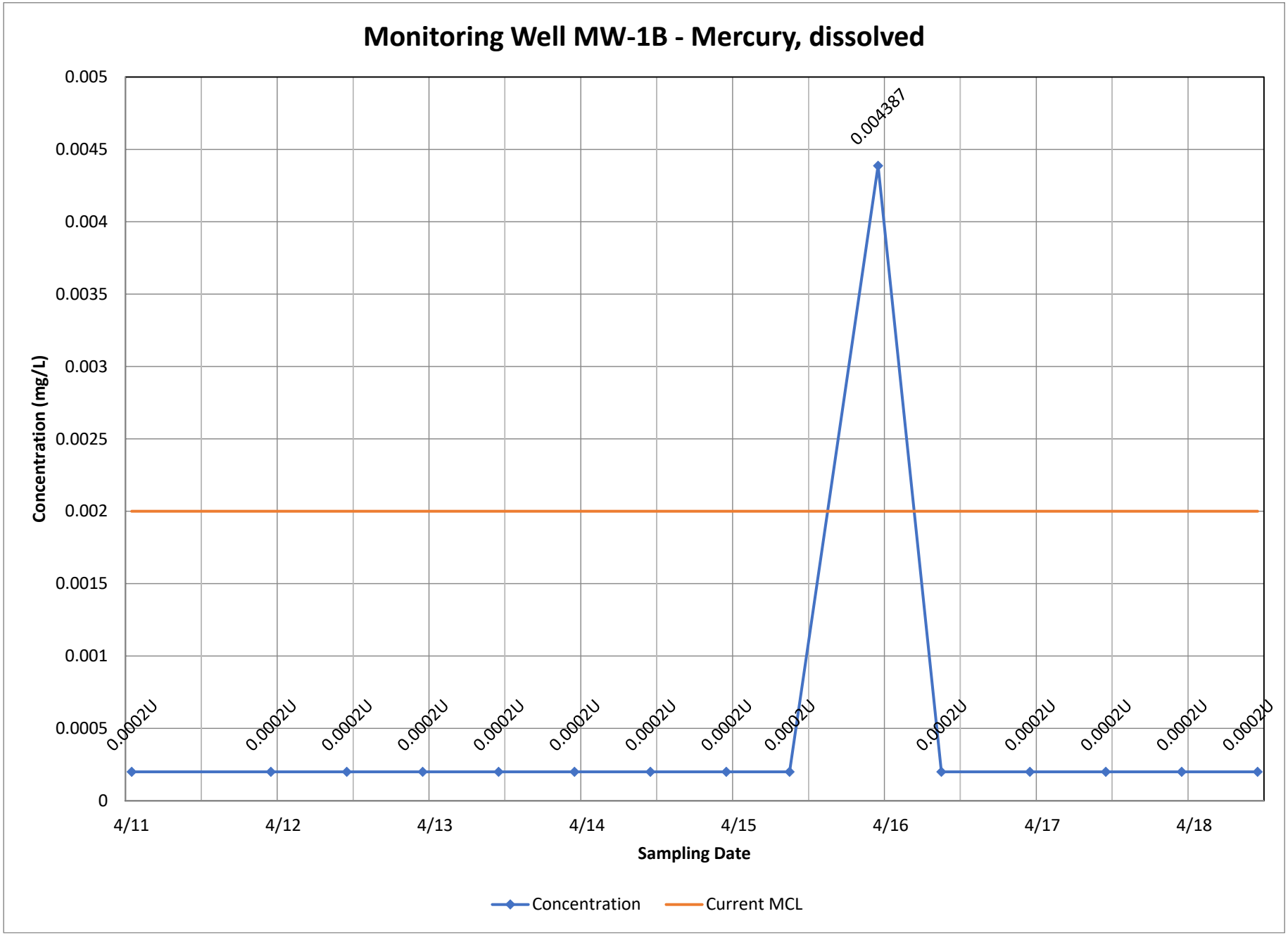
Monitoring Well MW-1B - Mercury, dissolved
Concentration (mg/L)
0.005
0.0045
0.004
0.0035
0.003
0.0025
0.002
0.0015
0.001
0.0005
0
0.004387
0.0002U
4/11
4/12
4/13
4/14
4/15
4/16
4/17
4/18
Sampling Date
Concentration
Current MCL

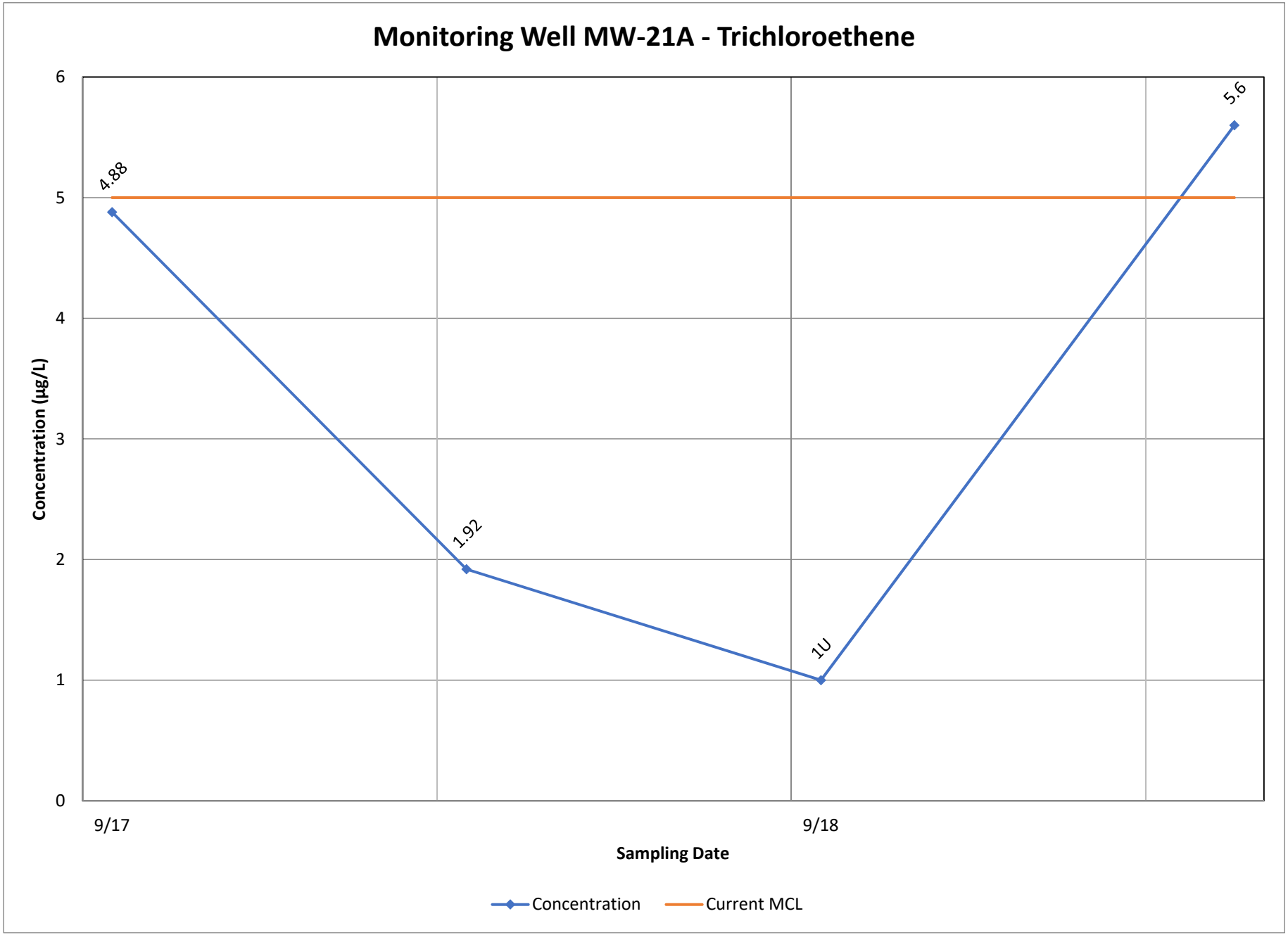
Monitoring Well MW-21A - Trichloroethene
6
5
4
3
2
1
0
Concentration (µg/L)
4.88
1.92
1U
5.6
9/17
9/18
Sampling Date
Concentration
Current MCL

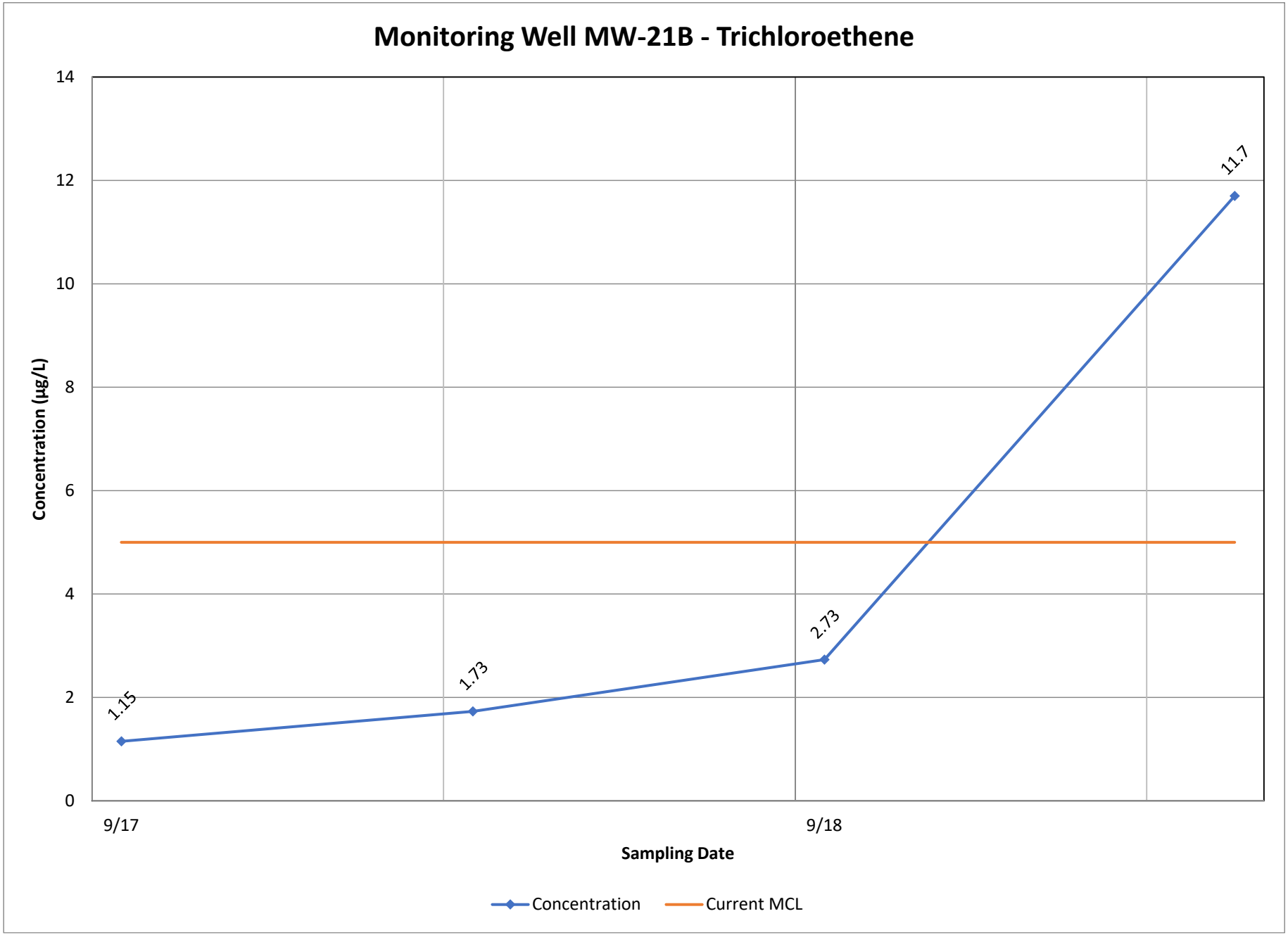
Monitoring Well MW-21B - Trichloroethene
14
12
10
8
6
4
2
0
Concentration (µg/L)
1.15
1.73
2.73
11.7
9/17
9/18
Sampling Date
Concentration
Current MCL

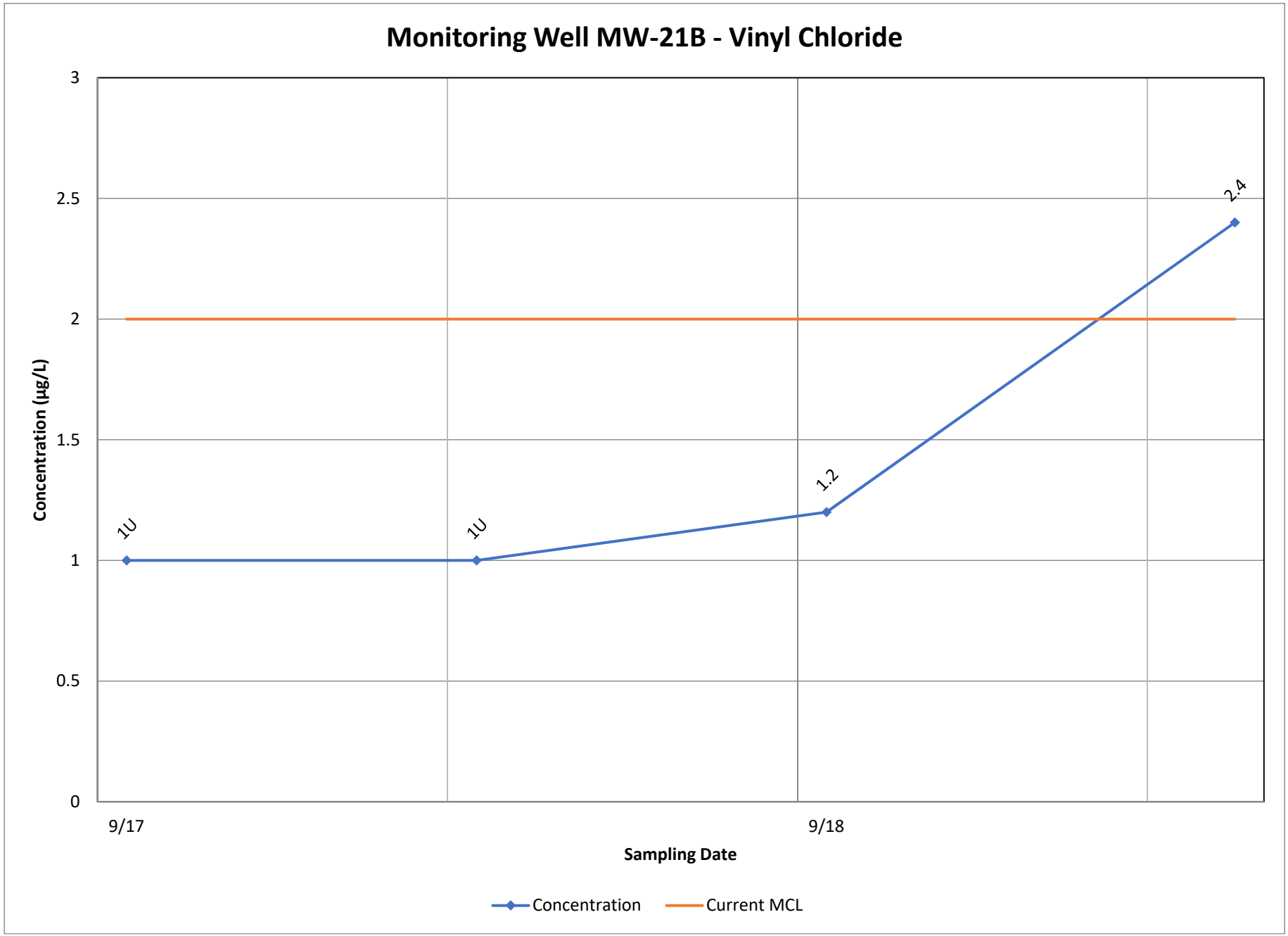
Monitoring Well MW-21B - Vinyl Chloride
Concentration (µg/L)
3
2.5
2
1.5
1
0.5
0
1U
1U
1.2
2.4
9/17
9/18
Sampling Date
Concentration
Current MCL

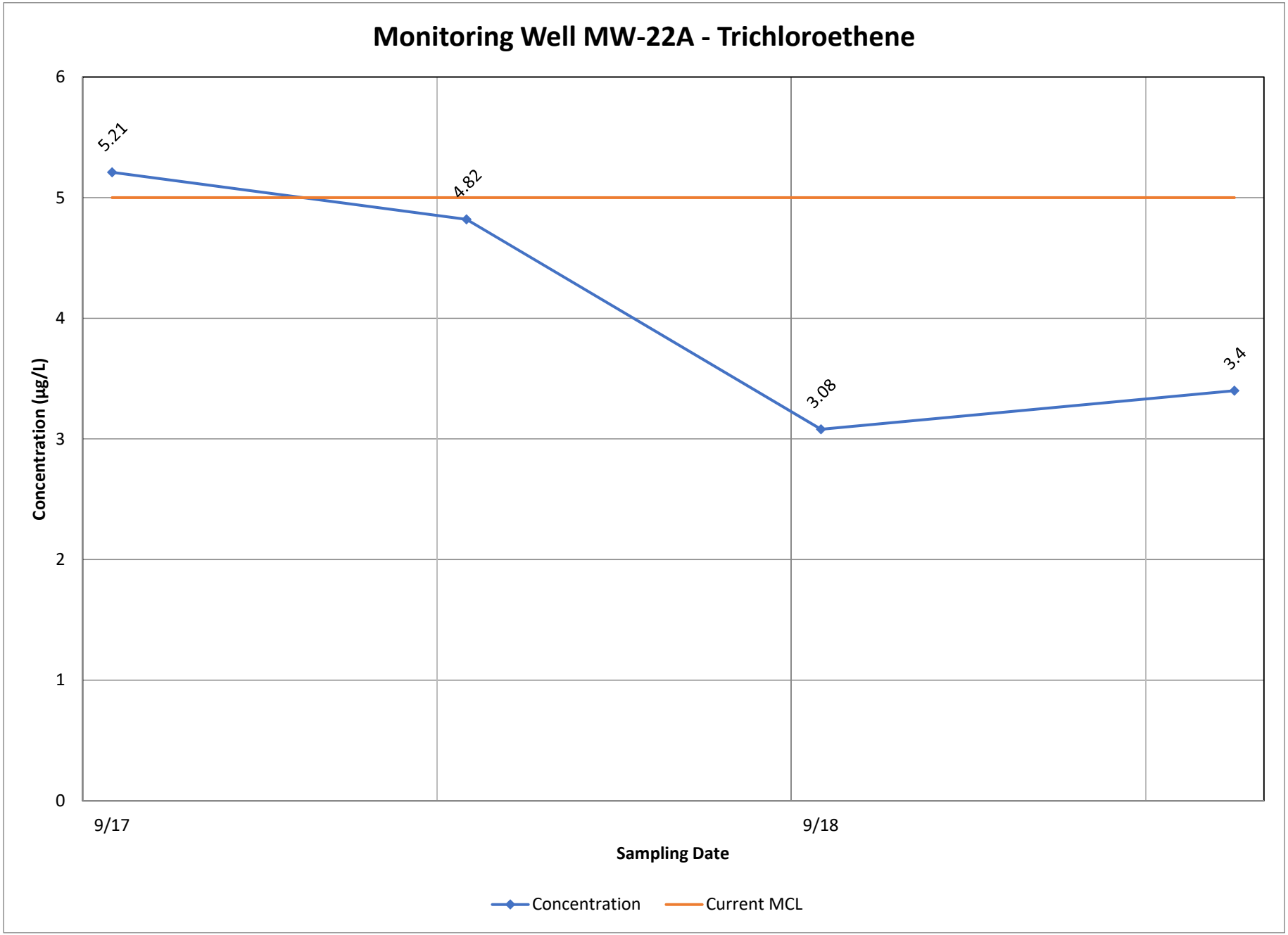
Monitoring Well MW-22A - Trichloroethene
6
5
4
3
2
1
0
Concentration (µg/L)
5.21
4.82
3.08
3.4
9/17
9/18
Sampling Date
Concentration
Current MCL

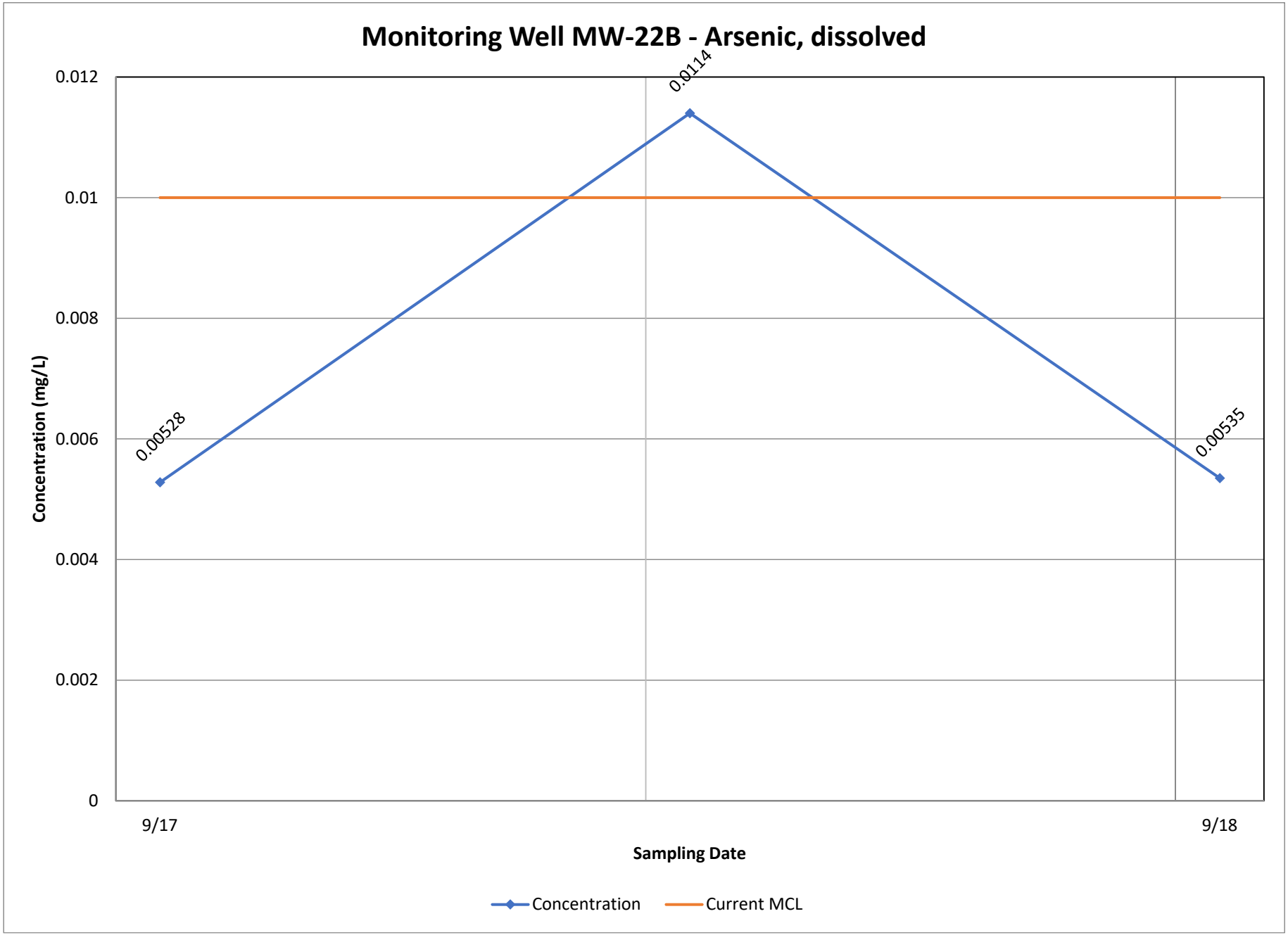
Monitoring Well MW-22B - Arsenic, dissolved
0.012
0.01
0.008
0.006
0.004
0.002
0
Concentration (mg/L)
0.00528
0.0114
0.00535
9/17
9/18
Sampling Date
Concentration
Current MCL

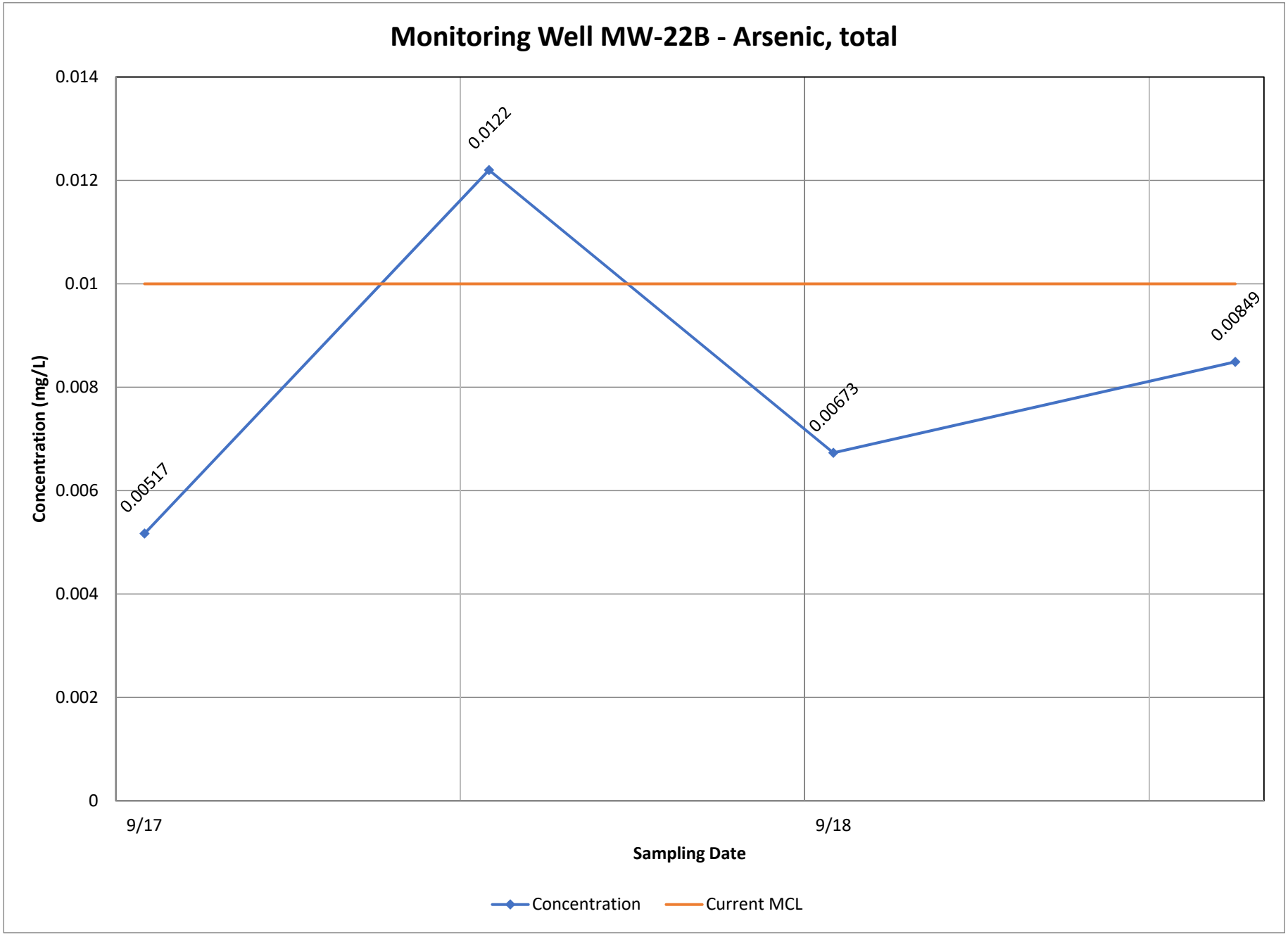
Monitoring Well MW-22B - Arsenic, total
0.014
0.012
0.01
0.008
0.006
0.004
0.002
0
Concentration (mg/L)
0.00517
0.0122
0.00673
0.00849
9/17
9/18
Sampling Date
Concentration
Current MCL

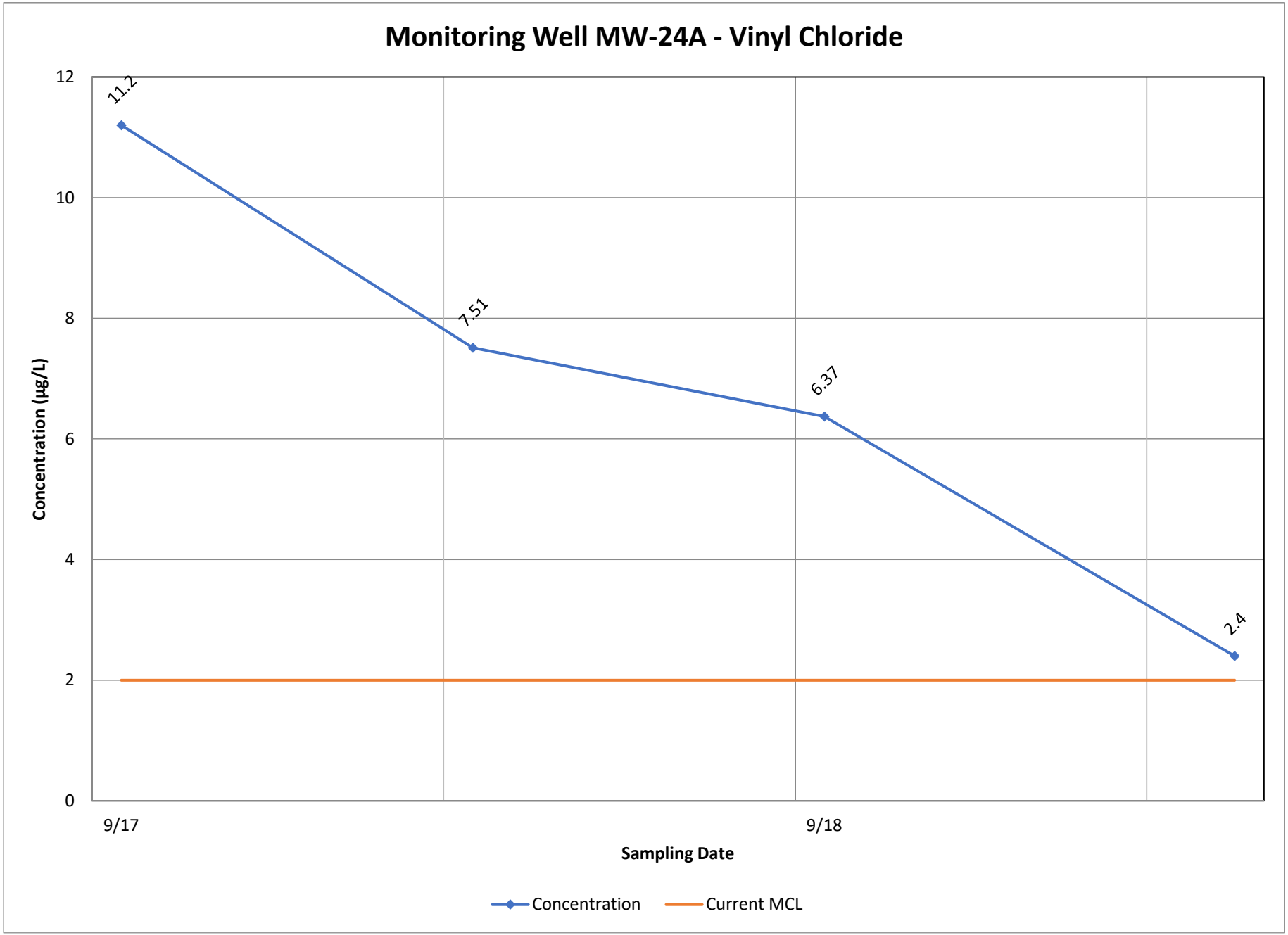
Monitoring Well MW-24A - Vinyl Chloride
12
10
8
6
4
2
0
Concentration (µg/L)
11.2
7.51
6.37
2.4
9/17
9/18
Sampling Date
Concentration
Current MCL

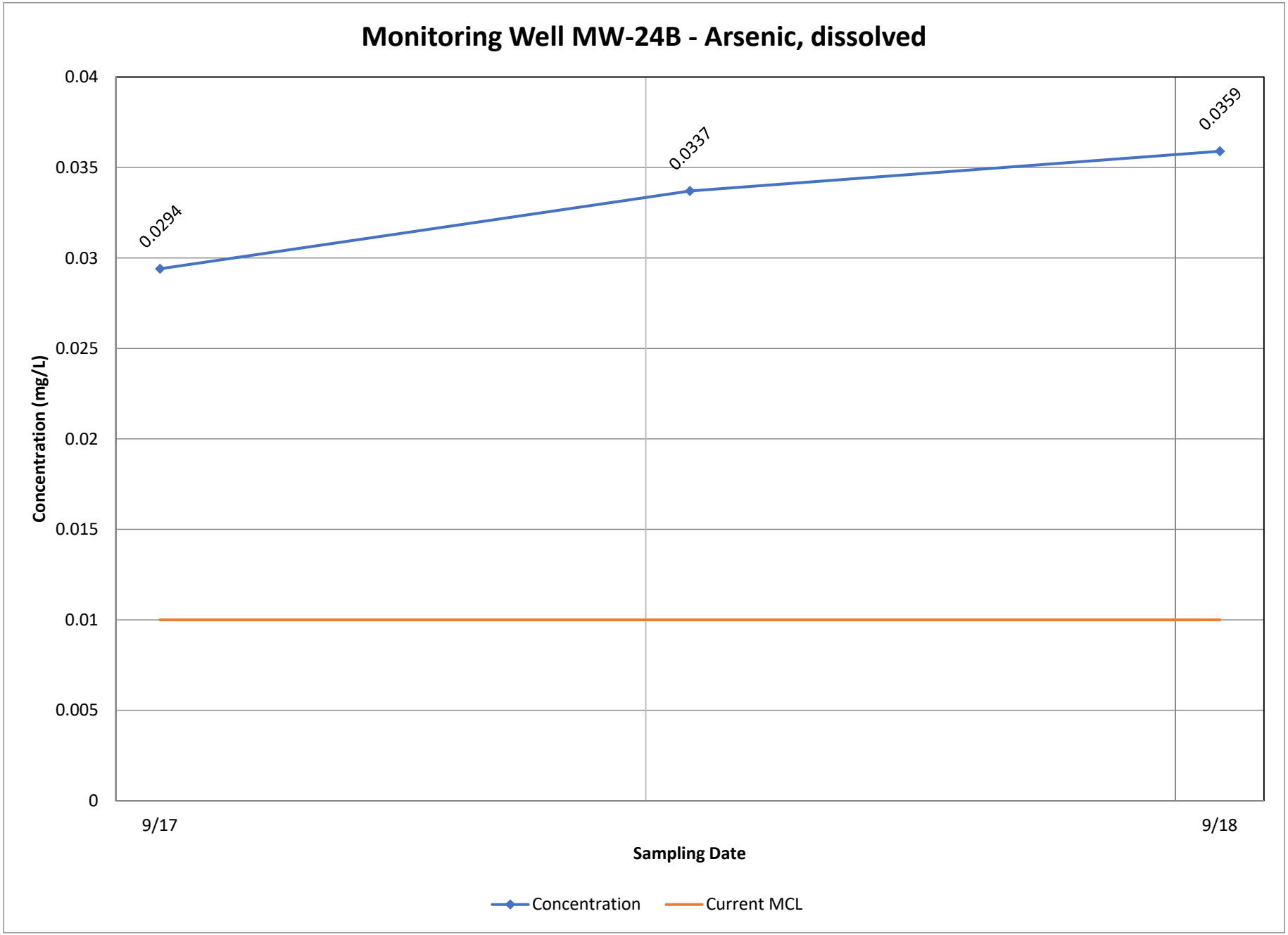
Monitoring Well MW-24B - Arsenic, dissolved
0.04
0.035
0.03
0.025
0.02
0.015
0.01
0.005
0
Concentration (mg/L)
0.0294
0.0337
0.0359
9/17
9/18
Sampling Date
Concentration
Current MCL

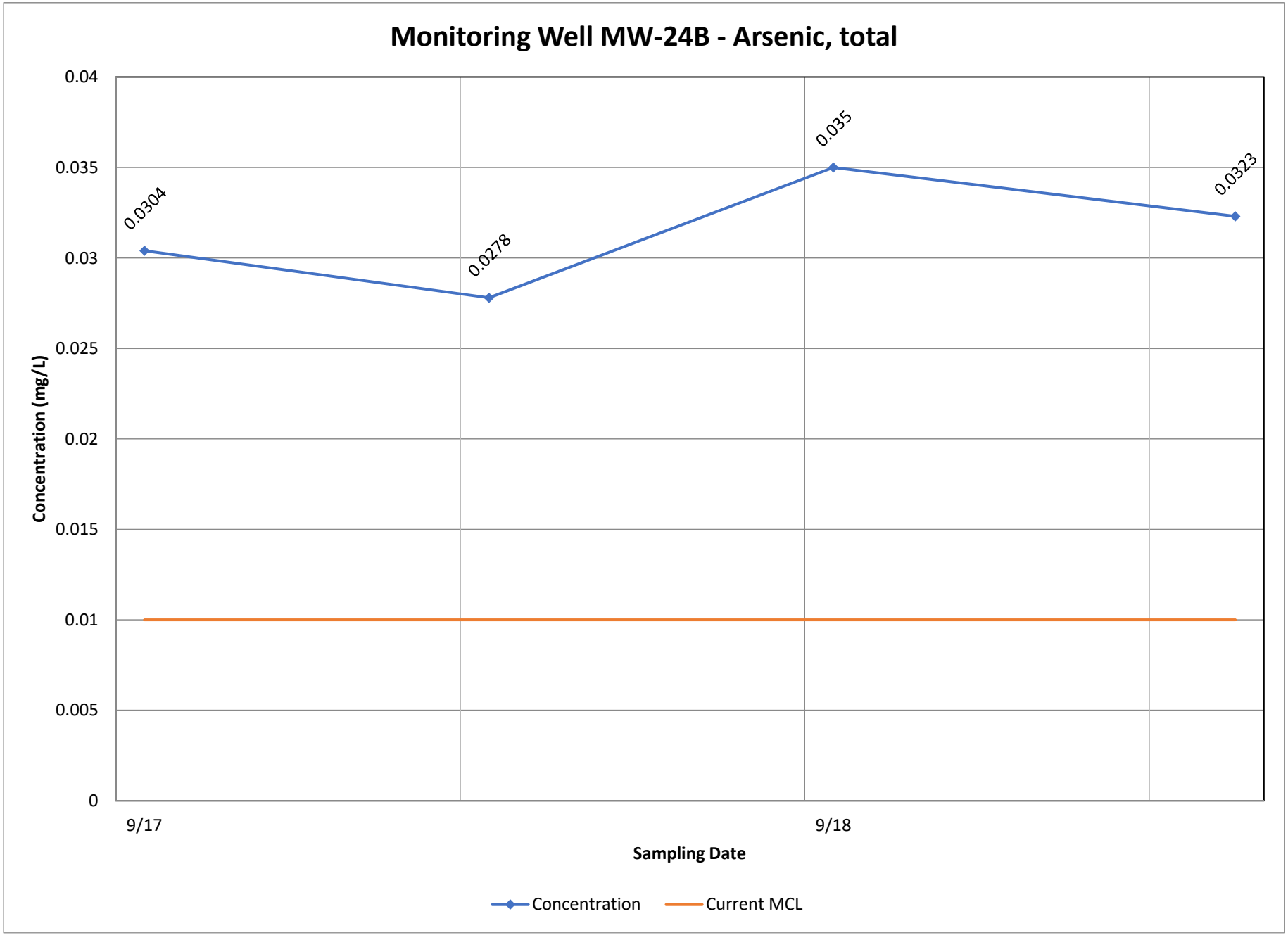
Monitoring Well MW-24B - Arsenic, total
0.04
0.035
0.03
0.025
0.02
0.015
0.01
0.005
0
Concentration (mg/L)
0.0304
0.0278
0.035
0.0323
9/17
9/18
Sampling Date
Concentration
Current MCL

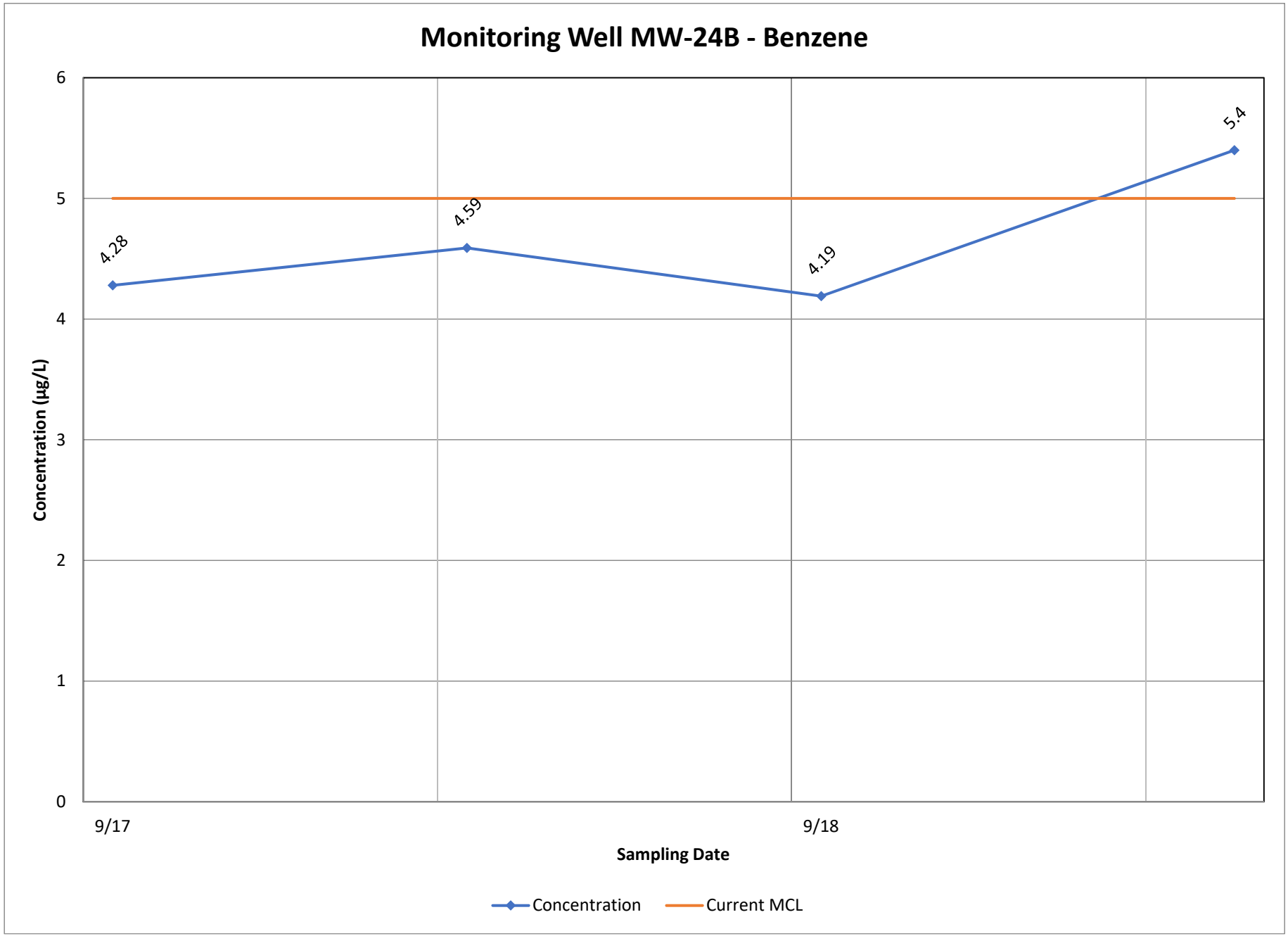
Monitoring Well MW-24B - Benzene
6
5
4
3
2
1
0
Concentration (µg/L)
4.28
4.59
4.19
5.4
9/17
9/18
Sampling Date
Concentration
Current MCL

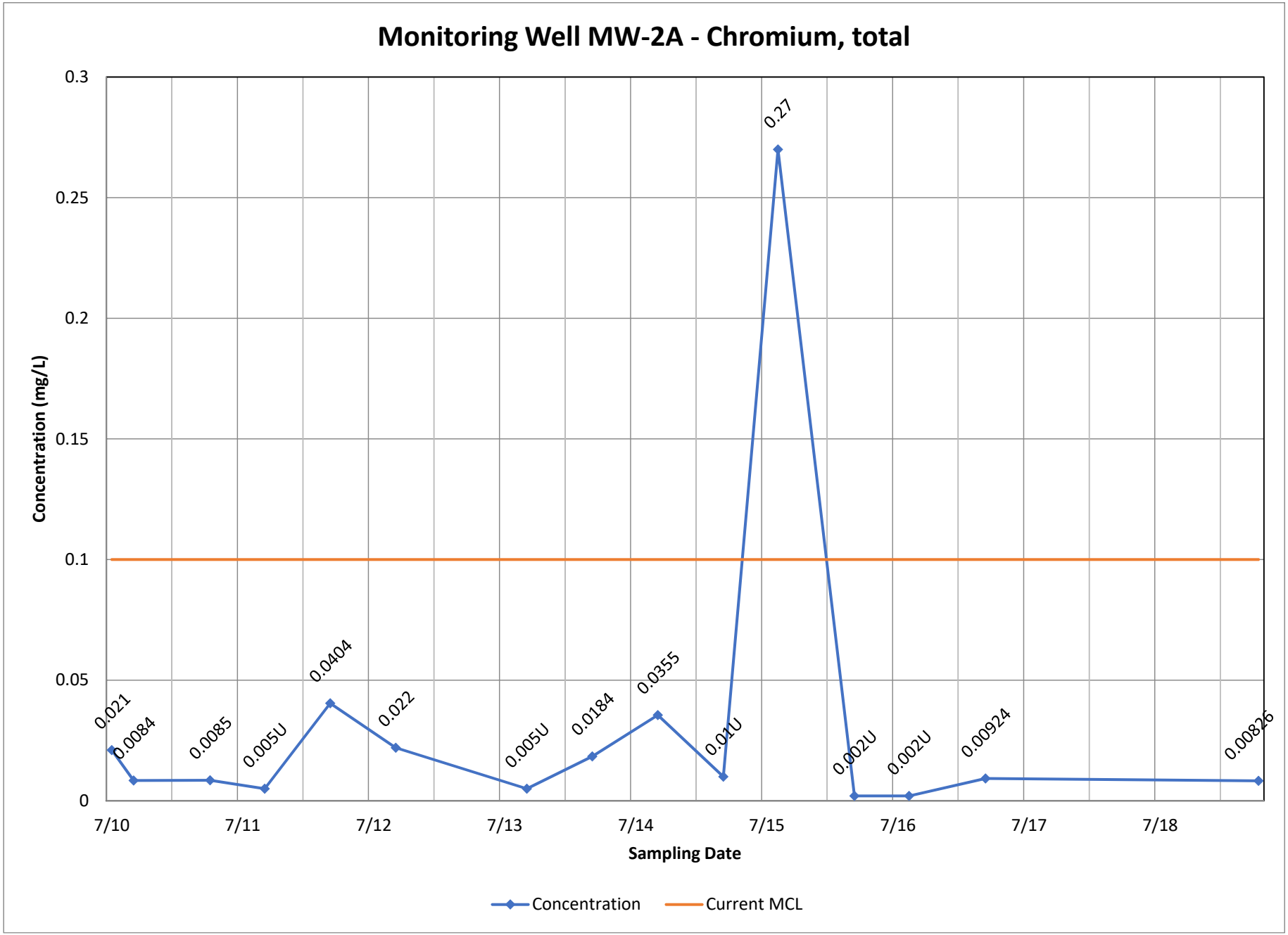
Monitoring Well MW-2A - Chromium, total
Concentration (mg/L)
0.3
0.25
0.2
0.15
0.1
0.05
0
0.021
0.0084
0.0085
0.005U
0.0404
0.022
0.005U
0.0184
0.0355
0.01U
0.27
0.002U
0.002U
0.00924
0.00826
7/10
7/11
7/12
7/13
7/14
7/15
7/16
7/17
7/18
Sampling Date
Concentration
Current MCL

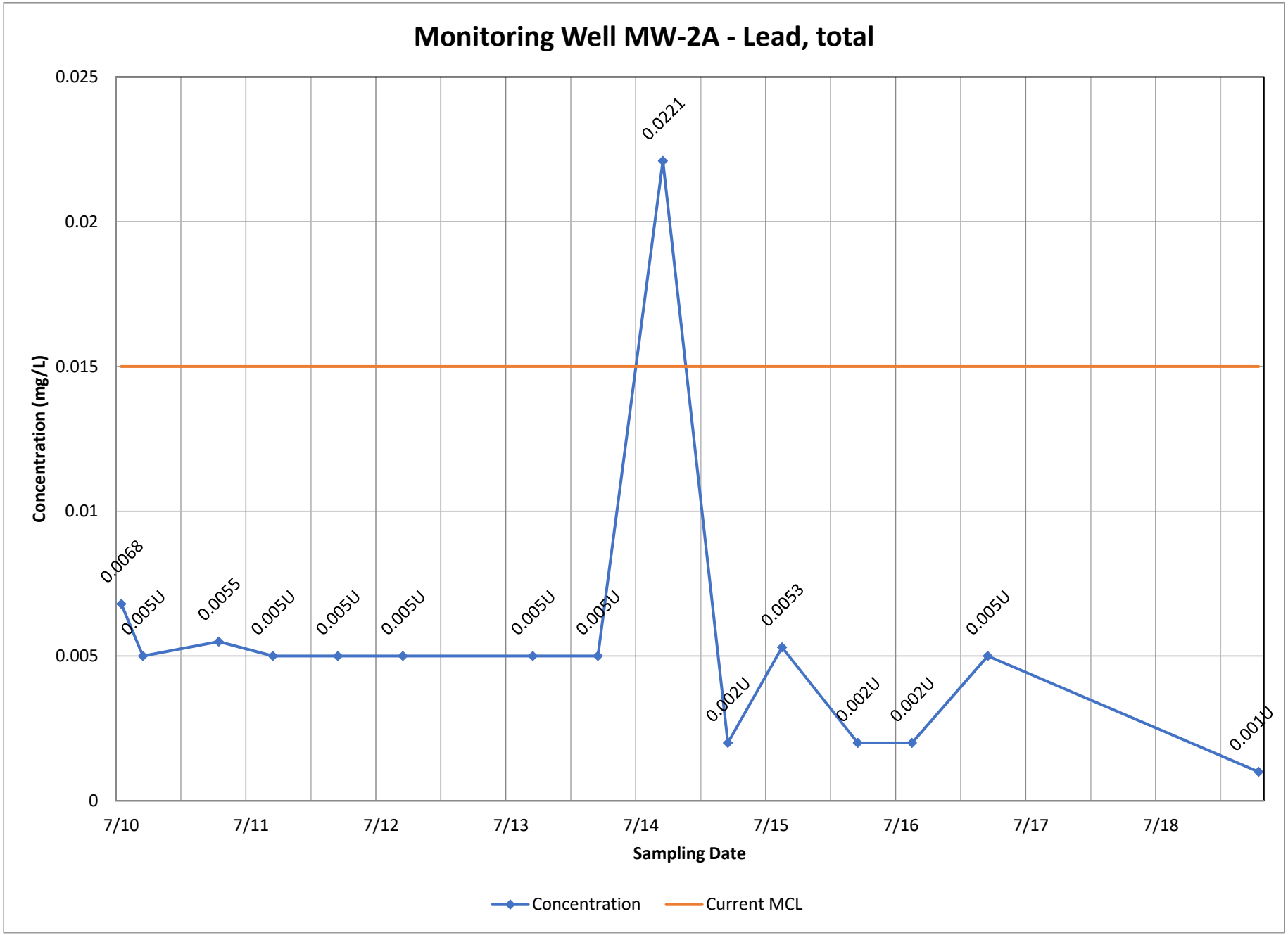
Monitoring Well MW-2A - Lead, total
0.025
0.02
0.015
0.01
0.005
0
Concentration (mg/L)
0.0068
0.005U
0.0055
0.005U
0.005U
0.005U
0.005U
0.005U
0.0221
0.002U
0.0053
0.002U
0.002U
0.005U
0.001U
7/10
7/11
7/12
7/13
7/14
7/15
7/16
7/17
7/18
Sampling Date
Concentration
Current MCL

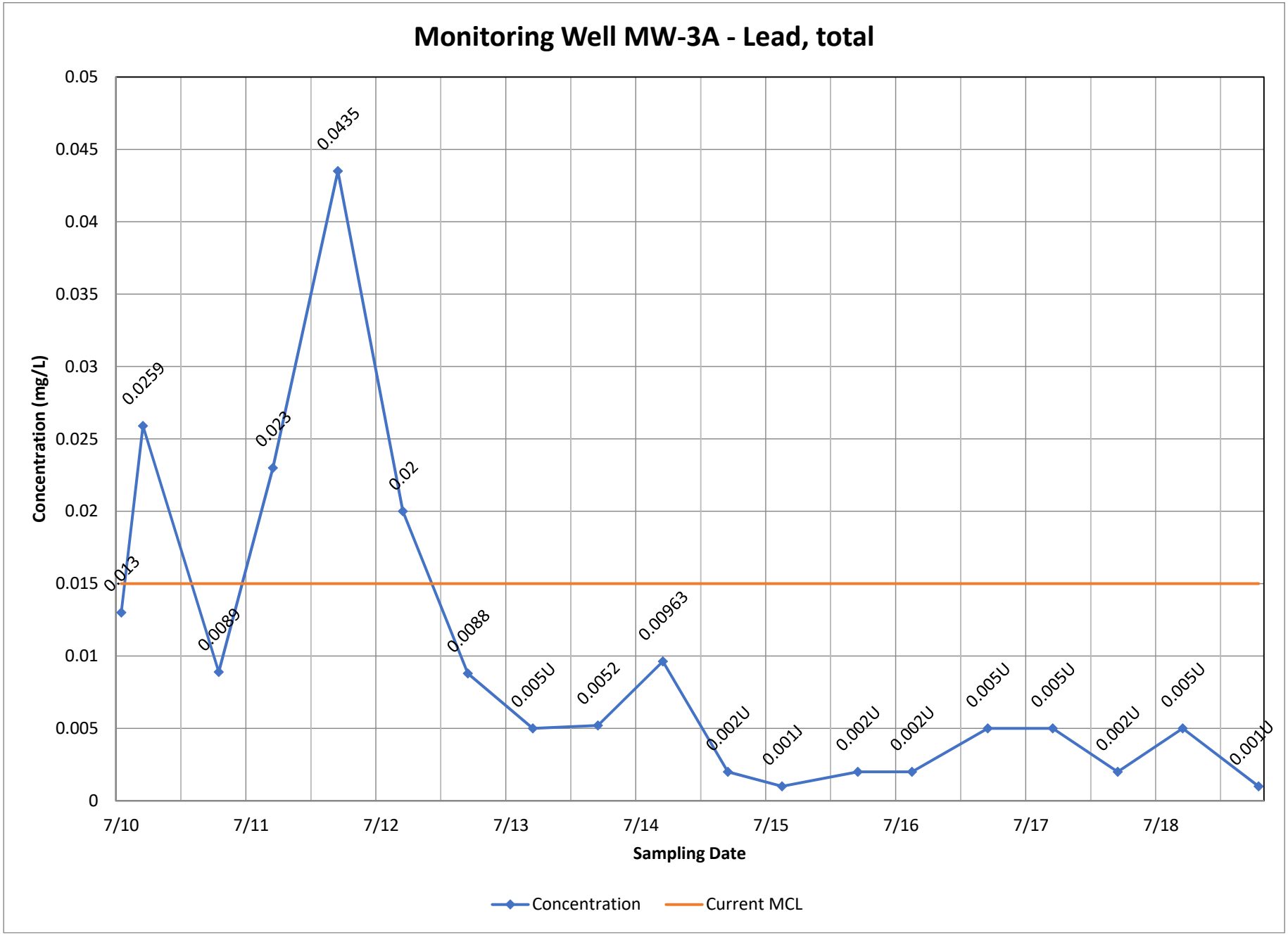
Monitoring Well MW-3A - Lead, total
Concentration (mg/L)
0.05
0.045
0.04
0.035
0.03
0.025
0.02
0.015
0.01
0.005
0
0.013
0.0259
0.0089
0.023
0.0435
0.02
0.0088
0.005U
0.0052
0.00963
0.002U
0.001J
0.002U
0.002U
0.005U
0.005U
0.002U
0.005U
0.001U
7/10
7/11
7/12
7/13
7/14
7/15
7/16
7/17
7/18
Sampling Date
Concentration
Current MCL

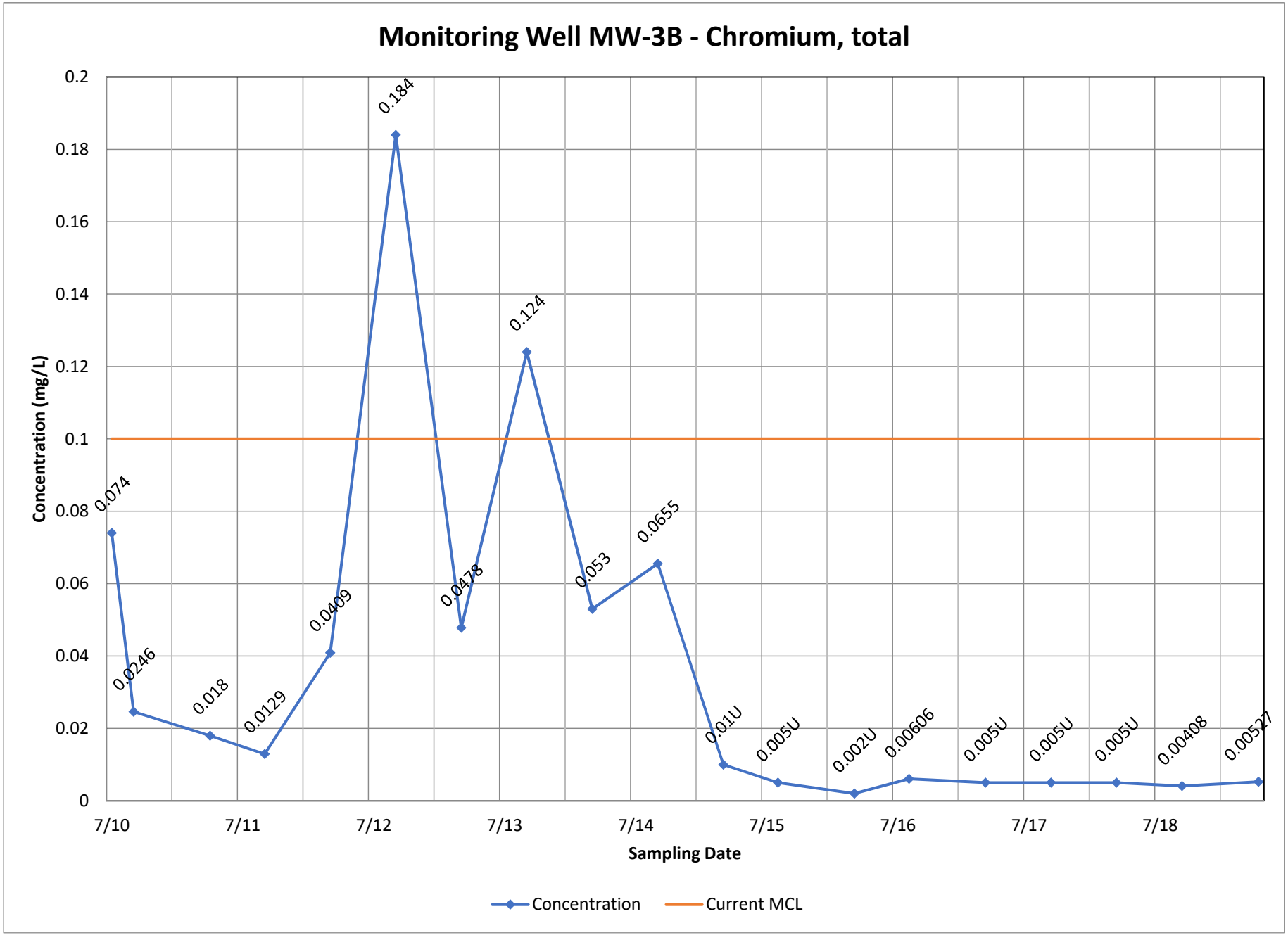
Monitoring Well MW-3B - Chromium, total
Concentration (mg/L)
0.2
0.18
0.16
0.14
0.12
0.1
0.08
0.06
0.04
0.02
0
0.074
0.0246
0.018
0.0129
0.0409
0.184
0.0478
0.124
0.053
0.0655
0.01U
0.005U
0.002U
0.00606
0.005U
0.005U
0.005U
0.00408
0.00527
7/10
7/11
7/12
7/13
7/14
7/15
7/16
7/17
7/18
Sampling Date
Concentration
Current MCL

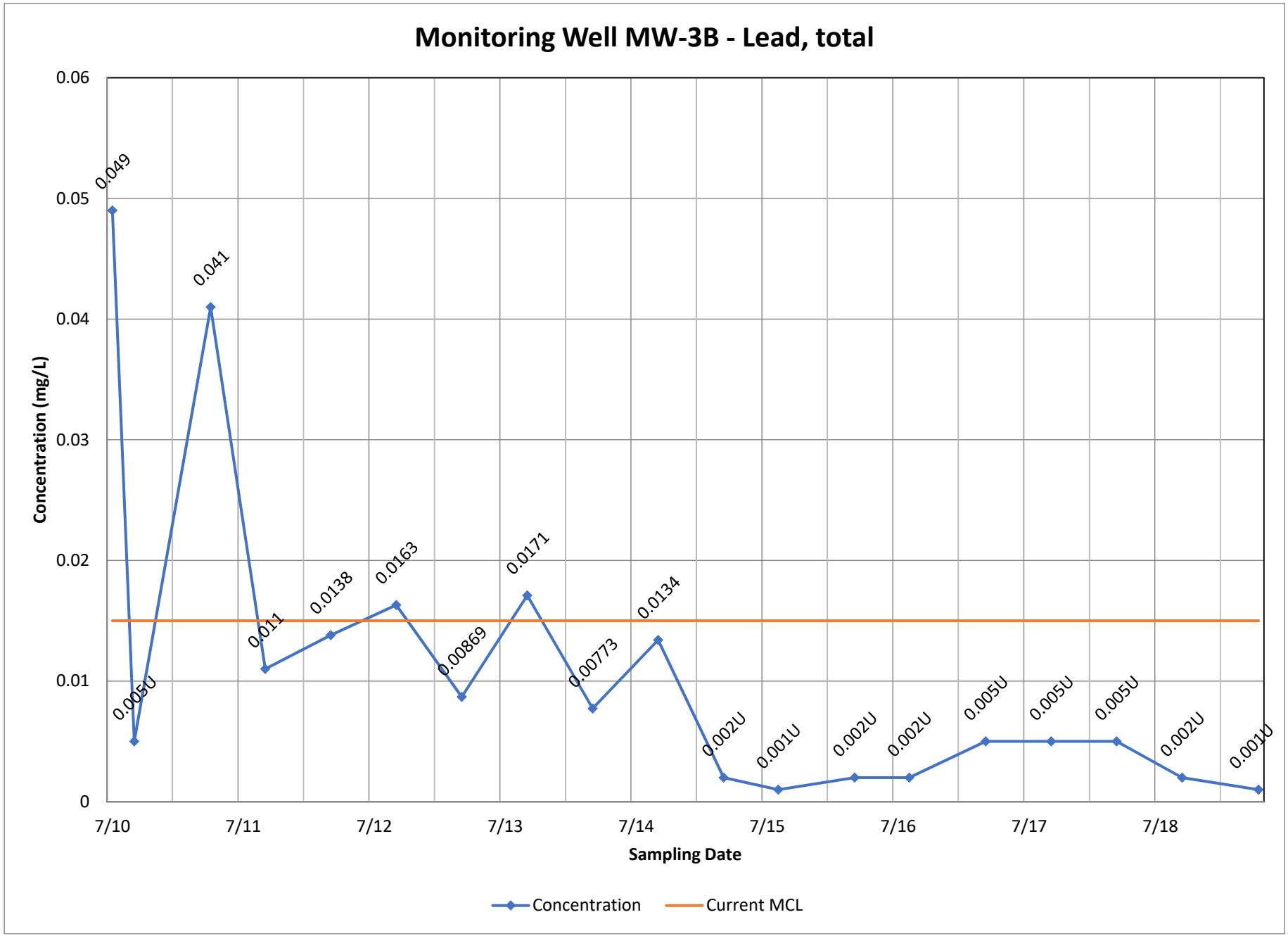
Monitoring Well MW-3B - Lead, total
Concentration (mg/L)
0.06
0.05
0.04
0.03
0.02
0.01
0
0.049
0.005U
0.041
0.011
0.0138
0.0163
0.00869
0.0171
0.00773
0.0134
0.002U
0.001U
0.002U
0.002U
0.005U
0.005U
0.005U
0.002U
0.001U
7/10
7/11
7/12
7/13
7/14
7/15
7/16
7/17
7/18
Sampling Date
Concentration
Current MCL

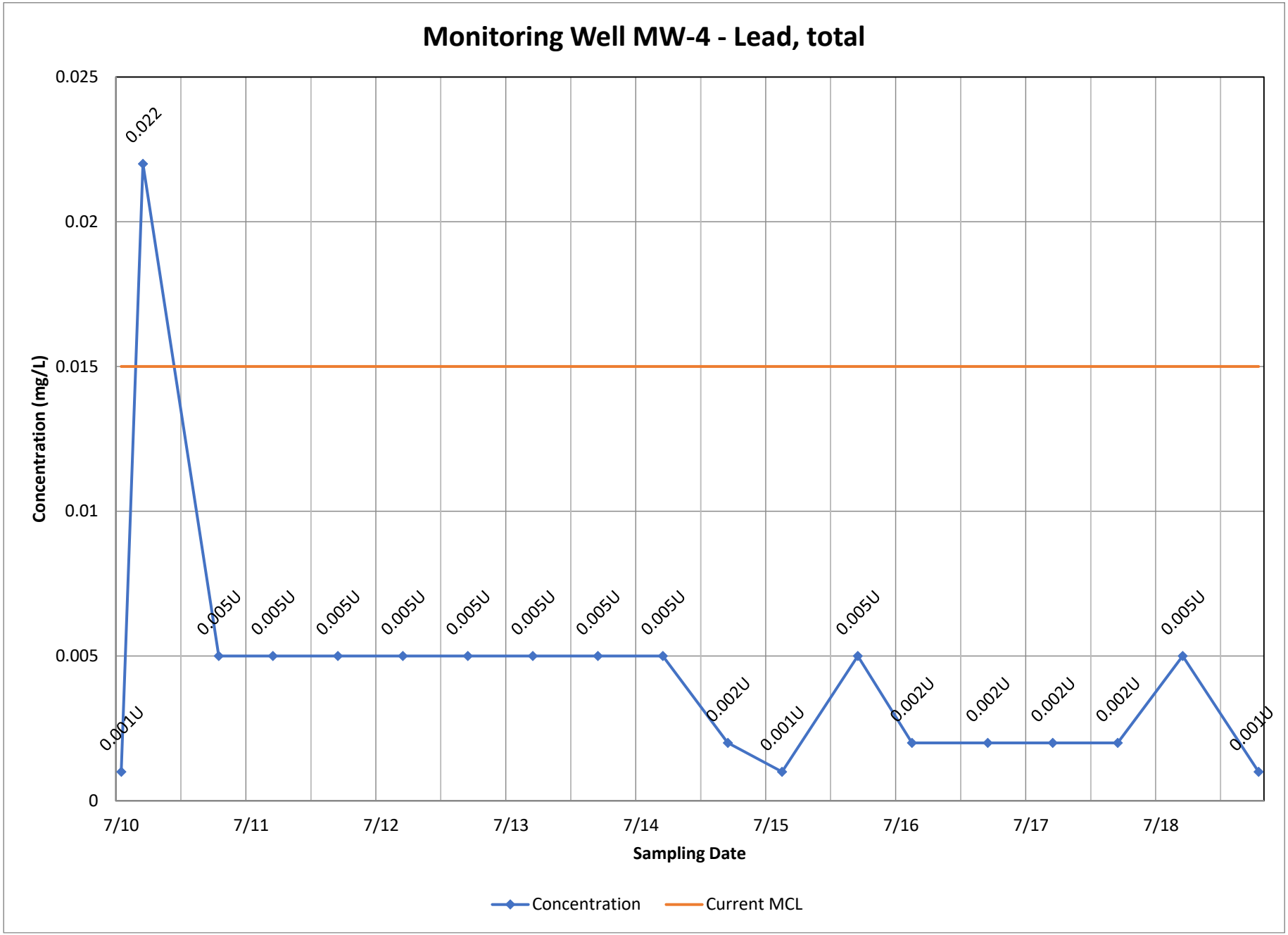
Monitoring Well MW-4 - Lead, total
0.025
0.02
0.015
0.01
0.005
0
Concentration (mg/L)
0.022
0.001U
0.005U
0.005U
0.005U
0.005U
0.005U
0.005U
0.005U
0.005U
0.002U
0.001U
0.005U
0.002U
0.002U
0.002U
0.002U
0.005U
0.001U
7/10
7/11
7/12
7/13
7/14
7/15
7/16
7/17
7/18
Sampling Date
Concentration
Current MCL

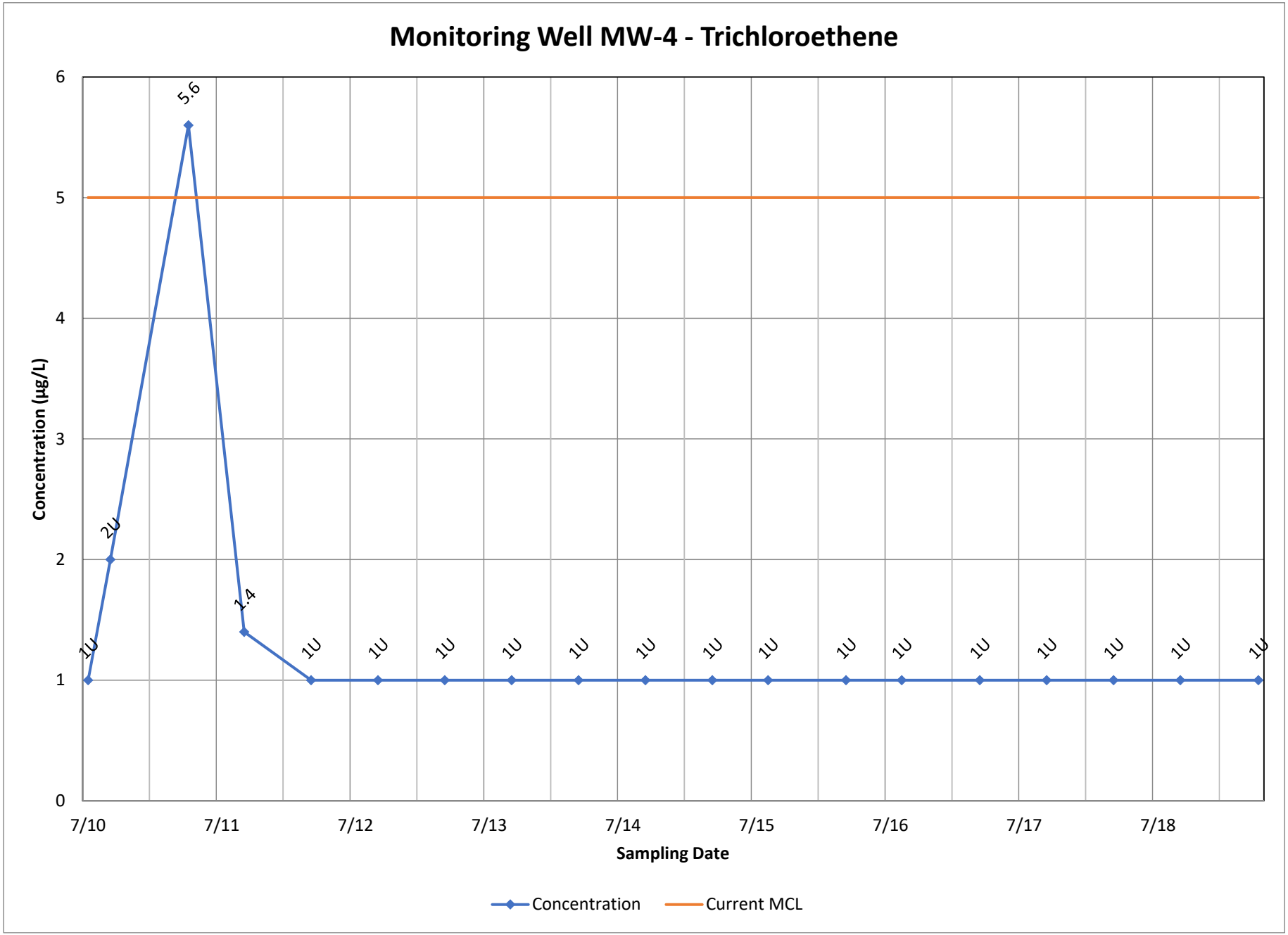
Monitoring Well MW-4 - Trichloroethene
Concentration (µg/L)
6
5
4
3
2
1
0
5.6
2U
1.4
1U
1U
1U
1U
1U
1U
1U
1U
1U
1U
1U
1U
1U
1U
1U
7/10
7/11
7/12
7/13
7/14
7/15
7/16
7/17
7/18
Sampling Date
Concentration
Current MCL

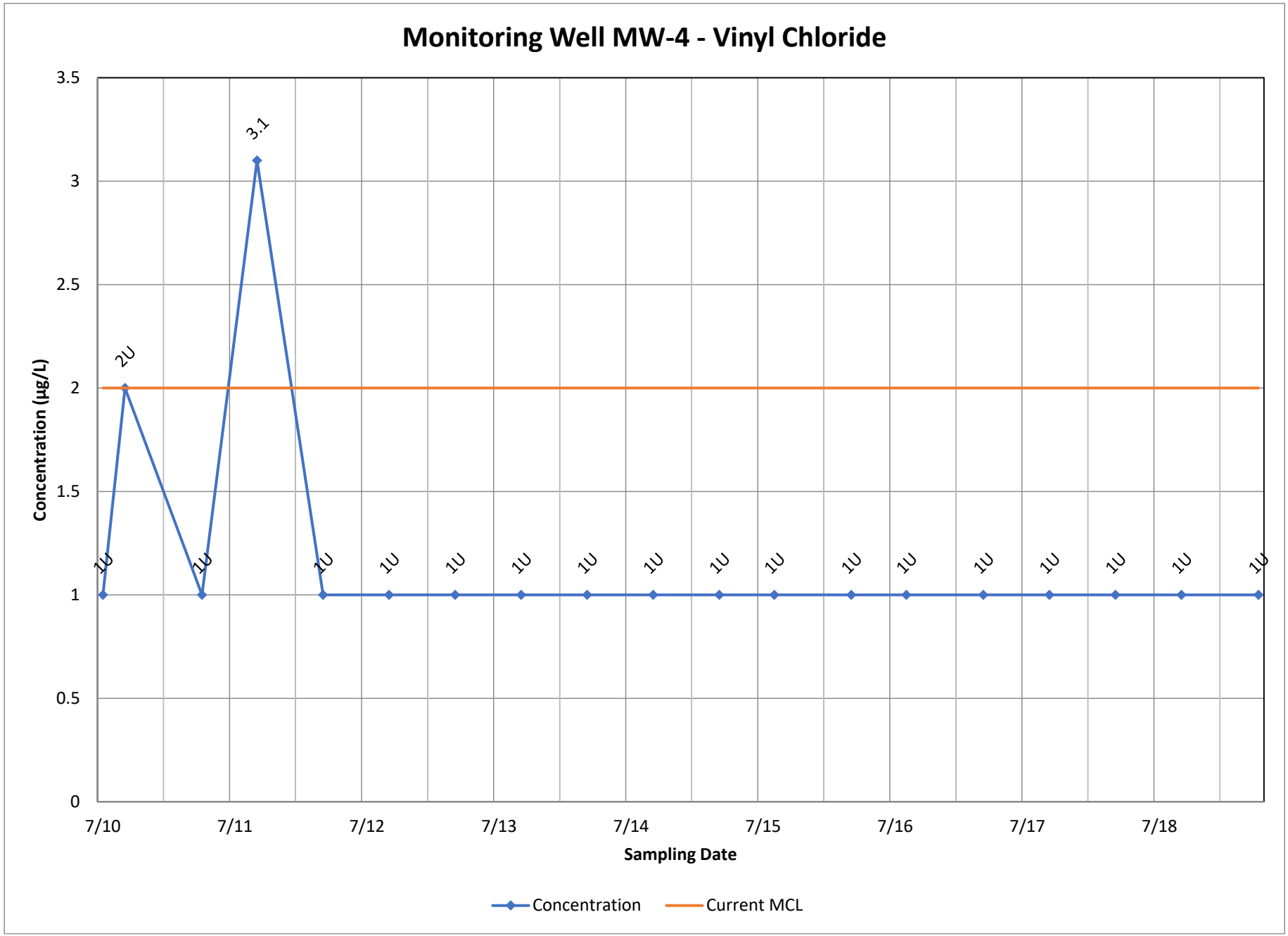
Monitoring Well MW-4 - Vinyl Chloride
Concentration (µg/L)
3.5
3
2.5
2
1.5
1
0.5
0
3.1
2U
1U
7/10
7/11
7/12
7/13
7/14
7/15
7/16
7/17
7/18
Sampling Date
Concentration
Current MCL

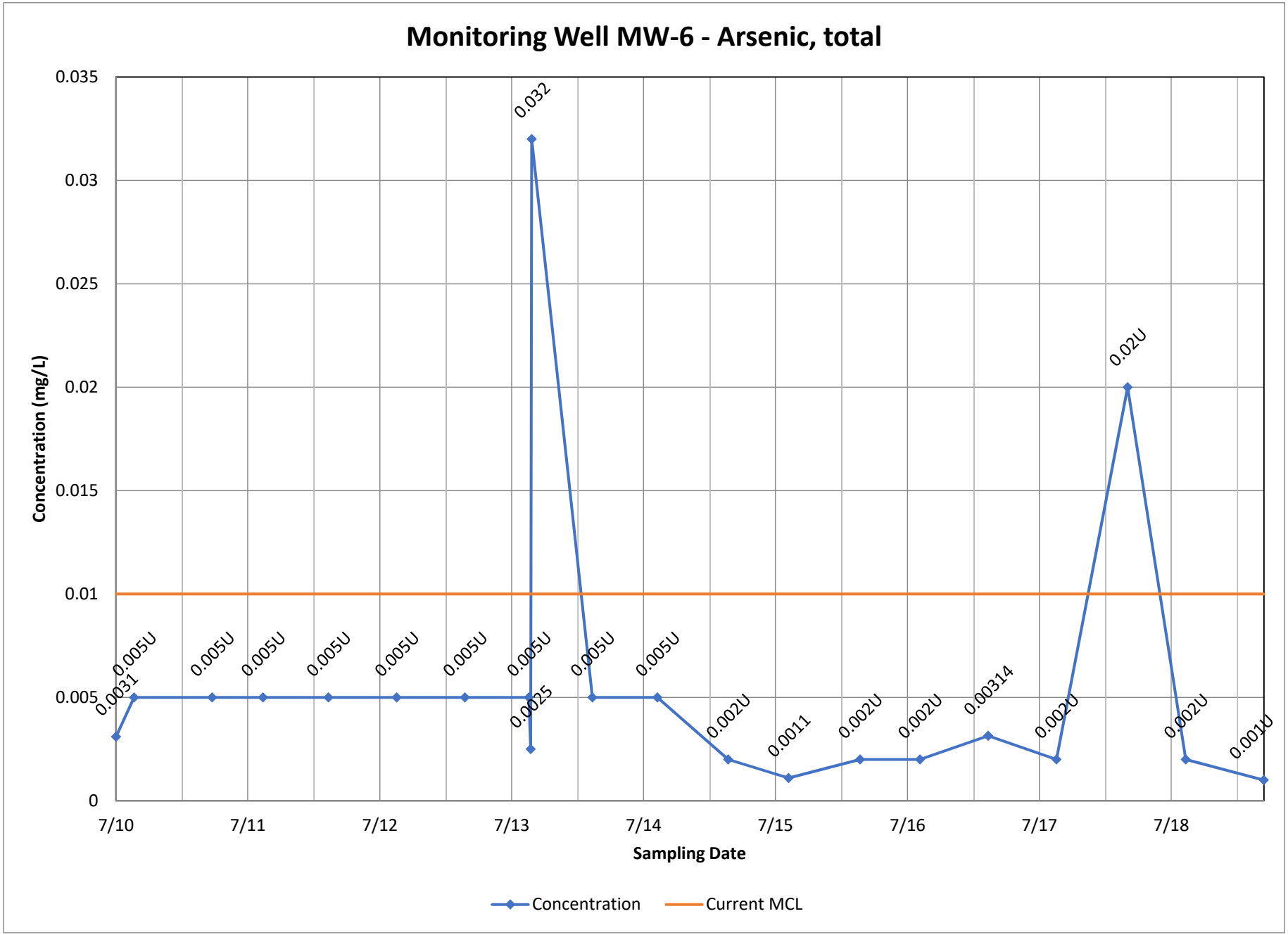
Monitoring Well MW-6 - Arsenic, total
Concentration (mg/L)
0.035
0.03
0.025
0.02
0.015
0.01
0.005
0
7/10
7/11
7/12
7/13
7/14
7/15
7/16
7/17
7/18
Sampling Date
0.0031
0.005U
0.005U
0.005U
0.005U
0.005U
0.005U
0.005U
0.0025
0.032
0.005U
0.005U
0.002U
0.0011
0.002U
0.002U
0.00314
0.002U
0.02U
0.002U
0.001U
Concentration
Current MCL

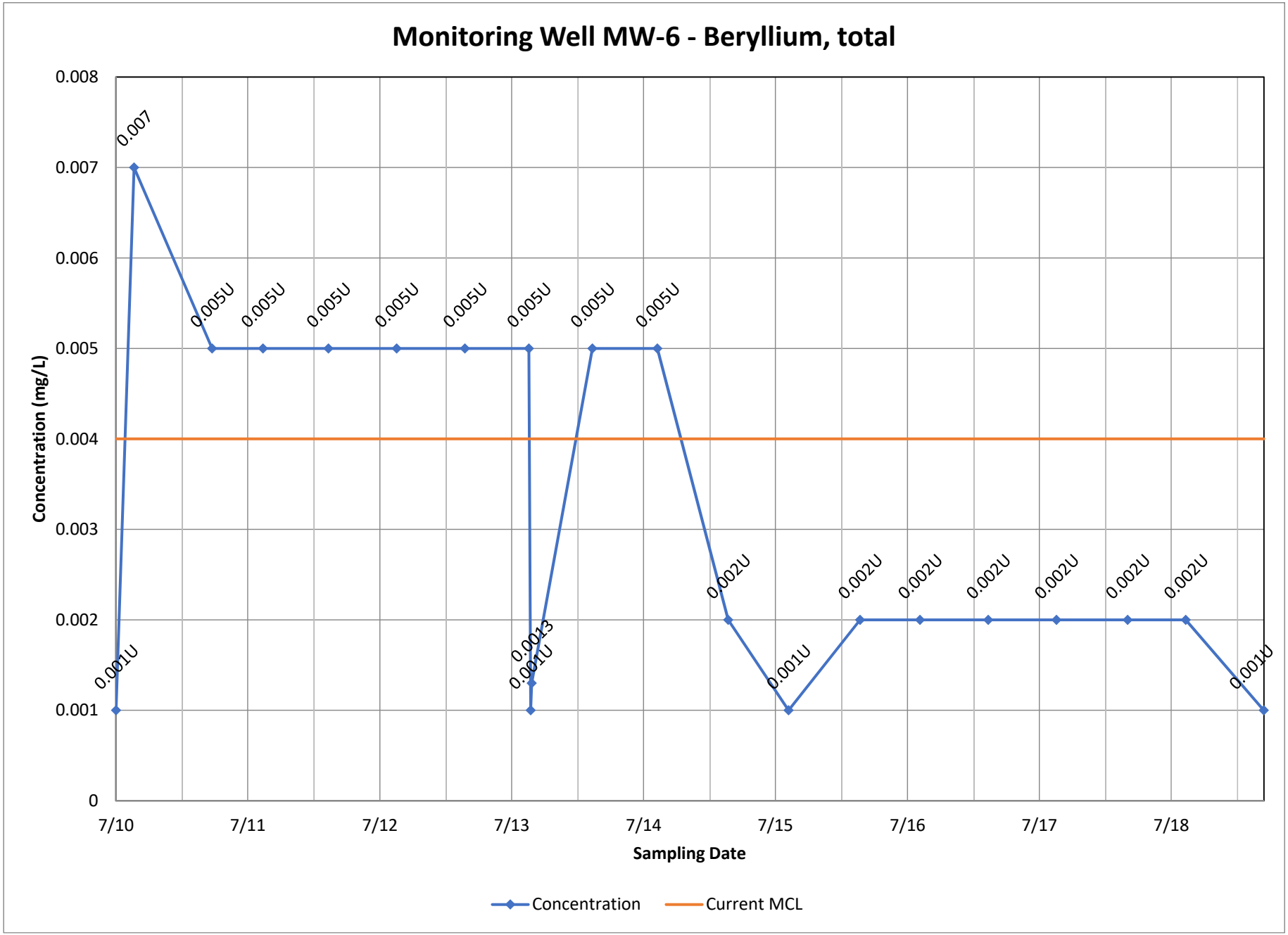
Monitoring Well MW-6 - Beryllium, total
0.008
0.007
0.006
0.005
0.004
0.003
0.002
0.001
0
Concentration (mg/L)
0.007
0.005U
0.005U
0.005U
0.005U
0.005U
0.005U
0.005U
0.005U
0.001U
0.0013
0.001U
0.002U
0.001U
0.002U
0.002U
0.002U
0.002U
0.002U
0.002U
0.001U
7/10
7/11
7/12
7/13
7/14
7/15
7/16
7/17
7/18
Sampling Date
Concentration
Current MCL

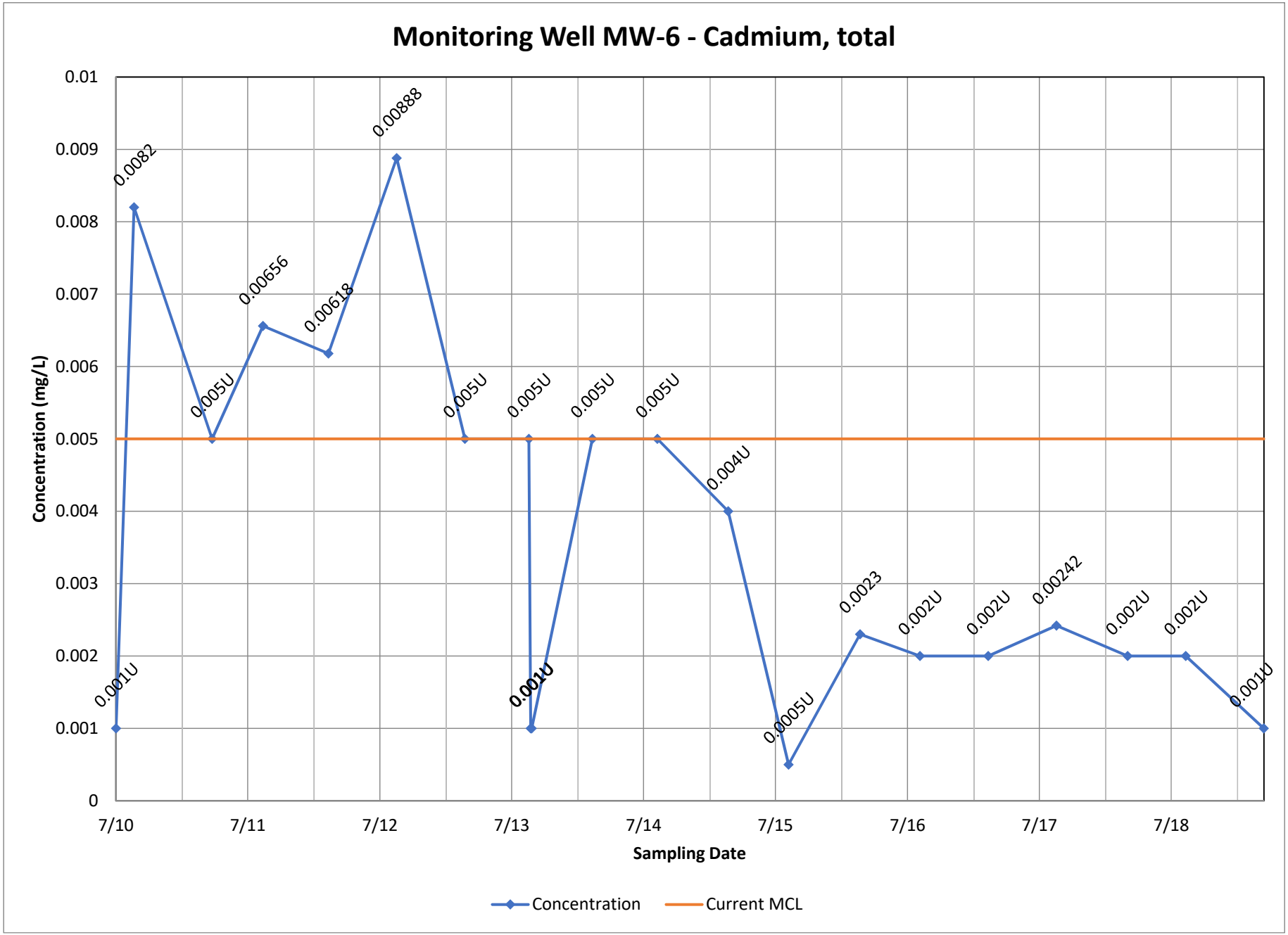
Monitoring Well MW-6 - Cadmium, total
Concentration (mg/L)
0.01
0.009
0.008
0.007
0.006
0.005
0.004
0.003
0.002
0.001
0
0.0082
0.005U
0.00656
0.00618
0.00888
0.005U
0.005U
0.005U
0.005U
0.004U
0.001U
0.001U
0.0005U
0.0023
0.002U
0.002U
0.00242
0.002U
0.002U
0.001U
7/10
7/11
7/12
7/13
7/14
7/15
7/16
7/17
7/18
Sampling Date
Concentration
Current MCL

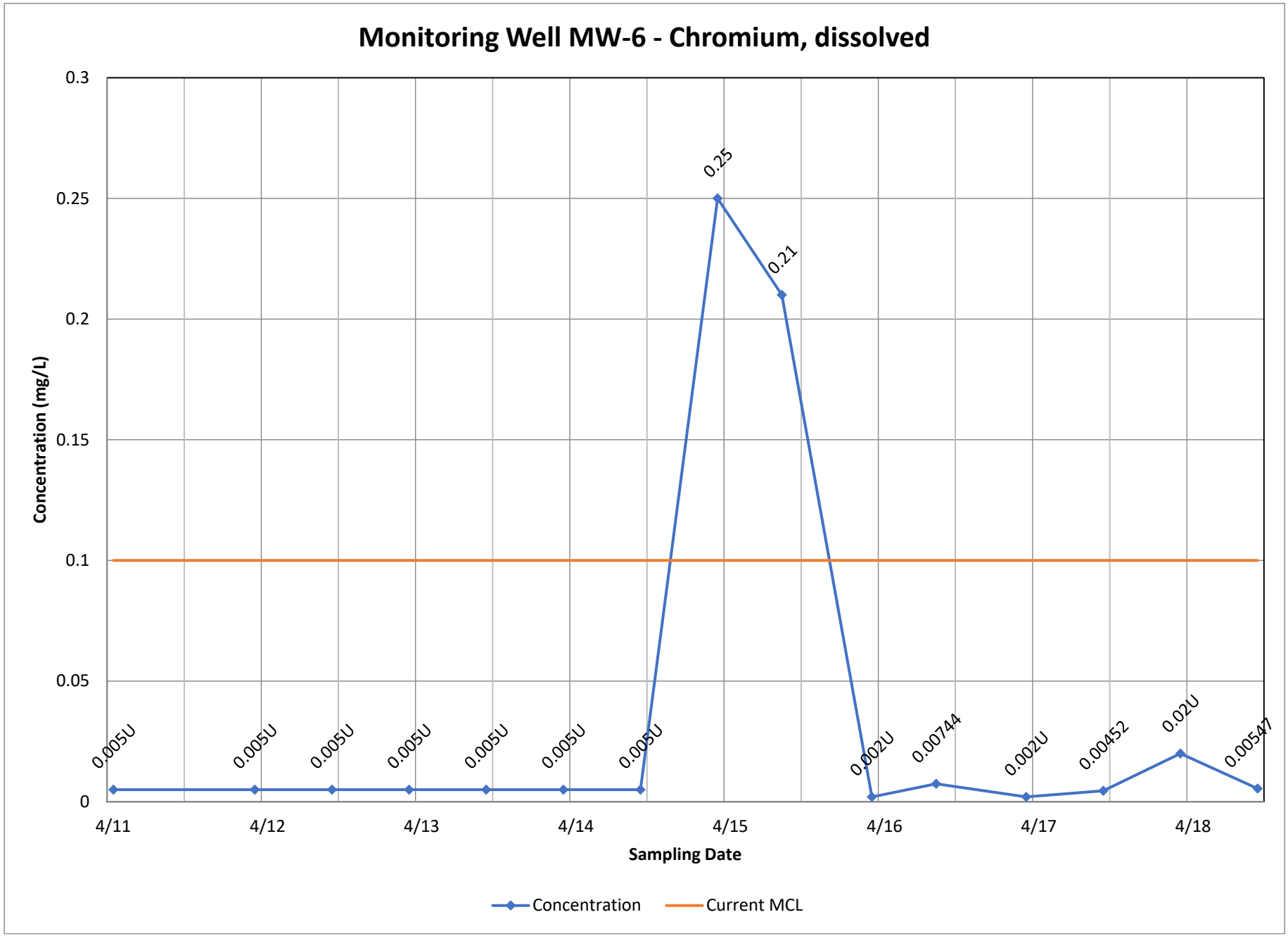
Monitoring Well MW-6 - Chromium, dissolved
Concentration (mg/L)
0.3
0.25
0.2
0.15
0.1
0.05
0
0.005U
0.005U
0.005U
0.005U
0.005U
0.005U
0.005U
0.25
0.21
0.002U
0.00744
0.002U
0.00452
0.02U
0.00547
4/11
4/12
4/13
4/14
4/15
4/16
4/17
4/18
Sampling Date
Concentration
Current MCL

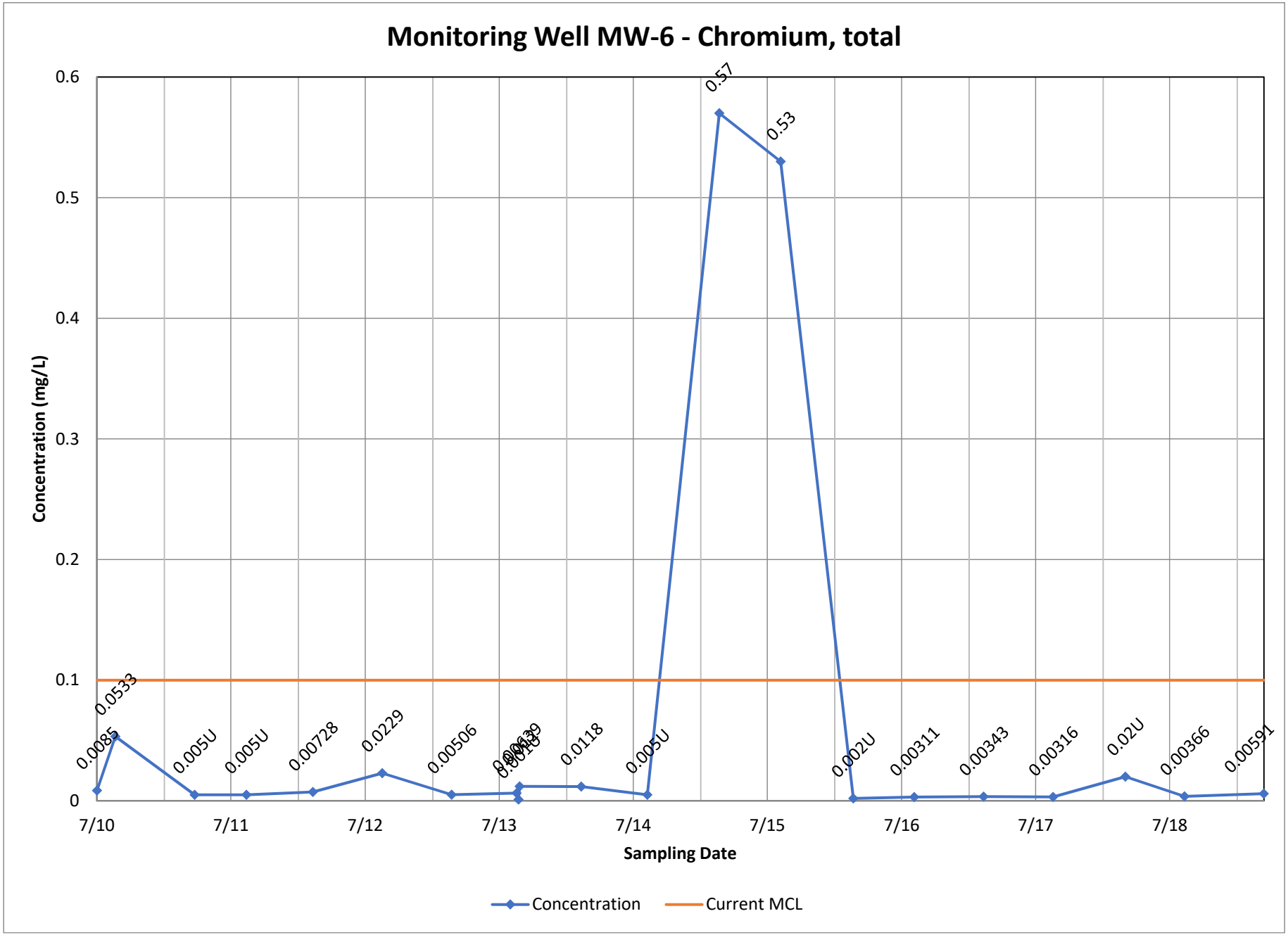
Monitoring Well MW-6 - Chromium, total
Concentration (mg/L)
0.6
0.5
0.4
0.3
0.2
0.1
0
0.0085
0.0533
0.005U
0.005U
0.00728
0.0229
0.00506
0.0118
0.005U
0.57
0.53
0.002U
0.00311
0.00343
0.00316
0.02U
0.00366
0.00591
7/10
7/11
7/12
7/13
7/14
7/15
7/16
7/17
7/18
Sampling Date
Concentration
Current MCL

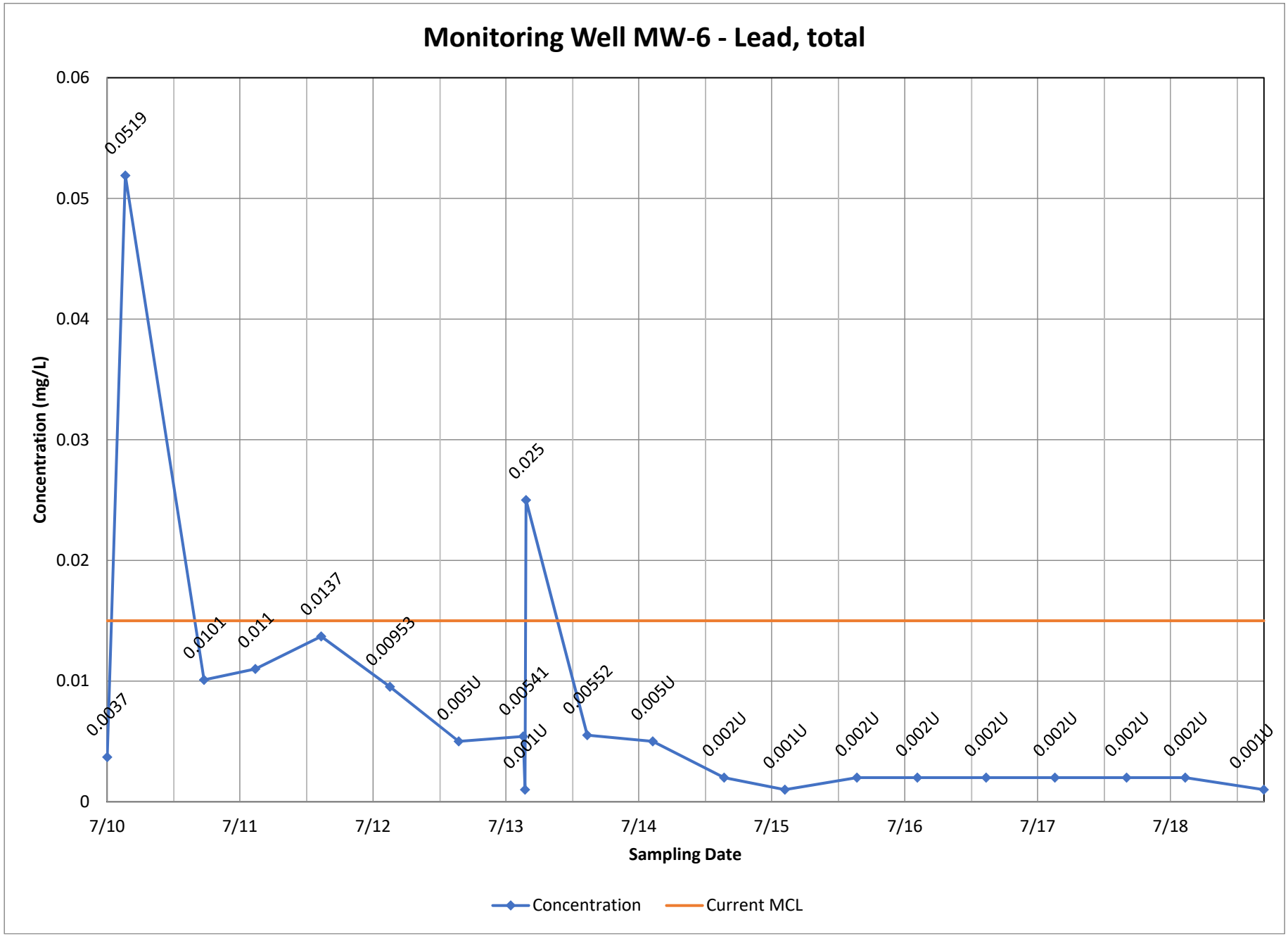
Monitoring Well MW-6 - Lead, total
Concentration (mg/L)
0.06
0.05
0.04
0.03
0.02
0.01
0
0.0519
0.0037
0.0101
0.011
0.0137
0.00953
0.005U
0.025
0.00541
0.001U
0.00552
0.005U
0.002U
0.001U
0.002U
0.002U
0.002U
0.002U
0.002U
0.002U
0.001U
7/10
7/11
7/12
7/13
7/14
7/15
7/16
7/17
7/18
Sampling Date
Concentration
Current MCL

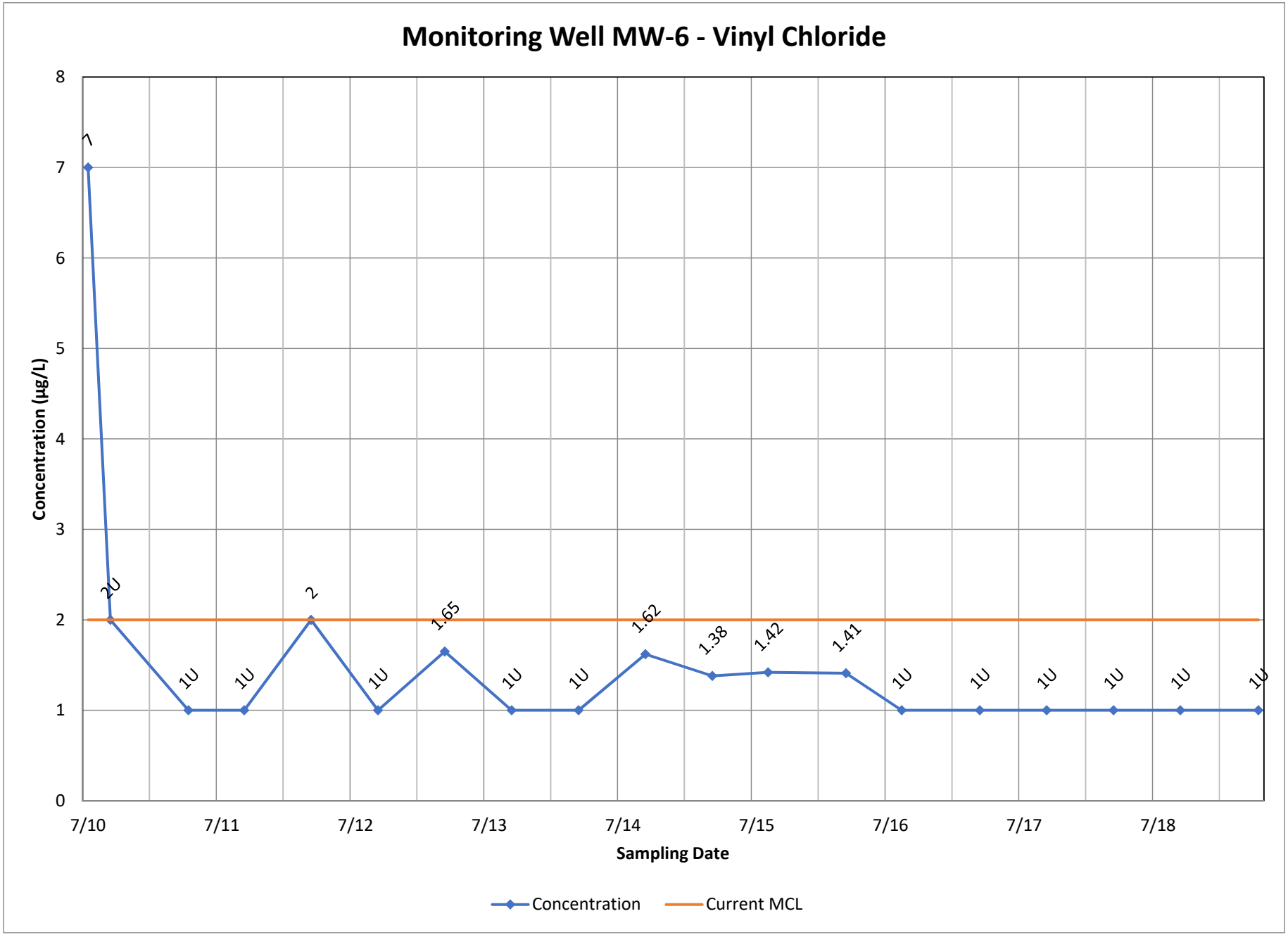
Monitoring Well MW-6 - Vinyl Chloride
Concentration (µg/L)
8
7
6
5
4
3
2
1
0
7
2U
1U
1U
2
1U
1.65
1U
1U
1.62
1.38
1.42
1.41
1U
1U
1U
1U
1U
1U
7/10
7/11
7/12
7/13
7/14
7/15
7/16
7/17
7/18
Sampling Date
Concentration
Current MCL

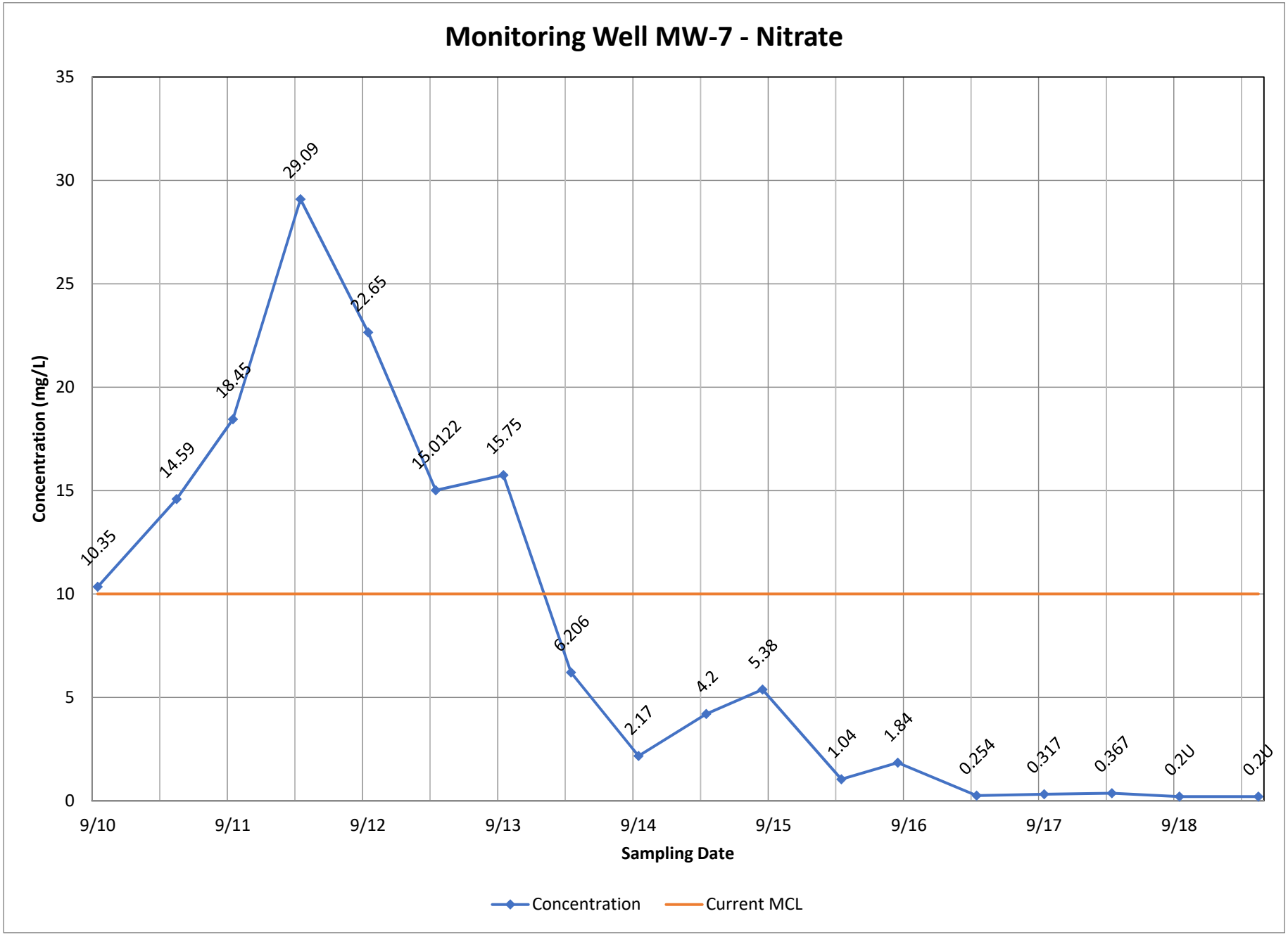
Monitoring Well MW-7 - Nitrate
Concentration (mg/L)
35
30
25
20
15
10
5
0
10.35
14.59
18.45
29.09
22.65
15.0122
15.75
6.206
2.17
4.2
5.38
1.04
1.84
0.254
0.317
0.367
0.2U
0.2U
9/10
9/11
9/12
9/13
9/14
9/15
9/16
9/17
9/18
Sampling Date
Concentration
Current MCL

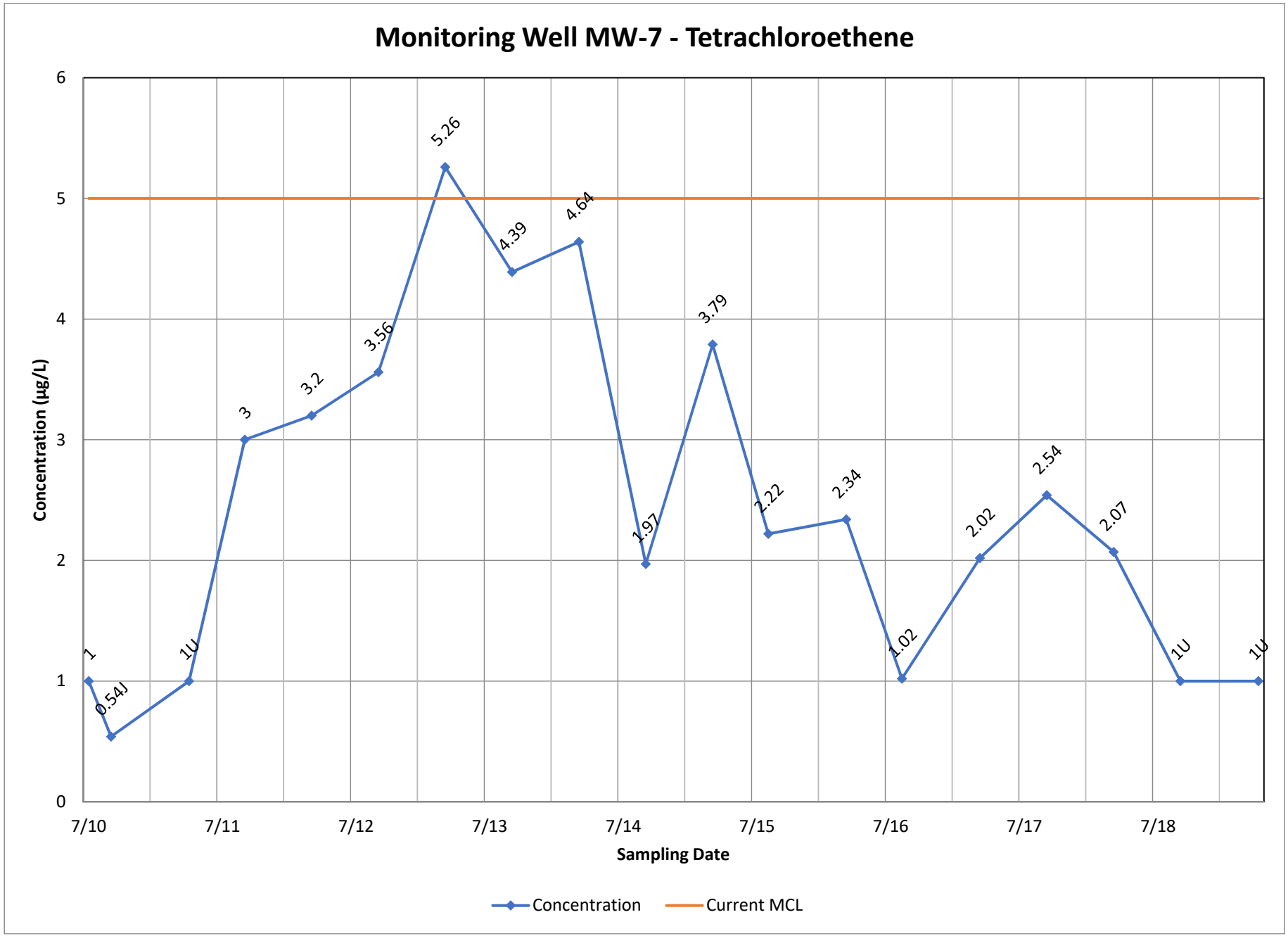
Monitoring Well MW-7 - Tetrachloroethene
Concentration (µg/L)
6
5
4
3
2
1
0
1
0.54J
1U
3
3.2
3.56
5.26
4.39
4.64
1.97
3.79
2.22
2.34
1.02
2.02
2.54
2.07
1U
1U
7/10
7/11
7/12
7/13
7/14
7/15
7/16
7/17
7/18
Sampling Date
Concentration
Current MCL

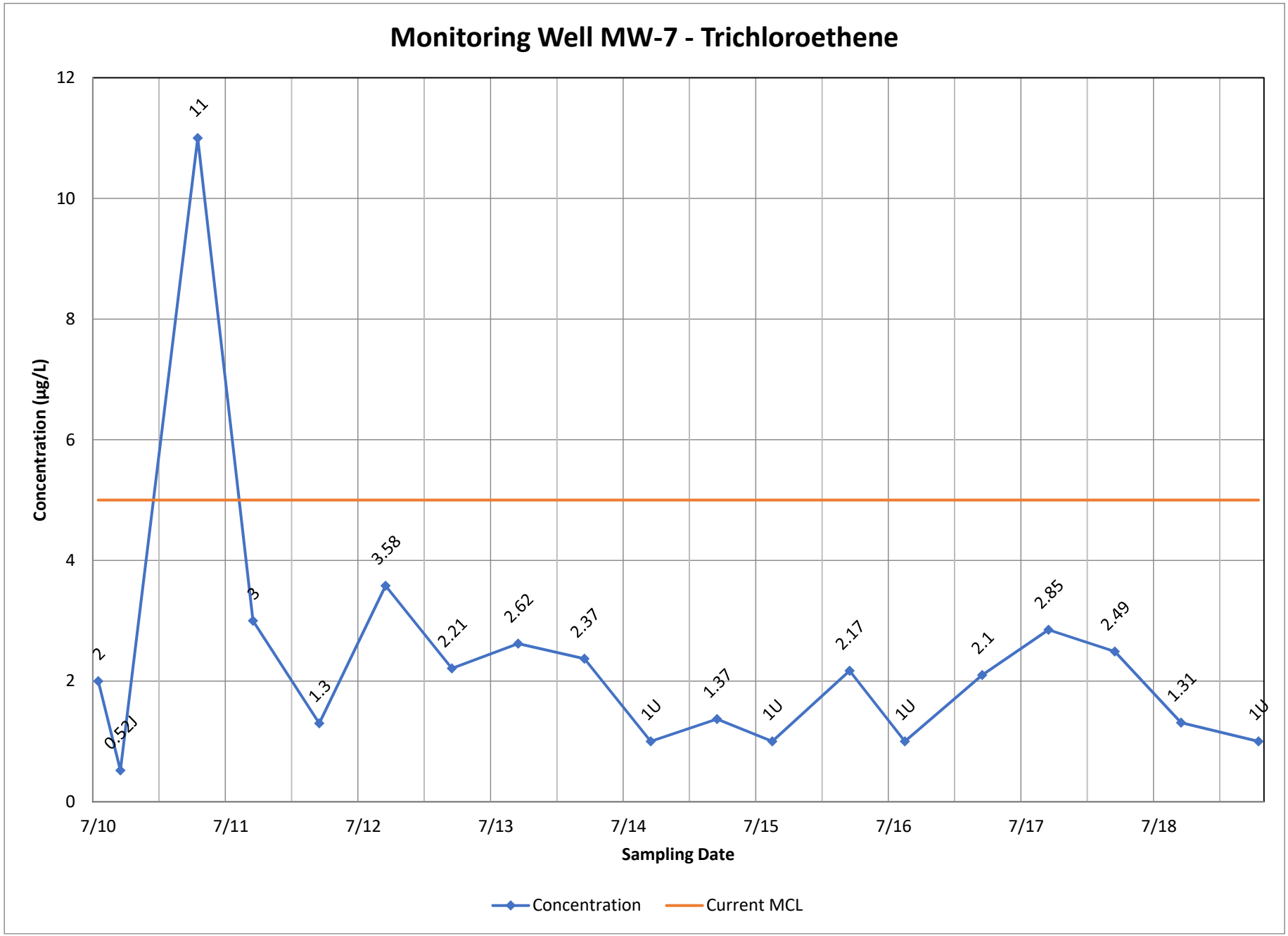
Monitoring Well MW-7 - Trichloroethene
Concentration (µg/L)
12
10
8
6
4
2
0
7/10
7/11
7/12
7/13
7/14
7/15
7/16
7/17
7/18
Sampling Date
2
0.52J
11
3
1.3
3.58
2.21
2.62
2.37
1U
1.37
1U
2.17
1U
2.1
2.85
2.49
1.31
1U
Concentration
Current MCL

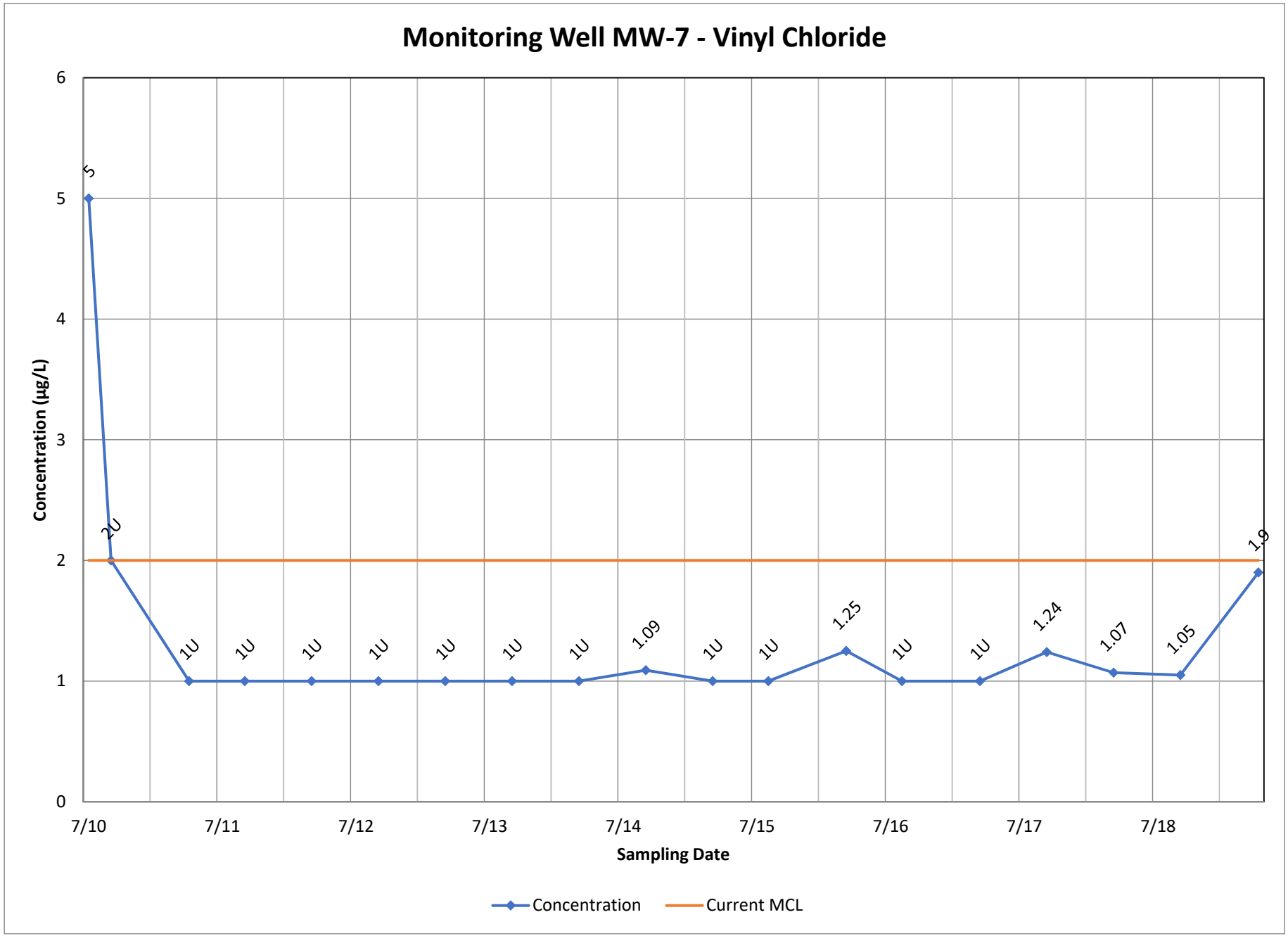
Monitoring Well MW-7 - Vinyl Chloride
Concentration (µg/L)
6
5
4
3
2
1
0
5
2U
1U
1U
1U
1U
1U
1U
1U
1.09
1U
1U
1.25
1U
1U
1.24
1.07
1.05
1.9
7/10
7/11
7/12
7/13
7/14
7/15
7/16
7/17
7/18
Sampling Date
Concentration
Current MCL

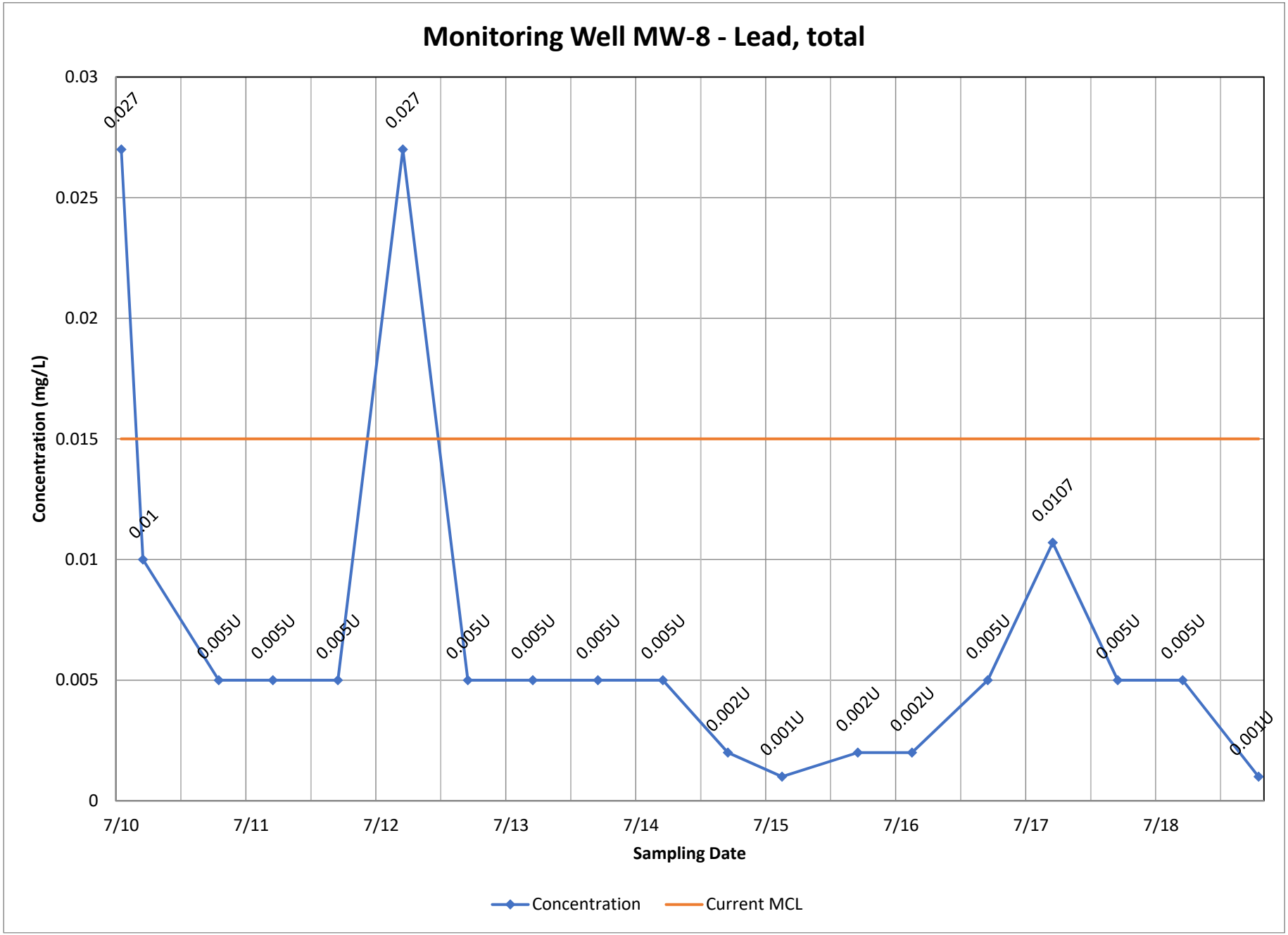
Monitoring Well MW-8 - Lead, total
Concentration (mg/L)
0.03
0.025
0.02
0.015
0.01
0.005
0
7/10
7/11
7/12
7/13
7/14
7/15
7/16
7/17
7/18
Sampling Date
0.027
0.01
0.005U
0.005U
0.005U
0.027
0.005U
0.005U
0.005U
0.005U
0.002U
0.001U
0.002U
0.002U
0.005U
0.0107
0.005U
0.005U
0.001U
Concentration
Current MCL

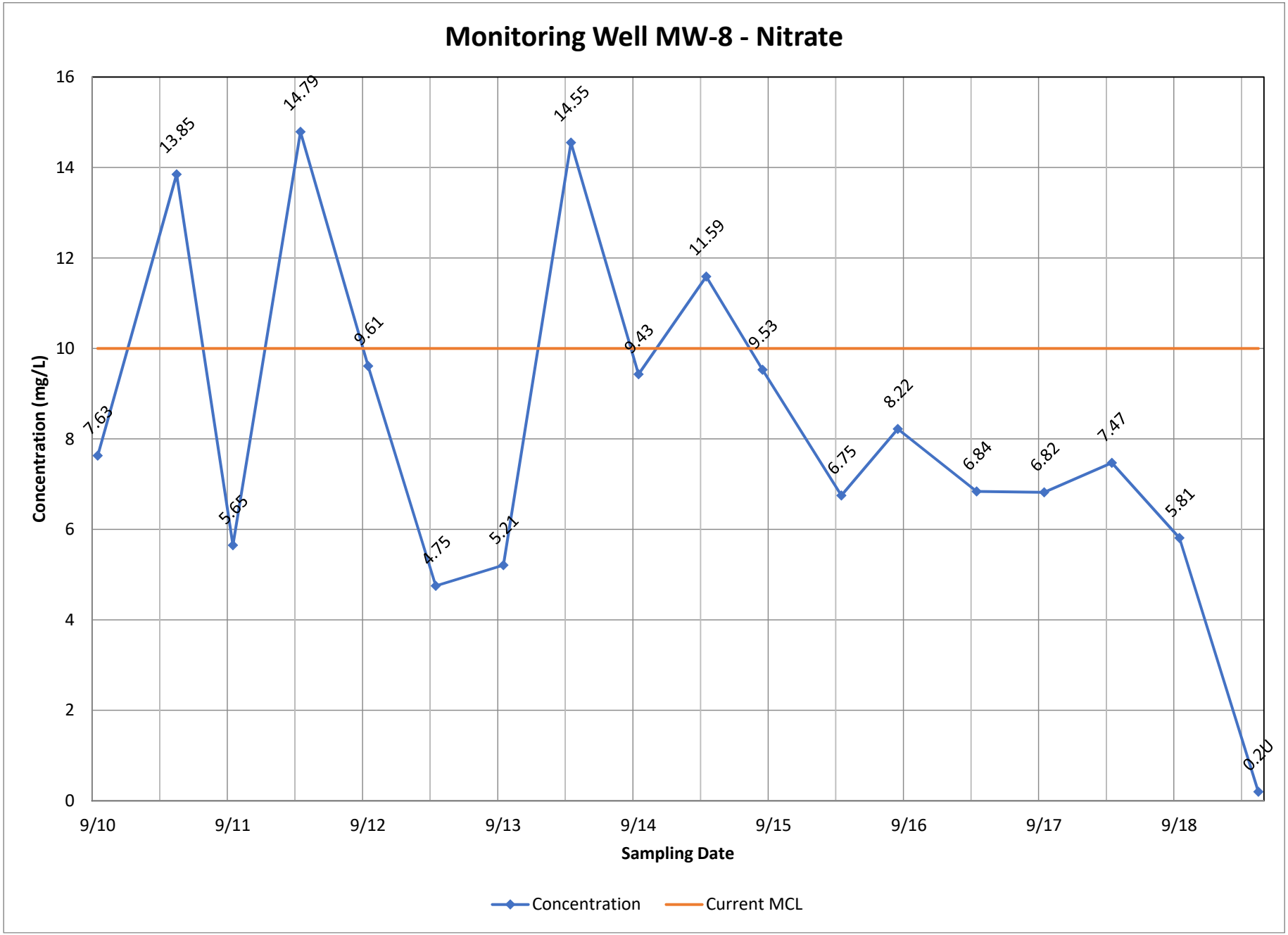
Monitoring Well MW-8 - Nitrate
Concentration (mg/L)
16
14
12
10
8
6
4
2
0
7.63
13.85
5.65
14.79
9.61
4.75
5.21
14.55
9.43
11.59
9.53
6.75
8.22
6.84
6.82
7.47
5.81
0.20U
9/10
9/11
9/12
9/13
9/14
9/15
9/16
9/17
9/18
Sampling Date
Concentration
Current MCL

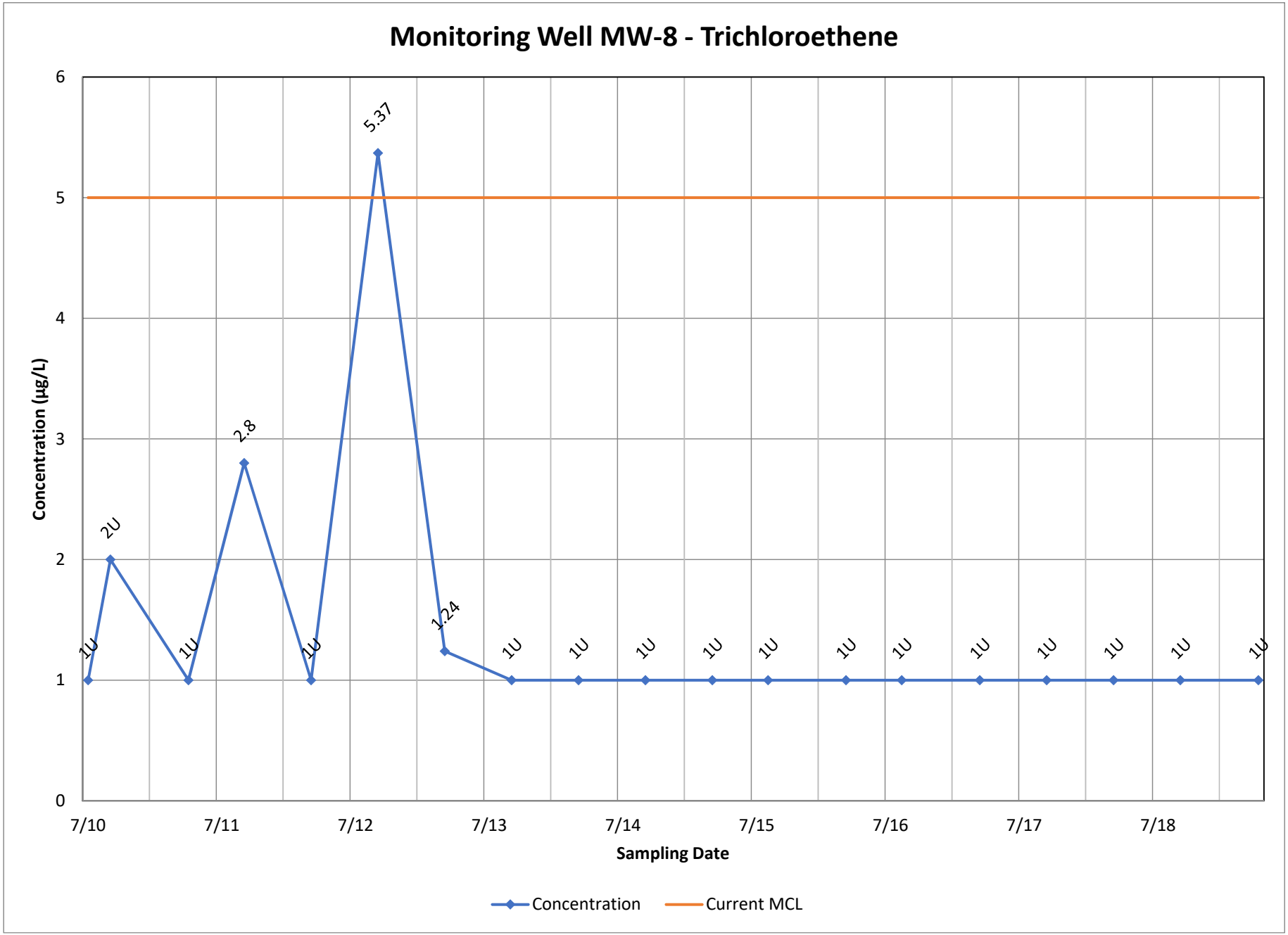
Monitoring Well MW-8 - Trichloroethene
Concentration (µg/L)
6
5
4
3
2
1
0
5.37
2.8
2U
1.24
1U
7/10
7/11
7/12
7/13
7/14
7/15
7/16
7/17
7/18
Sampling Date
Concentration
Current MCL

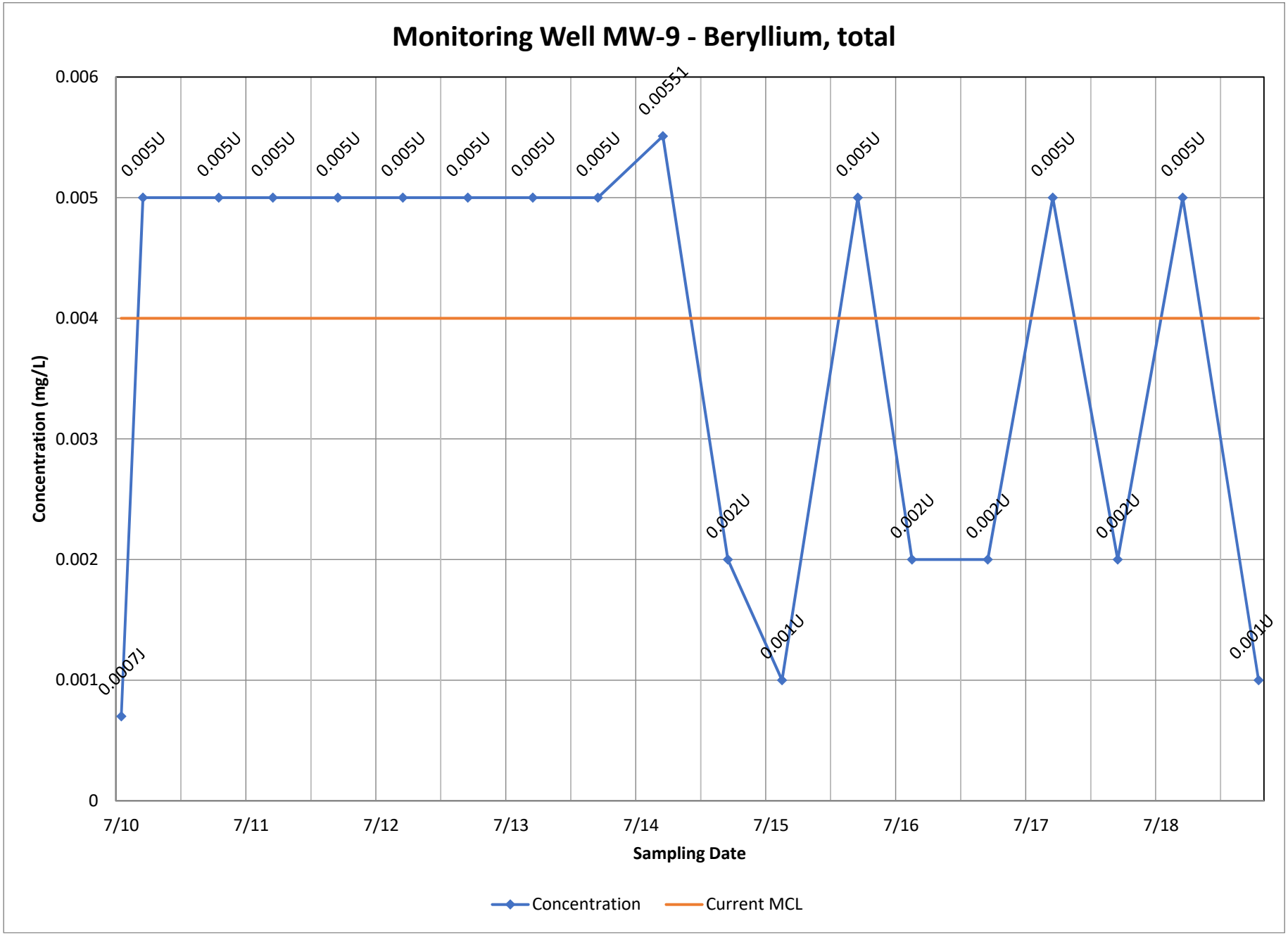
Monitoring Well MW-9 - Beryllium, total
0.006
0.005
0.004
0.003
0.002
0.001
0
Concentration (mg/L)
0.0007J
0.005U
0.005U
0.005U
0.005U
0.005U
0.005U
0.005U
0.005U
0.00551
0.002U
0.001U
0.005U
0.002U
0.002U
0.005U
0.002U
0.005U
0.001U
7/10
7/11
7/12
7/13
7/14
7/15
7/16
7/17
7/18
Sampling Date
Concentration
Current MCL

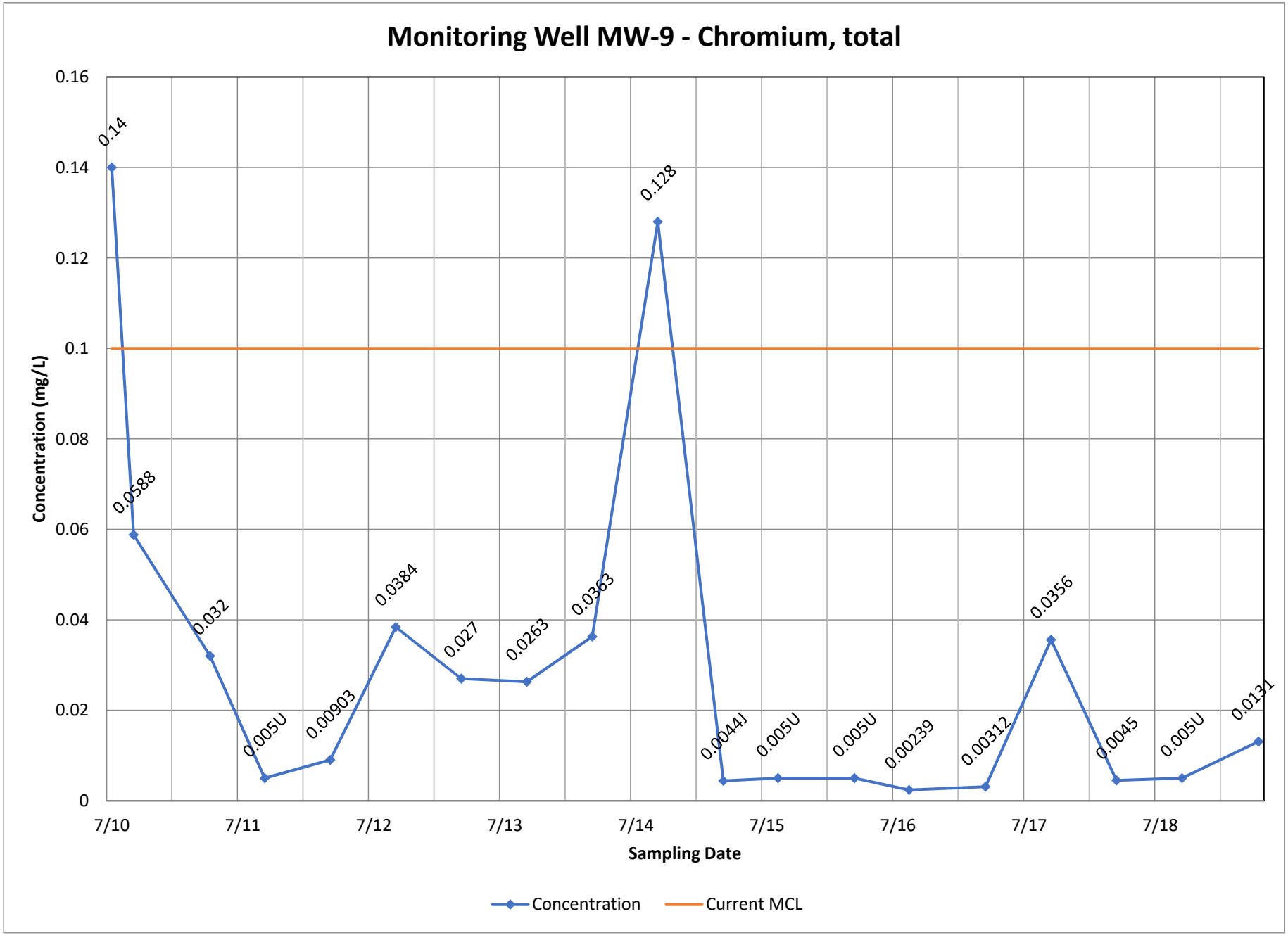
Monitoring Well MW-9 - Chromium, total
Concentration (mg/L)
0.16
0.14
0.12
0.1
0.08
0.06
0.04
0.02
0
0.14
0.0588
0.032
0.005U
0.00903
0.0384
0.027
0.0263
0.0363
0.128
0.0044J
0.005U
0.005U
0.00239
0.00312
0.0356
0.0045
0.005U
0.0131
7/10
7/11
7/12
7/13
7/14
7/15
7/16
7/17
7/18
Sampling Date
Concentration
Current MCL

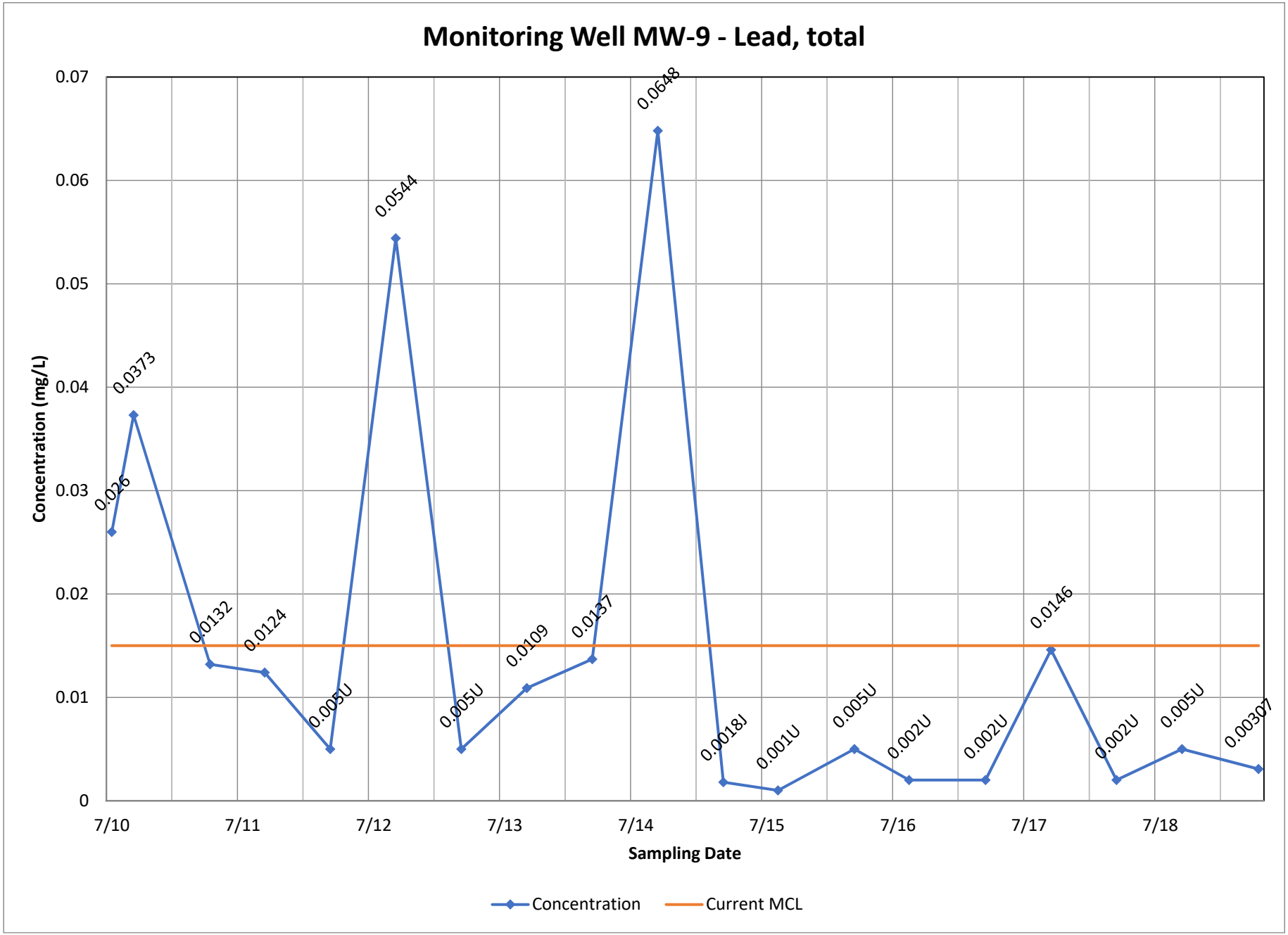
Monitoring Well MW-9 - Lead, total
Concentration (mg/L)
0.07
0.06
0.05
0.04
0.03
0.02
0.01
0
0.026
0.0373
0.0132
0.0124
0.005U
0.0544
0.005U
0.0109
0.0137
0.0648
0.0018J
0.001U
0.005U
0.002U
0.002U
0.0146
0.002U
0.005U
0.00307
7/10
7/11
7/12
7/13
7/14
7/15
7/16
7/17
7/18
Sampling Date
Concentration
Current MCL

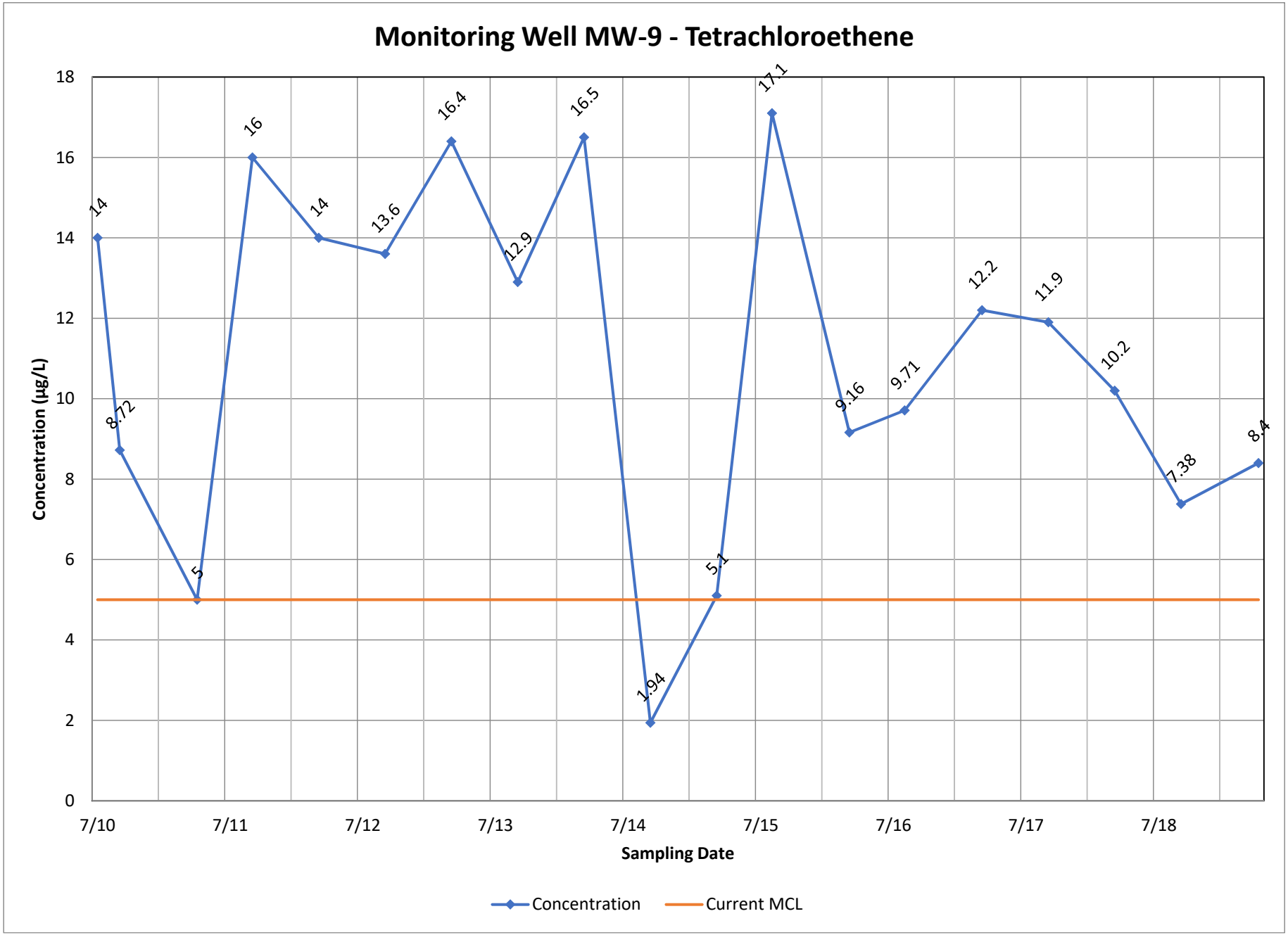
Monitoring Well MW-9 - Tetrachloroethene
Concentration (µg/L)
18
16
14
12
10
8
6
4
2
0
14
8.72
5
16
14
13.6
16.4
12.9
16.5
1.94
5.1
17.1
9.16
9.71
12.2
11.9
10.2
7.38
8.4
7/10
7/11
7/12
7/13
7/14
7/15
7/16
7/17
7/18
Sampling Date
Concentration
Current MCL

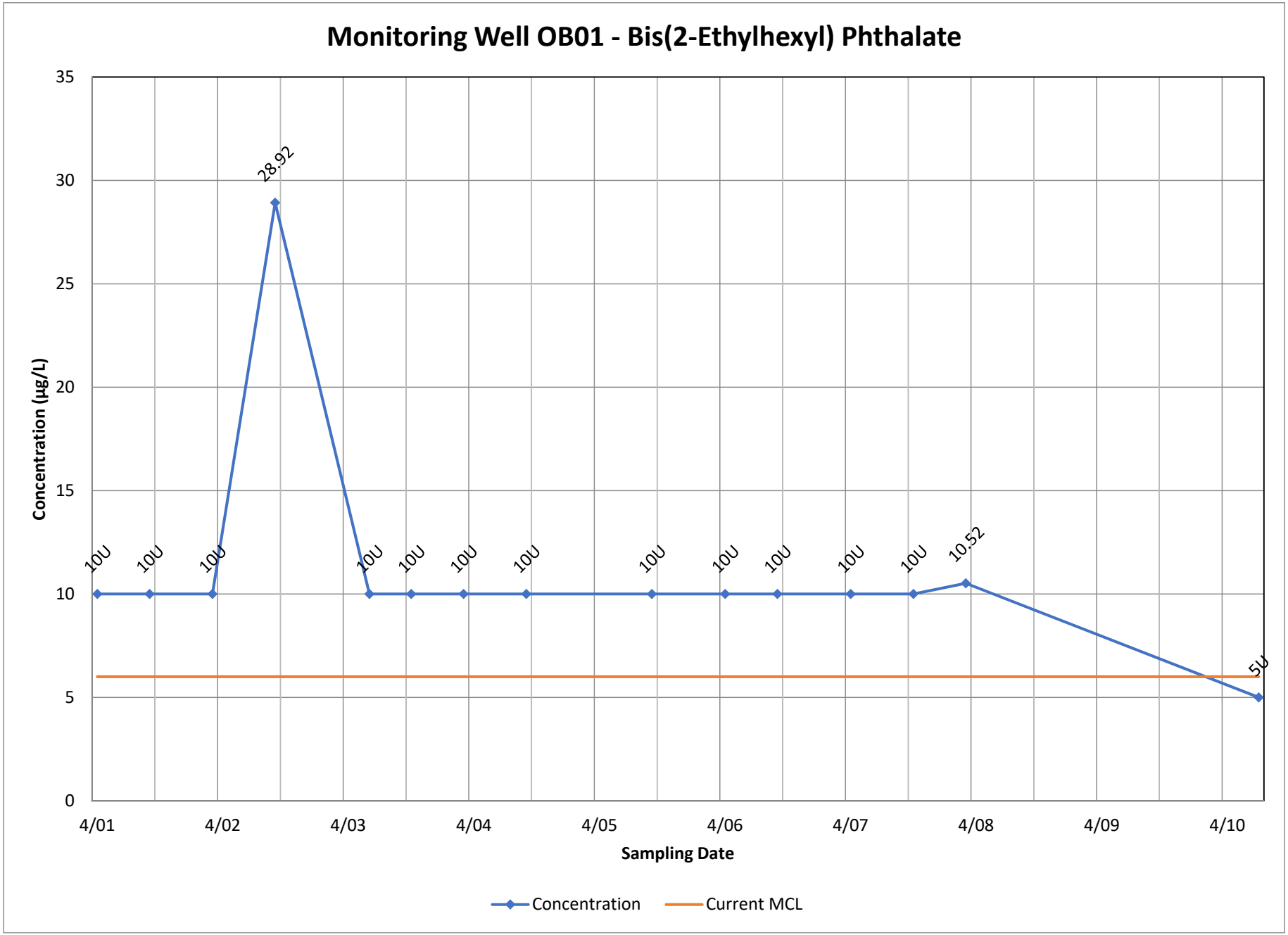
Monitoring Well OB01 - Bis(2-Ethylhexyl) Phthalate
Concentration (µg/L)
35
30
25
20
15
10
5
0
28.92
10U
10U
10U
10U
10U
10U
10U
10U
10U
10U
10U
10U
10.52
5U
4/01
4/02
4/03
4/04
4/05
4/06
4/07
4/08
4/09
4/10
Sampling Date
Concentration
Current MCL

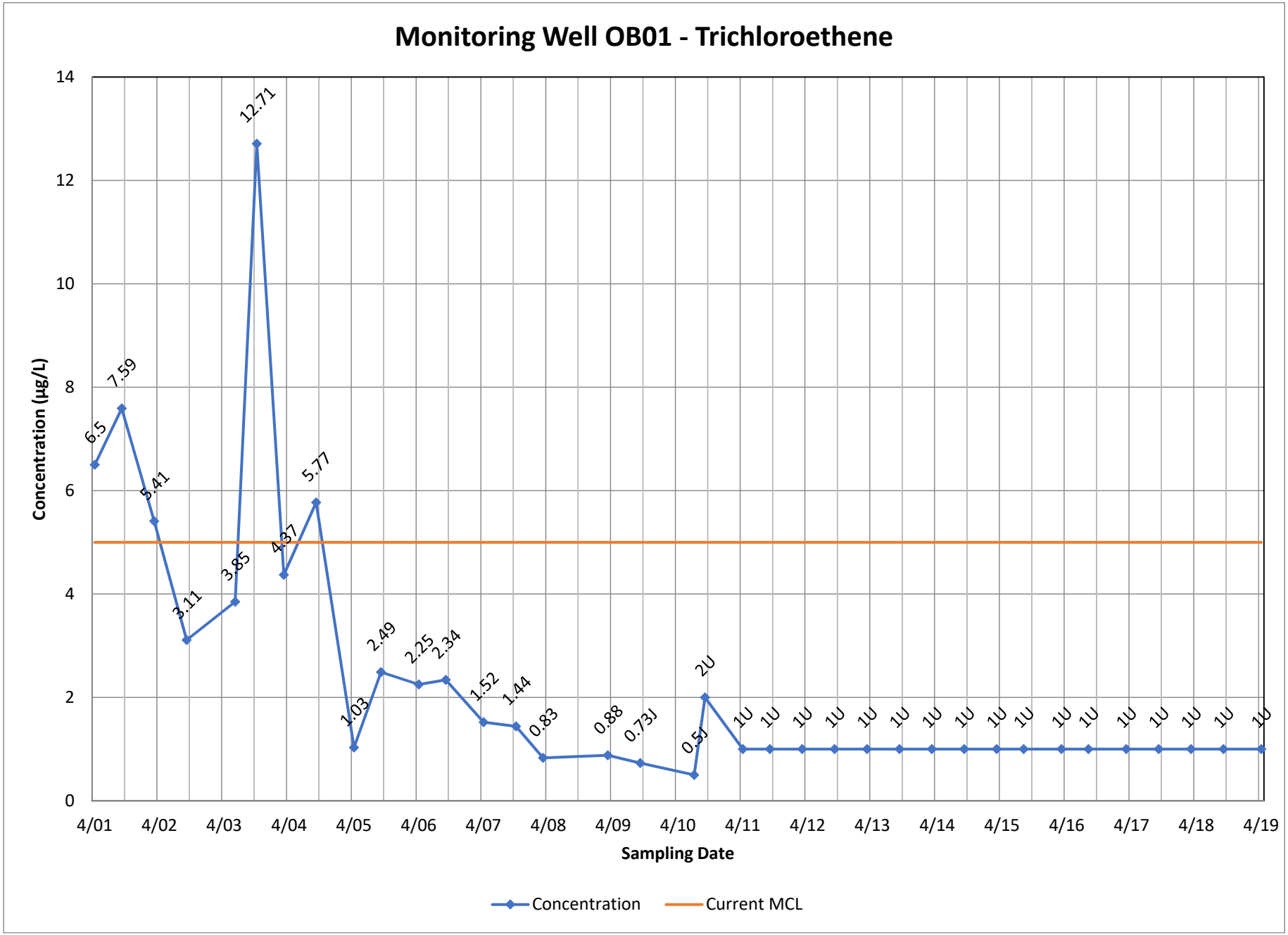
Monitoring Well OB01 - Trichloroethene
Concentration (µg/L)
14
12
10
8
6
4
2
0
6.5
7.59
5.41
3.11
3.85
12.71
4.37
5.77
1.03
2.49
2.25
2.34
1.52
1.44
0.83
0.88
0.73J
0.5J
2U
1U
4/01
4/02
4/03
4/04
4/05
4/06
4/07
4/08
4/09
4/10
4/11
4/12
4/13
4/14
4/15
4/16
4/17
4/18
4/19
Sampling Date
Concentration
Current MCL

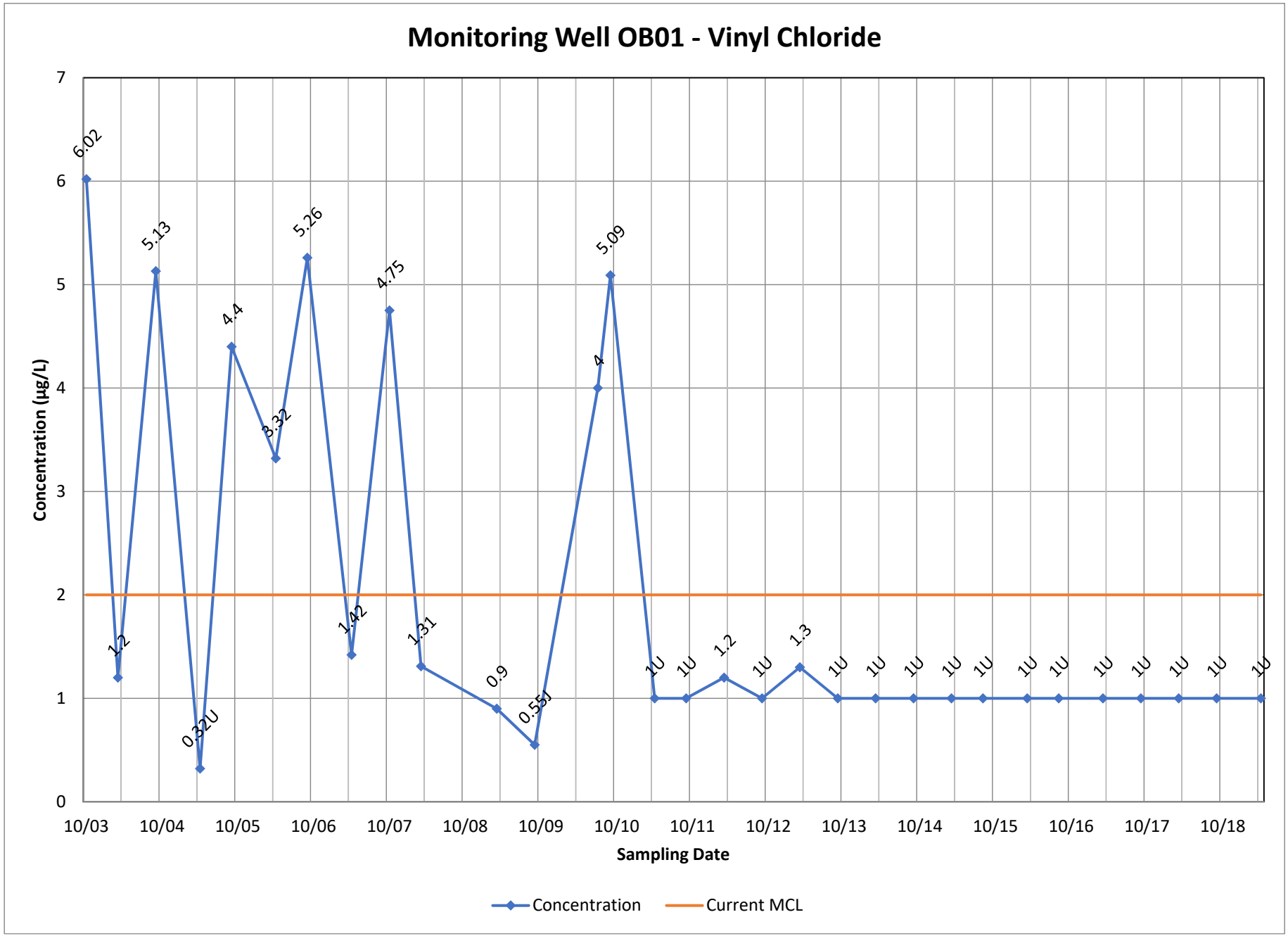
Monitoring Well OB01 - Vinyl Chloride
Concentration (µg/L)
Sampling Date
0
1
2
3
4
5
6
7
10/03
10/04
10/05
10/06
10/07
10/08
10/09
10/10
10/11
10/12
10/13
10/14
10/15
10/16
10/17
10/18
6.02
1.2
5.13
0.32U
4.4
3.32
5.26
1.42
4.75
1.31
0.9
0.55J
4
5.09
1U
1U
1.2
1U
1.3
1U
1U
1U
1U
1U
1U
1U
1U
1U
1U
1U
Concentration
Current MCL

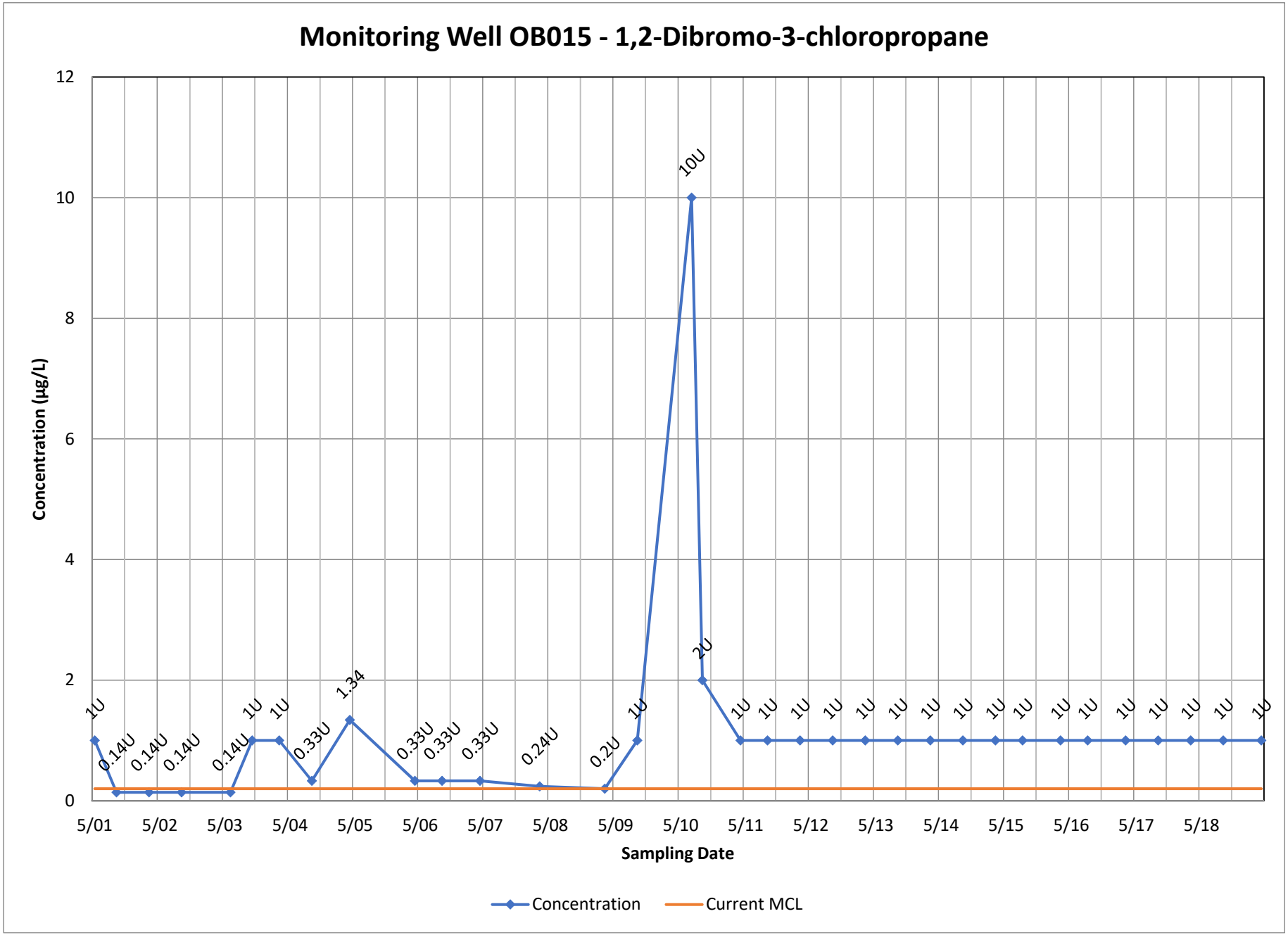
Monitoring Well OB015 - 1,2-Dibromo-3-chloropropane
Concentration (µg/L)
12
10
8
6
4
2
0
1U
0.14U
0.14U
0.14U
0.14U
1U
1U
0.33U
1.34
0.33U
0.33U
0.33U
0.24U
0.2U
1U
10U
2U
1U
1U
1U
1U
1U
1U
1U
1U
1U
1U
1U
1U
1U
1U
1U
1U
1U
5/01
5/02
5/03
5/04
5/05
5/06
5/07
5/08
5/09
5/10
5/11
5/12
5/13
5/14
5/15
5/16
5/17
5/18
Sampling Date
Concentration
Current MCL

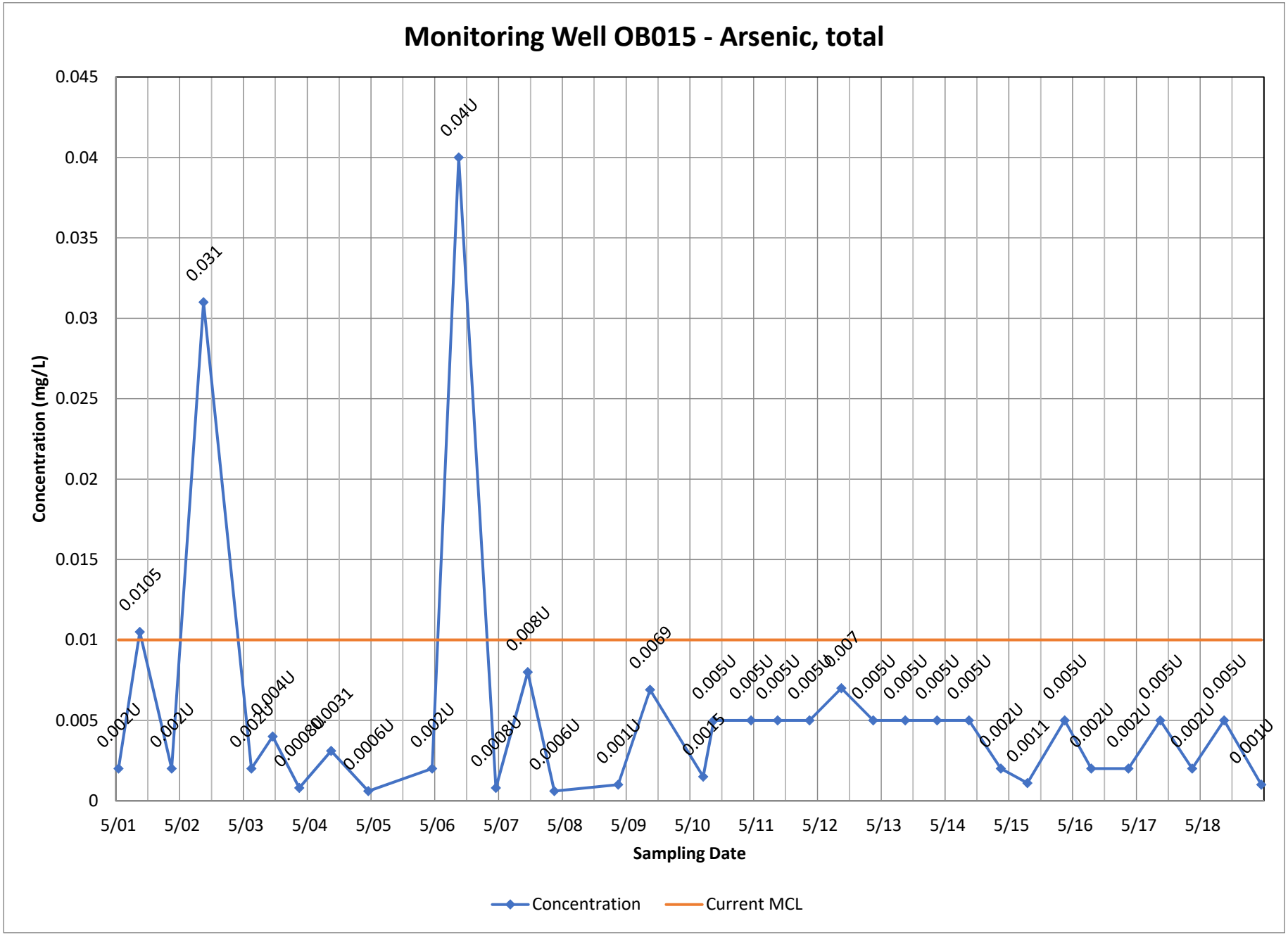
Monitoring Well OB015 - Arsenic, total
Concentration (mg/L)
0.045
0.04
0.035
0.03
0.025
0.02
0.015
0.01
0.005
0
5/01
5/02
5/03
5/04
5/05
5/06
5/07
5/08
5/09
5/10
5/11
5/12
5/13
5/14
5/15
5/16
5/17
5/18
Sampling Date
0.0105
0.031
0.04U
0.008U
0.0069
0.007
0.0011
0.001U
Concentration
Current MCL

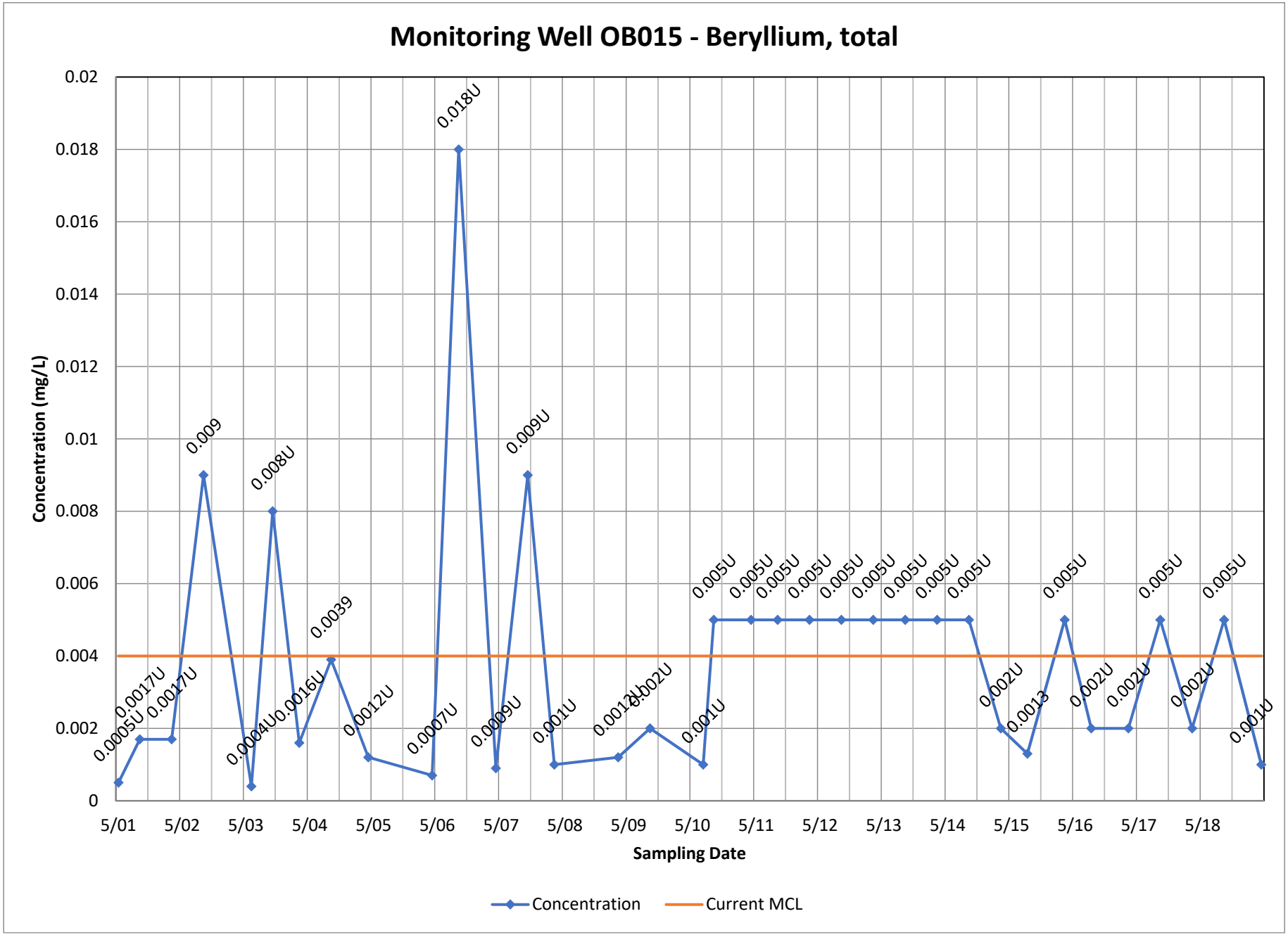
Monitoring Well OB015 - Beryllium, total
Concentration (mg/L)
0.02
0.018
0.016
0.014
0.012
0.01
0.008
0.006
0.004
0.002
0
0.0005U
0.0017U
0.0017U
0.009
0.0004U
0.008U
0.0016U
0.0039
0.0012U
0.0007U
0.018U
0.0009U
0.009U
0.001U
0.0012U
0.002U
0.001U
0.005U
0.005U
0.005U
0.005U
0.005U
0.005U
0.005U
0.005U
0.005U
0.002U
0.0013
0.005U
0.002U
0.002U
0.005U
0.002U
0.005U
0.001U
5/01
5/02
5/03
5/04
5/05
5/06
5/07
5/08
5/09
5/10
5/11
5/12
5/13
5/14
5/15
5/16
5/17
5/18
Sampling Date
Concentration
Current MCL

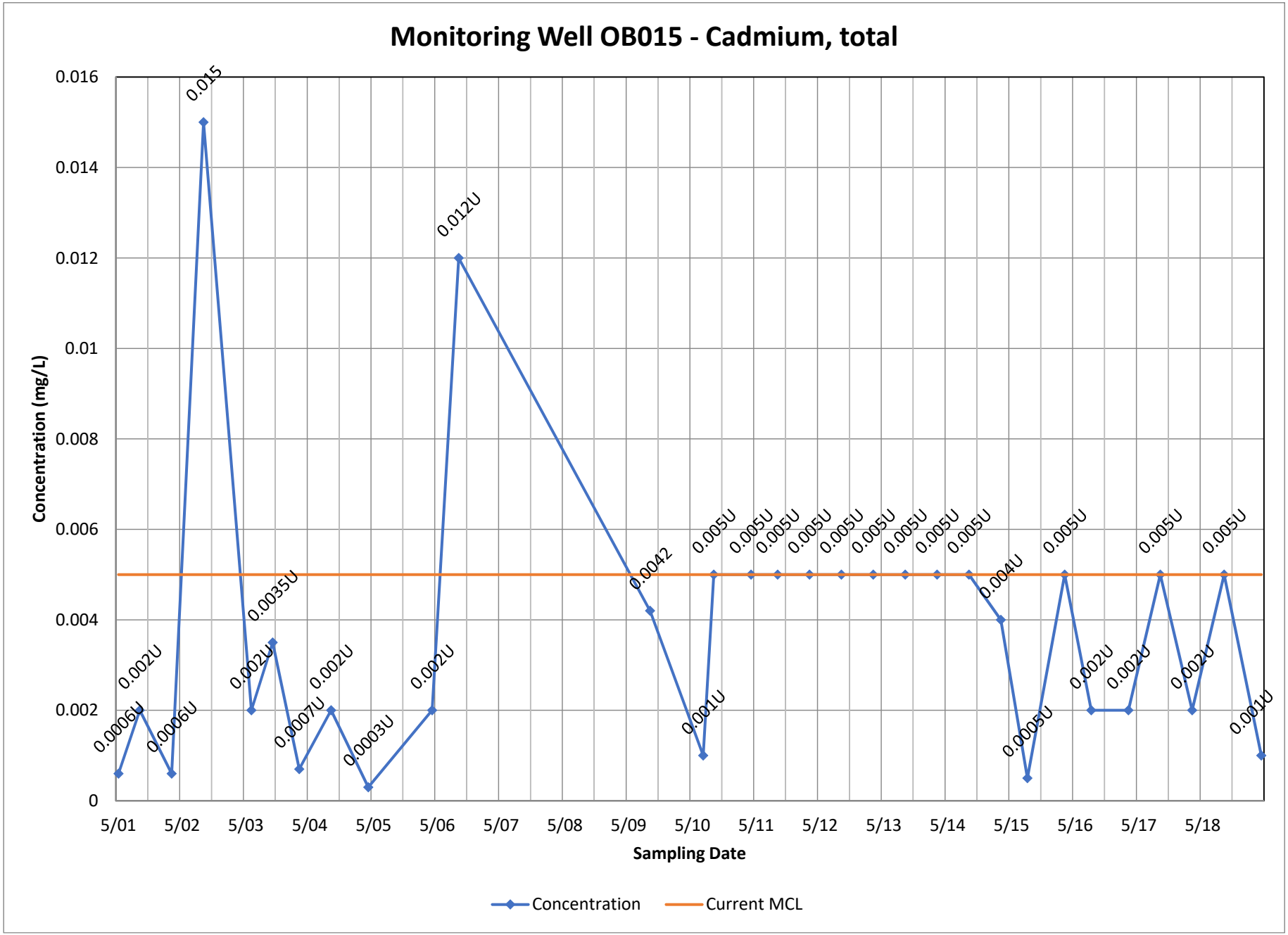
Monitoring Well OB015 - Cadmium, total
Concentration (mg/L)
0.016
0.014
0.012
0.01
0.008
0.006
0.004
0.002
0
0.015
0.012U
0.0042
0.005U
0.004U
0.0035U
0.002U
0.0006U
0.0007U
0.0003U
0.001U
0.0005U
5/01
5/02
5/03
5/04
5/05
5/06
5/07
5/08
5/09
5/10
5/11
5/12
5/13
5/14
5/15
5/16
5/17
5/18
Sampling Date
Concentration
Current MCL

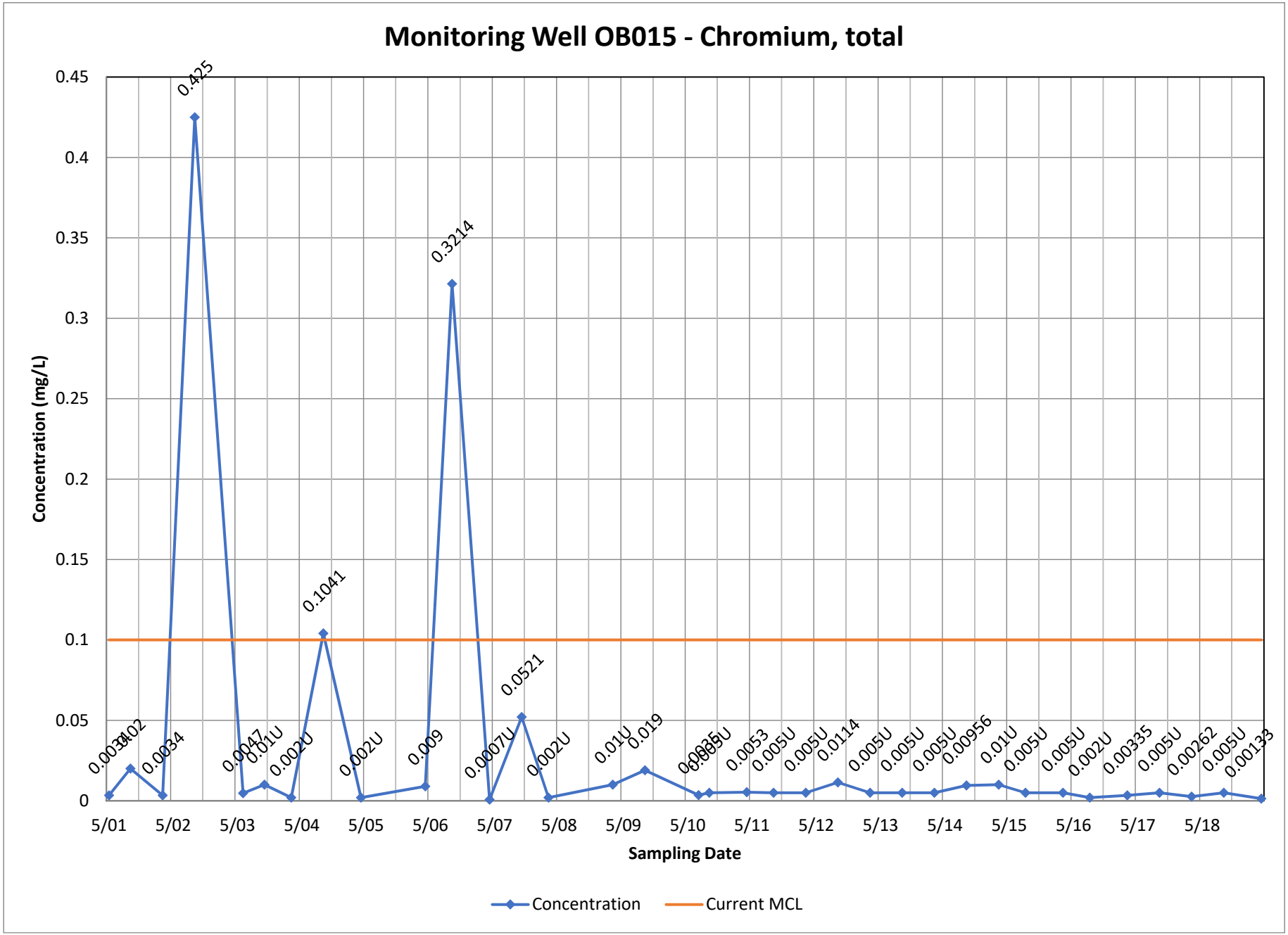
Monitoring Well OB015 - Chromium, total
Concentration (mg/L)
0.45
0.4
0.35
0.3
0.25
0.2
0.15
0.1
0.05
0
0.425
0.3214
0.1041
0.0521
0.0031
0.0102
0.0034
0.0047
0.01U
0.002U
0.002U
0.009
0.0007U
0.002U
0.01U
0.019
0.0035
0.0053
0.005U
0.005U
0.0114
0.005U
0.005U
0.005U
0.00956
0.01U
0.005U
0.005U
0.002U
0.00335
0.005U
0.00262
0.005U
0.00133
5/01
5/02
5/03
5/04
5/05
5/06
5/07
5/08
5/09
5/10
5/11
5/12
5/13
5/14
5/15
5/16
5/17
5/18
Sampling Date
Concentration
Current MCL

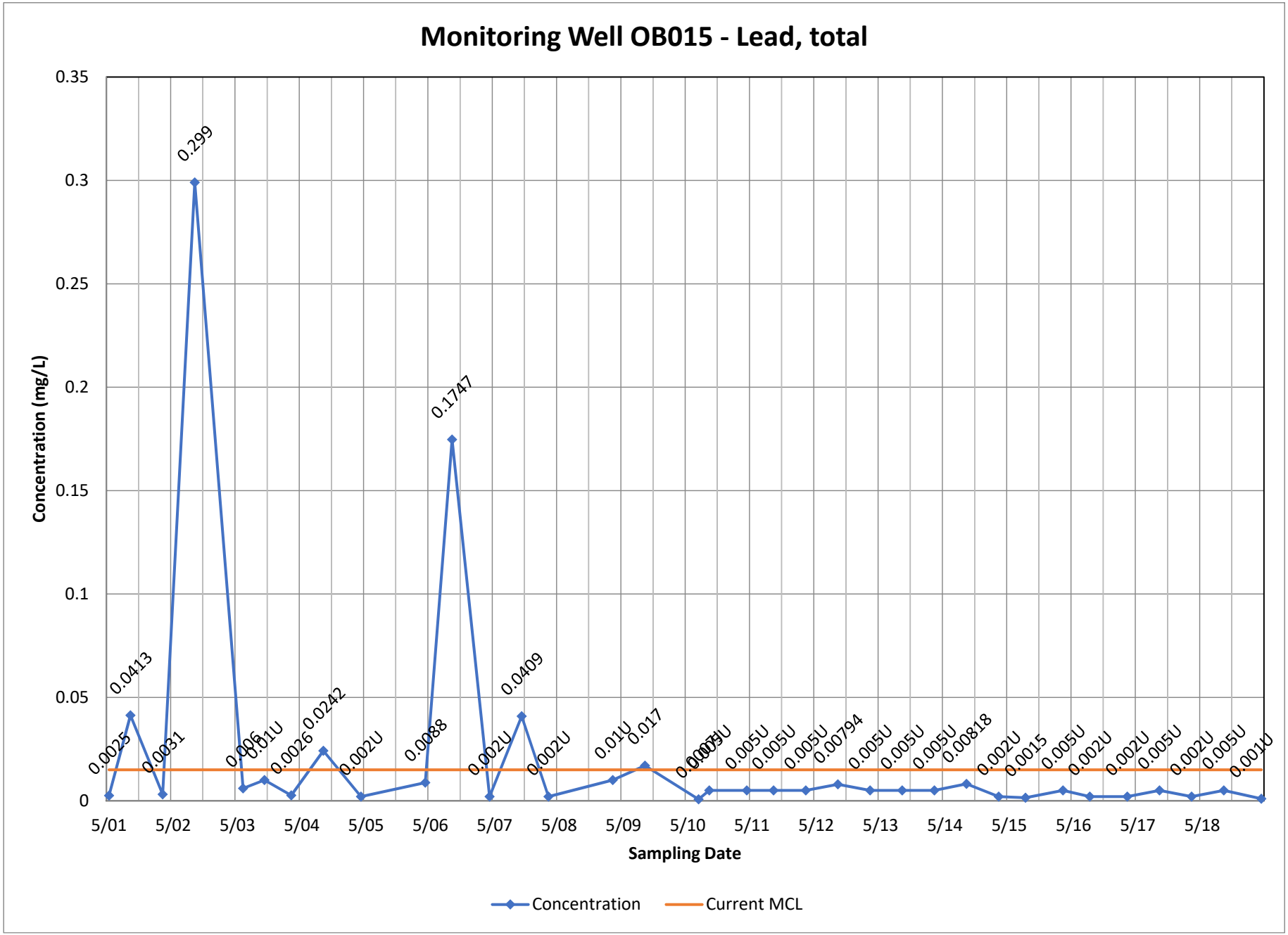
Monitoring Well OB015 - Lead, total
Concentration (mg/L)
0.35
0.3
0.25
0.2
0.15
0.1
0.05
0
0.299
0.1747
0.0413
0.0409
0.0242
0.0088
0.0025
0.0031
0.006
0.01U
0.0026
0.002U
0.002U
0.002U
0.01U
0.017
0.005U
0.005U
0.005U
0.005U
0.00794
0.005U
0.005U
0.005U
0.00818
0.002U
0.0015
0.005U
0.002U
0.002U
0.005U
0.002U
0.005U
0.001U
5/01
5/02
5/03
5/04
5/05
5/06
5/07
5/08
5/09
5/10
5/11
5/12
5/13
5/14
5/15
5/16
5/17
5/18
Sampling Date
Concentration
Current MCL

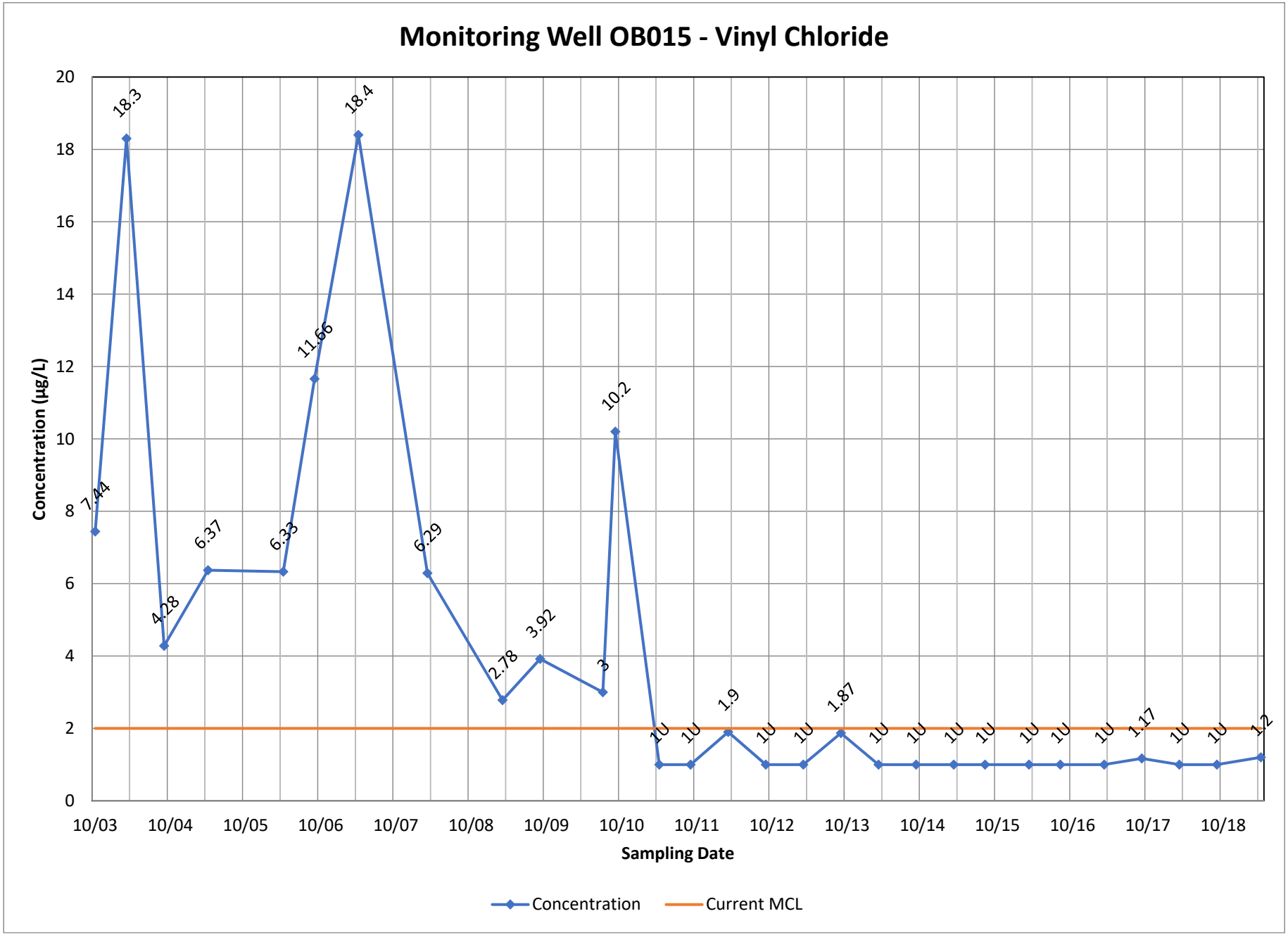
Monitoring Well OB015 - Vinyl Chloride
Concentration (µg/L)
Sampling Date
20
18
16
14
12
10
8
6
4
2
0
10/03
10/04
10/05
10/06
10/07
10/08
10/09
10/10
10/11
10/12
10/13
10/14
10/15
10/16
10/17
10/18
7.44
18.3
4.28
6.37
6.33
11.66
18.4
6.29
2.78
3.92
3
10.2
1U
1U
1.9
1U
1U
1.87
1U
1U
1U
1U
1U
1U
1U
1.17
1U
1U
1.2
Concentration
Current MCL

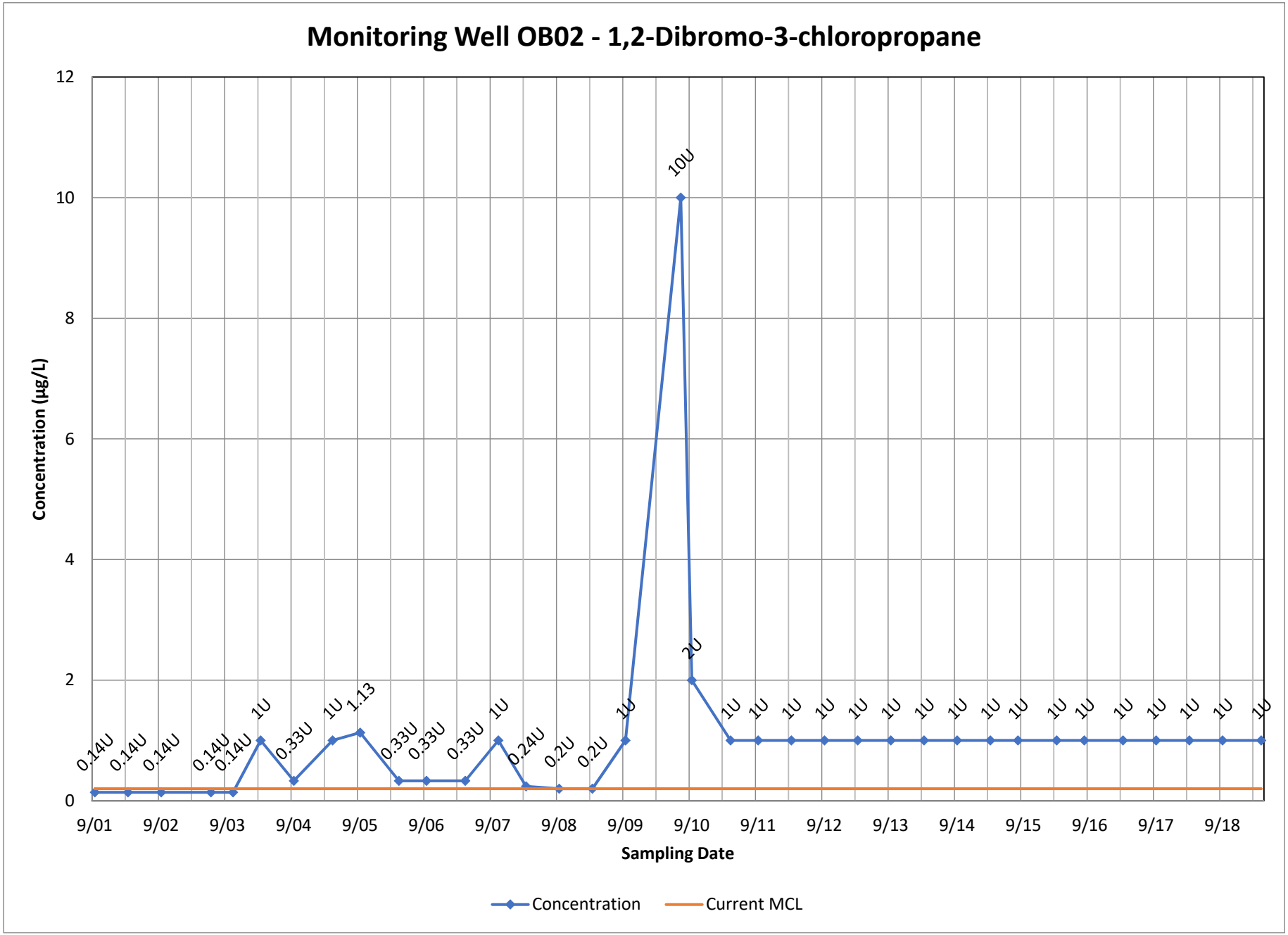
Monitoring Well OB02 - 1,2-Dibromo-3-chloropropane
Concentration (µg/L)
12
10
8
6
4
2
0
0.14U
0.14U
0.14U
0.14U
0.14U
1U
0.33U
1U
1.13
0.33U
0.33U
0.33U
1U
0.24U
0.2U
0.2U
1U
10U
2U
1U
1U
1U
1U
1U
1U
1U
1U
1U
1U
1U
1U
1U
1U
1U
1U
1U
9/01
9/02
9/03
9/04
9/05
9/06
9/07
9/08
9/09
9/10
9/11
9/12
9/13
9/14
9/15
9/16
9/17
9/18
Sampling Date
Concentration
Current MCL

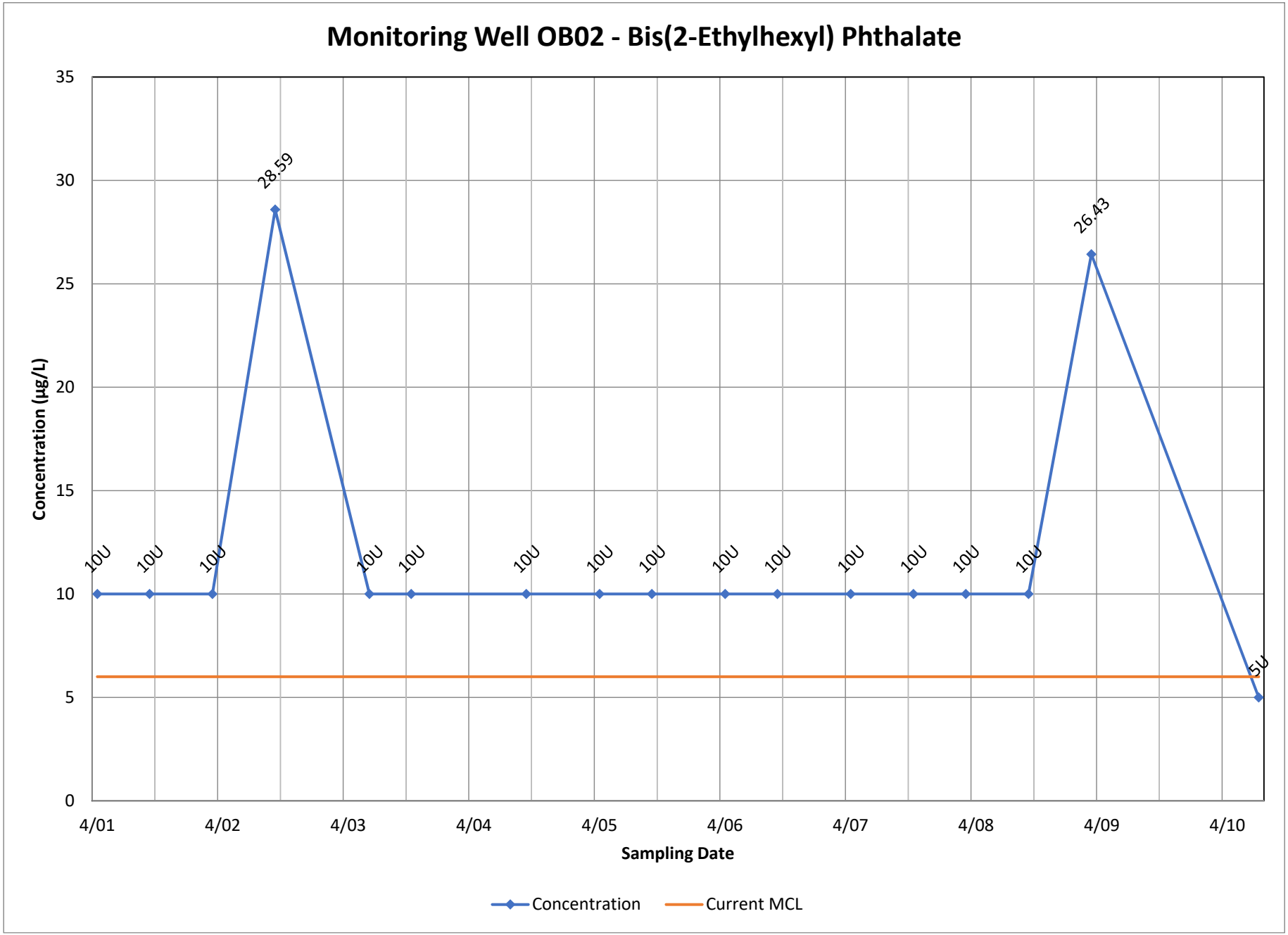
Monitoring Well OB02 - Bis(2-Ethylhexyl) Phthalate
Concentration (µg/L)
35
30
25
20
15
10
5
0
28.59
26.43
10U
10U
10U
10U
10U
10U
10U
10U
10U
10U
10U
10U
10U
5U
4/01
4/02
4/03
4/04
4/05
4/06
4/07
4/08
4/09
4/10
Sampling Date
Concentration
Current MCL

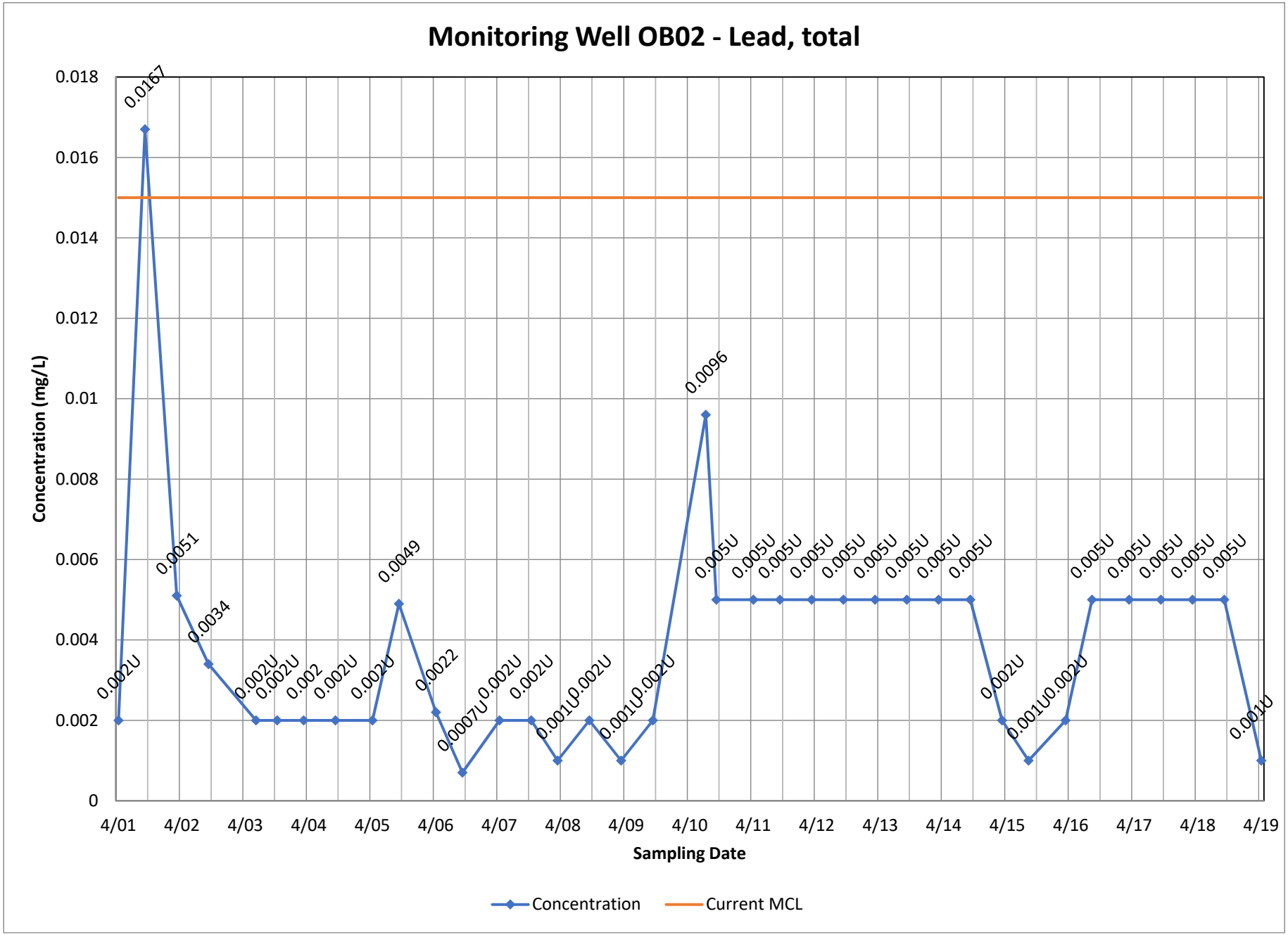
Monitoring Well OB02 - Lead, total
Concentration (mg/L)
0.018
0.016
0.014
0.012
0.01
0.008
0.006
0.004
0.002
0
0.0167
0.0051
0.0034
0.002U
0.002U
0.002U
0.002
0.002U
0.002U
0.0049
0.0022
0.0007U
0.002U
0.002U
0.001U
0.002U
0.001U
0.002U
0.0096
0.005U
0.005U
0.005U
0.005U
0.005U
0.005U
0.005U
0.005U
0.005U
0.002U
0.001U
0.002U
0.005U
0.005U
0.005U
0.005U
0.005U
0.001U
4/01
4/02
4/03
4/04
4/05
4/06
4/07
4/08
4/09
4/10
4/11
4/12
4/13
4/14
4/15
4/16
4/17
4/18
4/19
Sampling Date
Concentration
Current MCL

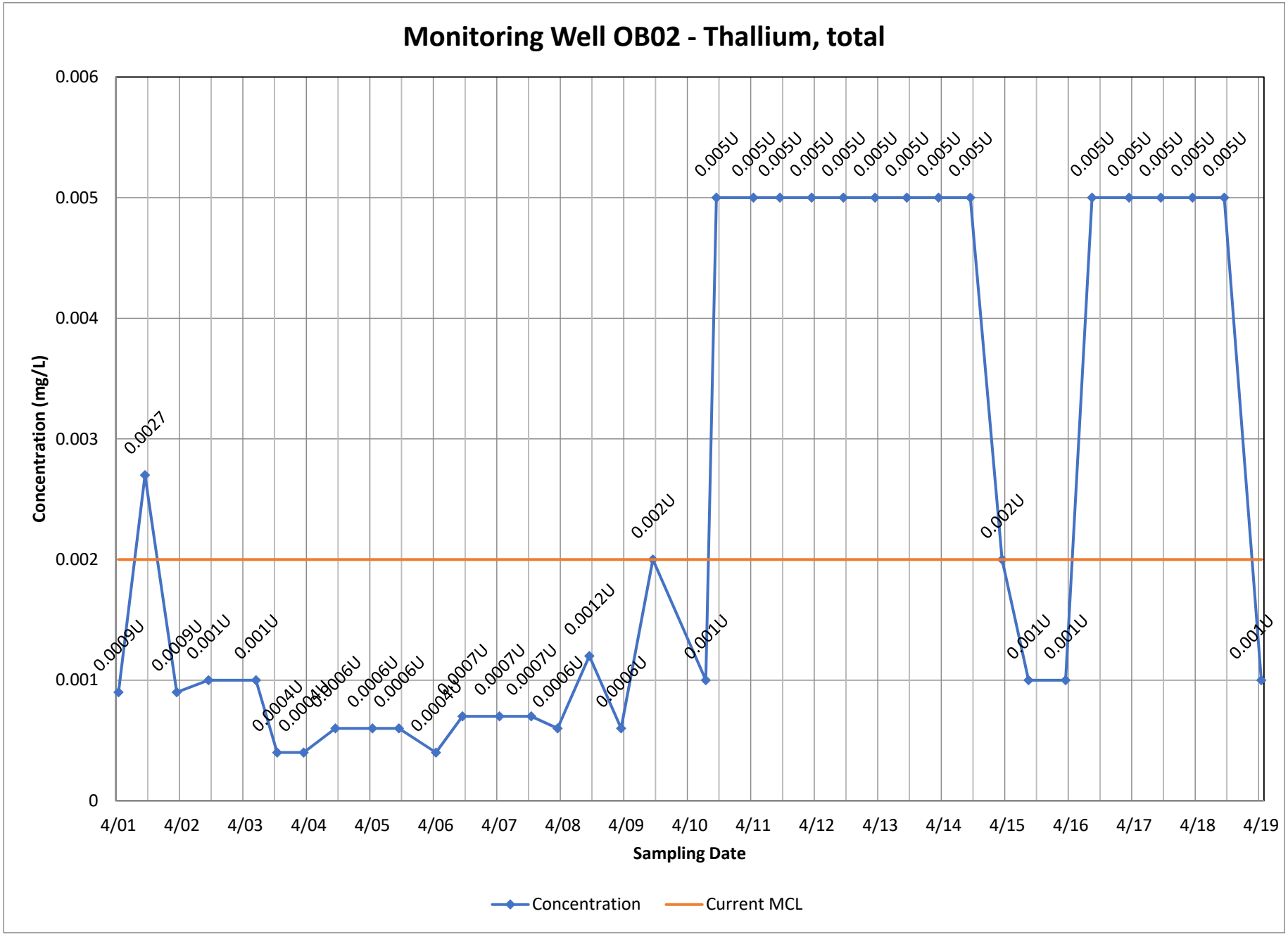
Monitoring Well OB02 - Thallium, total
Concentration (mg/L)
0.006
0.005
0.004
0.003
0.002
0.001
0
0.0027
0.0009U
0.0009U
0.001U
0.001U
0.0004U
0.0004U
0.0006U
0.0006U
0.0006U
0.0004U
0.0007U
0.0007U
0.0007U
0.0006U
0.0012U
0.0006U
0.002U
0.001U
0.005U
0.002U
0.001U
0.001U
0.001U
4/01
4/02
4/03
4/04
4/05
4/06
4/07
4/08
4/09
4/10
4/11
4/12
4/13
4/14
4/15
4/16
4/17
4/18
4/19
Sampling Date
Concentration
Current MCL

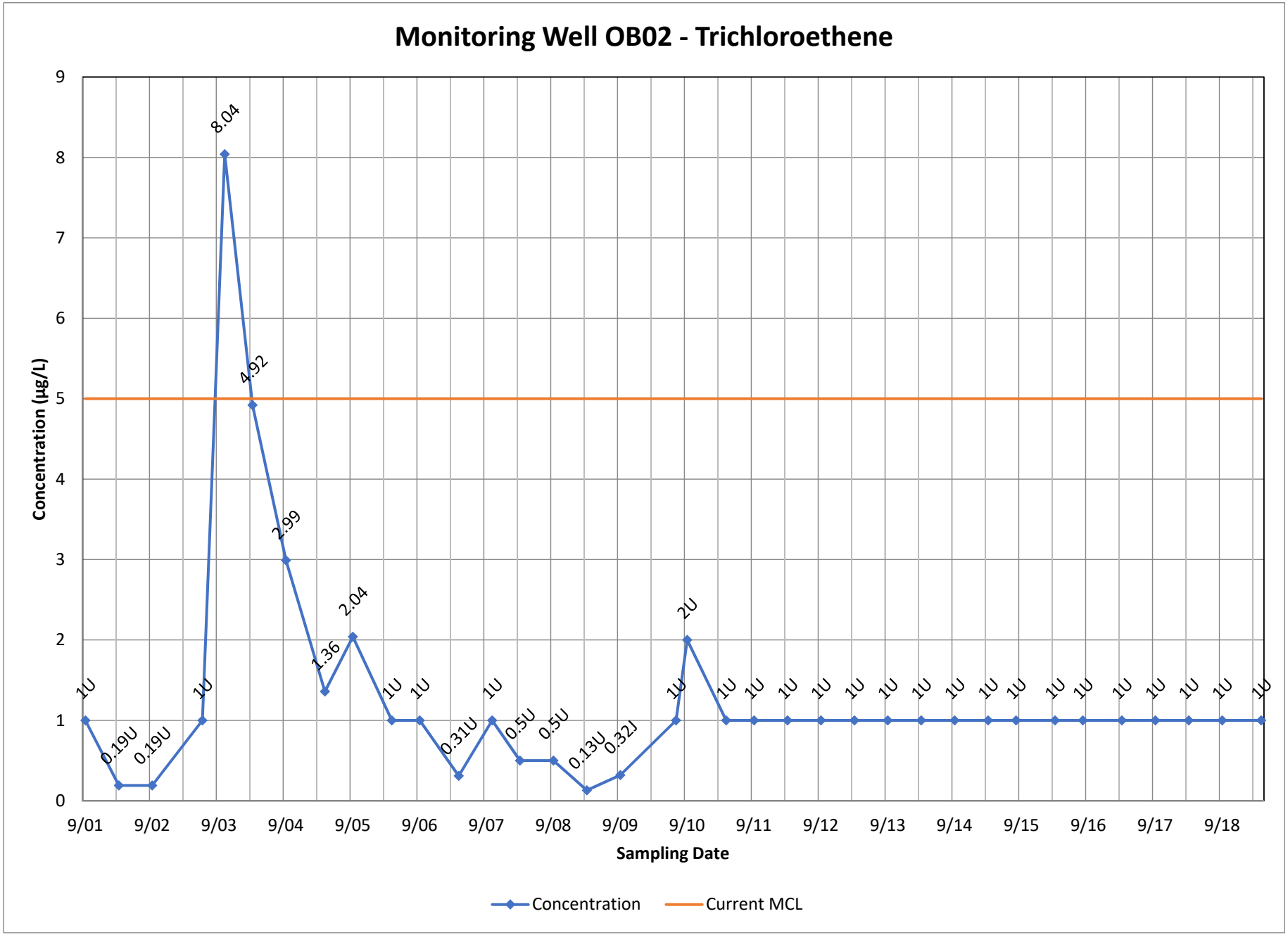
Monitoring Well OB02 - Trichloroethene
Concentration (µg/L)
Sampling Date
9/01
9/02
9/03
9/04
9/05
9/06
9/07
9/08
9/09
9/10
9/11
9/12
9/13
9/14
9/15
9/16
9/17
9/18
1U
0.19U
0.19U
1U
8.04
4.92
2.99
1.36
2.04
1U
1U
0.31U
1U
0.5U
0.5U
0.13U
0.32J
1U
2U
1U
1U
1U
1U
1U
1U
1U
1U
1U
1U
1U
1U
1U
1U
1U
1U
1U
Concentration
Current MCL

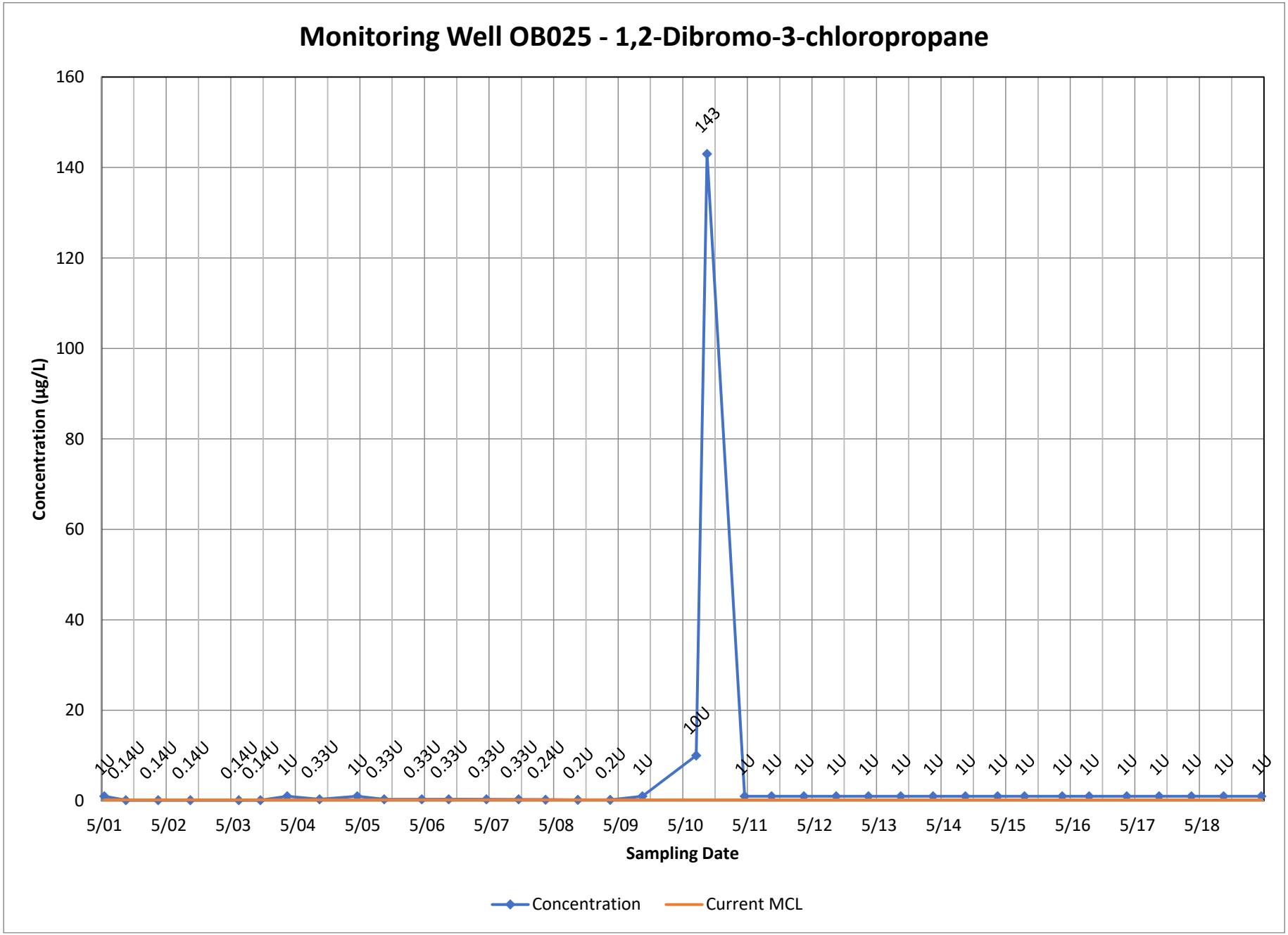
Monitoring Well OB025 - 1,2-Dibromo-3-chloropropane
Concentration (µg/L)
160
140
120
100
80
60
40
20
0
143
10U
1U
0.14U
0.14U
0.14U
0.14U
0.14U
1U
0.33U
1U
0.33U
0.33U
0.33U
0.33U
0.33U
0.24U
0.2U
0.2U
1U
1U
1U
1U
1U
1U
1U
1U
1U
1U
1U
1U
1U
1U
1U
1U
1U
1U
5/01
5/02
5/03
5/04
5/05
5/06
5/07
5/08
5/09
5/10
5/11
5/12
5/13
5/14
5/15
5/16
5/17
5/18
Sampling Date
Concentration
Current MCL

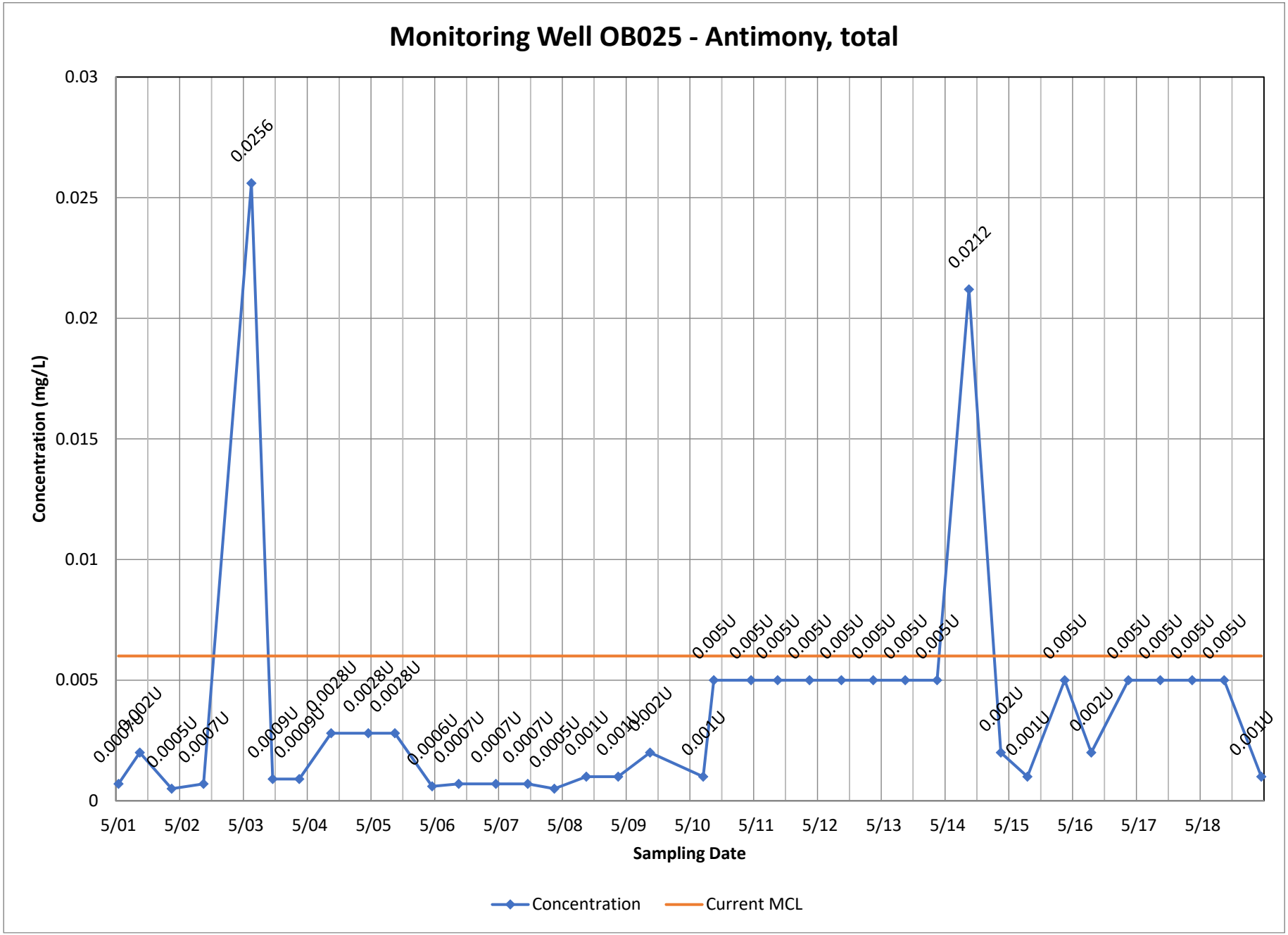
Monitoring Well OB025 - Antimony, total
Concentration (mg/L)
0.03
0.025
0.02
0.015
0.01
0.005
0
0.0256
0.0212
0.0009U
0.002U
0.0005U
0.0007U
0.0009U
0.0009U
0.0028U
0.0028U
0.0028U
0.0006U
0.0007U
0.0007U
0.0007U
0.0005U
0.001U
0.001U
0.002U
0.001U
0.005U
0.005U
0.005U
0.005U
0.005U
0.005U
0.005U
0.005U
0.002U
0.001U
0.005U
0.002U
0.005U
0.005U
0.005U
0.005U
0.001U
5/01
5/02
5/03
5/04
5/05
5/06
5/07
5/08
5/09
5/10
5/11
5/12
5/13
5/14
5/15
5/16
5/17
5/18
Sampling Date
Concentration
Current MCL

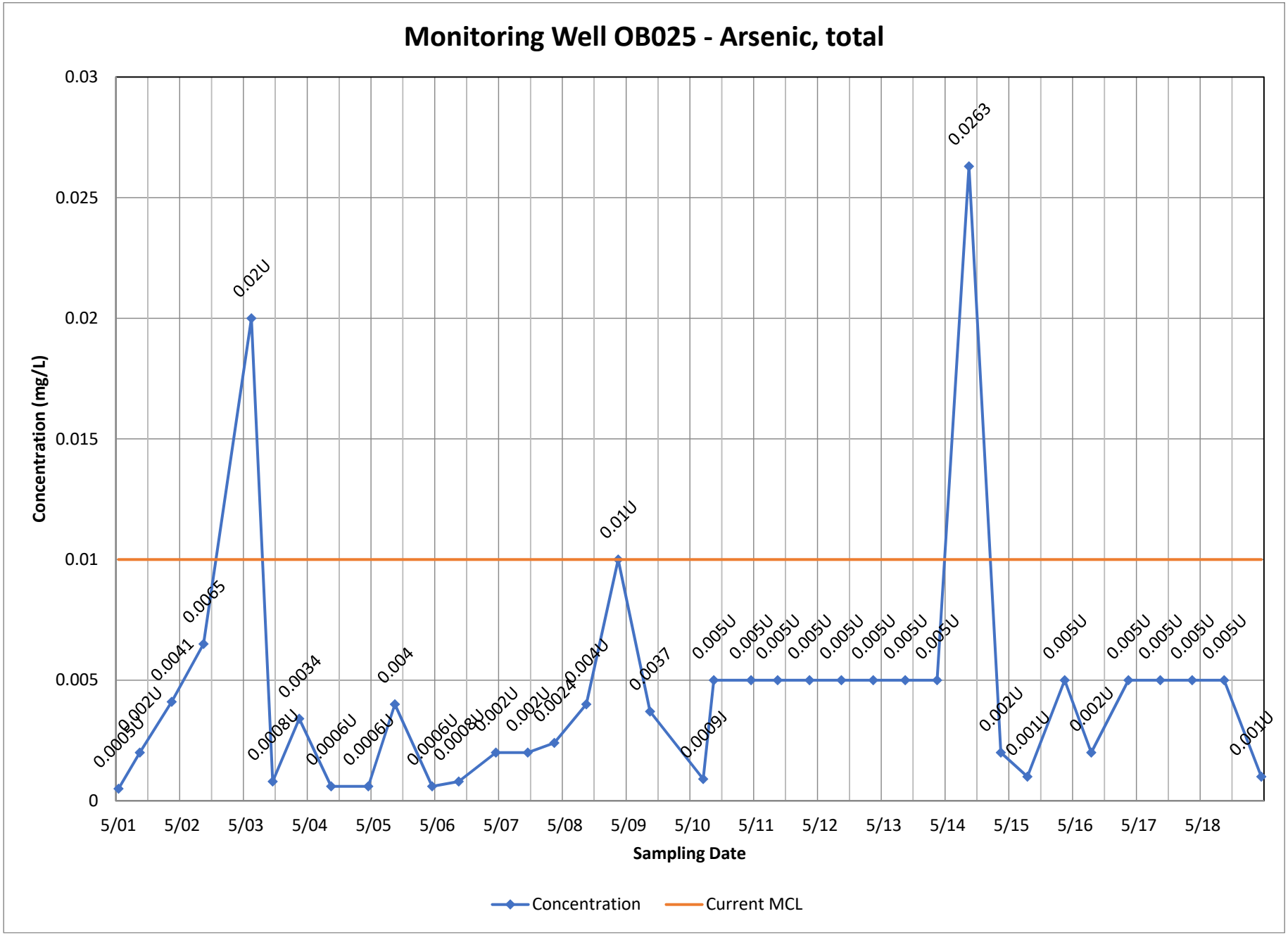
Monitoring Well OB025 - Arsenic, total
Concentration (mg/L)
0.03
0.025
0.02
0.015
0.01
0.005
0
5/01
5/02
5/03
5/04
5/05
5/06
5/07
5/08
5/09
5/10
5/11
5/12
5/13
5/14
5/15
5/16
5/17
5/18
Sampling Date
0.0005U
0.002U
0.0041
0.0065
0.02U
0.0008U
0.0034
0.0006U
0.0006U
0.004
0.0006U
0.0008U
0.002U
0.002U
0.0024
0.004U
0.01U
0.0037
0.0009J
0.005U
0.005U
0.005U
0.005U
0.005U
0.005U
0.005U
0.005U
0.0263
0.002U
0.001U
0.005U
0.002U
0.005U
0.005U
0.005U
0.005U
0.001U
Concentration
Current MCL

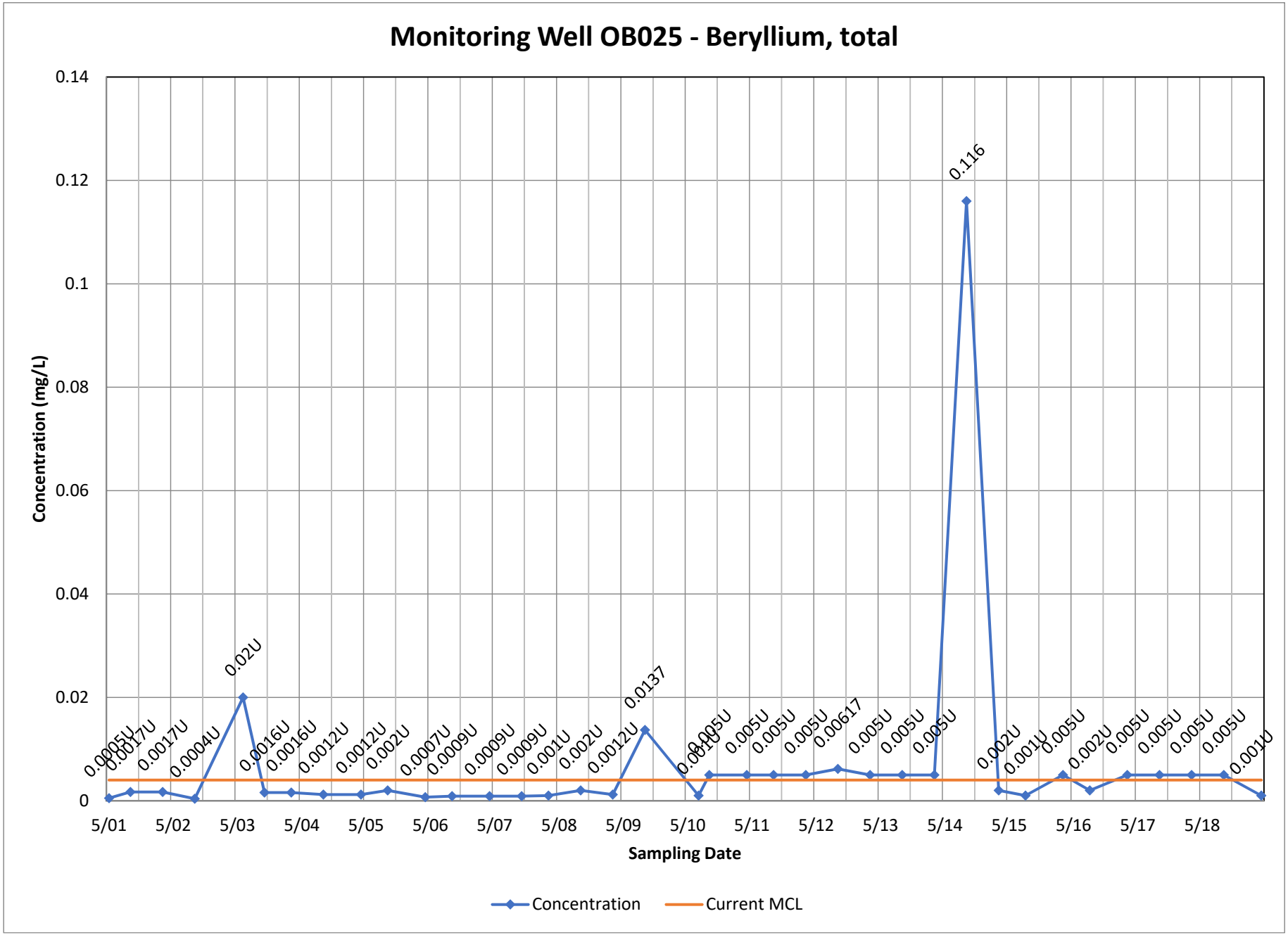
Monitoring Well OB025 - Beryllium, total
Concentration (mg/L)
0.14
0.12
0.1
0.08
0.06
0.04
0.02
0
0.0005U
0.0017U
0.0017U
0.0004U
0.02U
0.0016U
0.0016U
0.0012U
0.0012U
0.002U
0.0007U
0.0009U
0.0009U
0.0009U
0.001U
0.002U
0.0012U
0.0137
0.005U
0.005U
0.005U
0.005U
0.00617
0.005U
0.005U
0.005U
0.116
0.002U
0.001U
0.005U
0.002U
0.005U
0.005U
0.005U
0.005U
0.001U
5/01
5/02
5/03
5/04
5/05
5/06
5/07
5/08
5/09
5/10
5/11
5/12
5/13
5/14
5/15
5/16
5/17
5/18
Sampling Date
Concentration
Current MCL

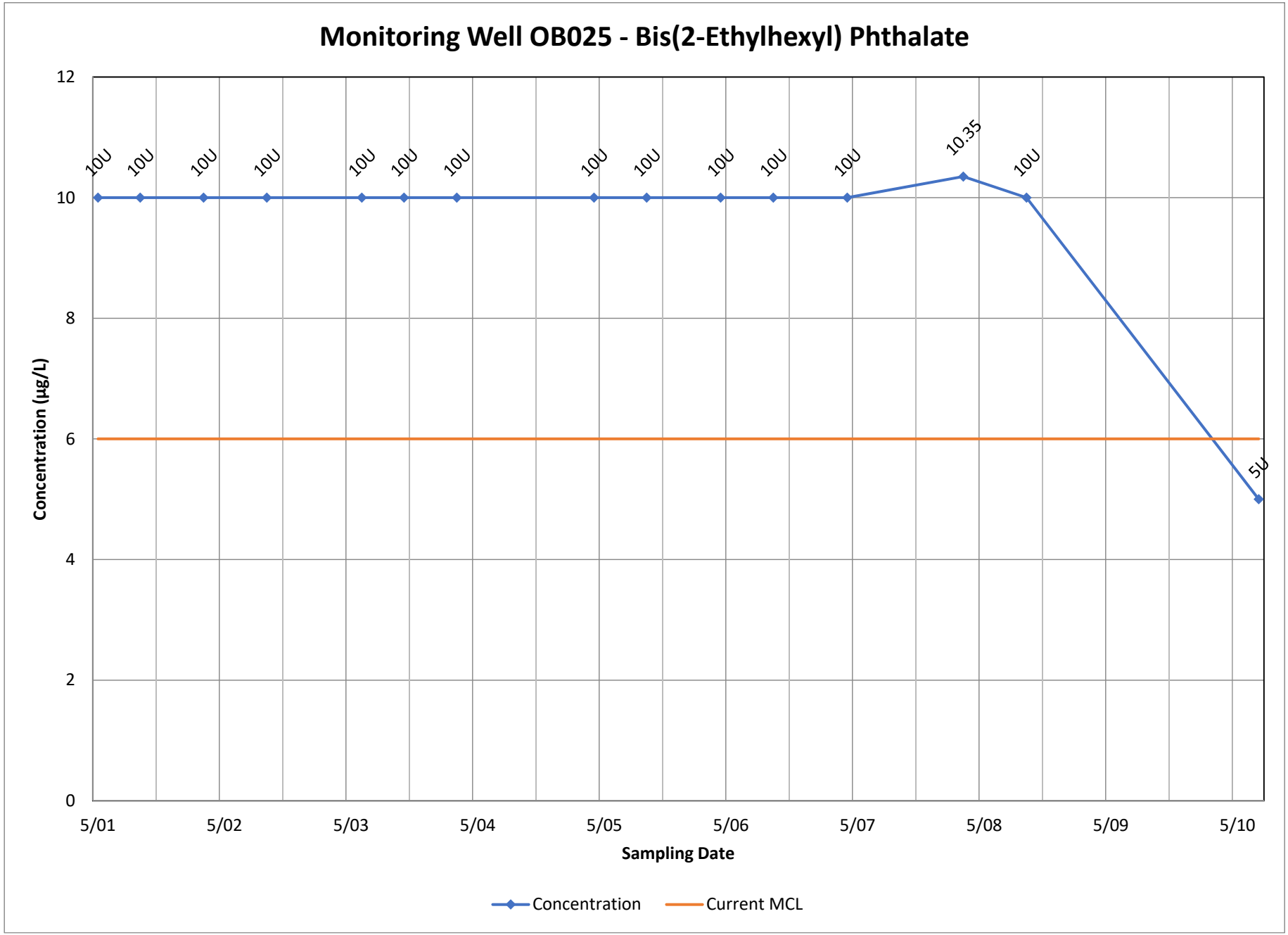
Monitoring Well OB025 - Bis(2-Ethylhexyl) Phthalate
Concentration (µg/L)
12
10
8
6
4
2
0
10U
10U
10U
10U
10U
10U
10U
10U
10U
10U
10U
10U
10.35
10U
5U
5/01
5/02
5/03
5/04
5/05
5/06
5/07
5/08
5/09
5/10
Sampling Date
Concentration
Current MCL

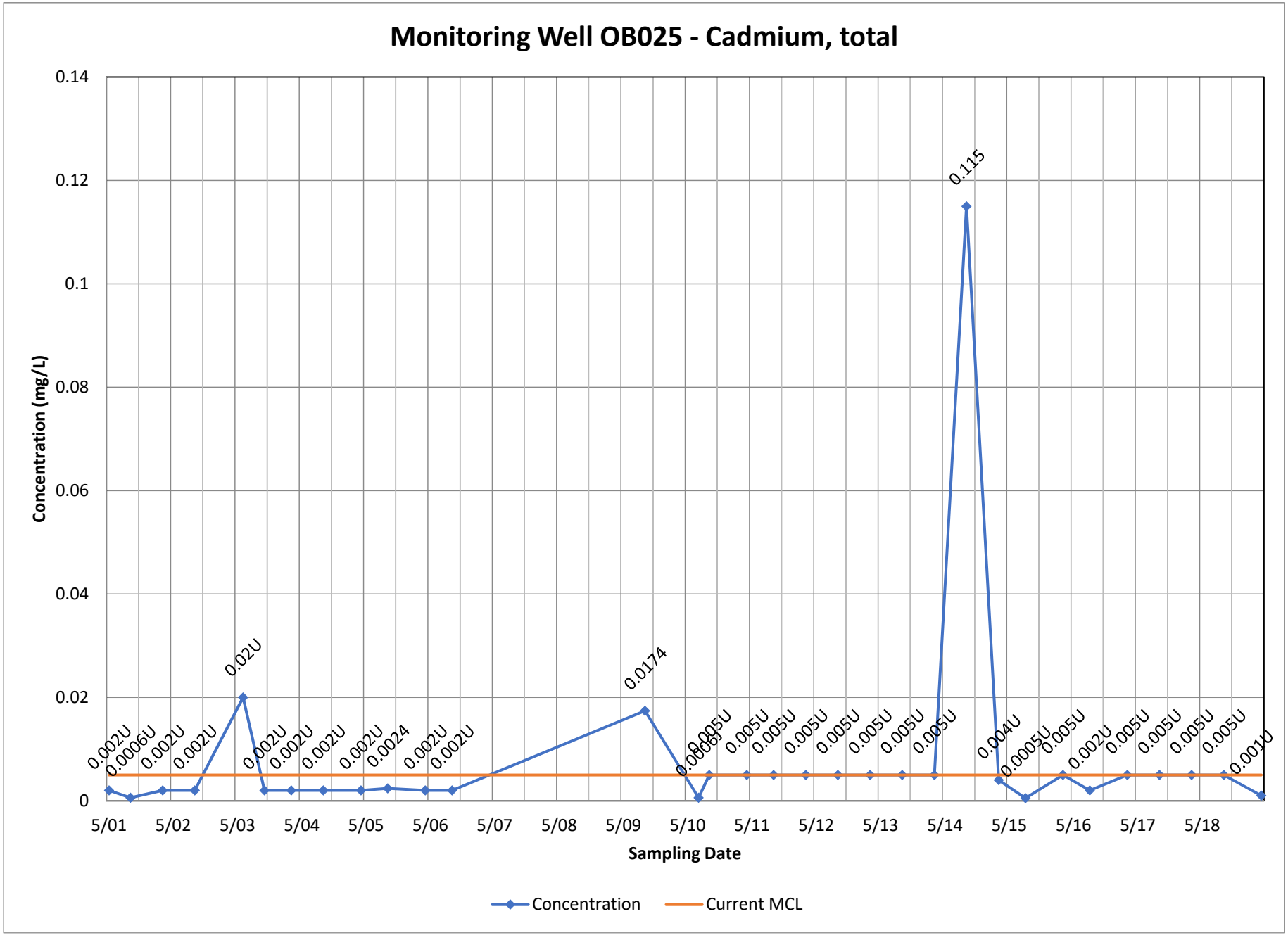
Monitoring Well OB025 - Cadmium, total
Concentration (mg/L)
0.14
0.12
0.1
0.08
0.06
0.04
0.02
0
0.002U
0.00006U
0.002U
0.002U
0.02U
0.002U
0.002U
0.002U
0.002U
0.0024
0.002U
0.002U
0.0174
0.00005U
0.005U
0.005U
0.005U
0.005U
0.005U
0.005U
0.005U
0.005U
0.115
0.004U
0.0005U
0.005U
0.002U
0.005U
0.005U
0.005U
0.005U
0.001U
5/01
5/02
5/03
5/04
5/05
5/06
5/07
5/08
5/09
5/10
5/11
5/12
5/13
5/14
5/15
5/16
5/17
5/18
Sampling Date
Concentration
Current MCL

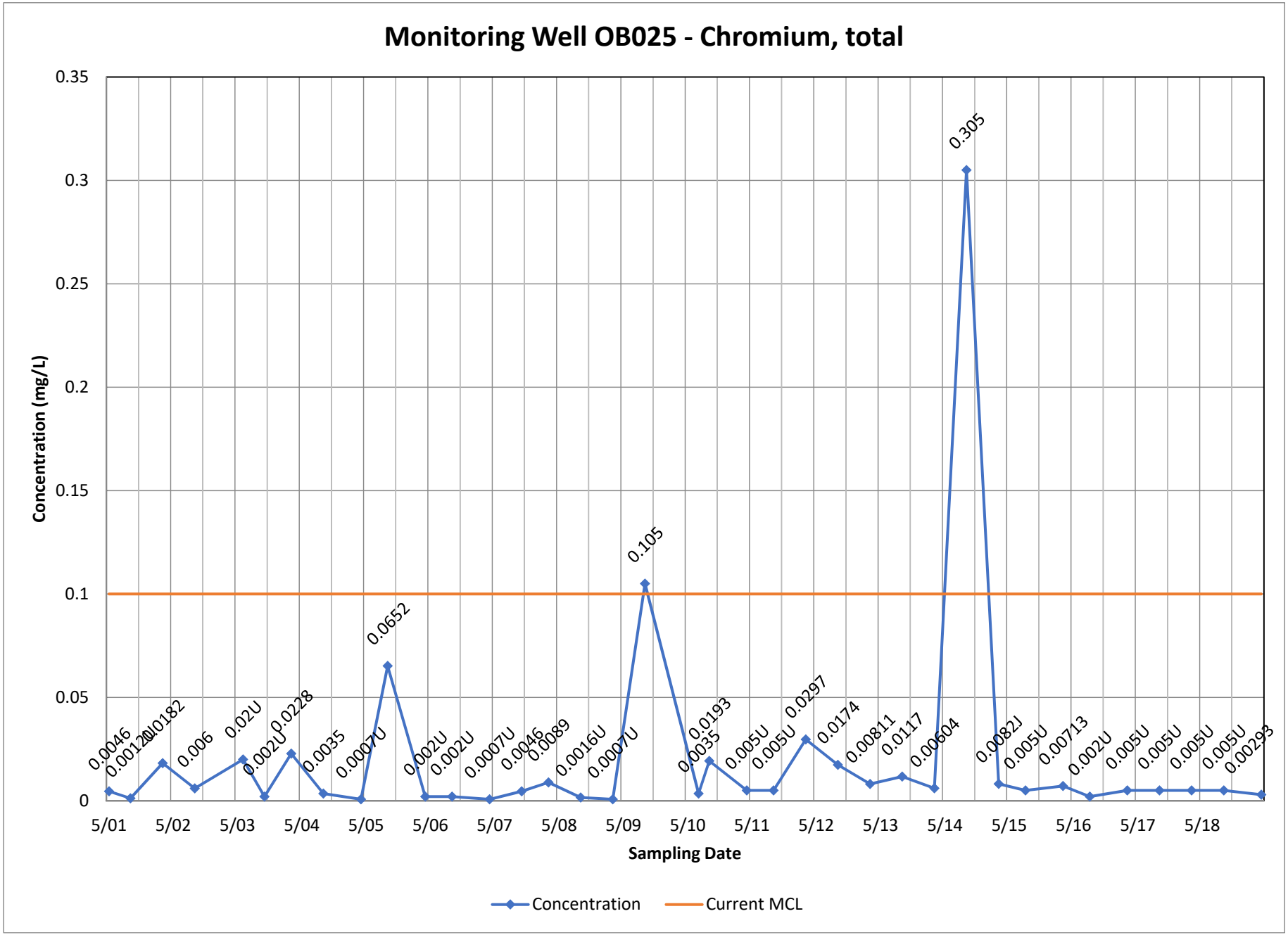
Monitoring Well OB025 - Chromium, total
Concentration (mg/L)
0.35
0.3
0.25
0.2
0.15
0.1
0.05
0
0.0046
0.00120
0.00182
0.006
0.02U
0.002U
0.0228
0.0035
0.0007U
0.0652
0.002U
0.002U
0.0007U
0.0046
0.0089
0.0016U
0.0007U
0.105
0.0035
0.0193
0.005U
0.005U
0.0297
0.0174
0.00811
0.0117
0.00604
0.305
0.0082J
0.005U
0.00713
0.002U
0.005U
0.005U
0.005U
0.005U
0.00293
5/01
5/02
5/03
5/04
5/05
5/06
5/07
5/08
5/09
5/10
5/11
5/12
5/13
5/14
5/15
5/16
5/17
5/18
Sampling Date
Concentration
Current MCL

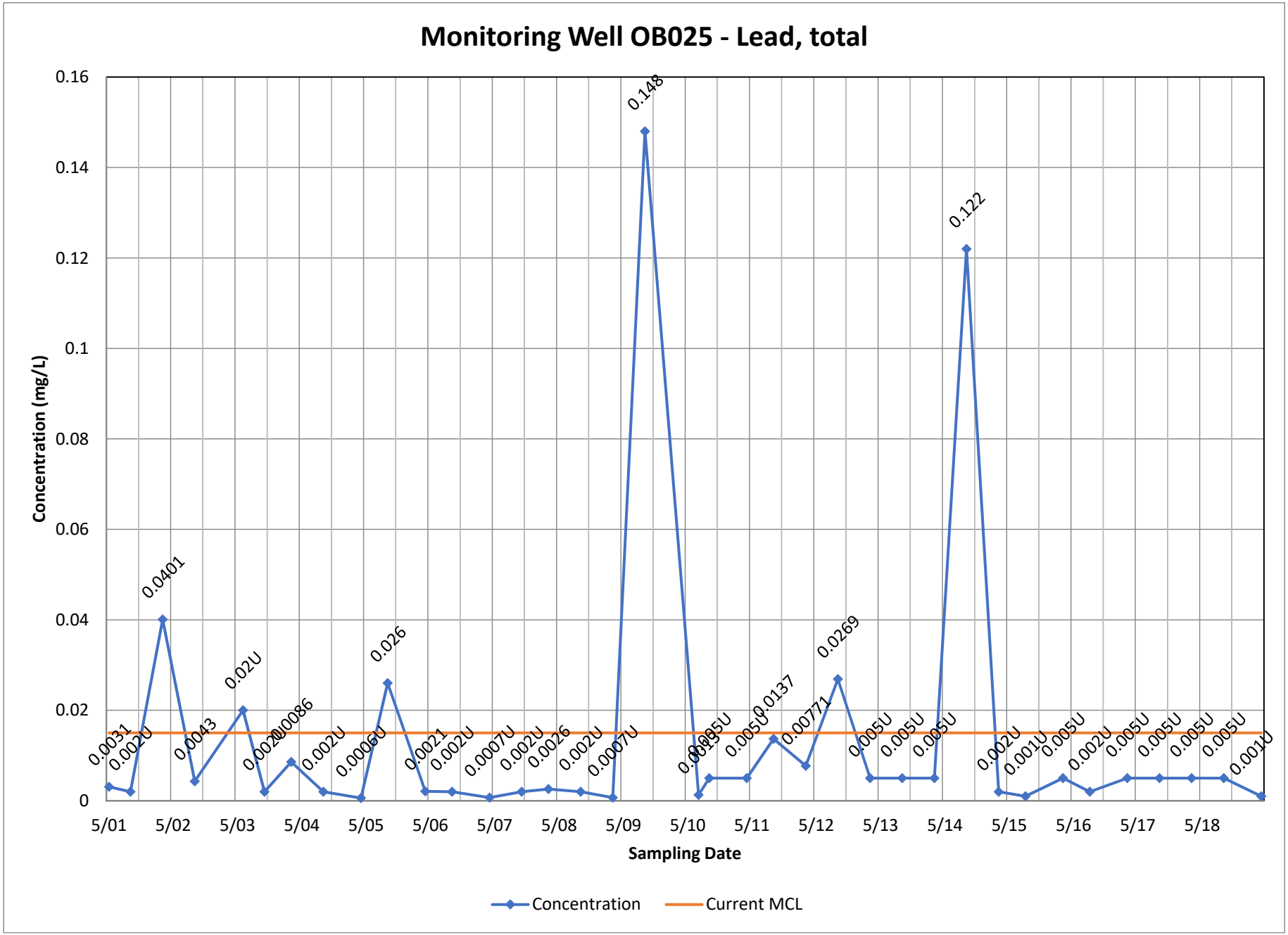
Monitoring Well OB025 - Lead, total
Concentration (mg/L)
0.16
0.14
0.12
0.1
0.08
0.06
0.04
0.02
0
5/01
5/02
5/03
5/04
5/05
5/06
5/07
5/08
5/09
5/10
5/11
5/12
5/13
5/14
5/15
5/16
5/17
5/18
Sampling Date
0.0031
0.002U
0.0401
0.0043
0.02U
0.0020
0.0086
0.002U
0.0006U
0.026
0.0021
0.002U
0.0007U
0.002U
0.0026
0.002U
0.0007U
0.148
0.0015
0.005U
0.005U
0.0137
0.00771
0.0269
0.005U
0.005U
0.005U
0.122
0.002U
0.001U
0.005U
0.002U
0.005U
0.005U
0.005U
0.005U
0.001U
Concentration
Current MCL

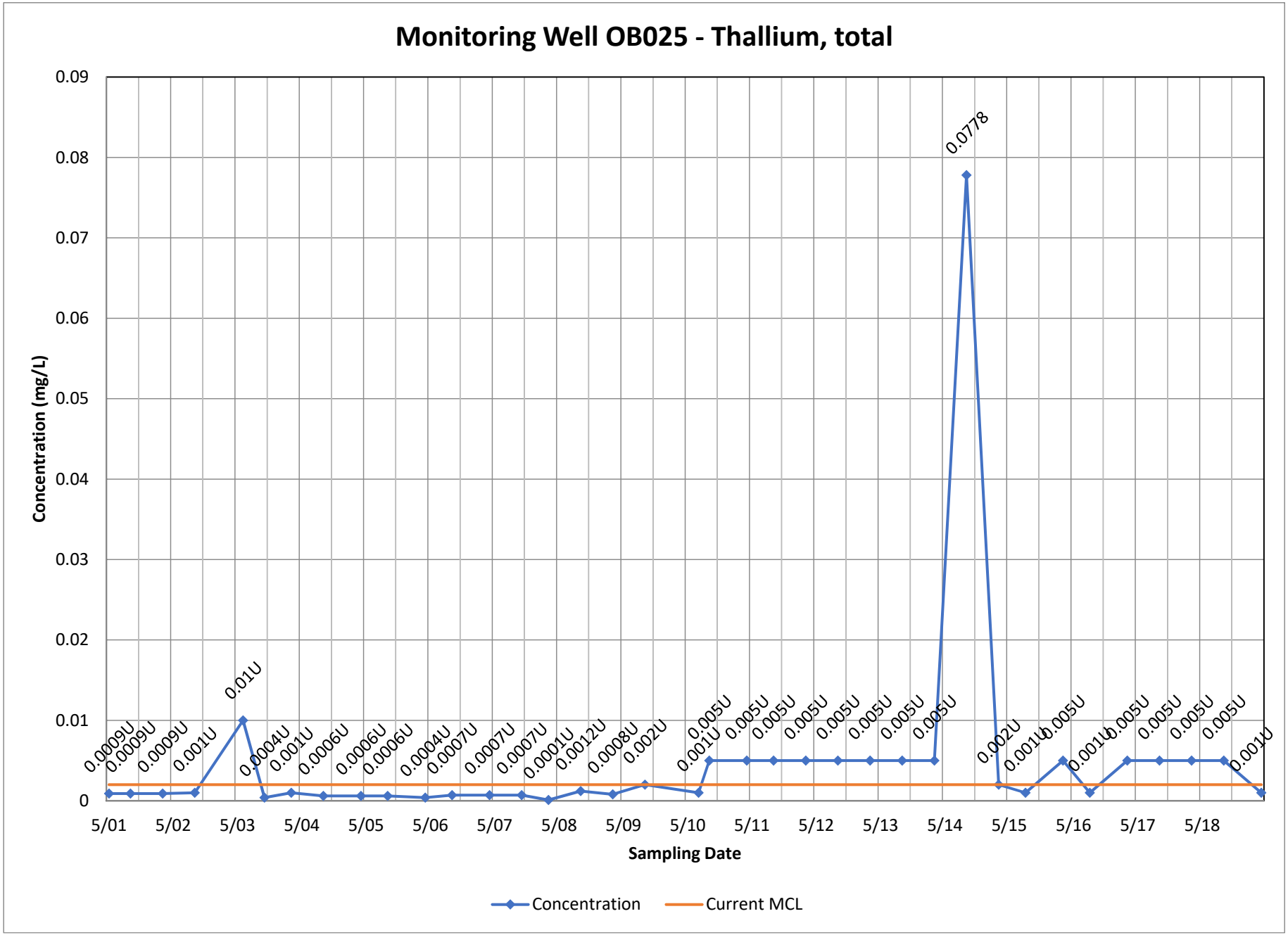
Monitoring Well OB025 - Thallium, total
Concentration (mg/L)
0.09
0.08
0.07
0.06
0.05
0.04
0.03
0.02
0.01
0
0.0009U
0.0009U
0.0009U
0.001U
0.01U
0.0004U
0.001U
0.0006U
0.0006U
0.0006U
0.0004U
0.0007U
0.0007U
0.0007U
0.0001U
0.0012U
0.0008U
0.002U
0.005U
0.001U
0.005U
0.005U
0.005U
0.005U
0.005U
0.005U
0.005U
0.0778
0.002U
0.001U
0.005U
0.001U
0.005U
0.005U
0.005U
0.005U
0.001U
5/01
5/02
5/03
5/04
5/05
5/06
5/07
5/08
5/09
5/10
5/11
5/12
5/13
5/14
5/15
5/16
5/17
5/18
Sampling Date
Concentration
Current MCL

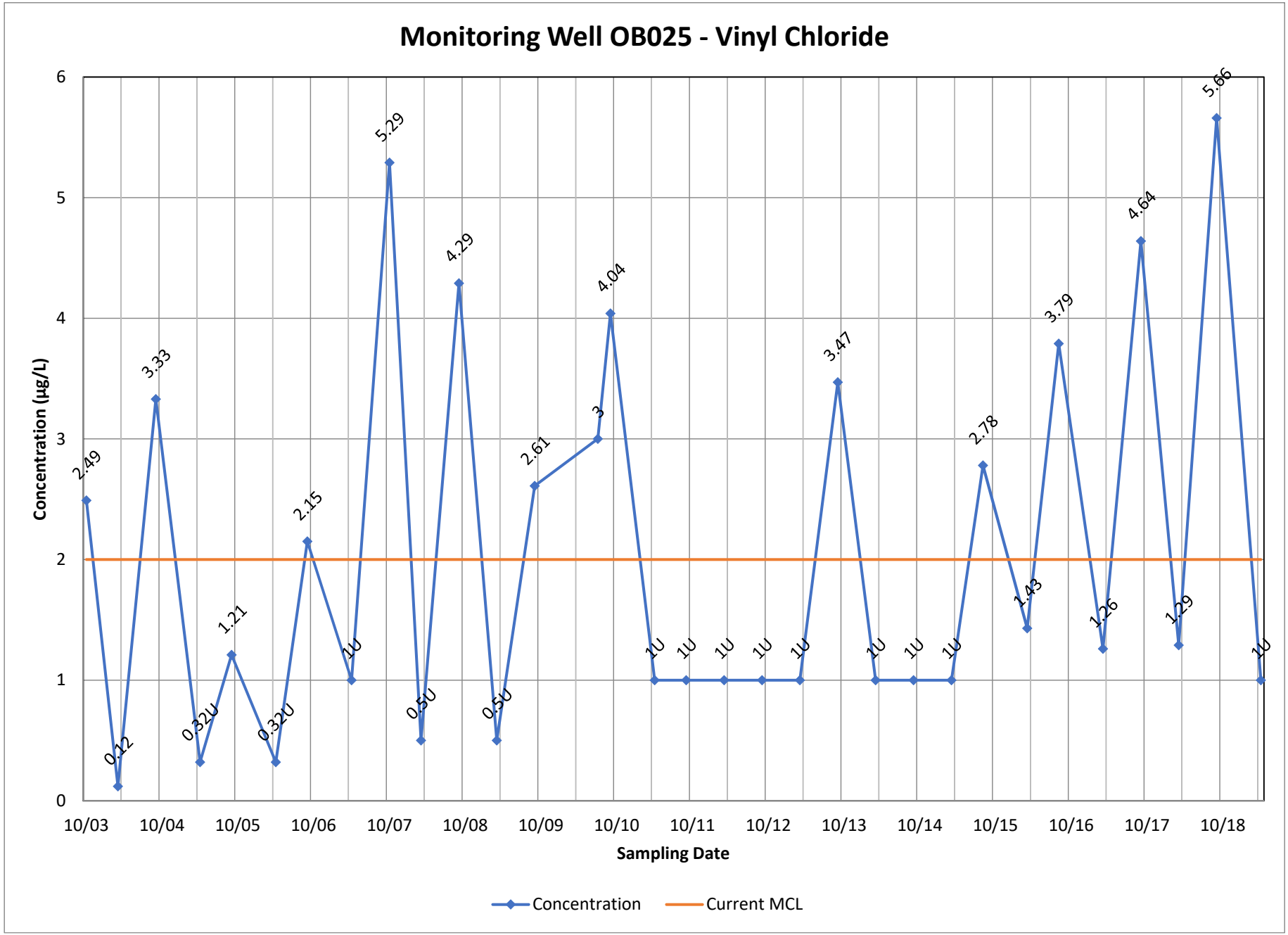
Monitoring Well OB025 - Vinyl Chloride
Concentration (µg/L)
Sampling Date
0
1
2
3
4
5
6
10/03
10/04
10/05
10/06
10/07
10/08
10/09
10/10
10/11
10/12
10/13
10/14
10/15
10/16
10/17
10/18
2.49
0.12
3.33
0.32U
1.21
0.32U
2.15
1U
5.29
0.5U
4.29
0.5U
2.61
3
4.04
1U
1U
1U
1U
1U
3.47
1U
1U
1U
2.78
1.43
3.79
1.26
4.64
1.29
5.66
1U
Concentration
Current MCL

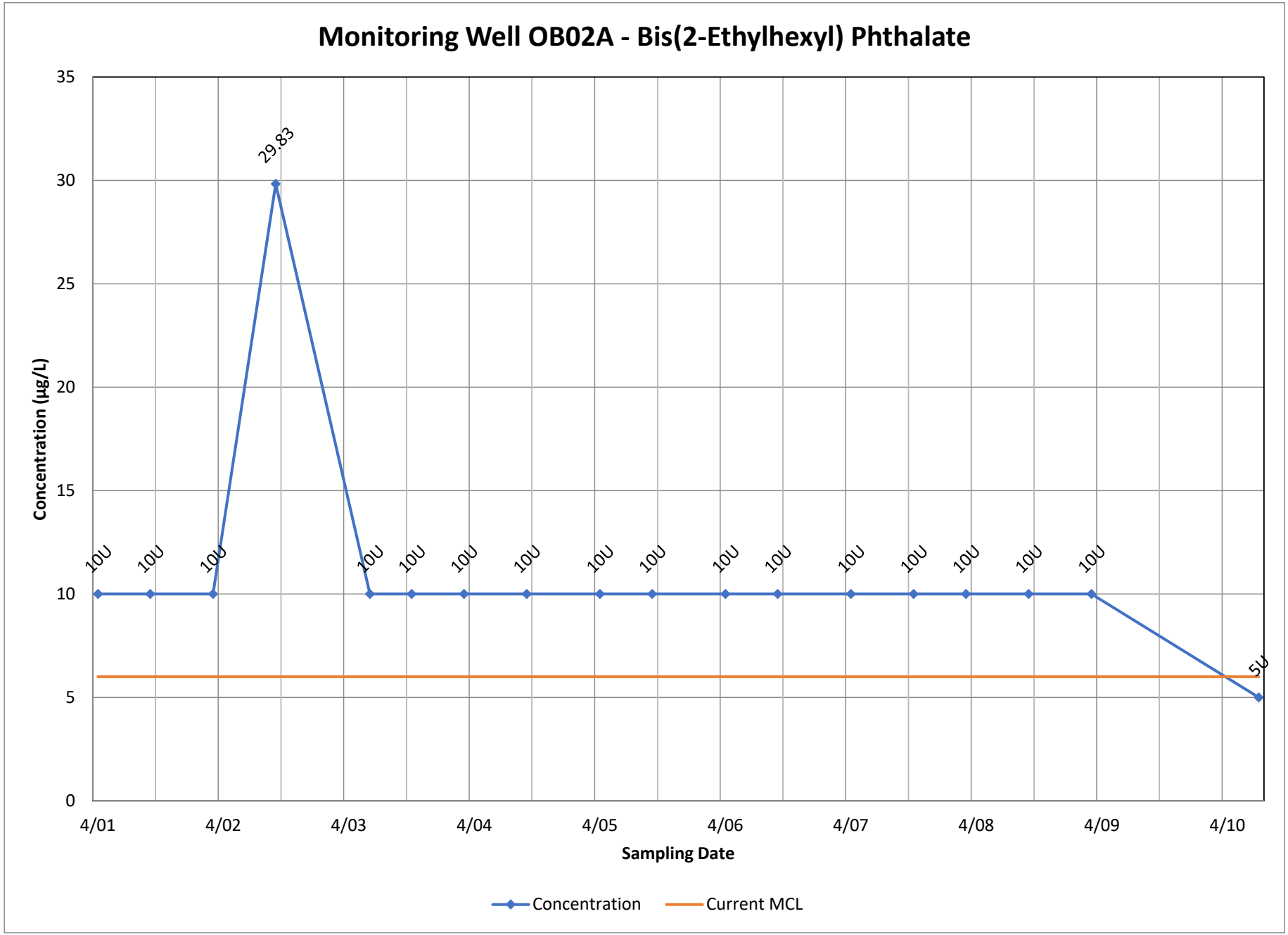
Monitoring Well OB02A - Bis(2-Ethylhexyl) Phthalate
Concentration (µg/L)
35
30
25
20
15
10
5
0
29.83
10U
10U
10U
10U
10U
10U
10U
10U
10U
10U
10U
10U
10U
10U
10U
5U
4/01
4/02
4/03
4/04
4/05
4/06
4/07
4/08
4/09
4/10
Sampling Date
Concentration
Current MCL

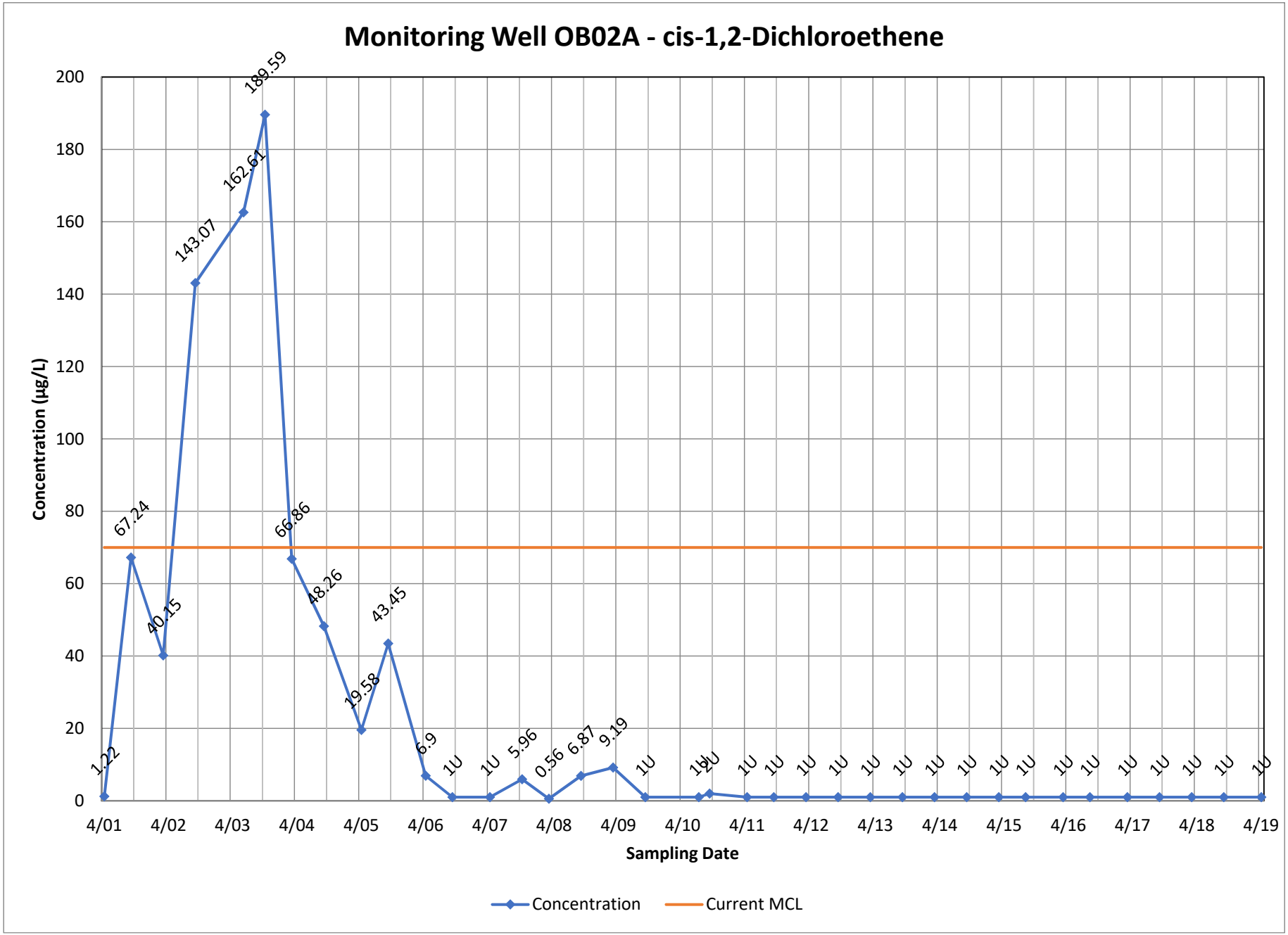
Monitoring Well OB02A - cis-1,2-Dichloroethene
Concentration (µg/L)
200
180
160
140
120
100
80
60
40
20
0
1.22
67.24
40.15
143.07
162.61
189.59
66.86
48.26
19.58
43.45
6.9
1U
1U
5.96
0.56
6.87
9.19
1U
1U
2
1U
1U
1U
1U
1U
1U
1U
1U
1U
1U
1U
1U
1U
1U
1U
1U
1U
1U
1U
4/01
4/02
4/03
4/04
4/05
4/06
4/07
4/08
4/09
4/10
4/11
4/12
4/13
4/14
4/15
4/16
4/17
4/18
4/19
Sampling Date
Concentration
Current MCL

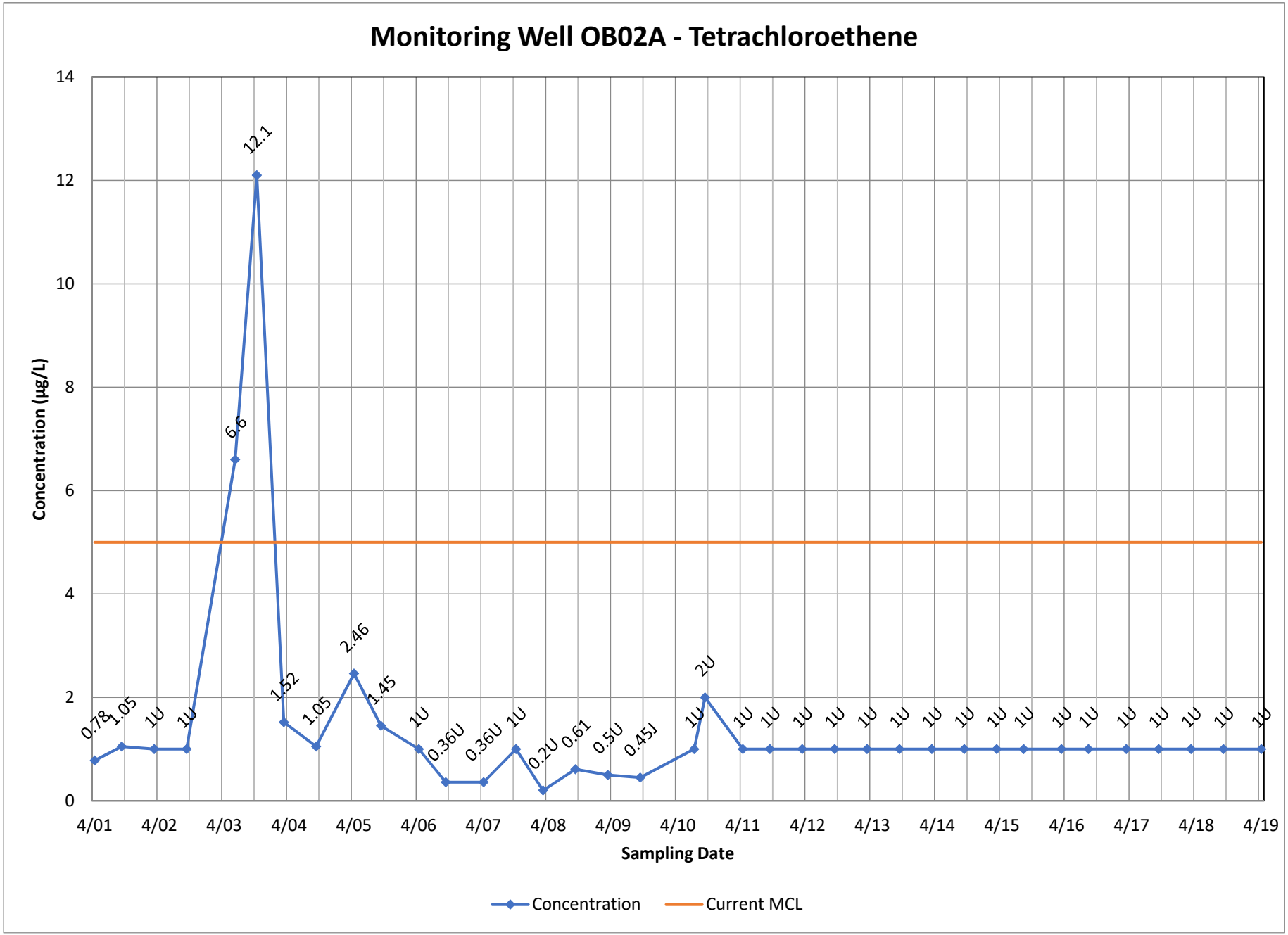
Monitoring Well OB02A - Tetrachloroethene
Concentration (µg/L)
14
12
10
8
6
4
2
0
12.1
6.6
0.78
1.05
1U
1U
1.52
1.05
2.46
1.45
1U
0.36U
0.36U
1U
0.2U
0.61
0.5U
0.45J
1U
2U
1U
1U
1U
1U
1U
1U
1U
1U
1U
1U
1U
1U
1U
1U
1U
1U
1U
1U
4/01
4/02
4/03
4/04
4/05
4/06
4/07
4/08
4/09
4/10
4/11
4/12
4/13
4/14
4/15
4/16
4/17
4/18
4/19
Sampling Date
Concentration
Current MCL

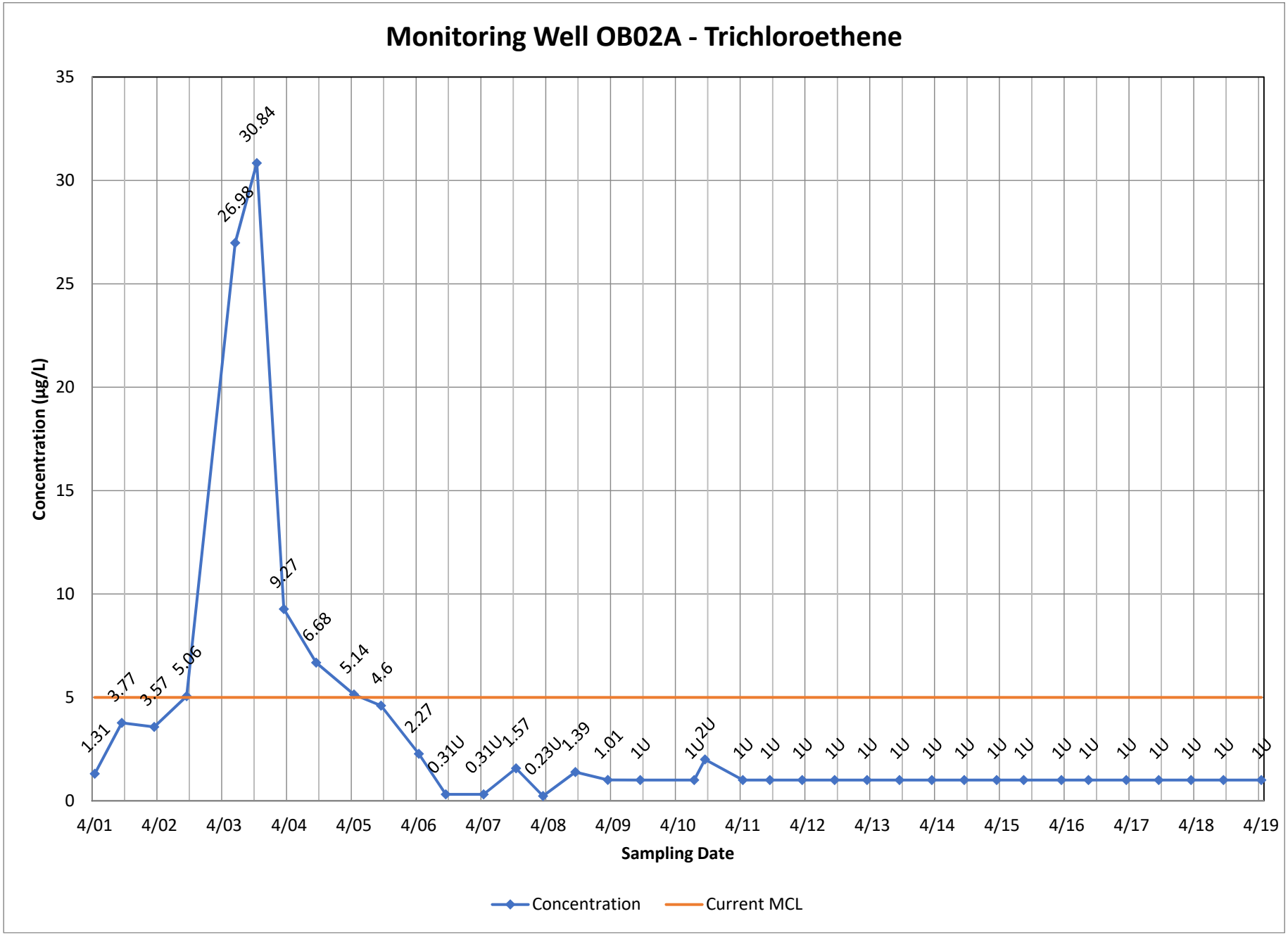
Monitoring Well OB02A - Trichloroethene
Concentration (µg/L)
35
30
25
20
15
10
5
0
1.31
3.77
3.57
5.06
26.98
30.84
9.27
6.68
5.14
4.6
2.27
0.31U
0.31U
1.57
0.23U
1.39
1.01
1U
1U
2U
1U
1U
1U
1U
1U
1U
1U
1U
1U
1U
1U
1U
1U
1U
1U
1U
1U
1U
1U
4/01
4/02
4/03
4/04
4/05
4/06
4/07
4/08
4/09
4/10
4/11
4/12
4/13
4/14
4/15
4/16
4/17
4/18
4/19
Sampling Date
Concentration
Current MCL

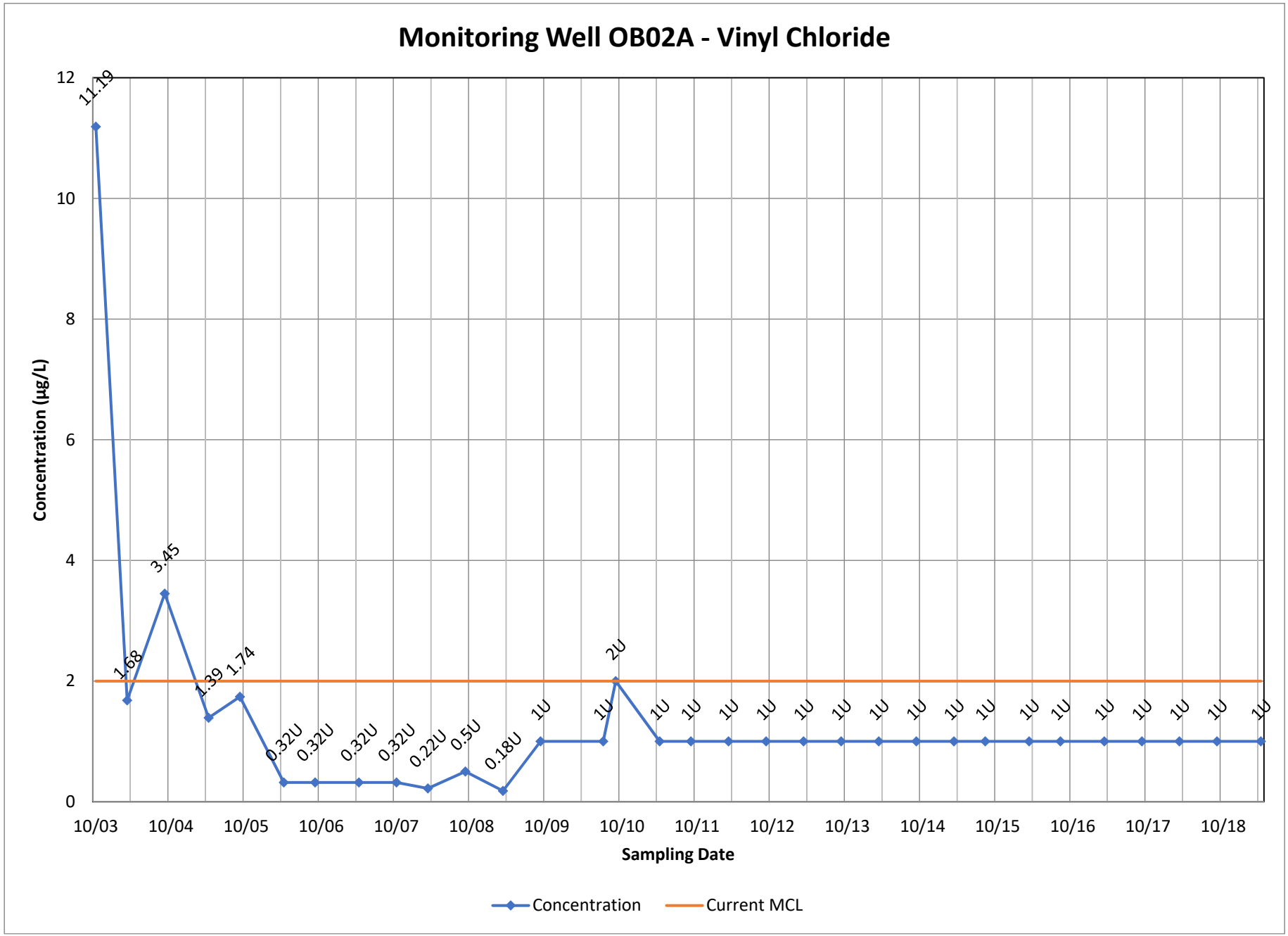
Monitoring Well OB02A - Vinyl Chloride
Concentration (µg/L)
12
10
8
6
4
2
0
11.19
1.68
3.45
1.39
1.74
0.32U
0.32U
0.32U
0.32U
0.22U
0.5U
0.18U
1U
1U
2U
1U
1U
1U
1U
1U
1U
1U
1U
1U
1U
1U
1U
1U
1U
1U
1U
1U
10/03
10/04
10/05
10/06
10/07
10/08
10/09
10/10
10/11
10/12
10/13
10/14
10/15
10/16
10/17
10/18
Sampling Date
Concentration
Current MCL

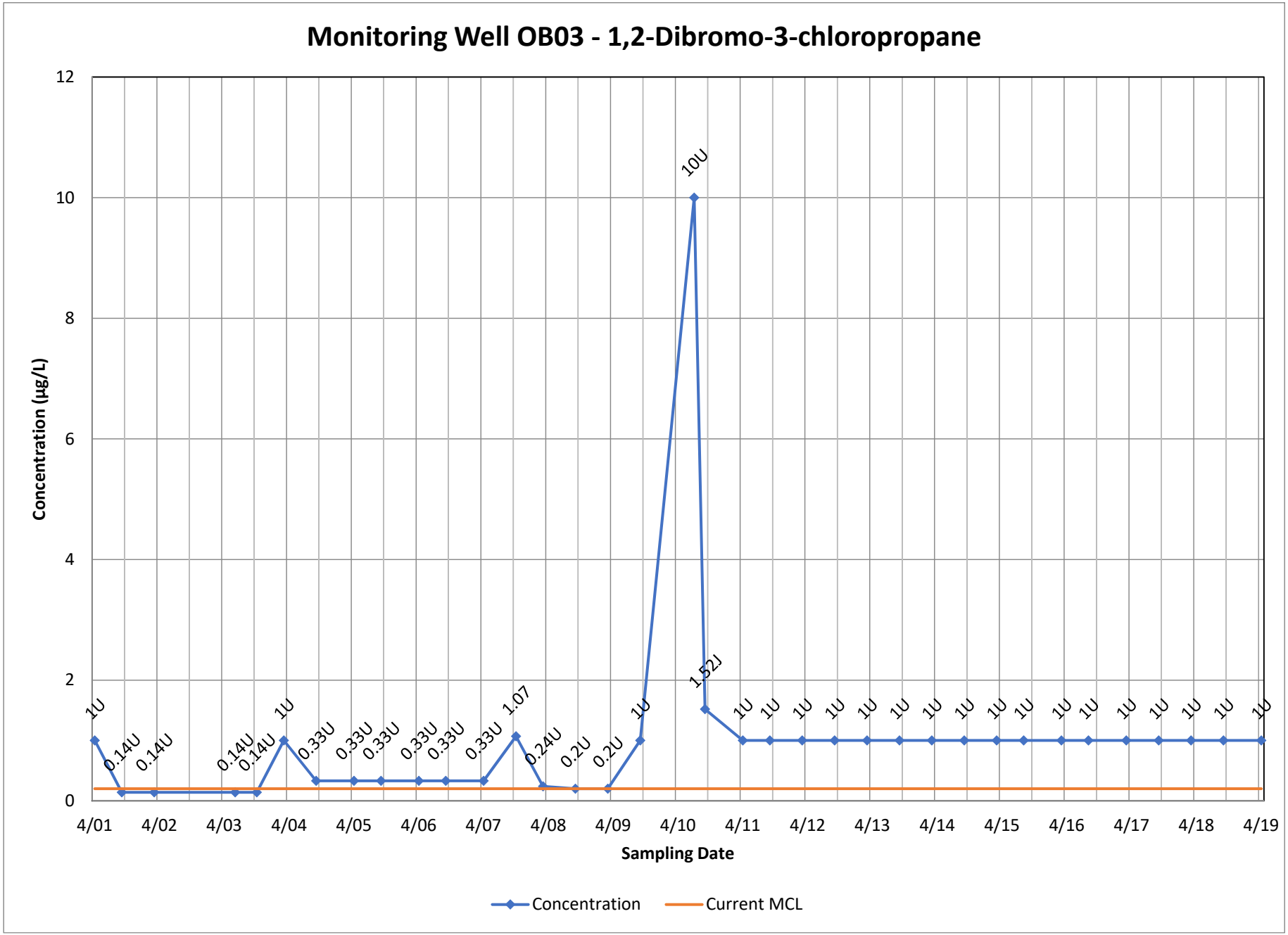
Monitoring Well OB03 - 1,2-Dibromo-3-chloropropane
Concentration (µg/L)
12
10
8
6
4
2
0
1U
0.14U
0.14U
0.14U
0.14U
1U
0.33U
0.33U
0.33U
0.33U
0.33U
0.33U
1.07
0.24U
0.2U
0.2U
1U
10U
1.52J
1U
1U
1U
1U
1U
1U
1U
1U
1U
1U
1U
1U
1U
1U
1U
1U
1U
4/01
4/02
4/03
4/04
4/05
4/06
4/07
4/08
4/09
4/10
4/11
4/12
4/13
4/14
4/15
4/16
4/17
4/18
4/19
Sampling Date
Concentration
Current MCL

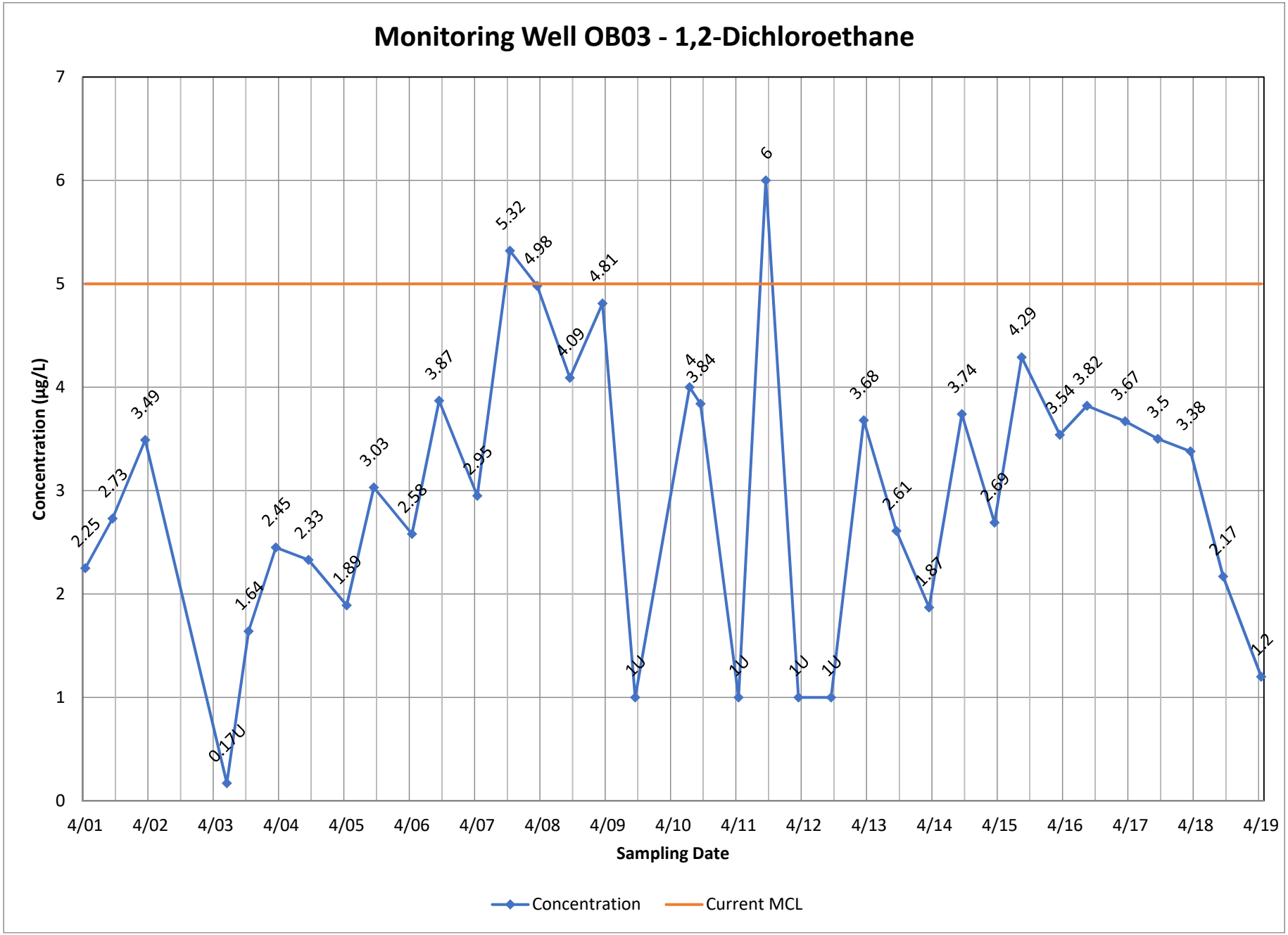
Monitoring Well OB03 - 1,2-Dichloroethane
Concentration (µg/L)
Sampling Date
0
1
2
3
4
5
6
7
4/01
4/02
4/03
4/04
4/05
4/06
4/07
4/08
4/09
4/10
4/11
4/12
4/13
4/14
4/15
4/16
4/17
4/18
4/19
2.25
2.73
3.49
0.17U
1.64
2.45
2.33
1.89
3.03
2.58
3.87
2.95
5.32
4.98
4.09
4.81
1U
4
3.84
1U
6
1U
1U
3.68
2.61
1.87
3.74
2.69
4.29
3.54
3.82
3.67
3.5
3.38
2.17
1.2
Concentration
Current MCL

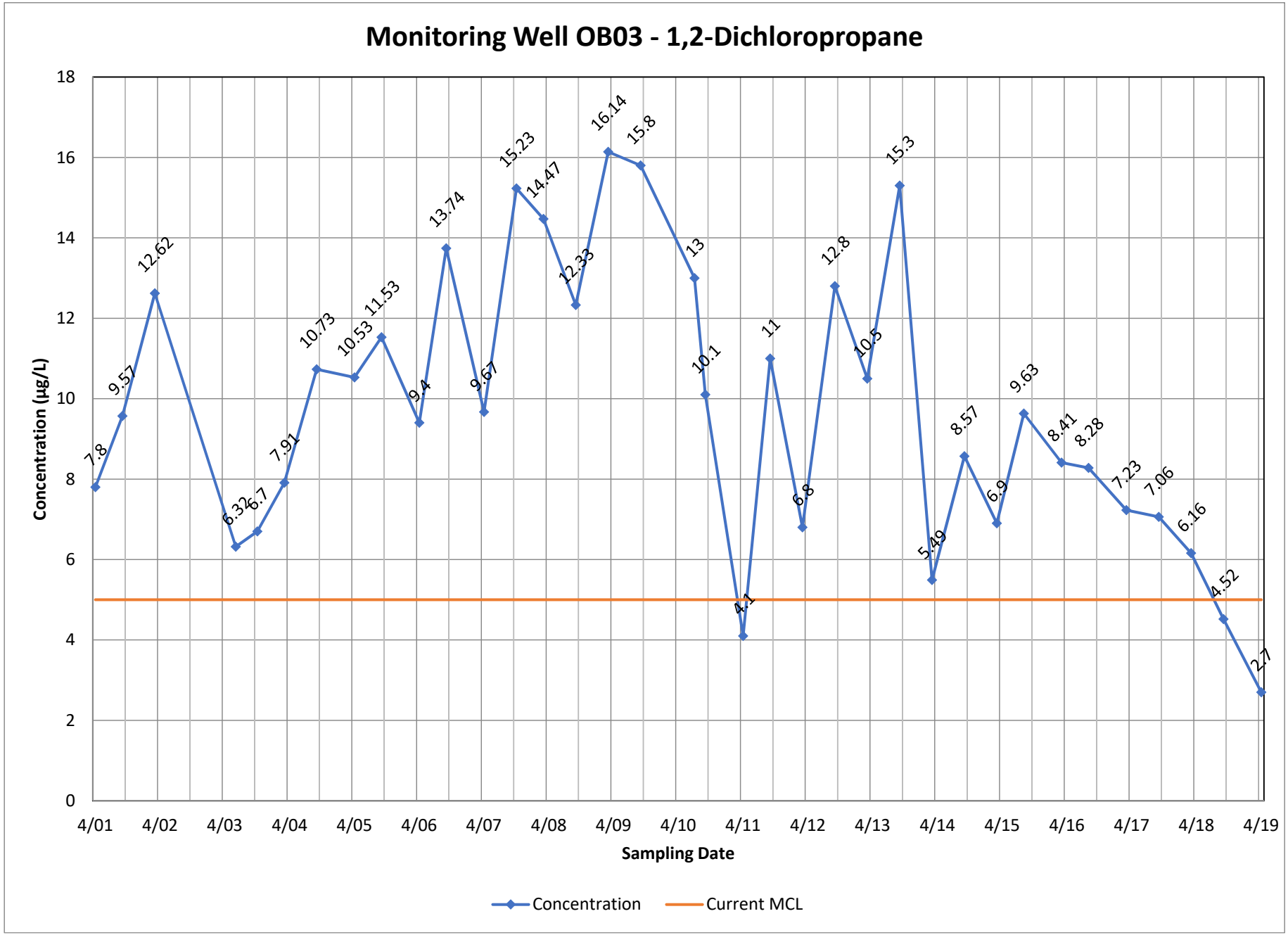
Monitoring Well OB03 - 1,2-Dichloropropane
Concentration (µg/L)
Sampling Date
0
2
4
6
8
10
12
14
16
18
4/01
4/02
4/03
4/04
4/05
4/06
4/07
4/08
4/09
4/10
4/11
4/12
4/13
4/14
4/15
4/16
4/17
4/18
4/19
7.8
9.57
12.62
6.32
6.7
7.91
10.73
10.53
11.53
9.4
13.74
9.67
15.23
14.47
12.33
16.14
15.8
13
10.1
4.1
11
6.8
12.8
10.5
15.3
5.49
8.57
6.9
9.63
8.41
8.28
7.23
7.06
6.16
4.52
2.7
Concentration
Current MCL

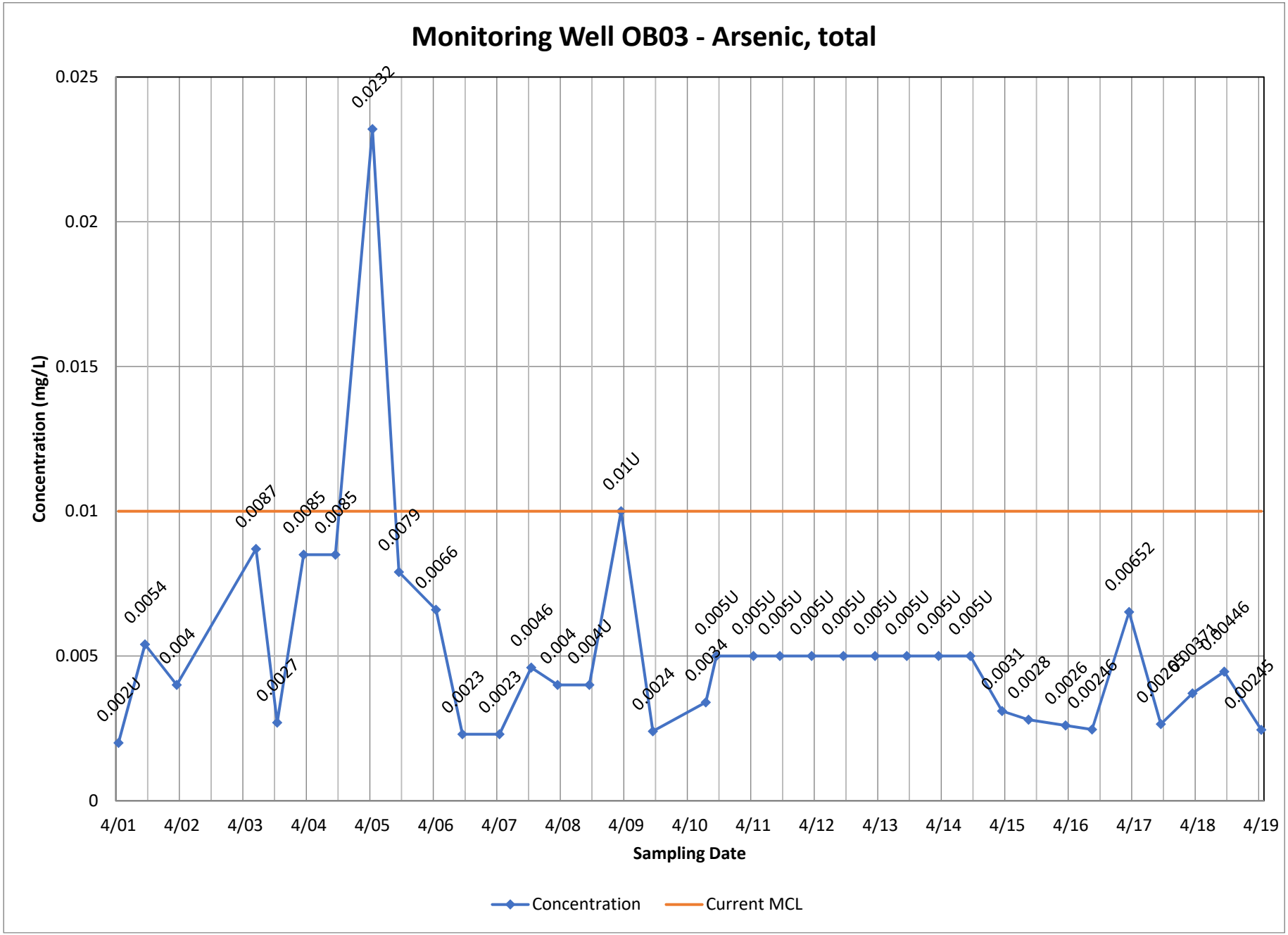
Monitoring Well OB03 - Arsenic, total
Concentration (mg/L)
0.025
0.02
0.015
0.01
0.005
0
0.0232
0.0087
0.0085
0.0085
0.0079
0.0066
0.0054
0.004
0.0027
0.0023
0.0023
0.0046
0.004
0.004U
0.01U
0.0024
0.0034
0.005U
0.005U
0.005U
0.005U
0.005U
0.005U
0.005U
0.005U
0.005U
0.0031
0.0028
0.0026
0.00246
0.00652
0.0026
0.00371
0.00446
0.00245
0.002U
4/01
4/02
4/03
4/04
4/05
4/06
4/07
4/08
4/09
4/10
4/11
4/12
4/13
4/14
4/15
4/16
4/17
4/18
4/19
Sampling Date
Concentration
Current MCL

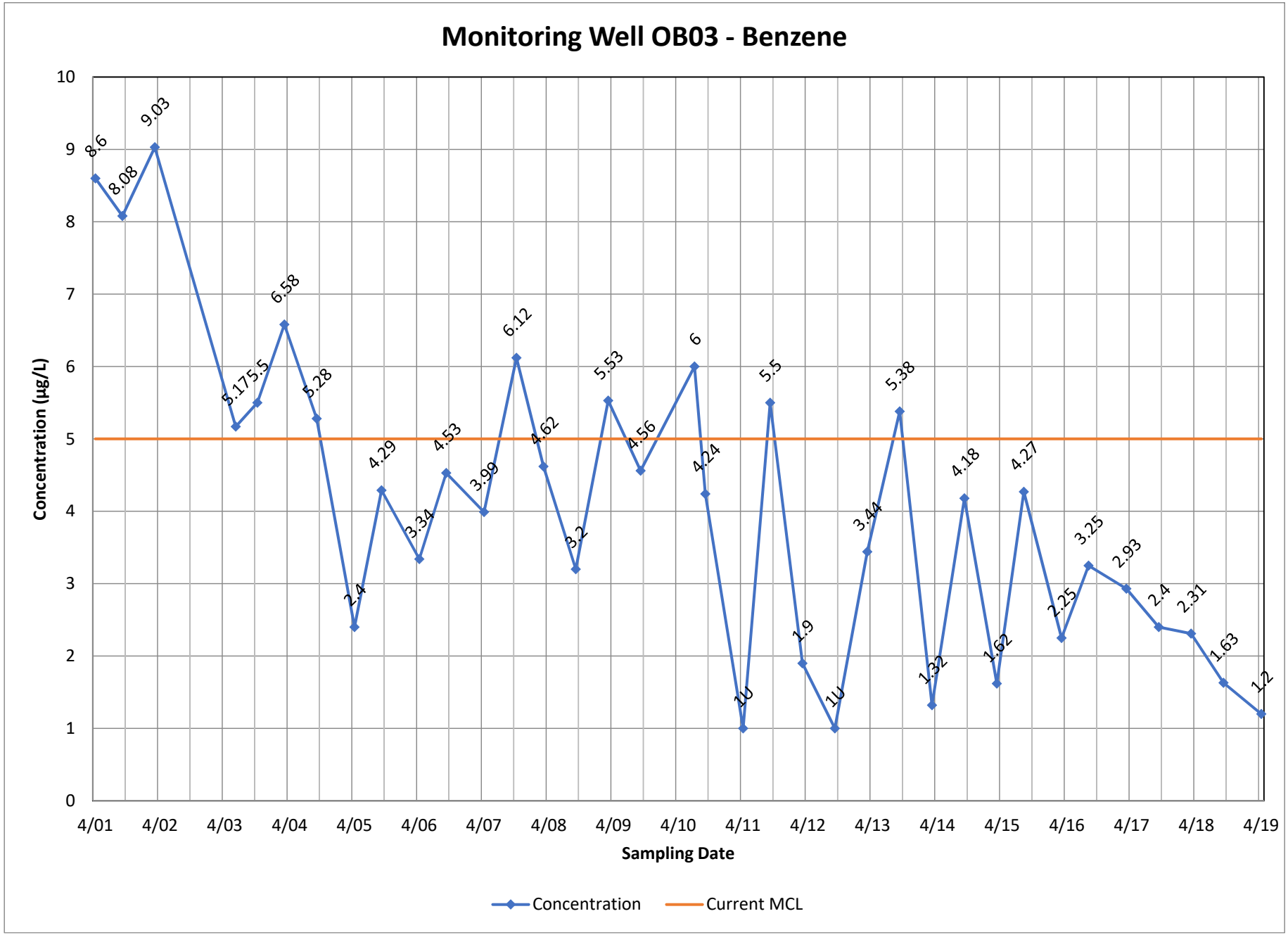
Monitoring Well OB03 - Benzene
Concentration (µg/L)
Sampling Date
0
1
2
3
4
5
6
7
8
9
10
4/01
4/02
4/03
4/04
4/05
4/06
4/07
4/08
4/09
4/10
4/11
4/12
4/13
4/14
4/15
4/16
4/17
4/18
4/19
8.6
8.08
9.03
5.17
5.5
6.58
5.28
2.4
4.29
3.34
4.53
3.99
6.12
4.62
3.2
5.53
4.56
6
4.24
1U
5.5
1.9
1U
3.44
5.38
1.32
4.18
1.62
4.27
2.25
3.25
2.93
2.4
2.31
1.63
1.2
Concentration
Current MCL

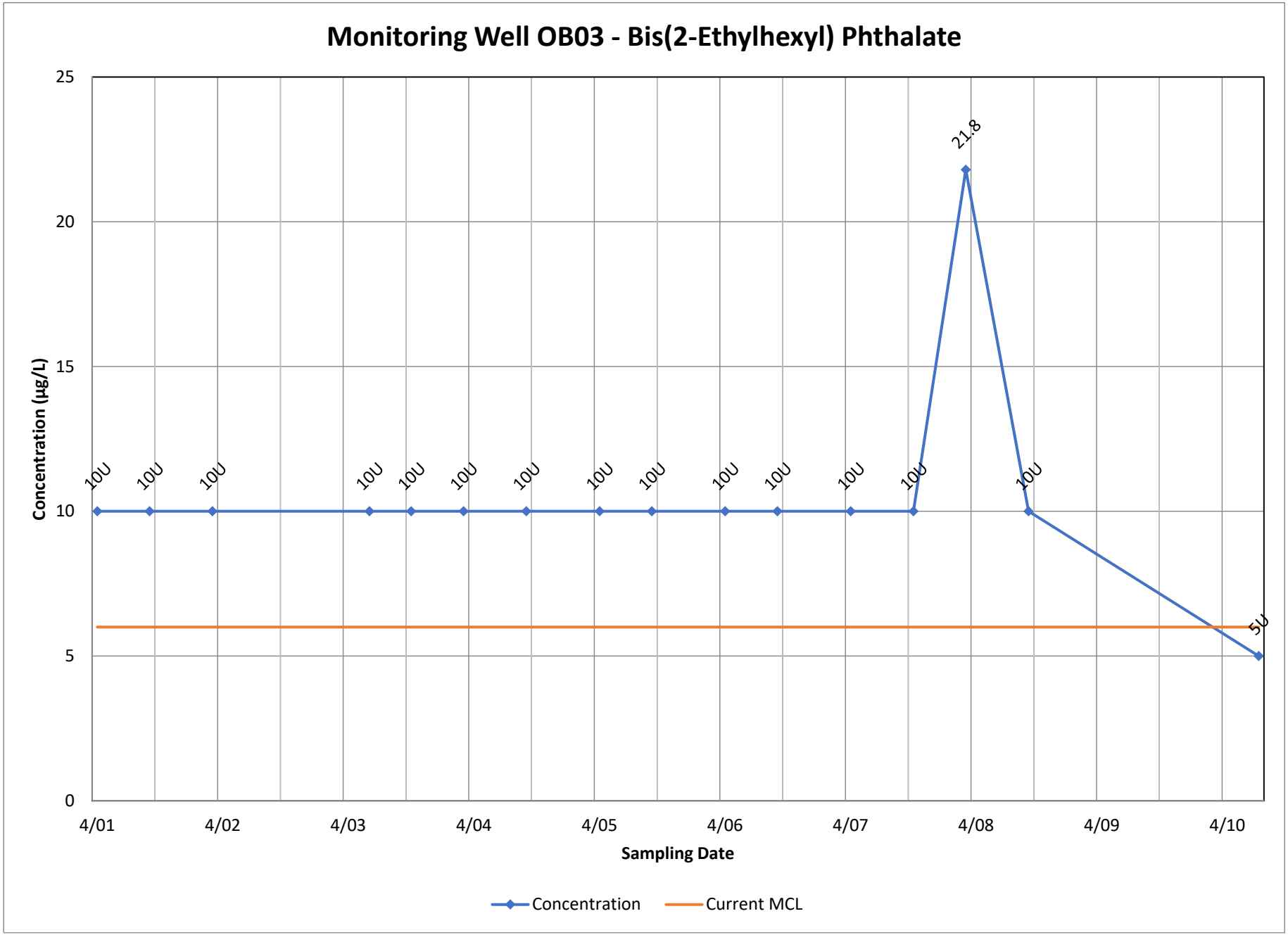
Monitoring Well OB03 - Bis(2-Ethylhexyl) Phthalate
Concentration (µg/L)
25
20
15
10
5
0
10U
10U
10U
10U
10U
10U
10U
10U
10U
10U
10U
10U
10U
21.8
10U
5U
4/01
4/02
4/03
4/04
4/05
4/06
4/07
4/08
4/09
4/10
Sampling Date
Concentration
Current MCL

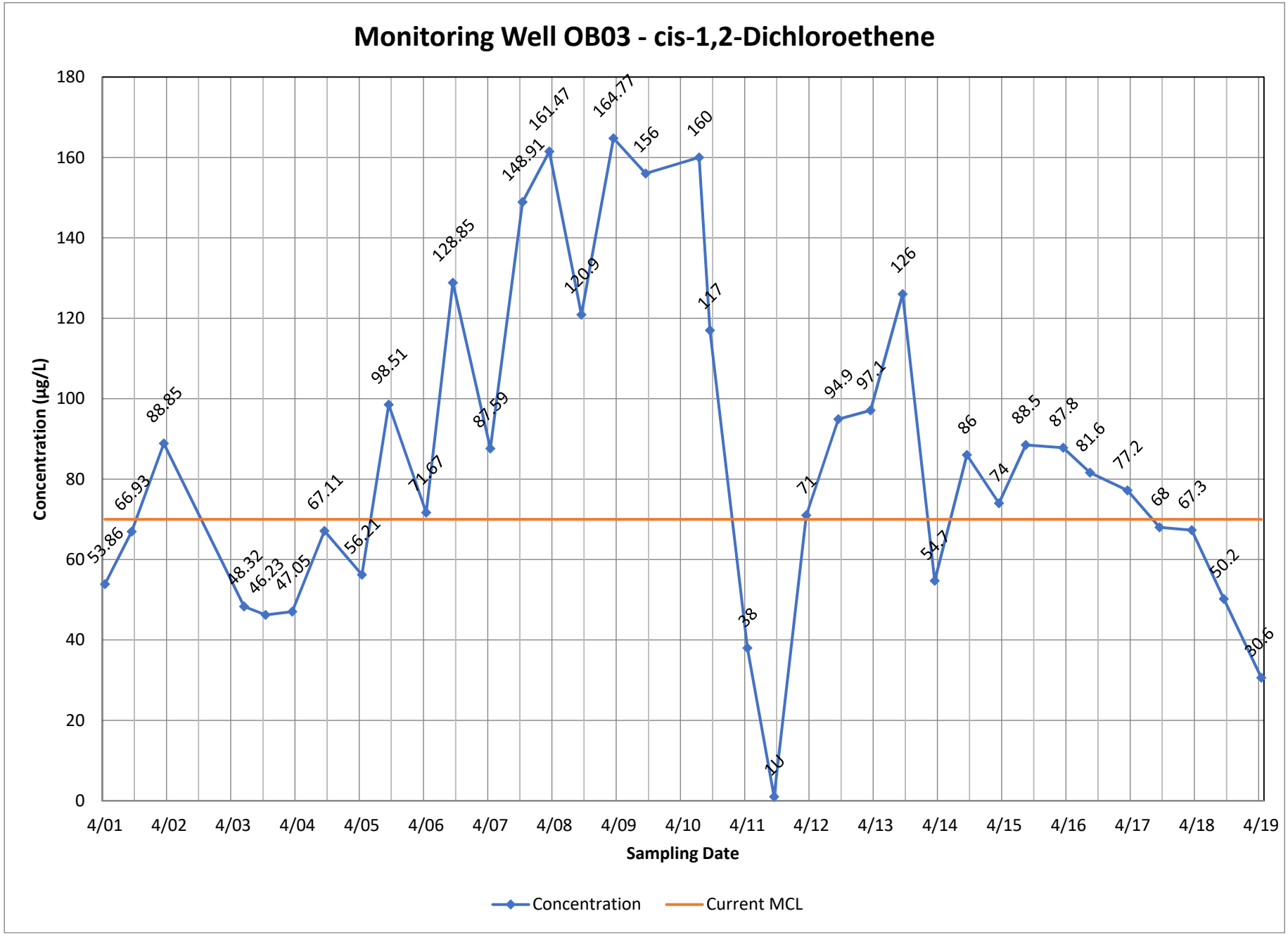
Monitoring Well OB03 - cis-1,2-Dichloroethene
Concentration (µg/L)
180
160
140
120
100
80
60
40
20
0
53.86
66.93
88.85
48.32
46.23
47.05
67.11
56.21
98.51
71.67
128.85
87.59
148.91
161.47
120.9
164.77
156
160
117
38
10
71
94.9
97.1
126
54.7
86
74
88.5
87.8
81.6
77.2
68
67.3
50.2
30.6
4/01
4/02
4/03
4/04
4/05
4/06
4/07
4/08
4/09
4/10
4/11
4/12
4/13
4/14
4/15
4/16
4/17
4/18
4/19
Sampling Date
Concentration
Current MCL

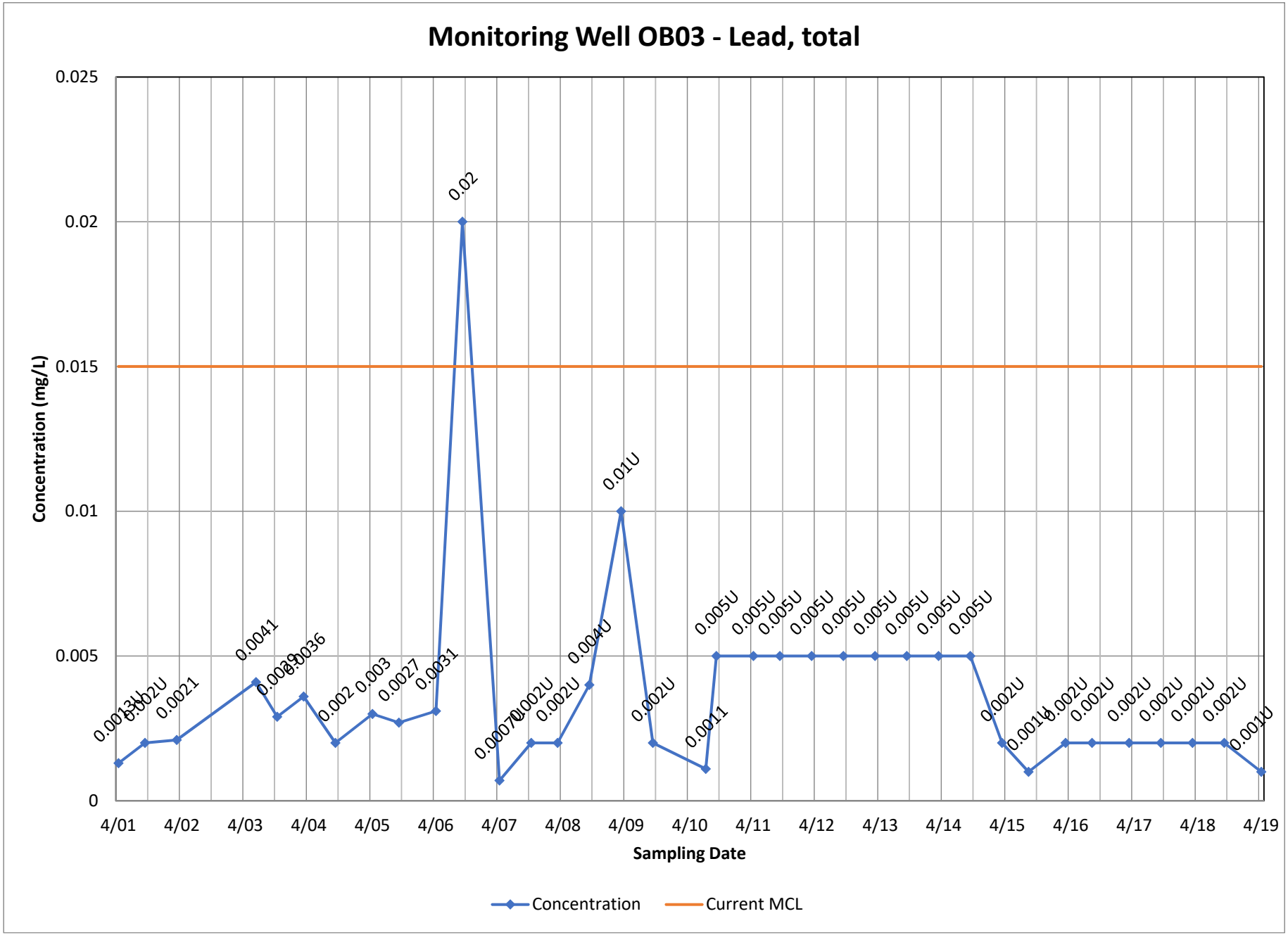
Monitoring Well OB03 - Lead, total
Concentration (mg/L)
0.025
0.02
0.015
0.01
0.005
0
4/01
4/02
4/03
4/04
4/05
4/06
4/07
4/08
4/09
4/10
4/11
4/12
4/13
4/14
4/15
4/16
4/17
4/18
4/19
Sampling Date
Concentration
Current MCL

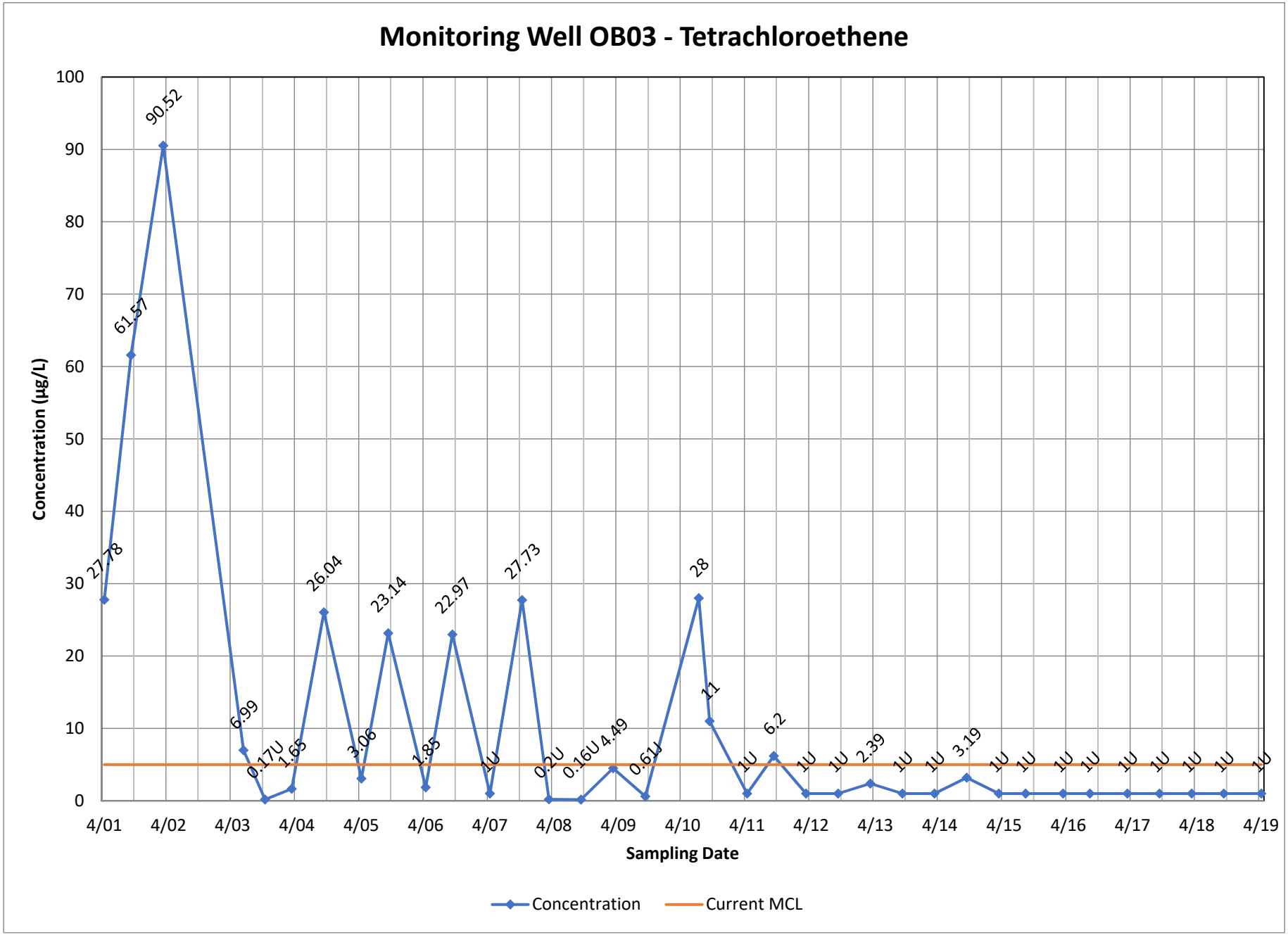
Monitoring Well OB03 - Tetrachloroethene
Concentration (µg/L)
100
90
80
70
60
50
40
30
20
10
0
27.78
61.57
90.52
6.99
0.17U
1.65
26.04
3.06
23.14
1.85
22.97
1U
27.73
0.2U
0.16U
4.49
0.61U
28
11
1U
6.2
1U
1U
2.39
1U
1U
3.19
1U
1U
1U
1U
1U
1U
1U
1U
1U
4/01
4/02
4/03
4/04
4/05
4/06
4/07
4/08
4/09
4/10
4/11
4/12
4/13
4/14
4/15
4/16
4/17
4/18
4/19
Sampling Date
Concentration
Current MCL

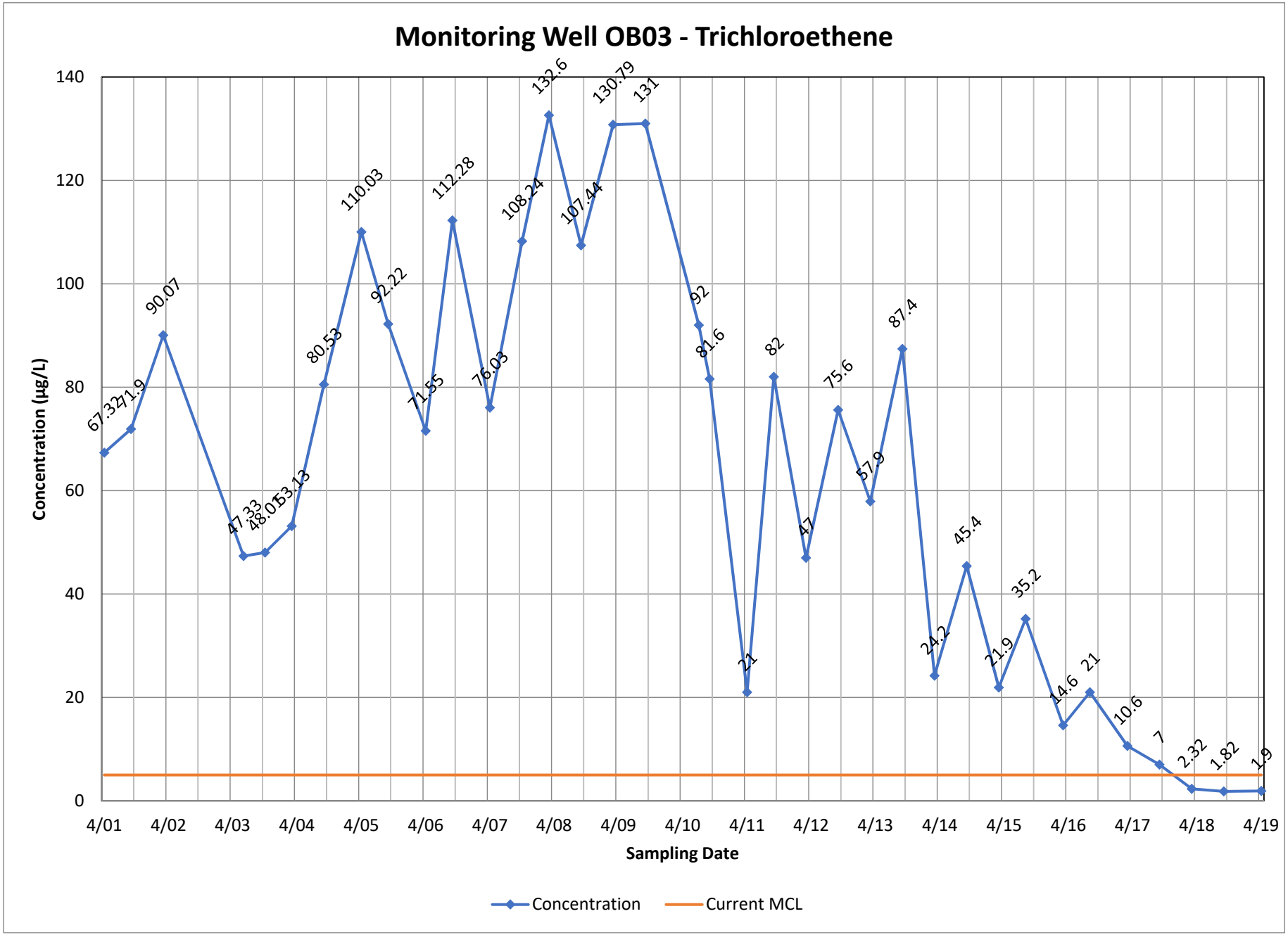
Monitoring Well OB03 - Trichloroethene
Concentration (µg/L)
Sampling Date
140
120
100
80
60
40
20
0
4/01
4/02
4/03
4/04
4/05
4/06
4/07
4/08
4/09
4/10
4/11
4/12
4/13
4/14
4/15
4/16
4/17
4/18
4/19
67.32
71.9
90.07
47.33
48.01
53.13
80.53
110.03
92.22
71.55
112.28
76.03
108.24
132.6
107.44
130.79
131
92
81.6
21
82
47
75.6
57.9
87.4
24.2
45.4
21.9
35.2
14.6
21
10.6
7
2.32
1.82
1.9
Concentration
Current MCL

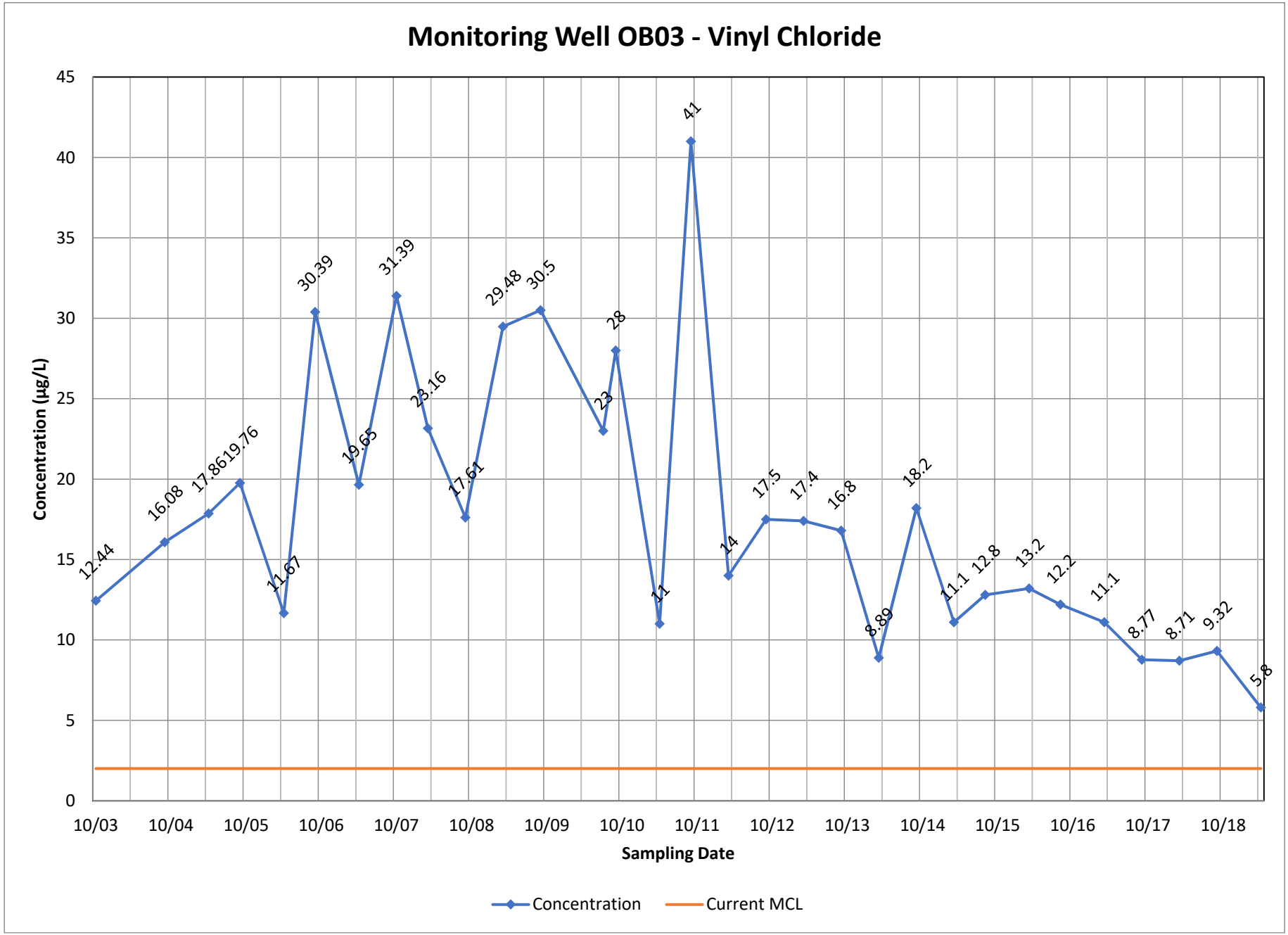
Monitoring Well OB03 - Vinyl Chloride
Concentration (µg/L)
Sampling Date
45
40
35
30
25
20
15
10
5
0
10/03
10/04
10/05
10/06
10/07
10/08
10/09
10/10
10/11
10/12
10/13
10/14
10/15
10/16
10/17
10/18
12.44
16.08
17.86
19.76
11.67
30.39
19.65
31.39
23.16
17.61
29.48
30.5
23
28
11
41
14
17.5
17.4
16.8
8.89
18.2
11.1
12.8
13.2
12.2
11.1
8.77
8.71
9.32
5.8
Concentration
Current MCL

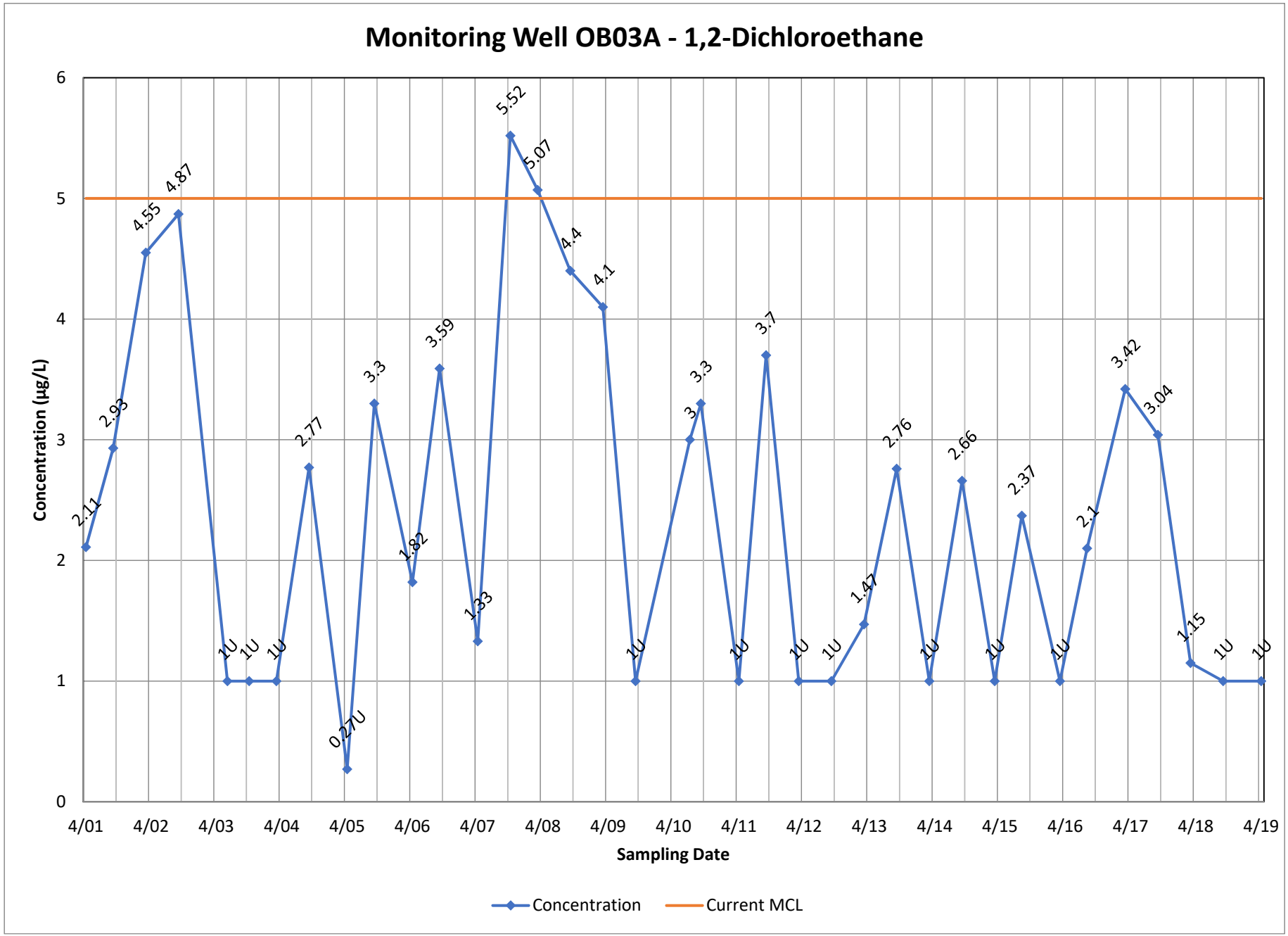
Monitoring Well OB03A - 1,2-Dichloroethane
Concentration (µg/L)
Sampling Date
0
1
2
3
4
5
6
4/01
4/02
4/03
4/04
4/05
4/06
4/07
4/08
4/09
4/10
4/11
4/12
4/13
4/14
4/15
4/16
4/17
4/18
4/19
2.11
2.93
4.55
4.87
1U
1U
1U
2.77
0.27U
3.3
1.82
3.59
1.33
5.52
5.07
4.4
4.1
1U
3
3.3
1U
3.7
1U
1U
1.47
2.76
1U
2.66
1U
2.37
1U
2.1
3.42
3.04
1.15
1U
1U
Concentration
Current MCL

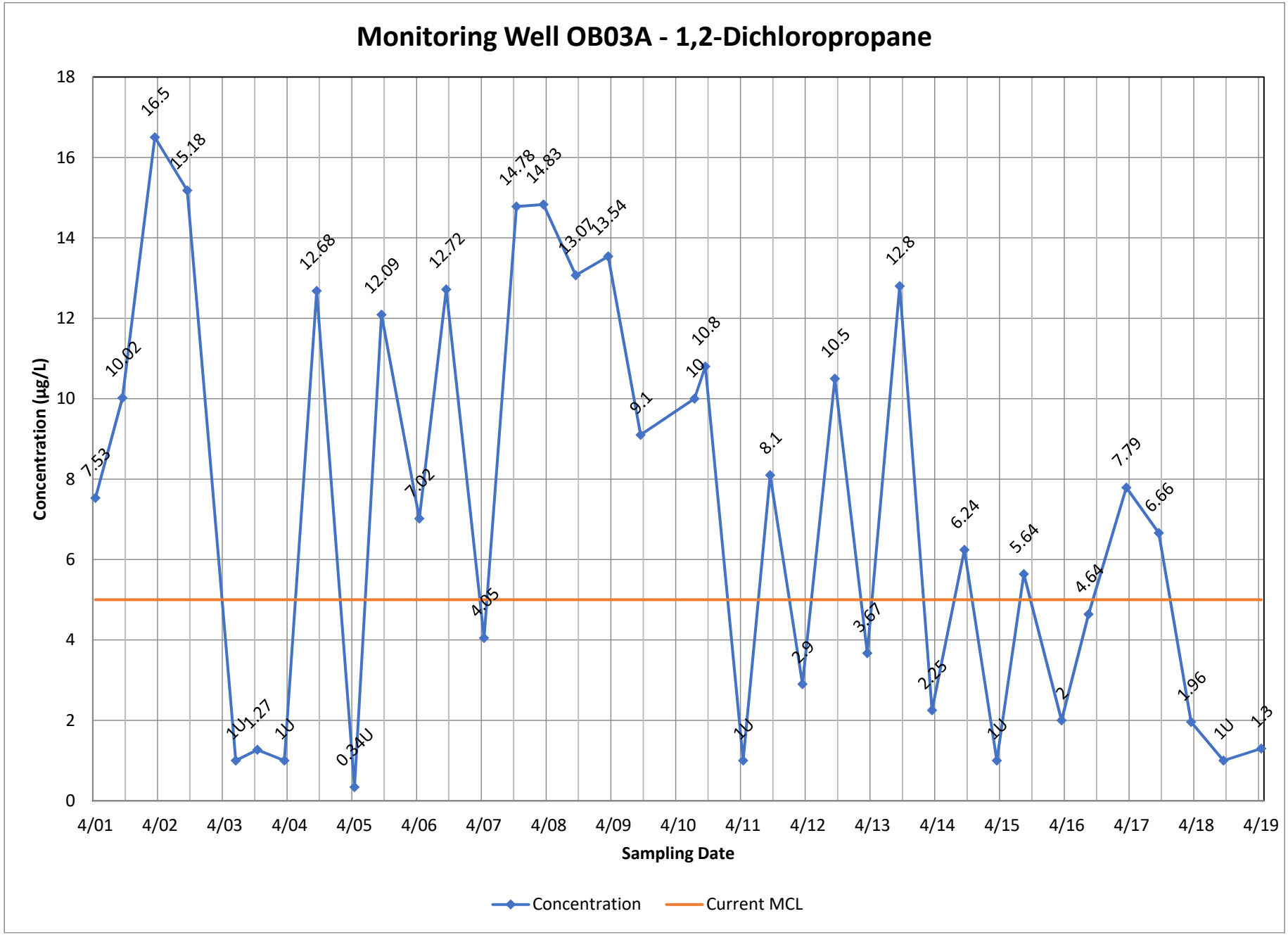
Monitoring Well OB03A - 1,2-Dichloropropane
Concentration (µg/L)
Sampling Date
0
2
4
6
8
10
12
14
16
18
4/01
4/02
4/03
4/04
4/05
4/06
4/07
4/08
4/09
4/10
4/11
4/12
4/13
4/14
4/15
4/16
4/17
4/18
4/19
7.53
10.02
16.5
15.18
1U
1.27
1U
12.68
0.34U
12.09
7.02
12.72
4.05
14.78
14.83
13.07
13.54
9.1
10
10.8
1U
8.1
2.9
10.5
3.67
12.8
2.25
6.24
1U
5.64
2
4.64
7.79
6.66
1.96
1U
1.3
Concentration
Current MCL

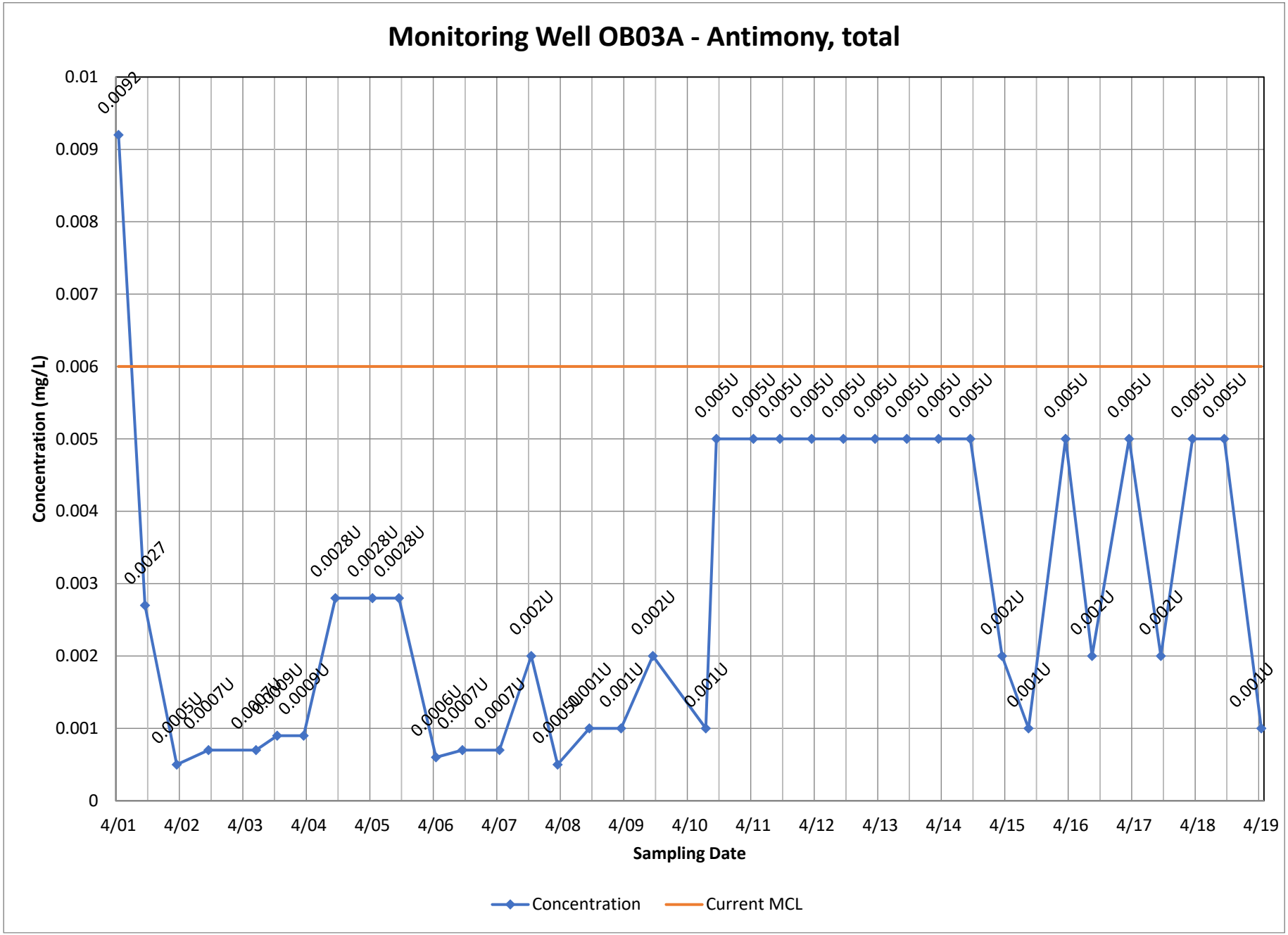
Monitoring Well OB03A - Antimony, total
Concentration (mg/L)
0.01
0.009
0.008
0.007
0.006
0.005
0.004
0.003
0.002
0.001
0
4/01
4/02
4/03
4/04
4/05
4/06
4/07
4/08
4/09
4/10
4/11
4/12
4/13
4/14
4/15
4/16
4/17
4/18
4/19
Sampling Date
Concentration
Current MCL

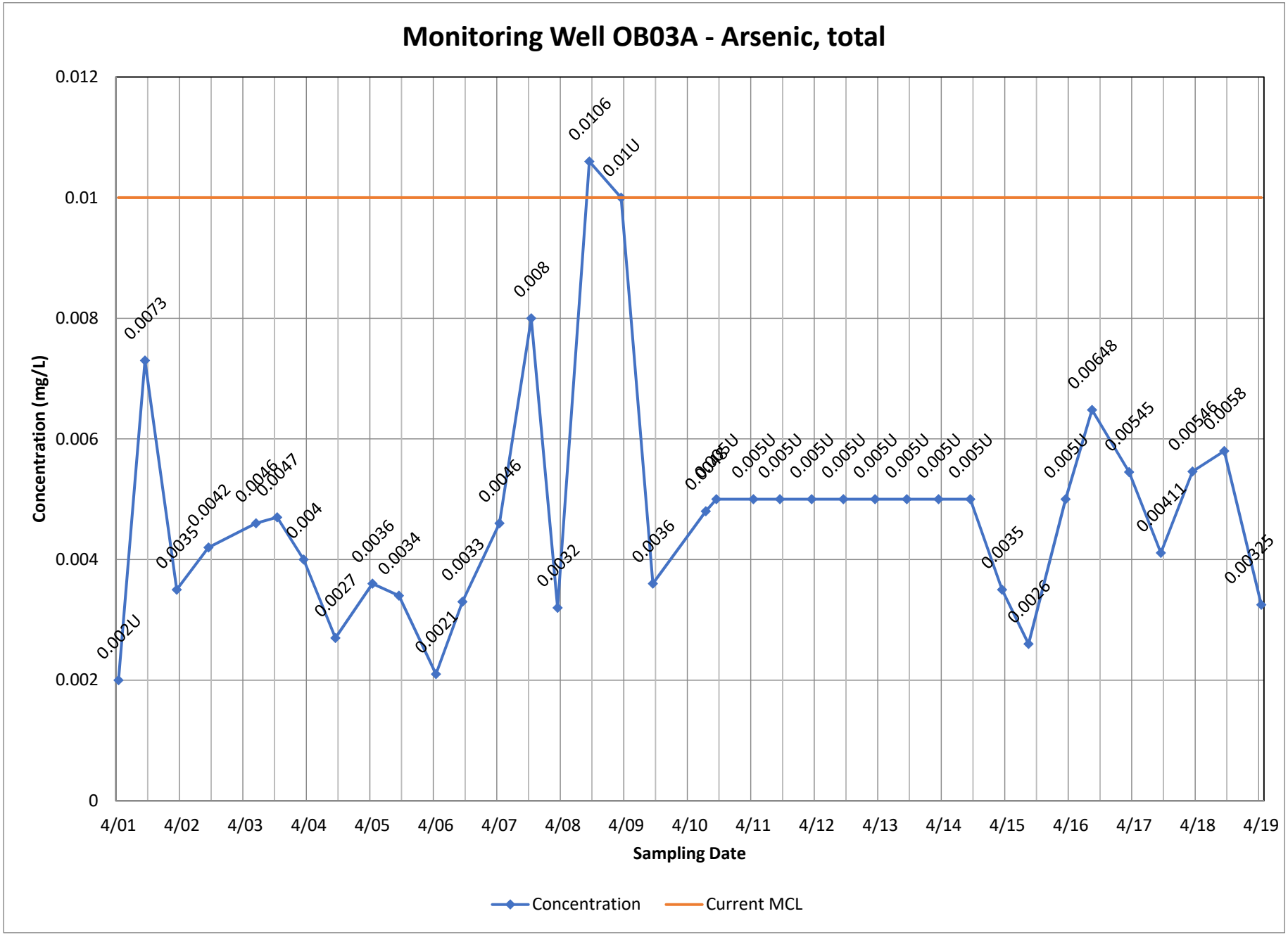
Monitoring Well OB03A - Arsenic, total
Concentration (mg/L)
0.012
0.01
0.008
0.006
0.004
0.002
0
4/01
4/02
4/03
4/04
4/05
4/06
4/07
4/08
4/09
4/10
4/11
4/12
4/13
4/14
4/15
4/16
4/17
4/18
4/19
Sampling Date
0.002U
0.0073
0.0035
0.0042
0.0046
0.0047
0.004
0.0027
0.0036
0.0034
0.0021
0.0033
0.0046
0.008
0.0032
0.0106
0.01U
0.0036
0.005U
0.0035
0.0026
0.00648
0.00545
0.00411
0.00546
0.0058
0.00325
Concentration
Current MCL

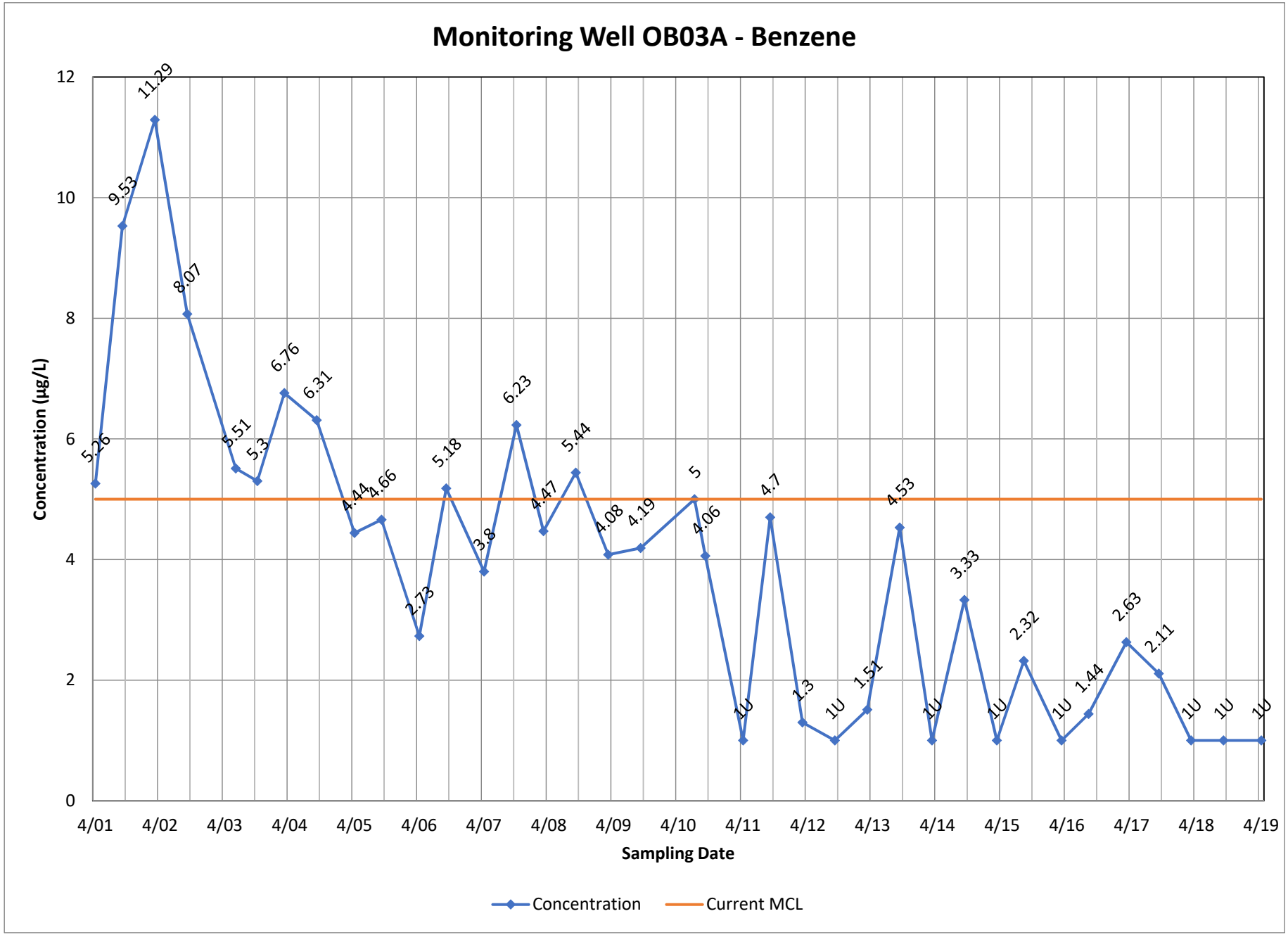
Monitoring Well OB03A - Benzene
Concentration (µg/L)
Sampling Date
0
2
4
6
8
10
12
4/01
4/02
4/03
4/04
4/05
4/06
4/07
4/08
4/09
4/10
4/11
4/12
4/13
4/14
4/15
4/16
4/17
4/18
4/19
5.26
9.53
11.29
8.07
5.51
5.3
6.76
6.31
4.44
4.66
2.73
5.18
3.8
6.23
4.47
5.44
4.08
4.19
5
4.06
1U
4.7
1.3
1U
1.51
4.53
1U
3.33
1U
2.32
1U
1.44
2.63
2.11
1U
1U
1U
Concentration
Current MCL

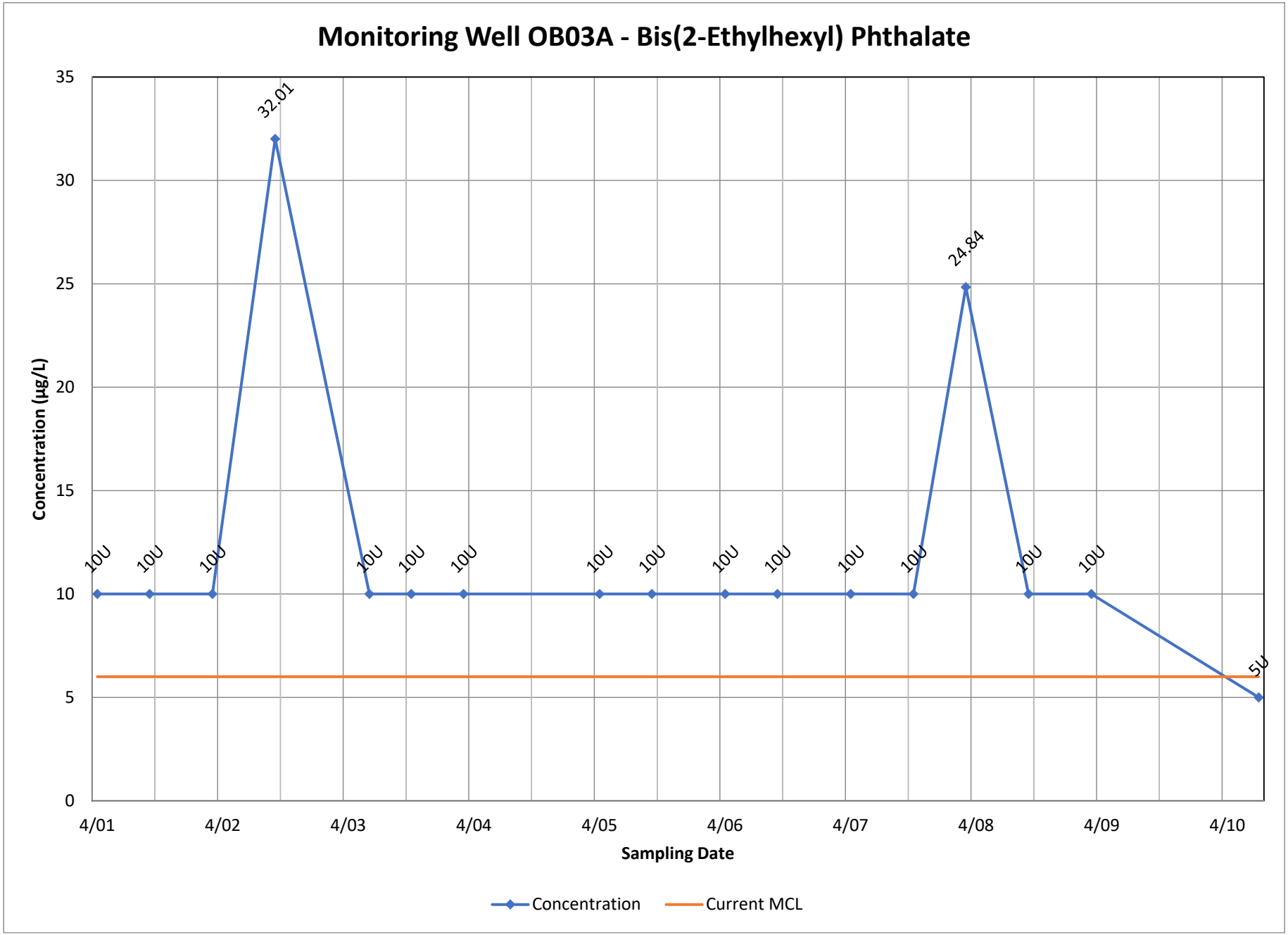
Monitoring Well OB03A - Bis(2-Ethylhexyl) Phthalate
Concentration (µg/L)
35
30
25
20
15
10
5
0
32.01
24.84
10U
5U
4/01
4/02
4/03
4/04
4/05
4/06
4/07
4/08
4/09
4/10
Sampling Date
Concentration
Current MCL

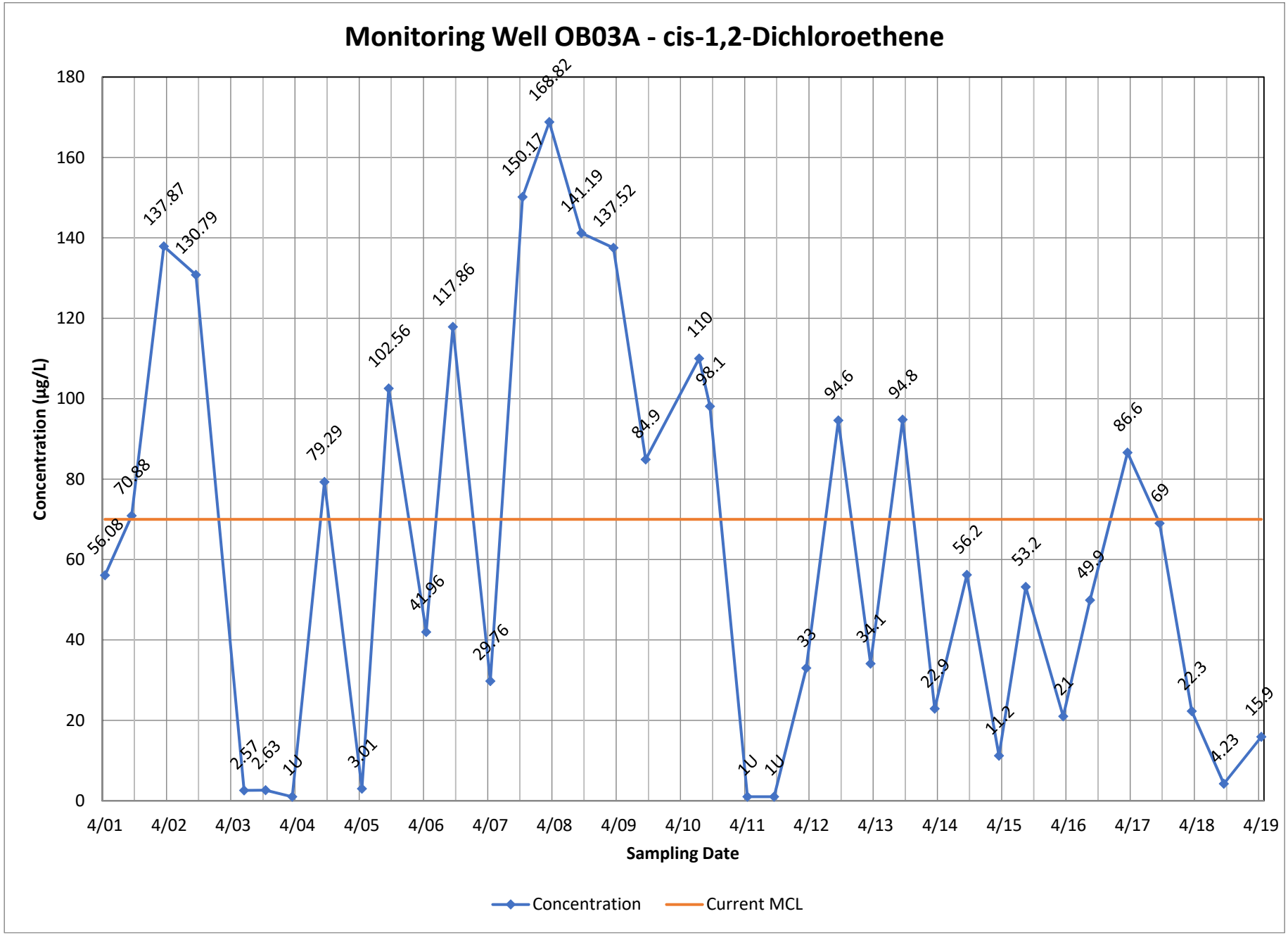
Monitoring Well OB03A - cis-1,2-Dichloroethene
Concentration (µg/L)
Sampling Date
0
20
40
60
80
100
120
140
160
180
4/01
4/02
4/03
4/04
4/05
4/06
4/07
4/08
4/09
4/10
4/11
4/12
4/13
4/14
4/15
4/16
4/17
4/18
4/19
56.08
70.88
137.87
130.79
2.57
2.63
1U
79.29
3.01
102.56
41.96
117.86
29.76
150.17
168.82
141.19
137.52
84.9
110
98.1
1U
1U
33
94.6
34.1
94.8
22.9
56.2
11.2
53.2
21
49.9
86.6
69
22.3
4.23
15.9
Concentration
Current MCL

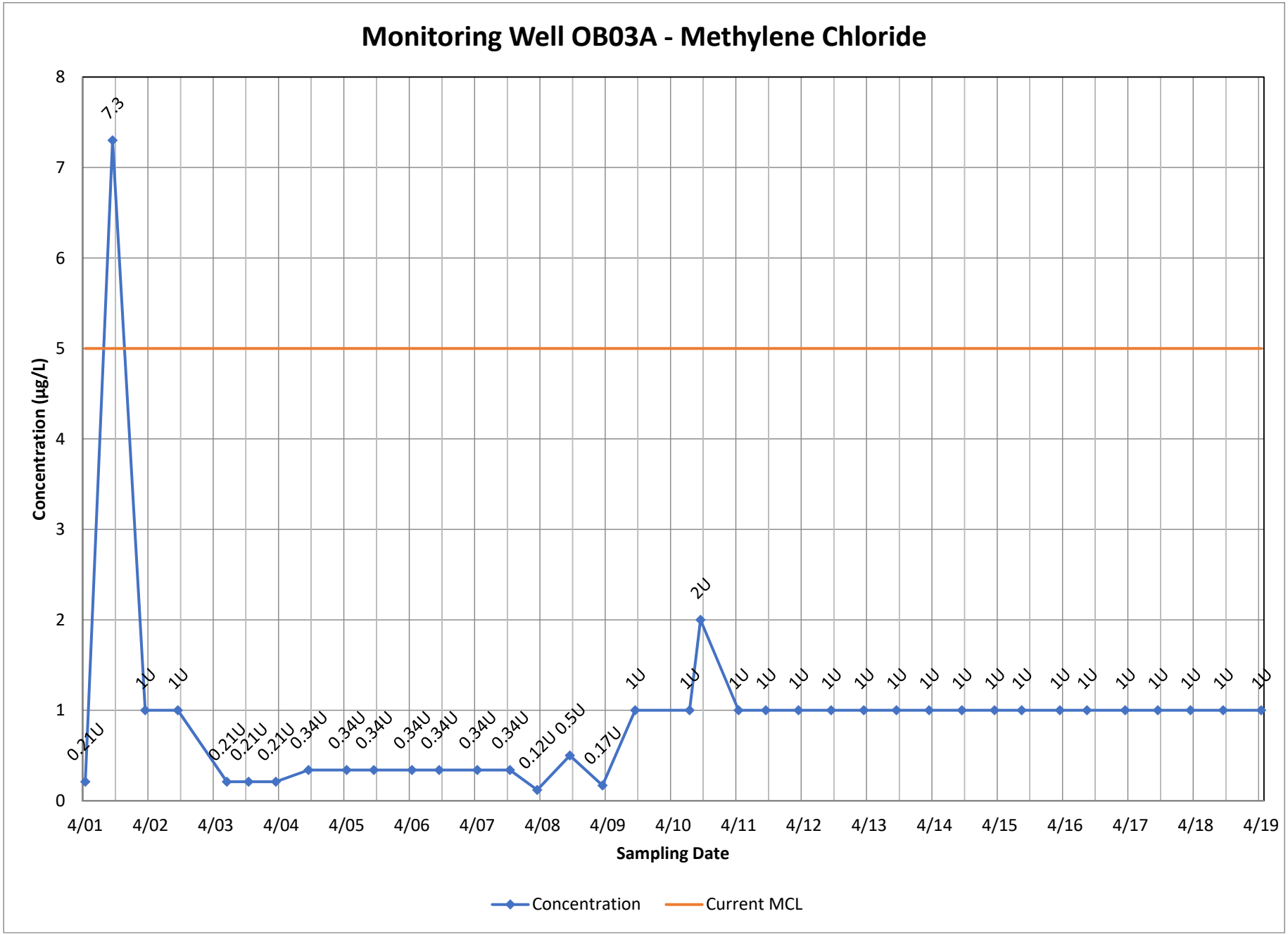
Monitoring Well OB03A - Methylene Chloride
Concentration (µg/L)
Sampling Date
Concentration
Current MCL
0
1
2
3
4
5
6
7
8
4/01
4/02
4/03
4/04
4/05
4/06
4/07
4/08
4/09
4/10
4/11
4/12
4/13
4/14
4/15
4/16
4/17
4/18
4/19
7.3
0.21U
1U
1U
0.21U
0.21U
0.21U
0.34U
0.34U
0.34U
0.34U
0.34U
0.34U
0.12U
0.5U
0.17U
1U
1U
2U
1U
1U
1U
1U
1U
1U
1U
1U
1U
1U
1U
1U
1U
1U
1U
1U

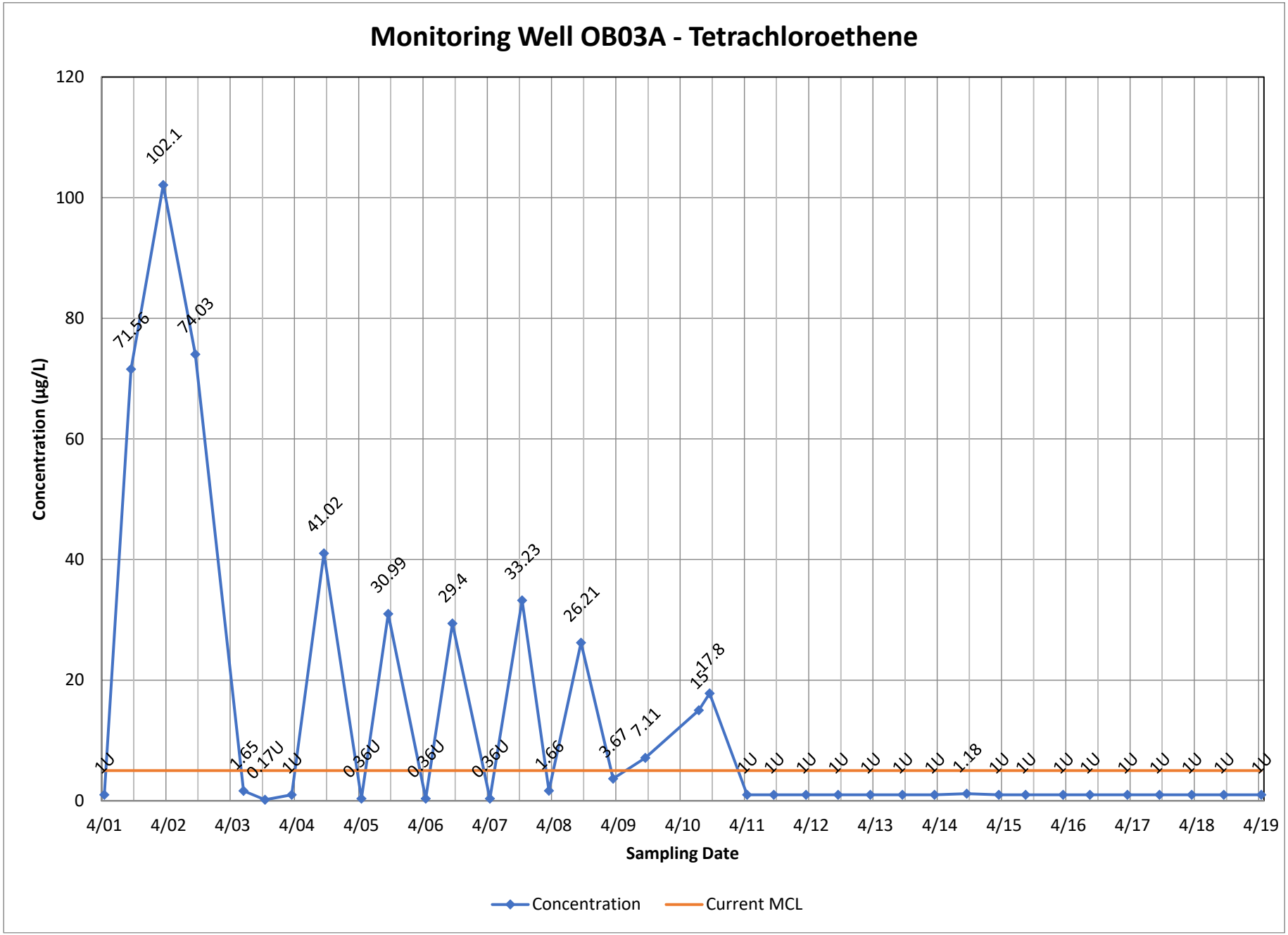
Monitoring Well OB03A - Tetrachloroethene
Concentration (µg/L)
120
100
80
60
40
20
0
102.1
71.56
74.03
41.02
30.99
29.4
33.23
26.21
17.8
15
7.11
3.67
1.65
1.66
1.18
1U
0.17U
0.36U
4/01
4/02
4/03
4/04
4/05
4/06
4/07
4/08
4/09
4/10
4/11
4/12
4/13
4/14
4/15
4/16
4/17
4/18
4/19
Sampling Date
Concentration
Current MCL

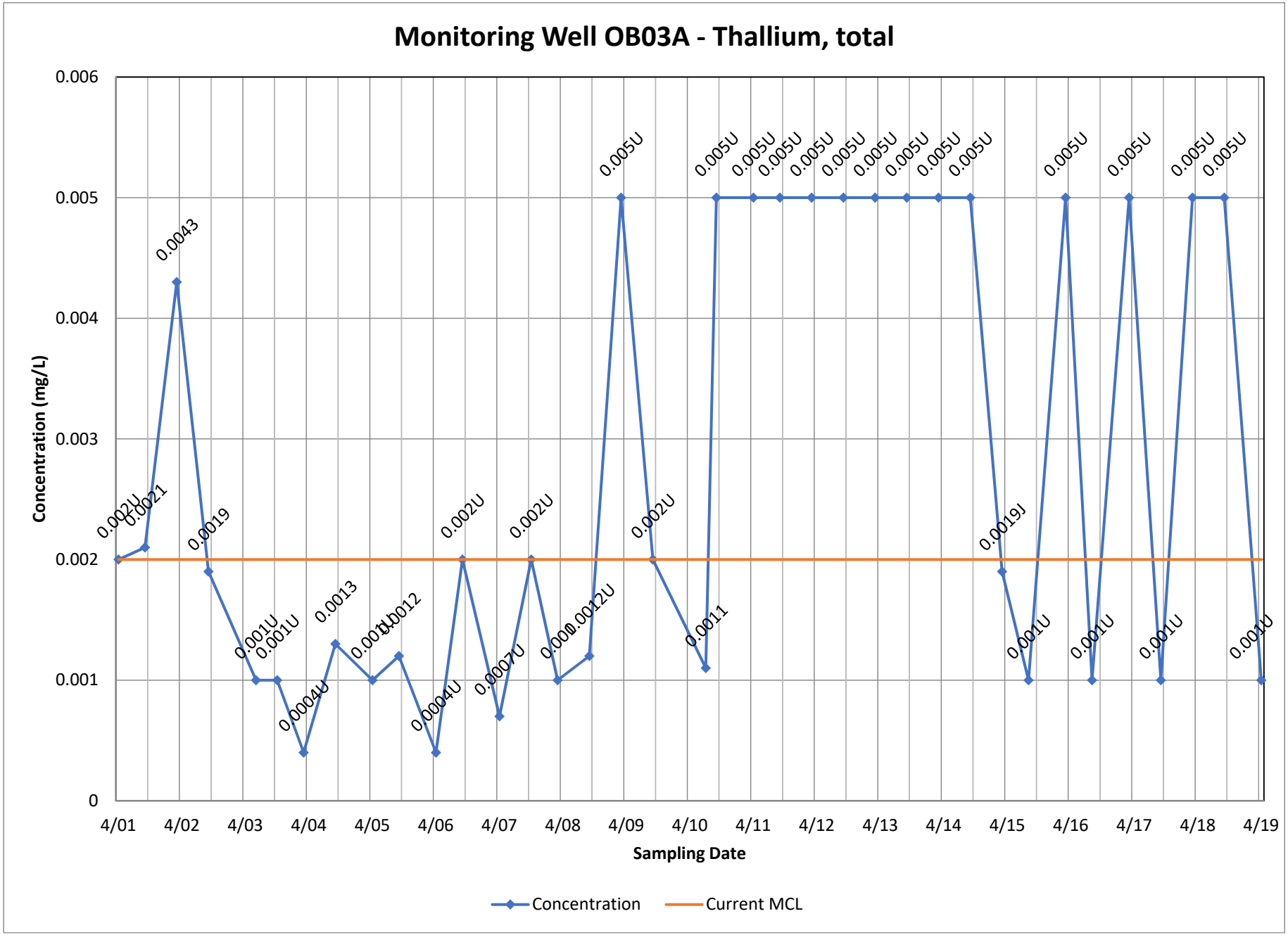
Monitoring Well OB03A - Thallium, total
Concentration (mg/L)
0.006
0.005
0.004
0.003
0.002
0.001
0
4/01
4/02
4/03
4/04
4/05
4/06
4/07
4/08
4/09
4/10
4/11
4/12
4/13
4/14
4/15
4/16
4/17
4/18
4/19
Sampling Date
0.002U
0.0021
0.0043
0.0019
0.001U
0.001U
0.0004U
0.0013
0.001U
0.0012
0.0004U
0.002U
0.0007U
0.002U
0.0012U
0.005U
0.002U
0.0011
0.005U
0.005U
0.005U
0.005U
0.005U
0.005U
0.005U
0.005U
0.0019J
0.001U
0.005U
0.001U
0.005U
0.001U
0.005U
0.005U
0.001U
Concentration
Current MCL

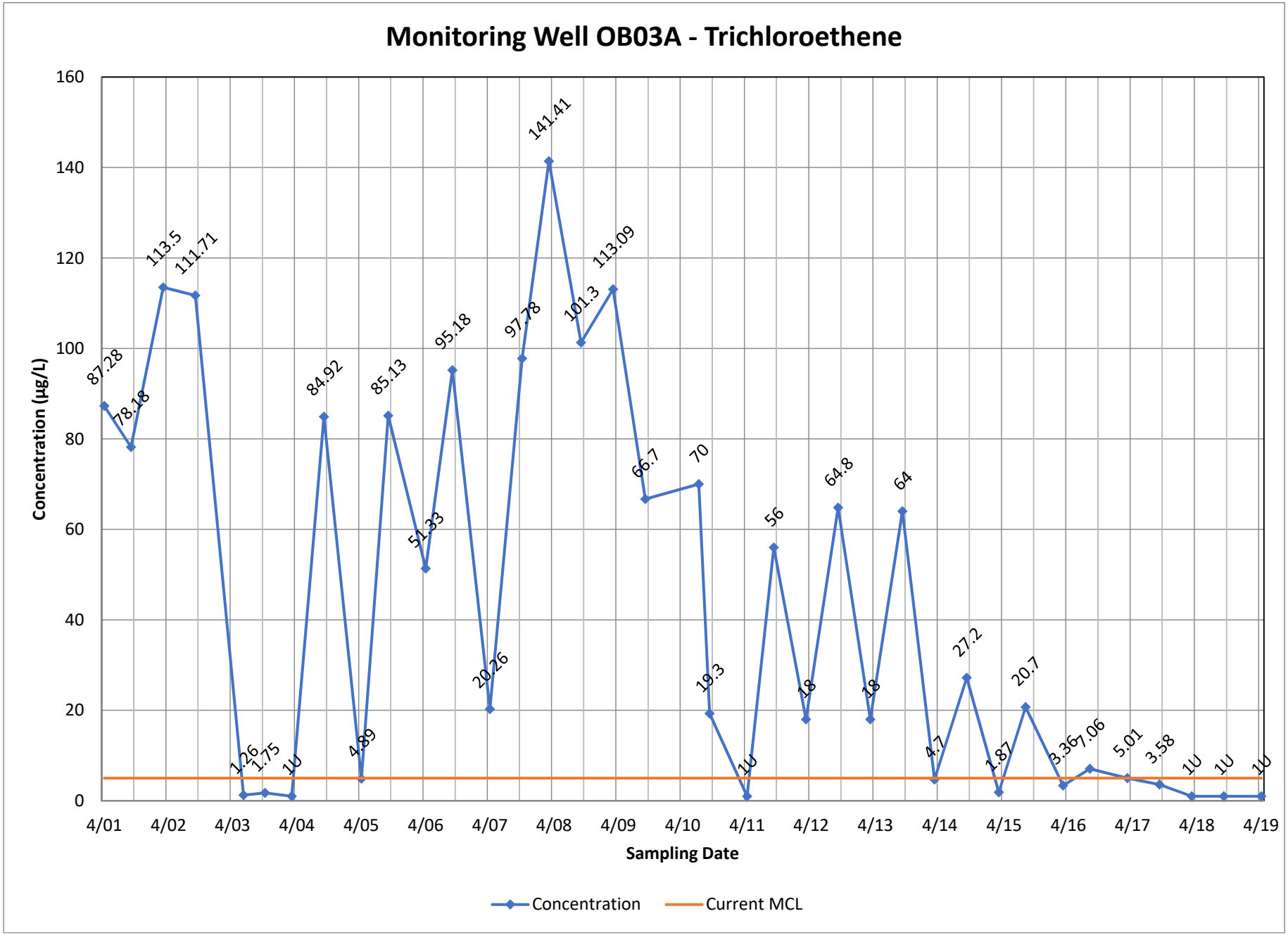
Monitoring Well OB03A - Trichloroethene
Concentration (µg/L)
Sampling Date
160
140
120
100
80
60
40
20
0
4/01
4/02
4/03
4/04
4/05
4/06
4/07
4/08
4/09
4/10
4/11
4/12
4/13
4/14
4/15
4/16
4/17
4/18
4/19
87.28
78.18
113.5
111.71
1.26
1.75
1U
84.92
4.89
85.13
51.33
95.18
20.26
97.78
141.41
101.3
113.09
66.7
70
19.3
1U
56
18
64.8
18
64
4.7
27.2
1.87
20.7
3.36
7.06
5.01
3.58
1U
1U
1U
Concentration
Current MCL

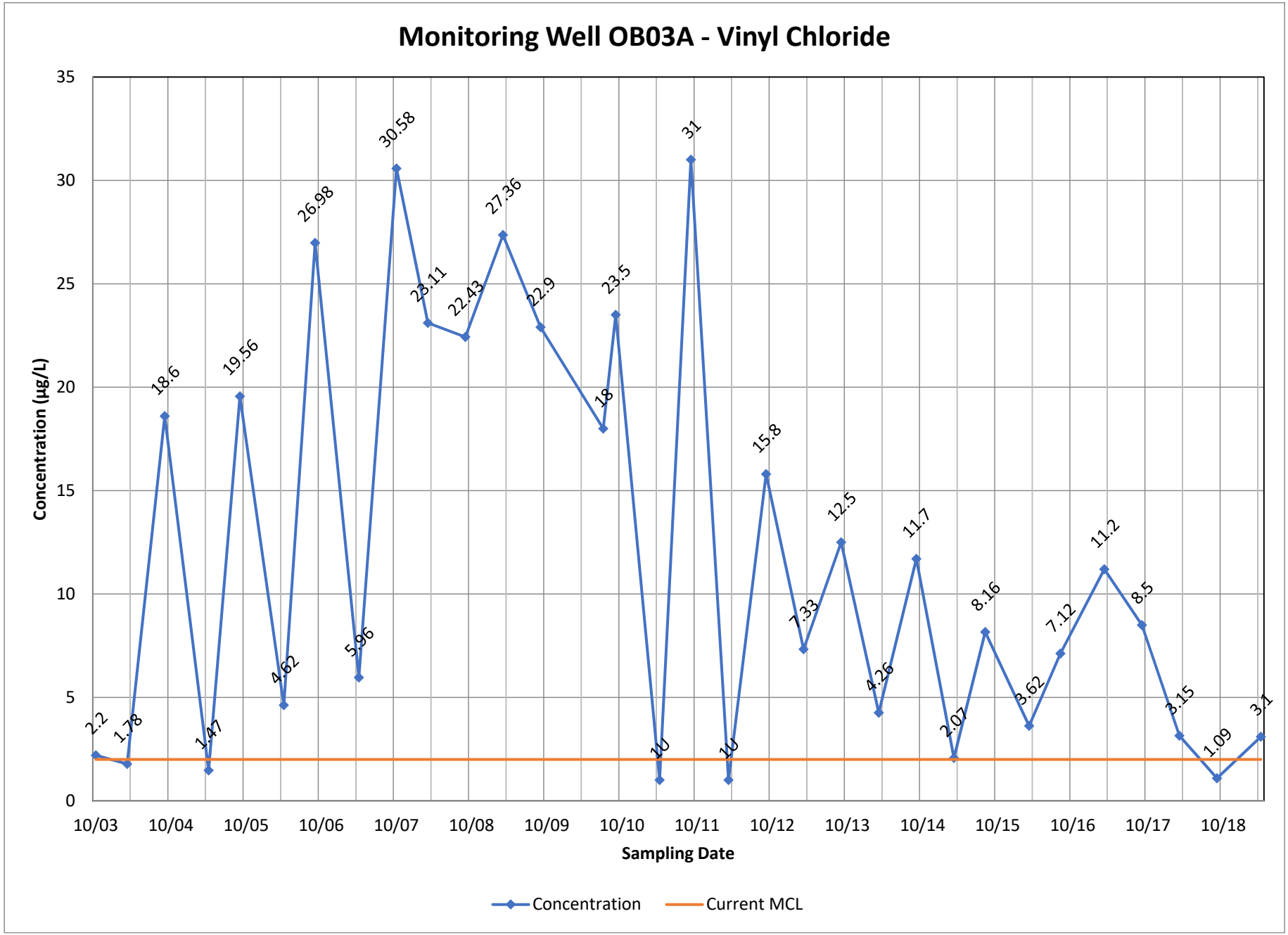
Monitoring Well OB03A - Vinyl Chloride
Concentration (µg/L)
35
30
25
20
15
10
5
0
2.2
1.78
18.6
1.47
19.56
4.62
26.98
5.96
30.58
23.11
22.43
27.36
22.9
18
23.5
1U
31
1U
15.8
7.33
12.5
4.26
11.7
2.07
8.16
3.62
7.12
11.2
8.5
3.15
1.09
3.1
10/03
10/04
10/05
10/06
10/07
10/08
10/09
10/10
10/11
10/12
10/13
10/14
10/15
10/16
10/17
10/18
Sampling Date
Concentration
Current MCL

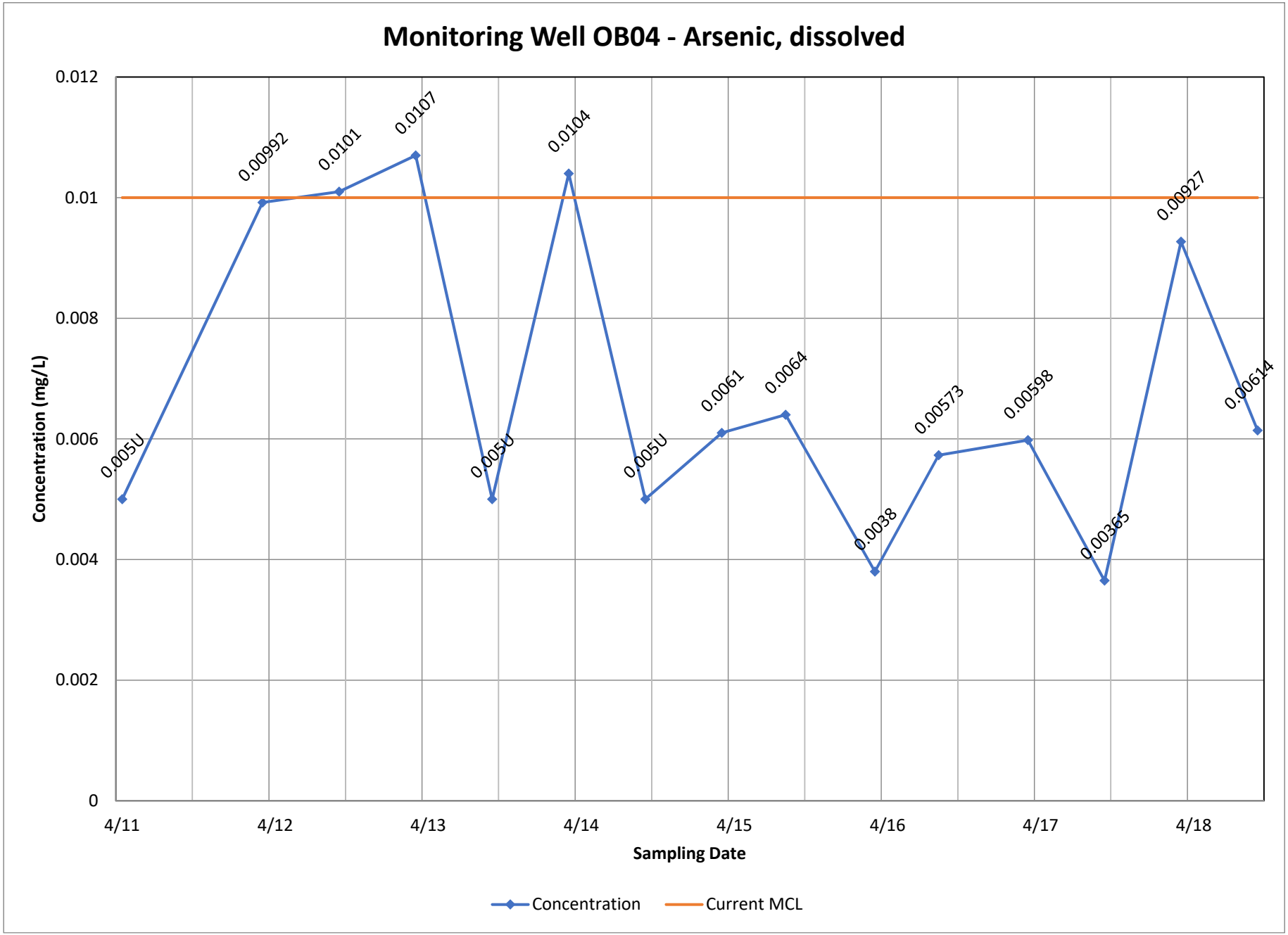
Monitoring Well OB04 - Arsenic, dissolved
0.012
0.01
0.008
0.006
0.004
0.002
0
Concentration (mg/L)
0.005U
0.00992
0.0101
0.0107
0.005U
0.0104
0.005U
0.0061
0.0064
0.0038
0.00573
0.00598
0.00365
0.00927
0.00614
4/11
4/12
4/13
4/14
4/15
4/16
4/17
4/18
Sampling Date
Concentration
Current MCL

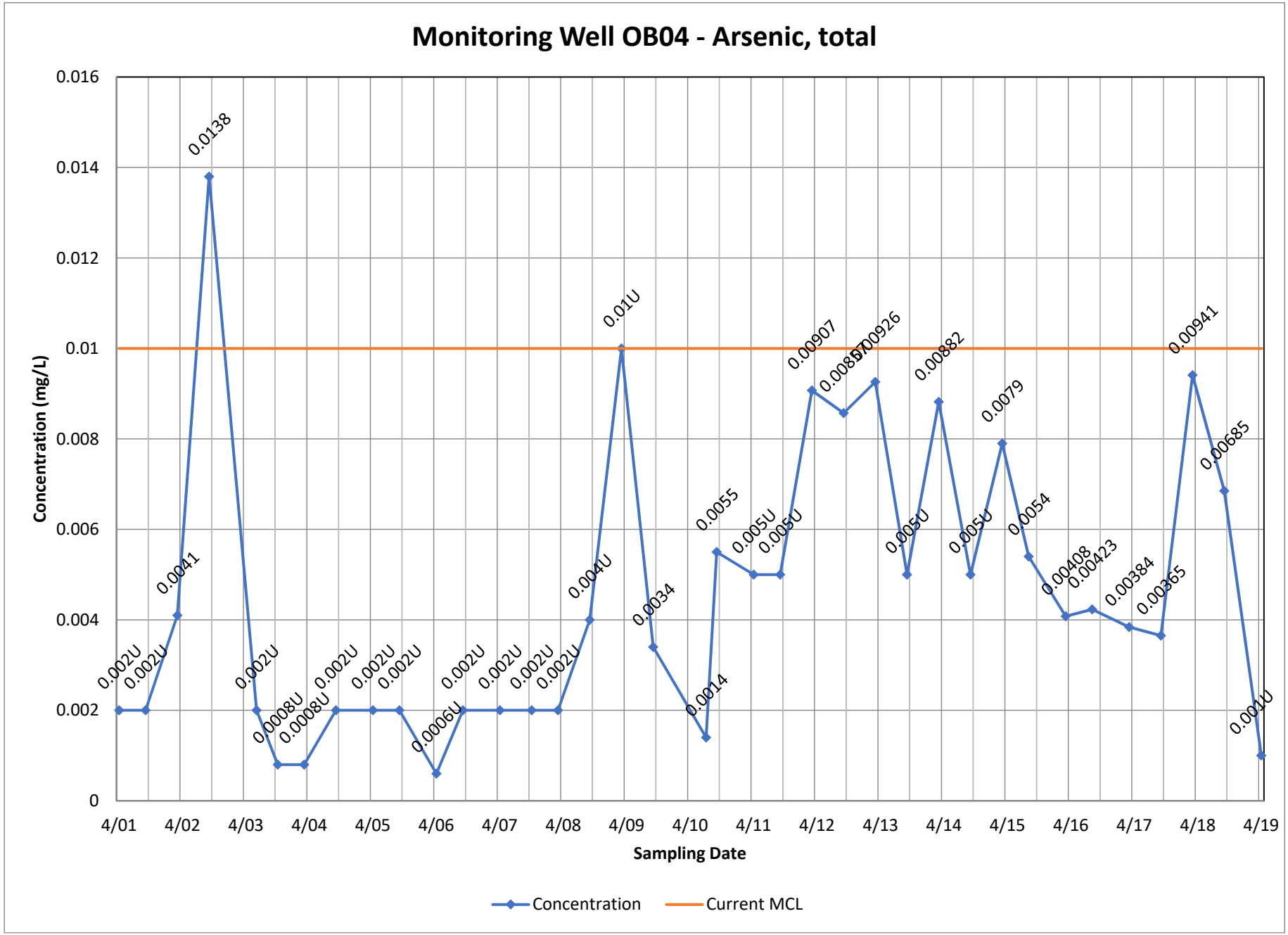
Monitoring Well OB04 - Arsenic, total
Concentration (mg/L)
0.016
0.014
0.012
0.01
0.008
0.006
0.004
0.002
0
4/01
4/02
4/03
4/04
4/05
4/06
4/07
4/08
4/09
4/10
4/11
4/12
4/13
4/14
4/15
4/16
4/17
4/18
4/19
Sampling Date
0.002U
0.002U
0.0041
0.0138
0.002U
0.0008U
0.0008U
0.002U
0.002U
0.002U
0.0006U
0.002U
0.002U
0.002U
0.002U
0.004U
0.01U
0.0034
0.0014
0.0055
0.005U
0.005U
0.00907
0.00857
0.00926
0.005U
0.00882
0.005U
0.0079
0.0054
0.00408
0.00423
0.00384
0.00365
0.00941
0.00685
0.001U
Concentration
Current MCL

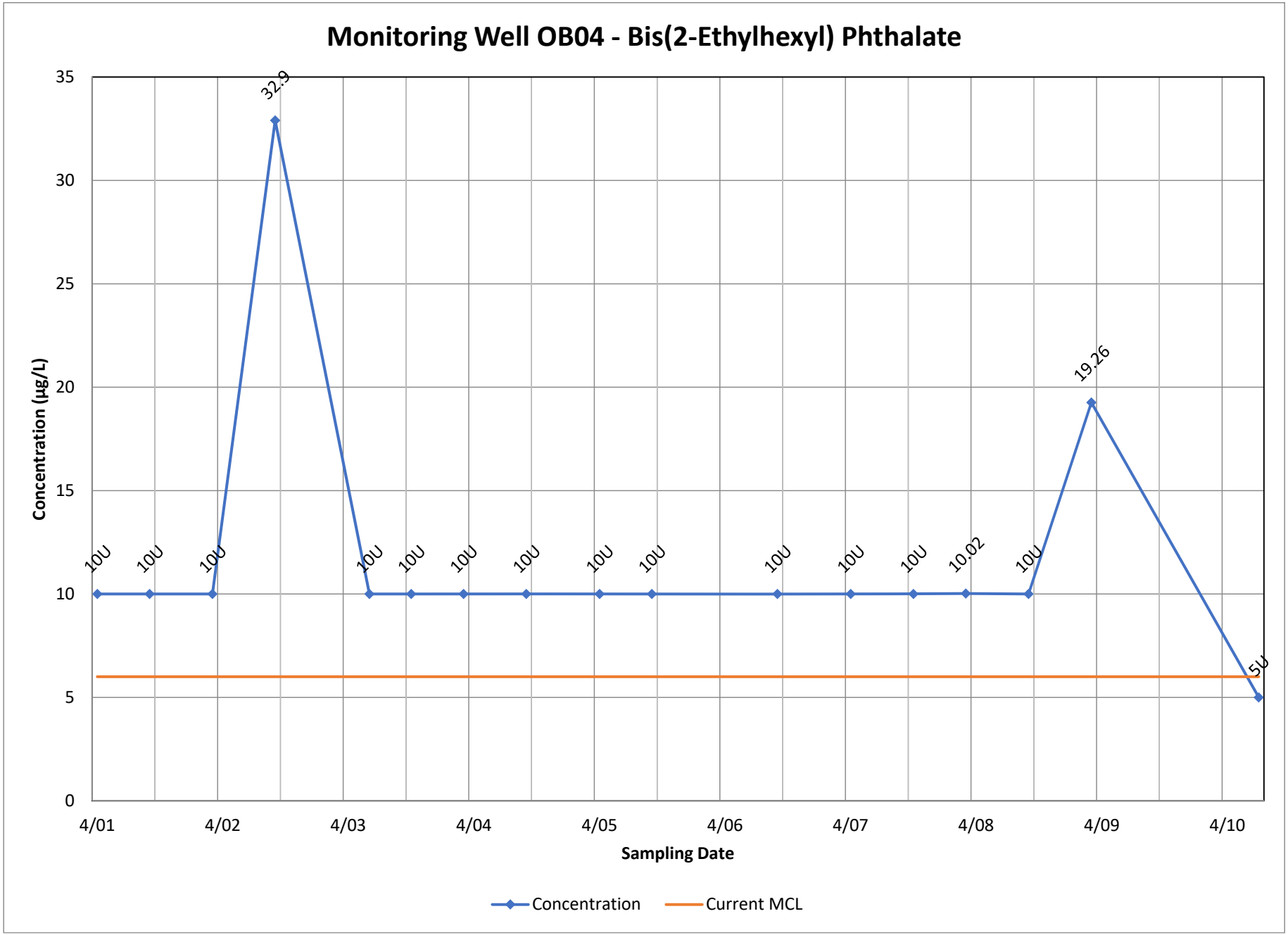
Monitoring Well OB04 - Bis(2-Ethylhexyl) Phthalate
Concentration (µg/L)
35
30
25
20
15
10
5
0
32.9
19.26
10U
10U
10U
10U
10U
10U
10U
10U
10U
10U
10U
10U
10.02
10U
5U
4/01
4/02
4/03
4/04
4/05
4/06
4/07
4/08
4/09
4/10
Sampling Date
Concentration
Current MCL

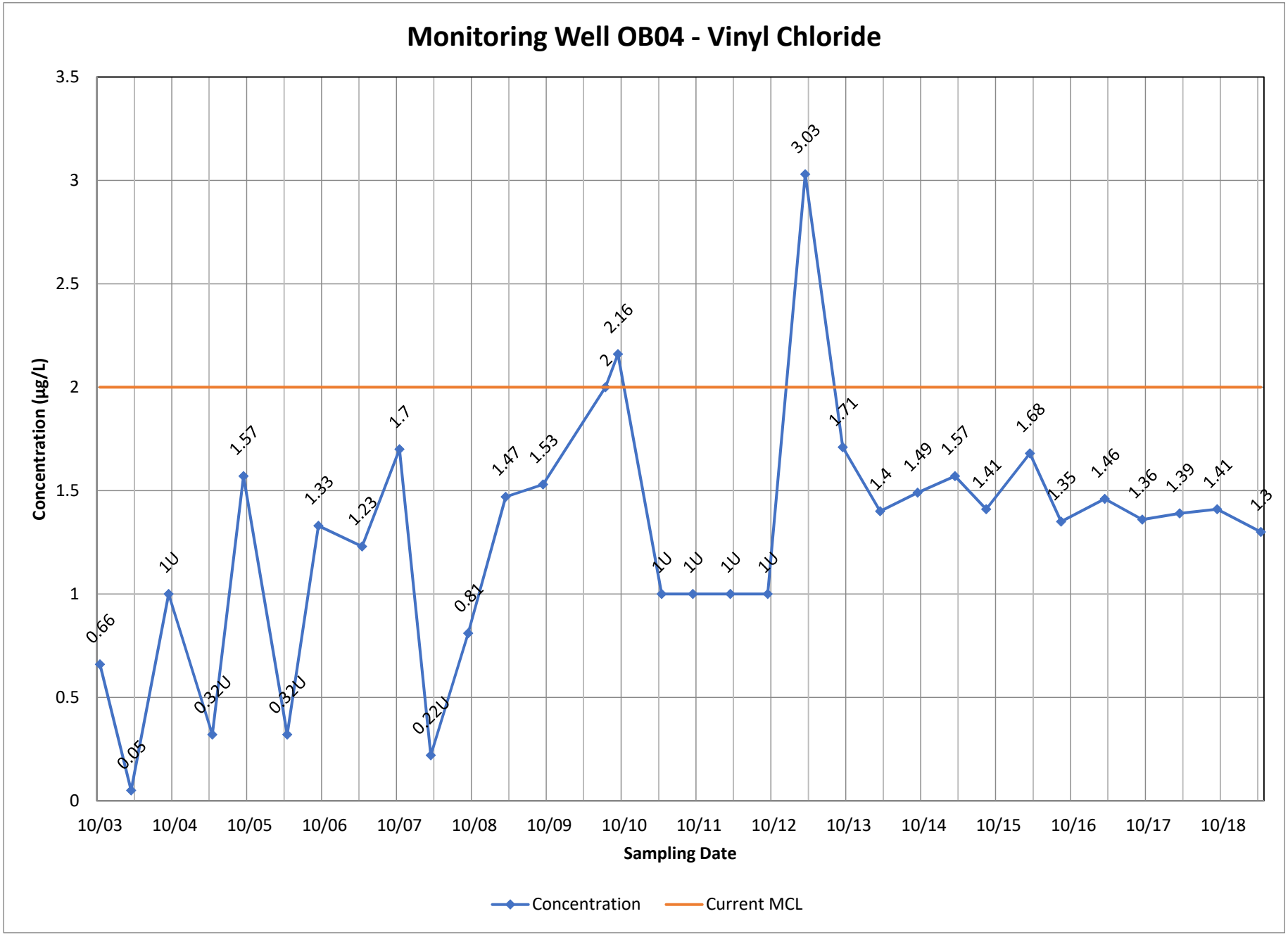
Monitoring Well OB04 - Vinyl Chloride
Concentration (µg/L)
3.5
3
2.5
2
1.5
1
0.5
0
0.66
0.05
1U
0.32U
1.57
0.32U
1.33
1.23
1.7
0.22U
0.81
1.47
1.53
2
2.16
1U
1U
1U
1U
3.03
1.71
1.4
1.49
1.57
1.41
1.68
1.35
1.46
1.36
1.39
1.41
1.3
10/03
10/04
10/05
10/06
10/07
10/08
10/09
10/10
10/11
10/12
10/13
10/14
10/15
10/16
10/17
10/18
Sampling Date
Concentration
Current MCL

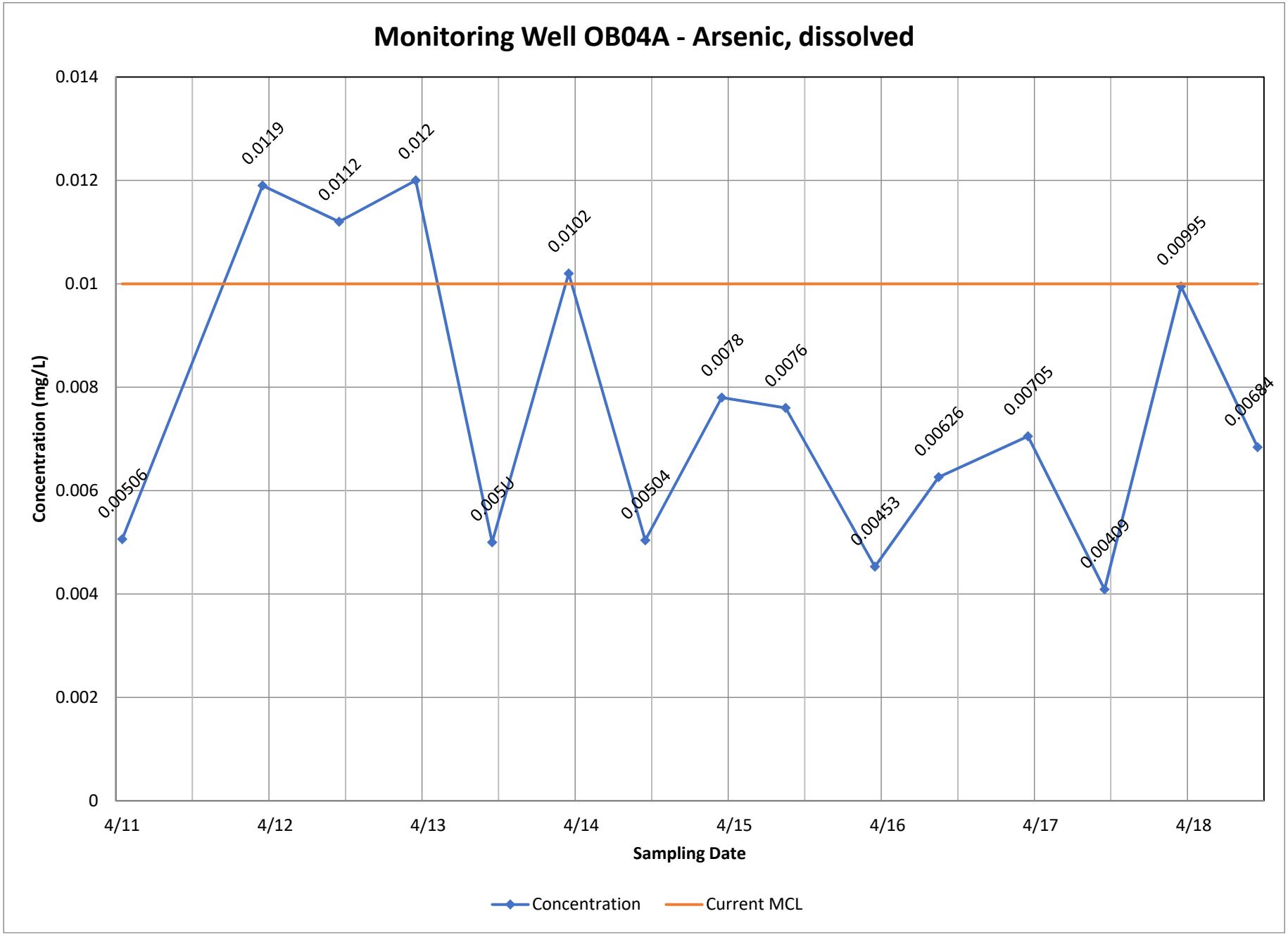
Monitoring Well OB04A - Arsenic, dissolved
0.014
0.012
0.01
0.008
0.006
0.004
0.002
0
Concentration (mg/L)
0.00506
0.0119
0.0112
0.012
0.005U
0.0102
0.00504
0.0078
0.0076
0.00453
0.00626
0.00705
0.00409
0.00995
0.00684
4/11
4/12
4/13
4/14
4/15
4/16
4/17
4/18
Sampling Date
Concentration
Current MCL

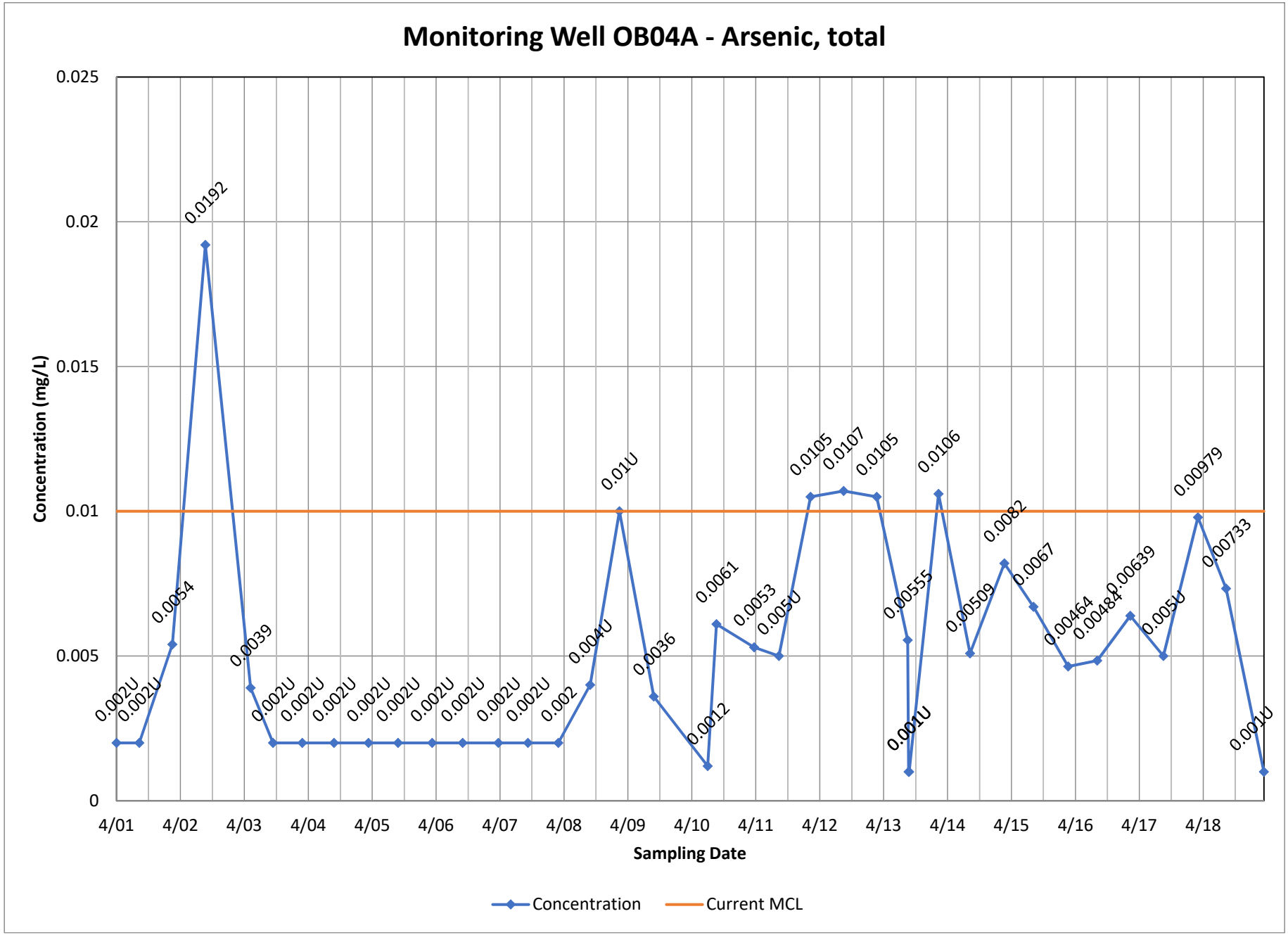
Monitoring Well OB04A - Arsenic, total
Concentration (mg/L)
0.025
0.02
0.015
0.01
0.005
0
0.0192
0.0054
0.002U
0.002U
0.0039
0.002U
0.002U
0.002U
0.002U
0.002U
0.002U
0.002U
0.002U
0.002U
0.002
0.004U
0.01U
0.0036
0.0012
0.0061
0.0053
0.005U
0.0105
0.0107
0.0105
0.00555
0.001U
0.0106
0.00509
0.0082
0.0067
0.00464
0.00484
0.00639
0.005U
0.00979
0.00733
0.001U
4/01
4/02
4/03
4/04
4/05
4/06
4/07
4/08
4/09
4/10
4/11
4/12
4/13
4/14
4/15
4/16
4/17
4/18
Sampling Date
Concentration
Current MCL

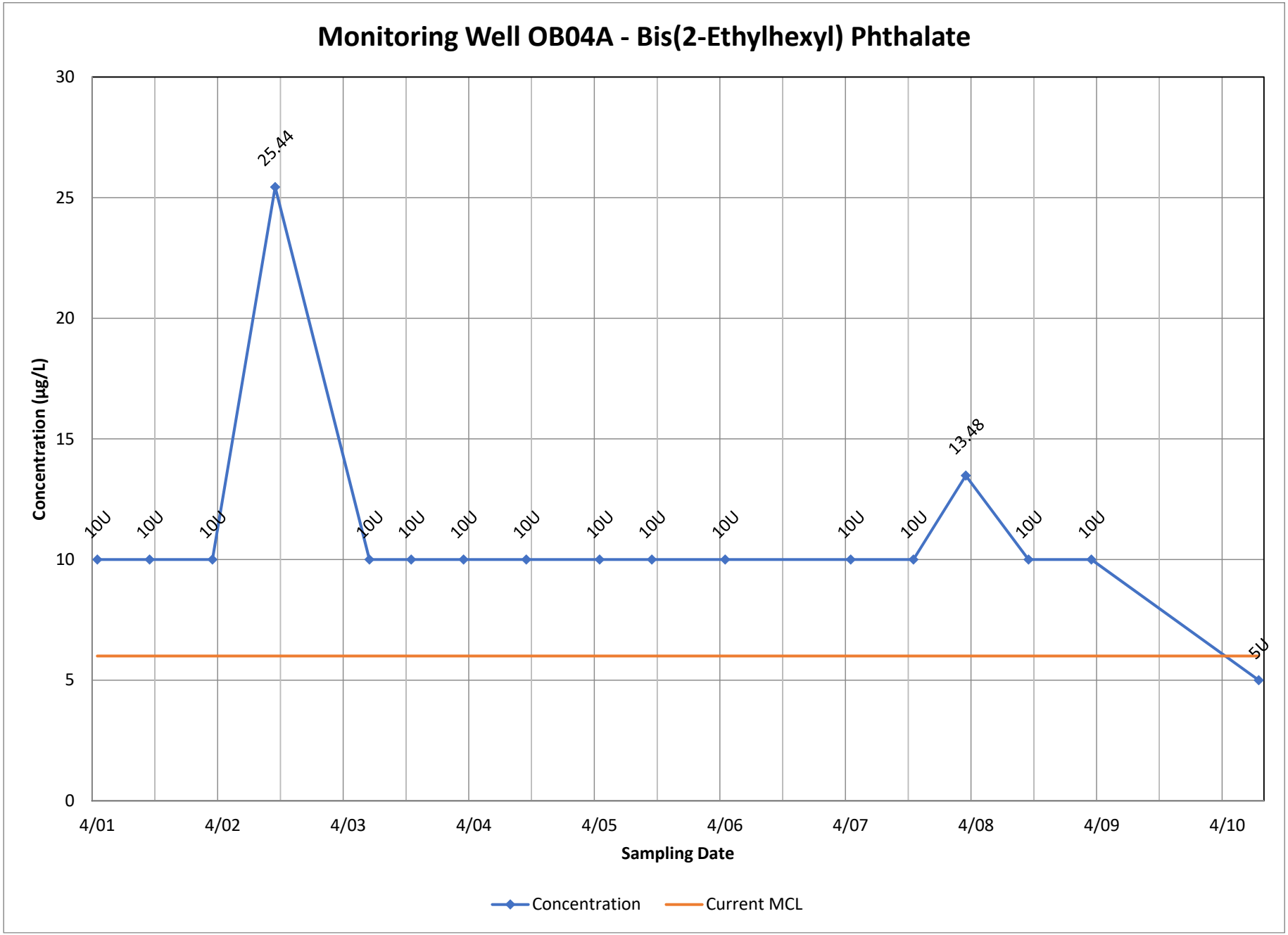
Monitoring Well OB04A - Bis(2-Ethylhexyl) Phthalate
Concentration (µg/L)
30
25
20
15
10
5
0
25.44
13.48
10U
5U
4/01
4/02
4/03
4/04
4/05
4/06
4/07
4/08
4/09
4/10
Sampling Date
Concentration
Current MCL

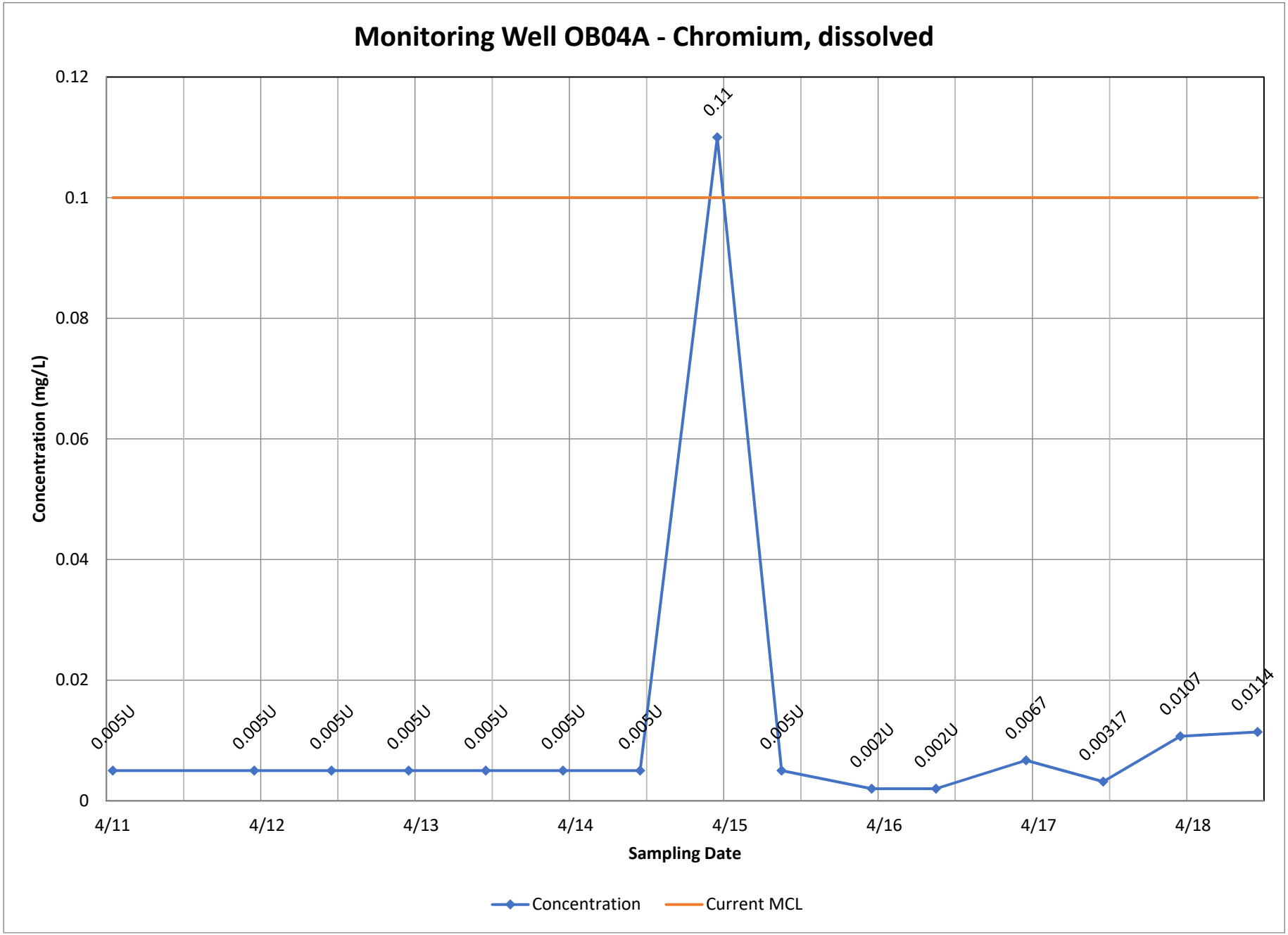
Monitoring Well OB04A - Chromium, dissolved
Concentration (mg/L)
0.12
0.1
0.08
0.06
0.04
0.02
0
0.11
0.005U
0.005U
0.005U
0.005U
0.005U
0.005U
0.005U
0.005U
0.002U
0.002U
0.0067
0.00317
0.0107
0.0114
4/11
4/12
4/13
4/14
4/15
4/16
4/17
4/18
Sampling Date
Concentration
Current MCL

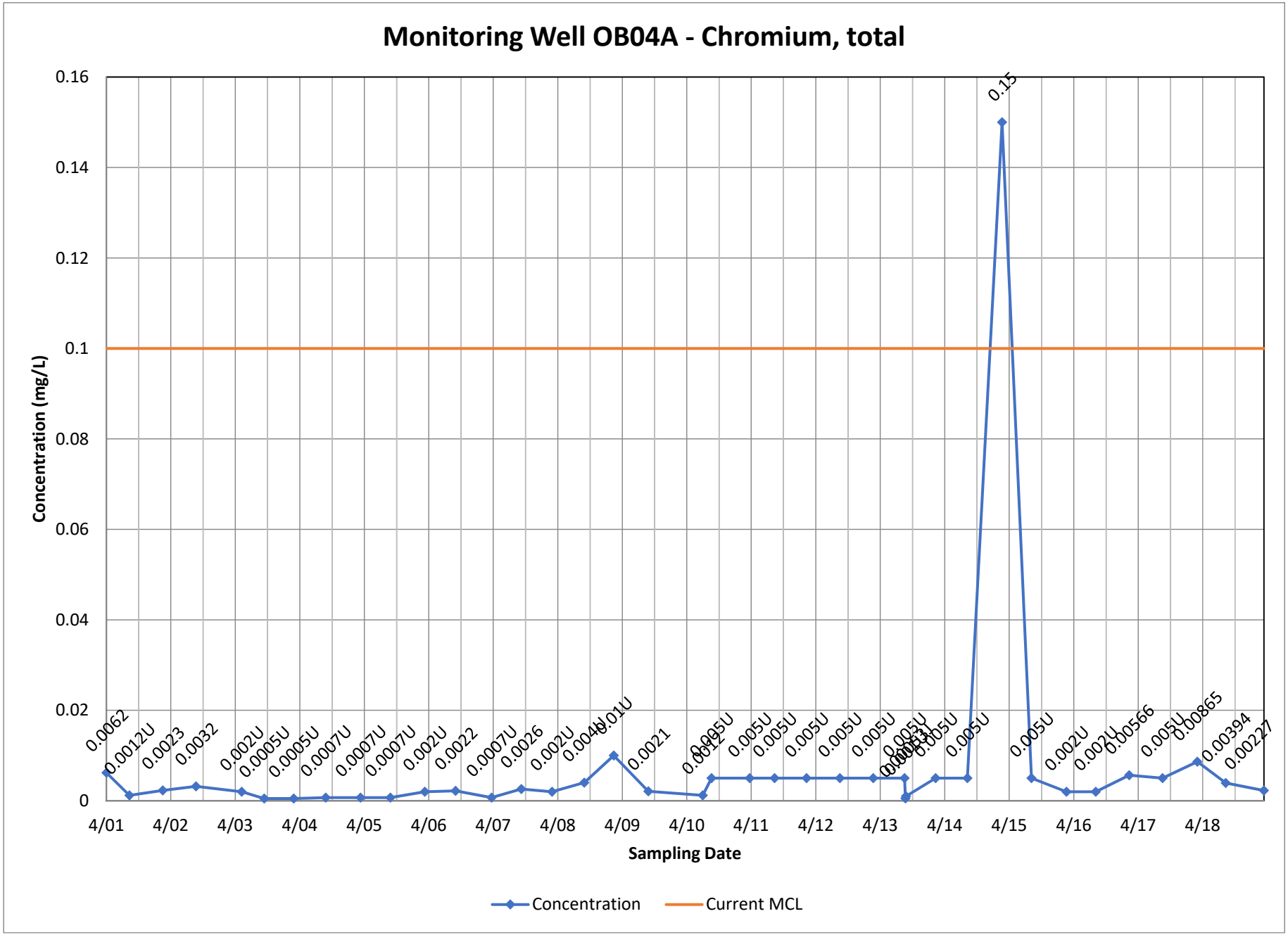
Monitoring Well OB04A - Chromium, total
Concentration (mg/L)
0.16
0.14
0.12
0.1
0.08
0.06
0.04
0.02
0
4/01
4/02
4/03
4/04
4/05
4/06
4/07
4/08
4/09
4/10
4/11
4/12
4/13
4/14
4/15
4/16
4/17
4/18
Sampling Date
0.0062
0.0012U
0.0023
0.0032
0.002U
0.0005U
0.0005U
0.0007U
0.0007U
0.0007U
0.002U
0.0022
0.0007U
0.0026
0.002U
0.0040
0.01U
0.0021
0.0012
0.005U
0.005U
0.005U
0.005U
0.005U
0.005U
0.005U
0.005U
0.005U
0.15
0.005U
0.002U
0.002U
0.00566
0.005U
0.00865
0.00394
0.00227
Concentration
Current MCL

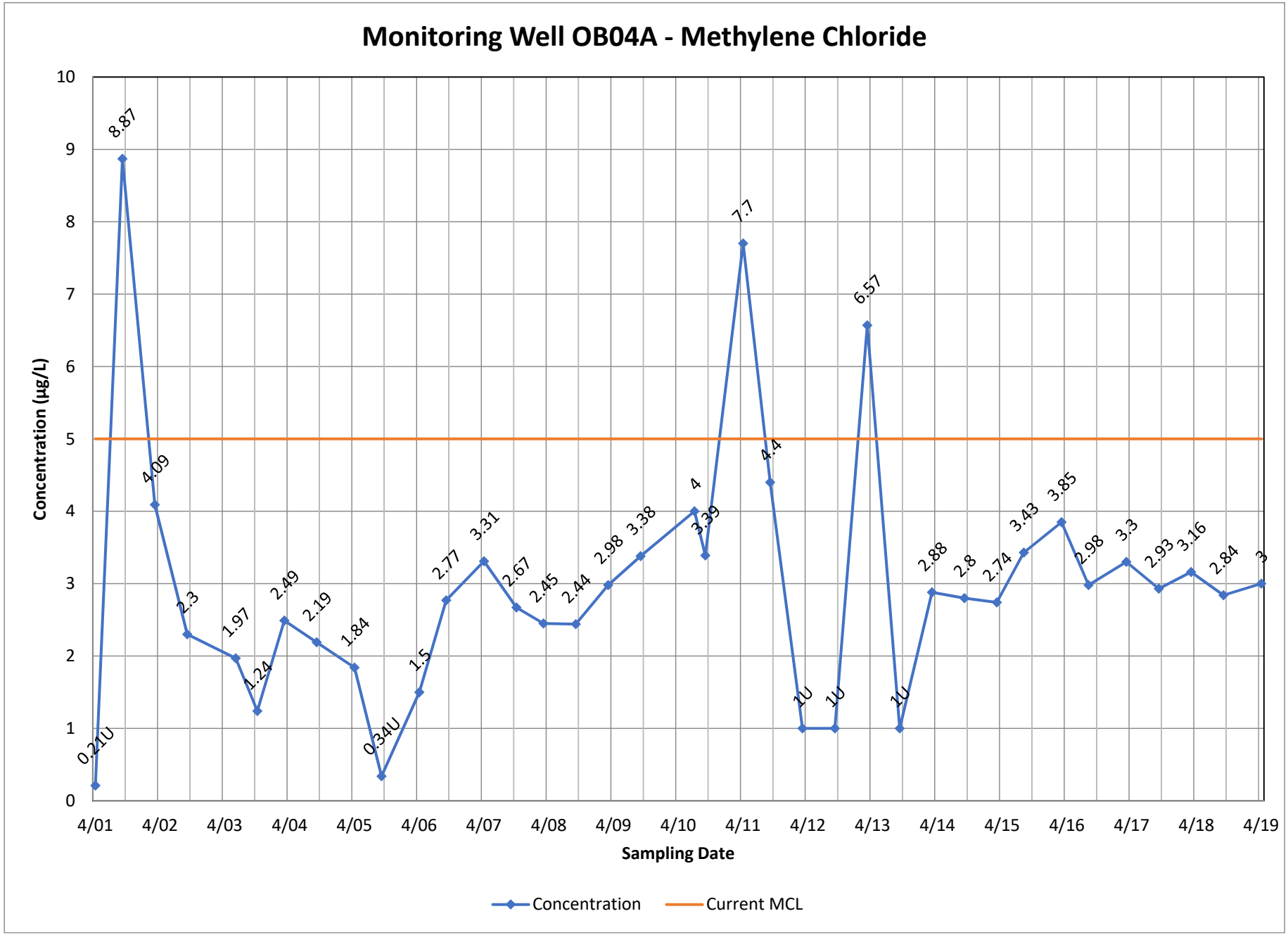
Monitoring Well OB04A - Methylene Chloride
Concentration (µg/L)
Sampling Date
0
1
2
3
4
5
6
7
8
9
10
4/01
4/02
4/03
4/04
4/05
4/06
4/07
4/08
4/09
4/10
4/11
4/12
4/13
4/14
4/15
4/16
4/17
4/18
4/19
0.21U
8.87
4.09
2.3
1.97
1.24
2.49
2.19
1.84
0.34U
1.5
2.77
3.31
2.67
2.45
2.44
2.98
3.38
4
3.39
7.7
4.4
1U
1U
6.57
1U
2.88
2.8
2.74
3.43
3.85
2.98
3.3
2.93
3.16
2.84
3
Concentration
Current MCL

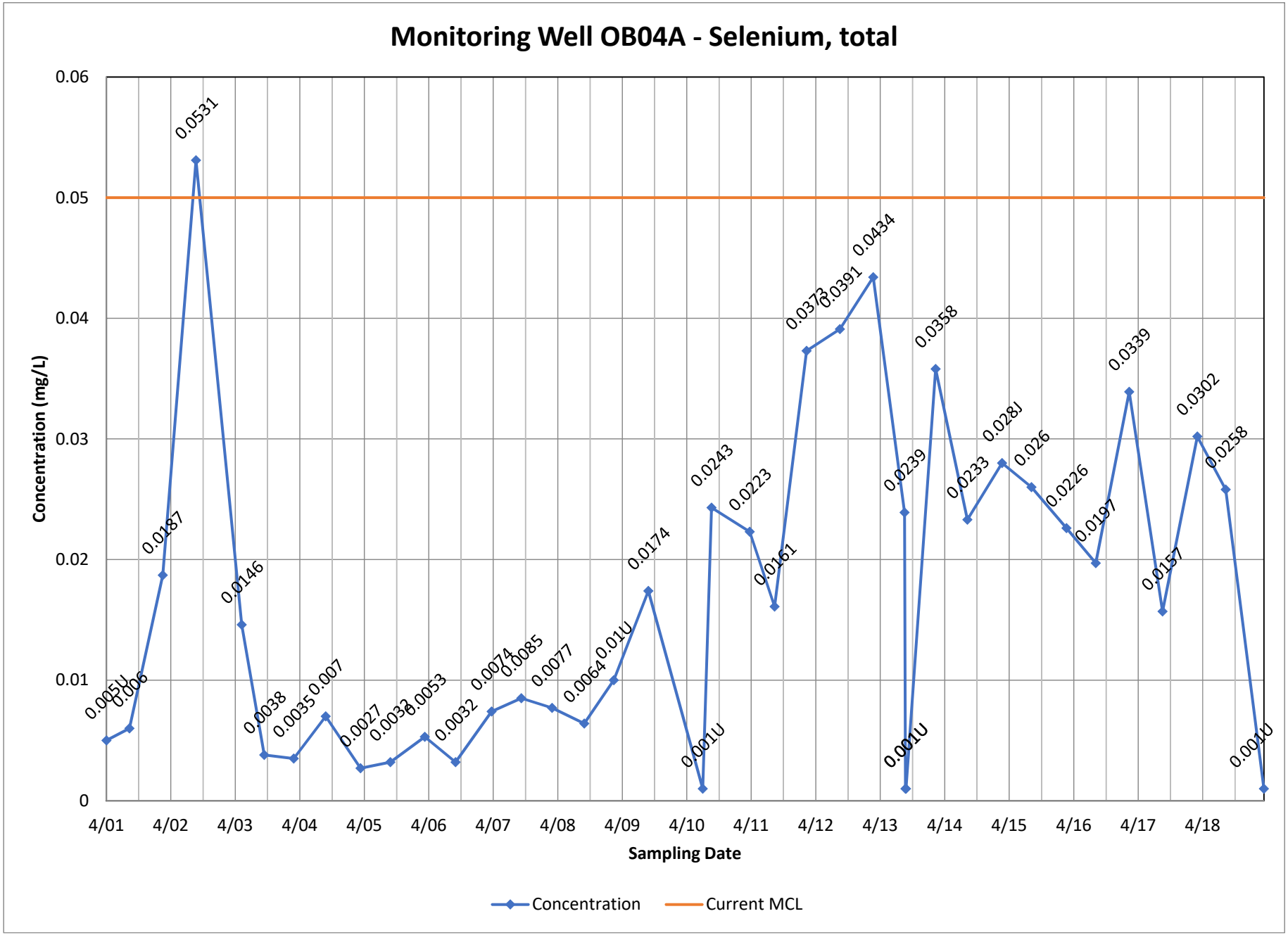
Monitoring Well OB04A - Selenium, total
Concentration (mg/L)
0.06
0.05
0.04
0.03
0.02
0.01
0
0.0531
0.0187
0.0146
0.005U
0.006
0.0038
0.0035
0.007
0.0027
0.0032
0.0053
0.0032
0.0074
0.0085
0.0077
0.0064
0.01U
0.0174
0.001U
0.0243
0.0223
0.0161
0.0373
0.0391
0.0434
0.001U
0.0239
0.0358
0.0233
0.028J
0.026
0.0226
0.0197
0.0339
0.0157
0.0302
0.0258
0.001U
4/01
4/02
4/03
4/04
4/05
4/06
4/07
4/08
4/09
4/10
4/11
4/12
4/13
4/14
4/15
4/16
4/17
4/18
Sampling Date
Concentration
Current MCL

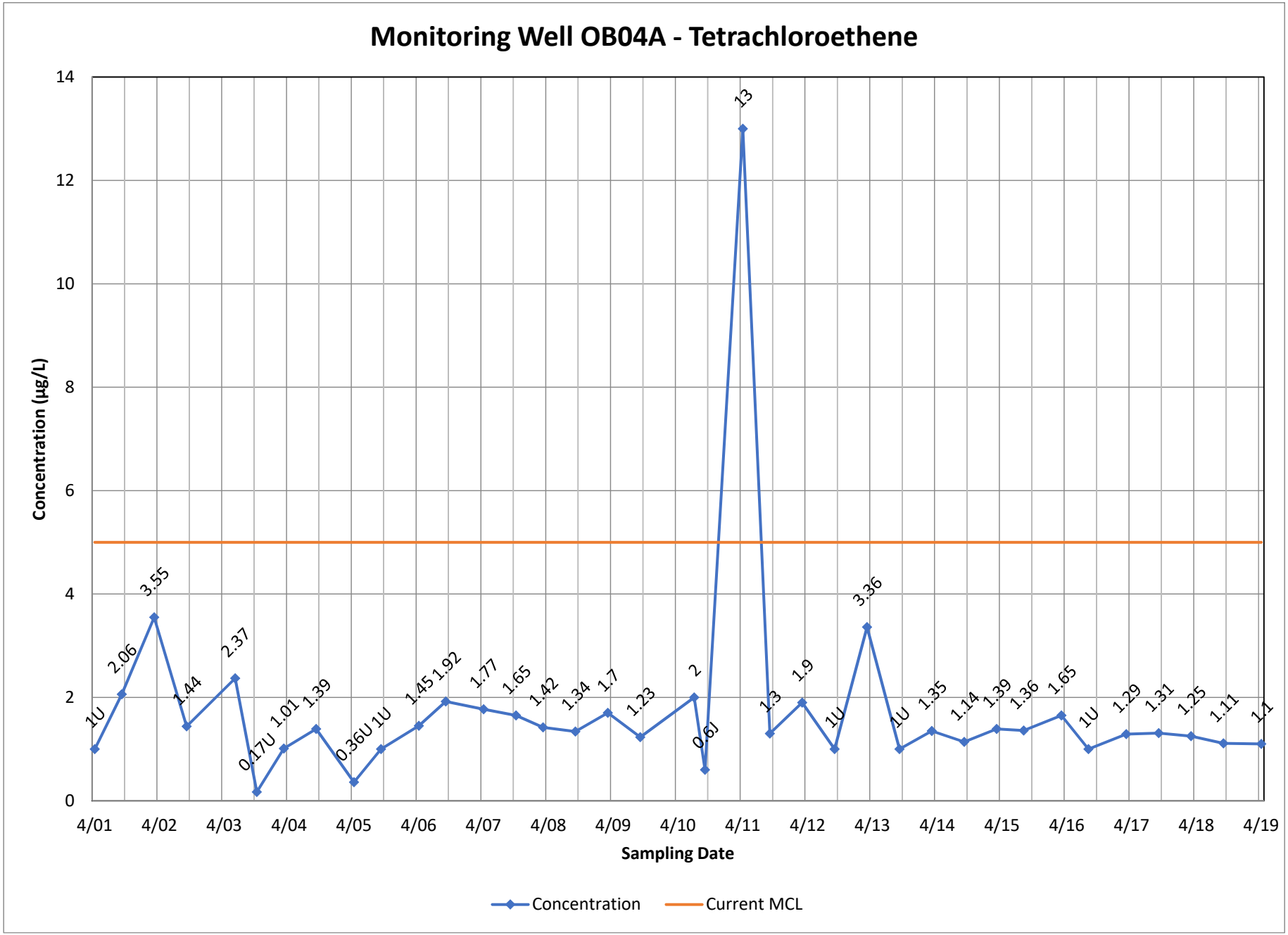
Monitoring Well OB04A - Tetrachloroethene
Concentration (µg/L)
14
12
10
8
6
4
2
0
1U
2.06
3.55
1.44
2.37
0.17U
1.01
1.39
0.36U
1U
1.45
1.92
1.77
1.65
1.42
1.34
1.7
1.23
2
0.6J
13
1.3
1.9
1U
3.36
1U
1.35
1.14
1.39
1.36
1.65
1U
1.29
1.31
1.25
1.11
1.1
4/01
4/02
4/03
4/04
4/05
4/06
4/07
4/08
4/09
4/10
4/11
4/12
4/13
4/14
4/15
4/16
4/17
4/18
4/19
Sampling Date
Concentration
Current MCL

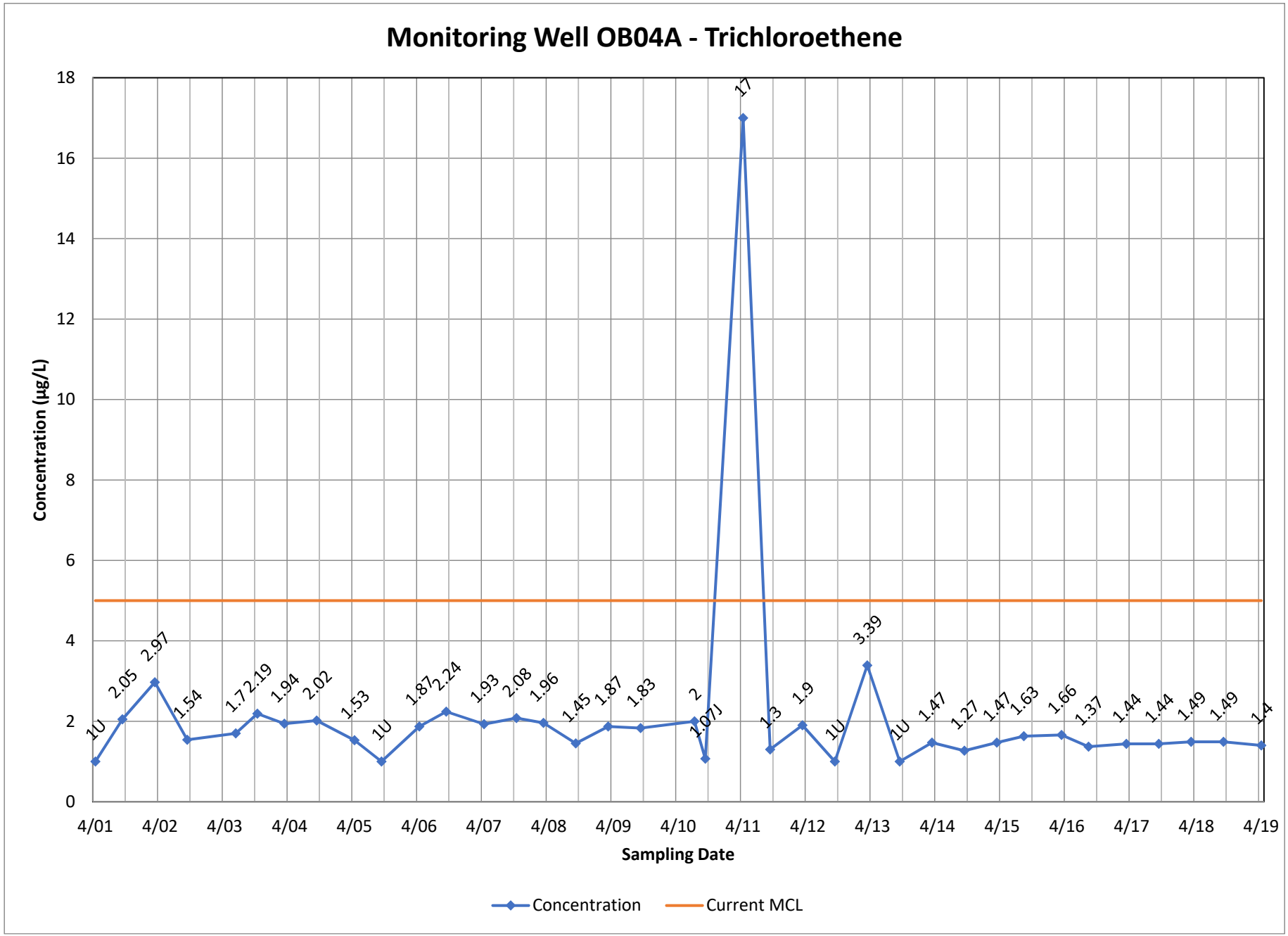
Monitoring Well OB04A - Trichloroethene
Concentration (µg/L)
18
16
14
12
10
8
6
4
2
0
1U
2.05
2.97
1.54
1.7
2.19
1.94
2.02
1.53
1U
1.87
2.24
1.93
2.08
1.96
1.45
1.87
1.83
2
1.07J
17
1.3
1.9
1U
3.39
1U
1.47
1.27
1.47
1.63
1.66
1.37
1.44
1.44
1.49
1.49
1.4
4/01
4/02
4/03
4/04
4/05
4/06
4/07
4/08
4/09
4/10
4/11
4/12
4/13
4/14
4/15
4/16
4/17
4/18
4/19
Sampling Date
Concentration
Current MCL

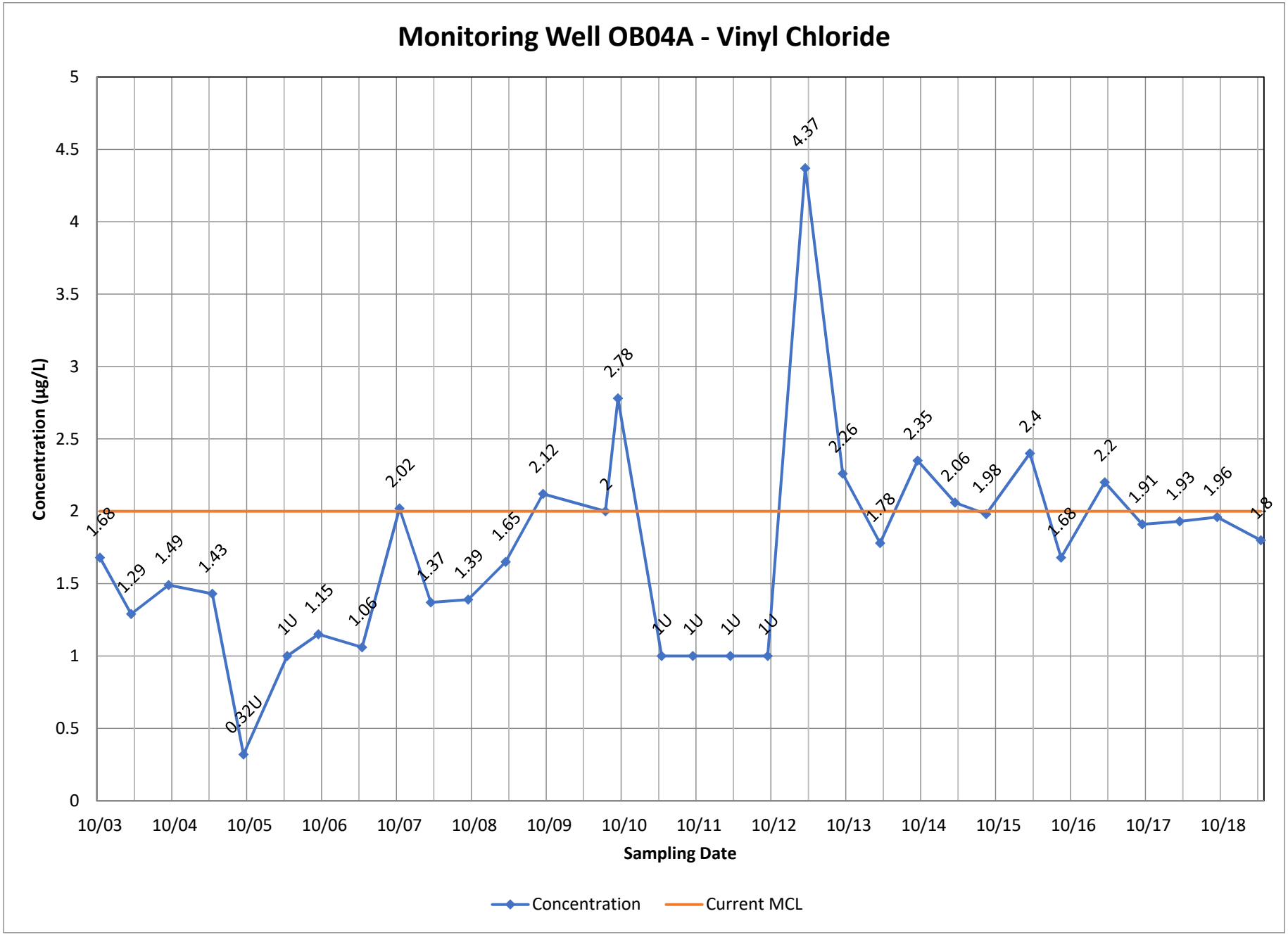
Monitoring Well OB04A - Vinyl Chloride
Concentration (µg/L)
5
4.5
4
3.5
3
2.5
2
1.5
1
0.5
0
1.68
1.29
1.49
1.43
0.32U
1U
1.15
1.06
2.02
1.37
1.39
1.65
2.12
2
2.78
1U
1U
1U
1U
4.37
2.26
1.78
2.35
2.06
1.98
2.4
1.68
2.2
1.91
1.93
1.96
1.8
10/03
10/04
10/05
10/06
10/07
10/08
10/09
10/10
10/11
10/12
10/13
10/14
10/15
10/16
10/17
10/18
Sampling Date
Concentration
Current MCL

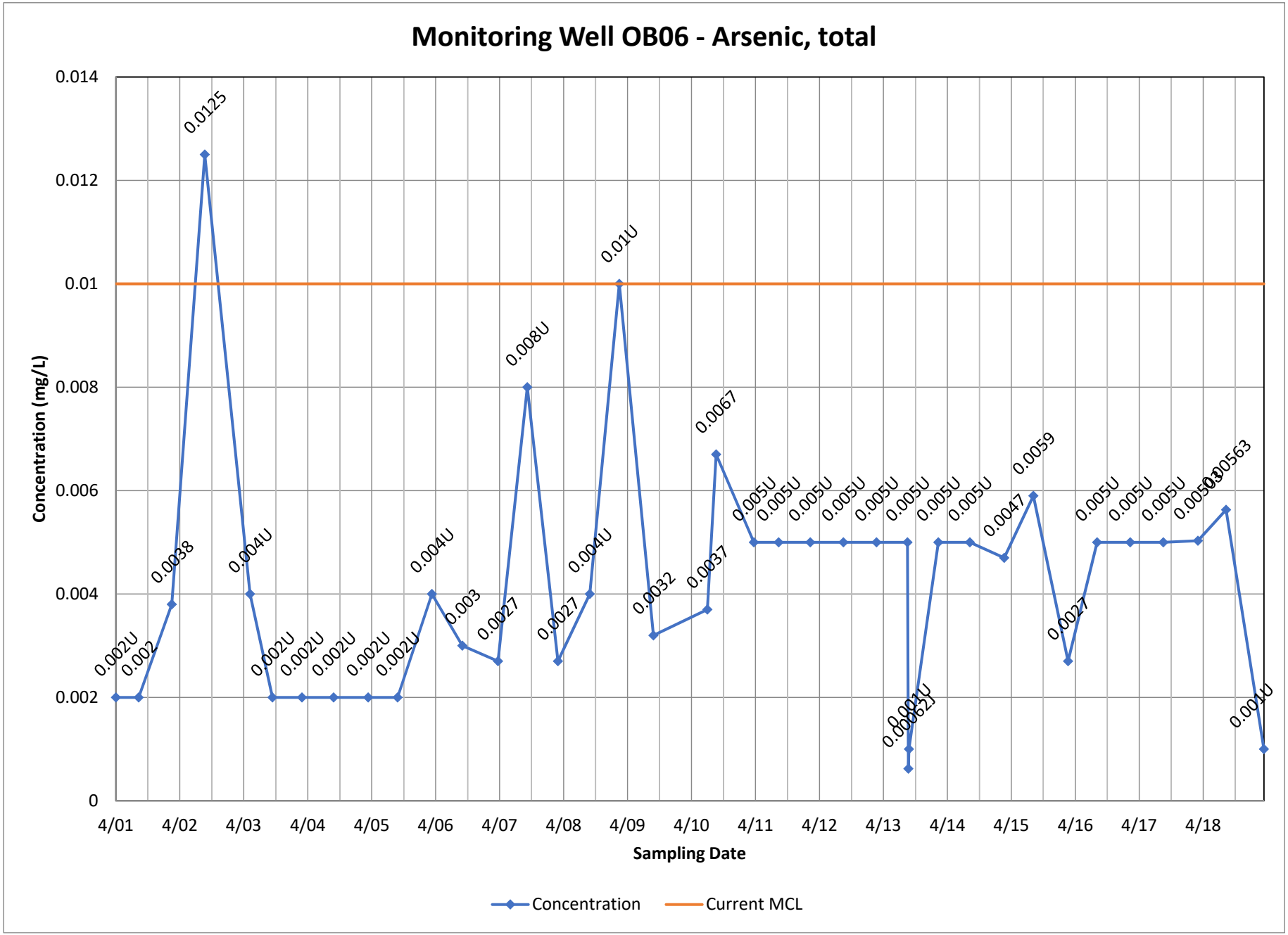
Monitoring Well OB06 - Arsenic, total
Concentration (mg/L)
0.014
0.012
0.01
0.008
0.006
0.004
0.002
0
4/01
4/02
4/03
4/04
4/05
4/06
4/07
4/08
4/09
4/10
4/11
4/12
4/13
4/14
4/15
4/16
4/17
4/18
Sampling Date
0.002U
0.002
0.0038
0.0125
0.004U
0.002U
0.002U
0.002U
0.002U
0.002U
0.004U
0.003
0.0027
0.008U
0.0027
0.004U
0.01U
0.0032
0.0037
0.0067
0.005U
0.005U
0.005U
0.005U
0.005U
0.005U
0.005U
0.005U
0.0047
0.0059
0.0027
0.005U
0.005U
0.005U
0.0050
0.00563
0.001U
0.0021
0.001U
Concentration
Current MCL

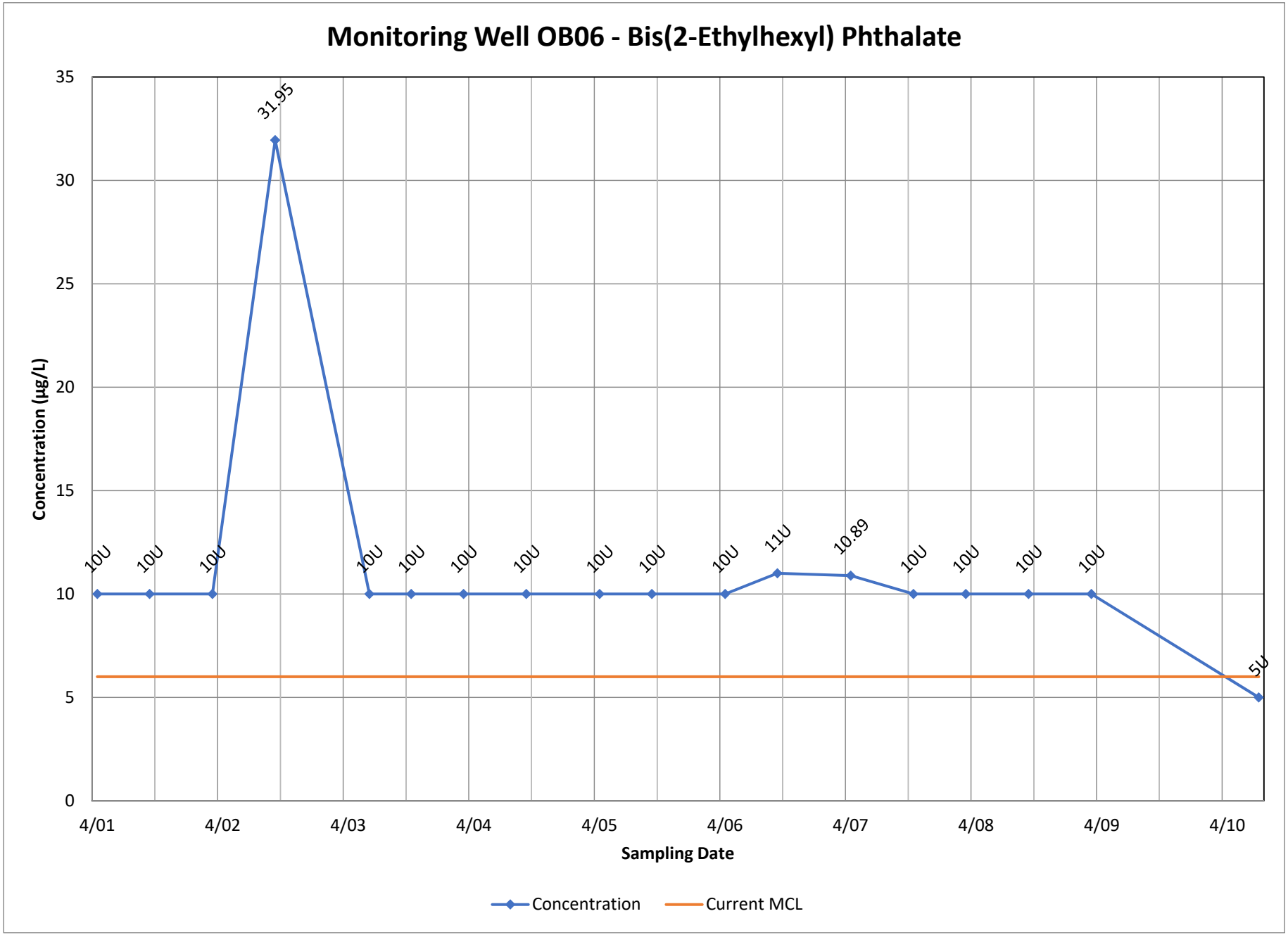
Monitoring Well OB06 - Bis(2-Ethylhexyl) Phthalate
Concentration (µg/L)
35
30
25
20
15
10
5
0
31.95
10U
10U
10U
10U
10U
10U
10U
10U
10U
11U
10.89
10U
10U
10U
10U
5U
4/01
4/02
4/03
4/04
4/05
4/06
4/07
4/08
4/09
4/10
Sampling Date
Concentration
Current MCL

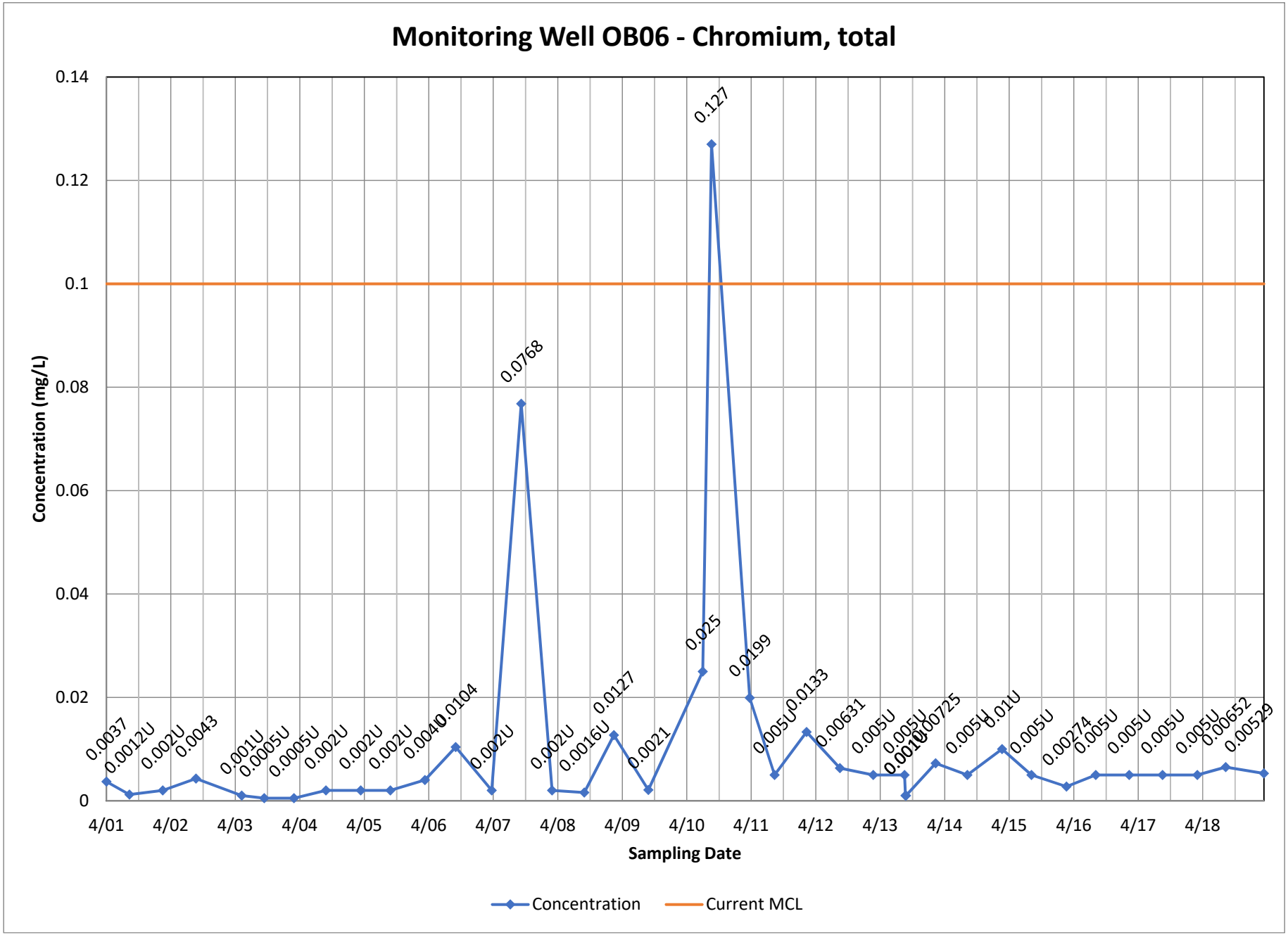
Monitoring Well OB06 - Chromium, total
Concentration (mg/L)
0.14
0.12
0.1
0.08
0.06
0.04
0.02
0
4/01
4/02
4/03
4/04
4/05
4/06
4/07
4/08
4/09
4/10
4/11
4/12
4/13
4/14
4/15
4/16
4/17
4/18
Sampling Date
0.0037
0.0012U
0.002U
0.0043
0.001U
0.0005U
0.0005U
0.002U
0.002U
0.002U
0.0040
0.0104
0.002U
0.0768
0.002U
0.0016U
0.0127
0.0021
0.127
0.025
0.0199
0.005U
0.0133
0.00631
0.005U
0.005U
0.0010
0.00725
0.005U
0.01U
0.005U
0.00274
0.005U
0.005U
0.005U
0.005U
0.00652
0.00529
Concentration
Current MCL

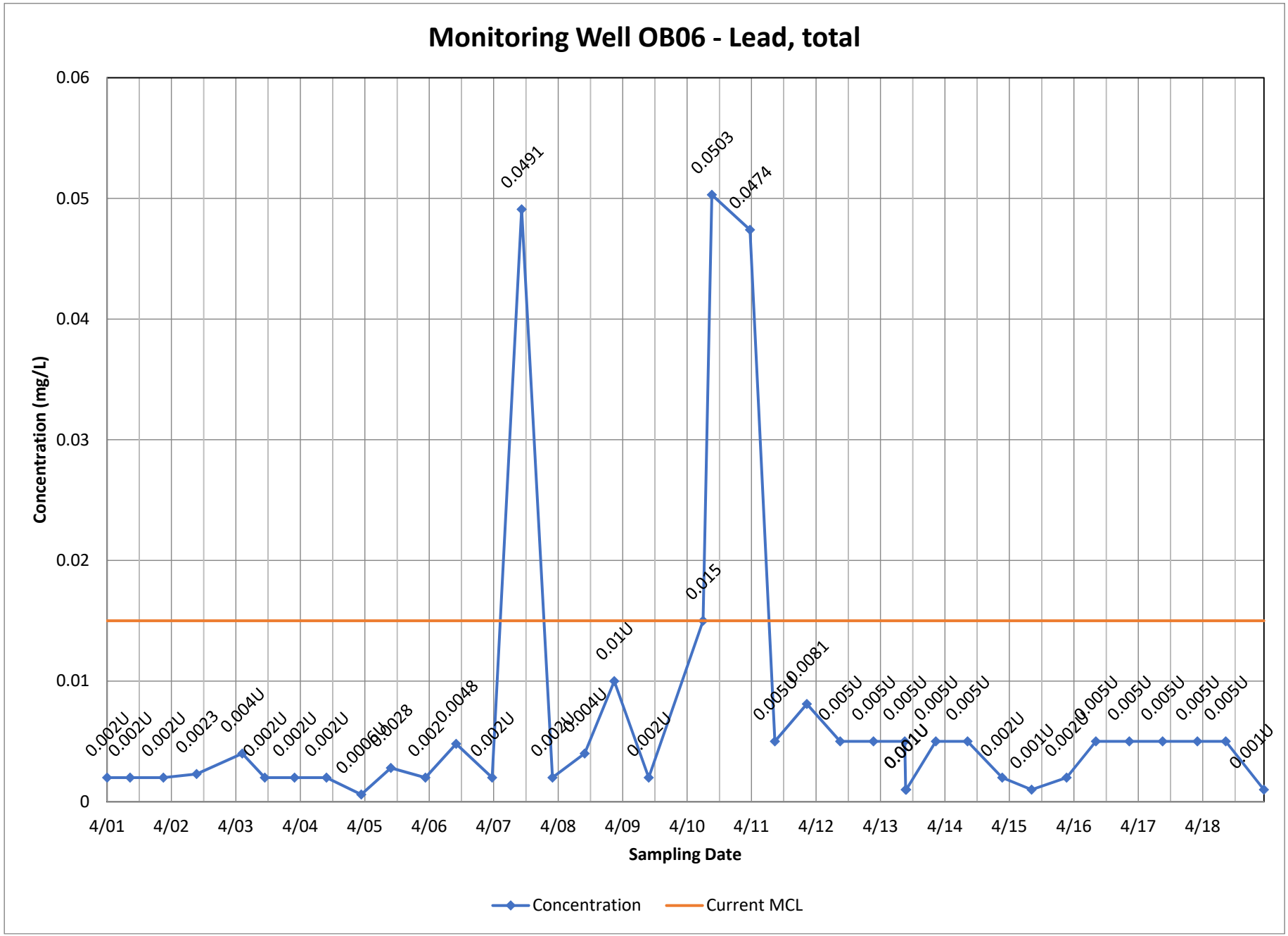
Monitoring Well OB06 - Lead, total
Concentration (mg/L)
0.06
0.05
0.04
0.03
0.02
0.01
0
4/01
4/02
4/03
4/04
4/05
4/06
4/07
4/08
4/09
4/10
4/11
4/12
4/13
4/14
4/15
4/16
4/17
4/18
Sampling Date
0.0491
0.0503
0.0474
0.015
0.01U
0.0081
0.002U
0.0023
0.004U
0.0028
0.0048
0.005U
0.001U
0.0020
Concentration
Current MCL

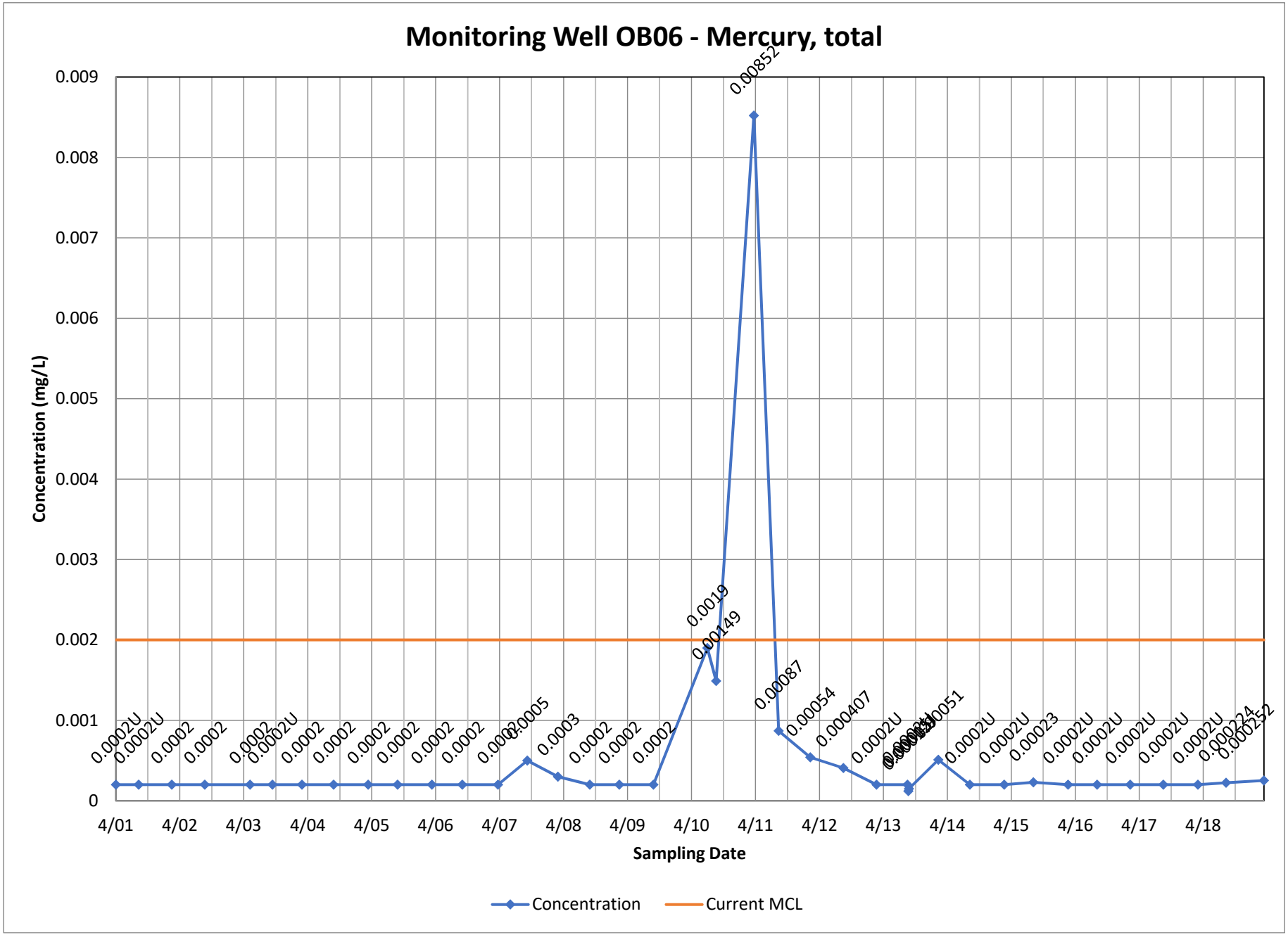
Monitoring Well OB06 - Mercury, total
Concentration (mg/L)
0.009
0.008
0.007
0.006
0.005
0.004
0.003
0.002
0.001
0
4/01
4/02
4/03
4/04
4/05
4/06
4/07
4/08
4/09
4/10
4/11
4/12
4/13
4/14
4/15
4/16
4/17
4/18
Sampling Date
0.00852
0.0019
0.00149
0.00087
0.00054
0.000407
0.0005
0.0003
0.00051
0.00023
0.000224
0.000252
0.0002U
0.0002
Concentration
Current MCL

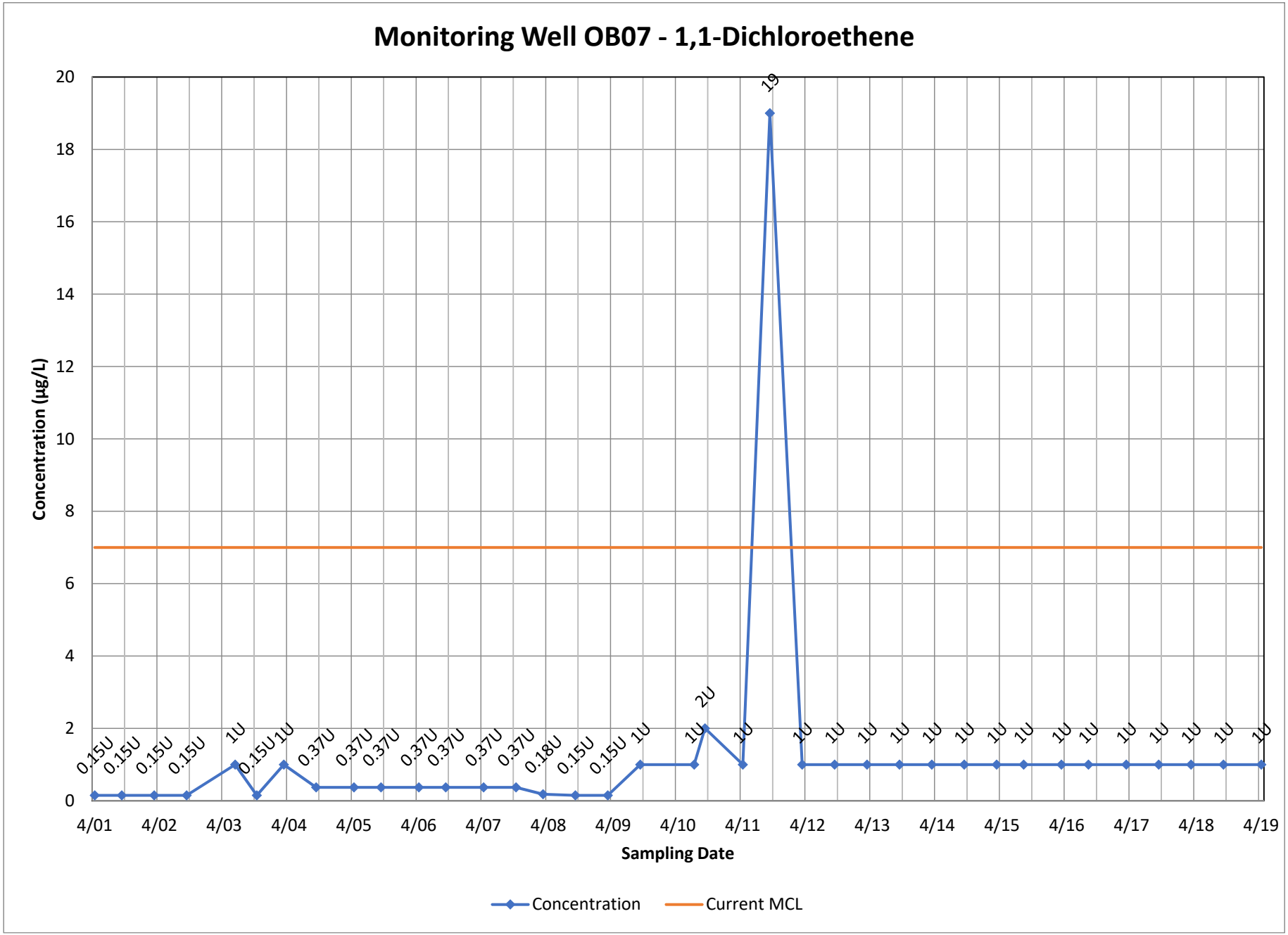
Monitoring Well OB07 - 1,1-Dichloroethene
Concentration (µg/L)
20
18
16
14
12
10
8
6
4
2
0
0.15U
0.15U
0.15U
0.15U
1U
0.15U
1U
0.37U
0.37U
0.37U
0.37U
0.37U
0.37U
0.37U
0.18U
0.15U
0.15U
1U
1U
2U
1U
19
1U
1U
1U
1U
1U
1U
1U
1U
1U
1U
1U
1U
1U
1U
1U
4/01
4/02
4/03
4/04
4/05
4/06
4/07
4/08
4/09
4/10
4/11
4/12
4/13
4/14
4/15
4/16
4/17
4/18
4/19
Sampling Date
Concentration
Current MCL

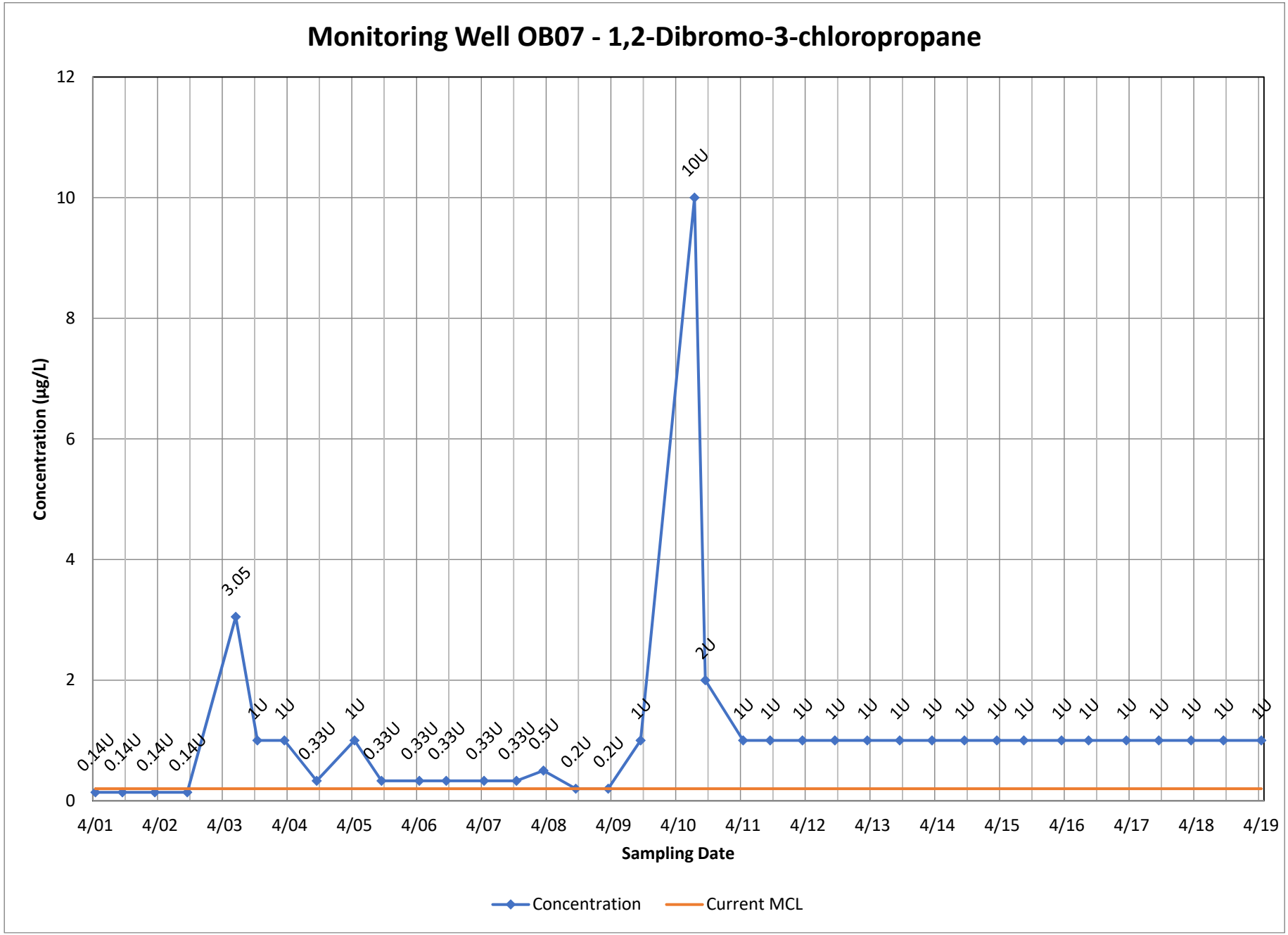
Monitoring Well OB07 - 1,2-Dibromo-3-chloropropane
Concentration (µg/L)
12
10
8
6
4
2
0
0.14U
0.14U
0.14U
0.14U
3.05
1U
1U
0.33U
1U
0.33U
0.33U
0.33U
0.33U
0.33U
0.5U
0.2U
0.2U
1U
10U
2U
1U
1U
1U
1U
1U
1U
1U
1U
1U
1U
1U
1U
1U
1U
1U
1U
1U
4/01
4/02
4/03
4/04
4/05
4/06
4/07
4/08
4/09
4/10
4/11
4/12
4/13
4/14
4/15
4/16
4/17
4/18
4/19
Sampling Date
Concentration
Current MCL

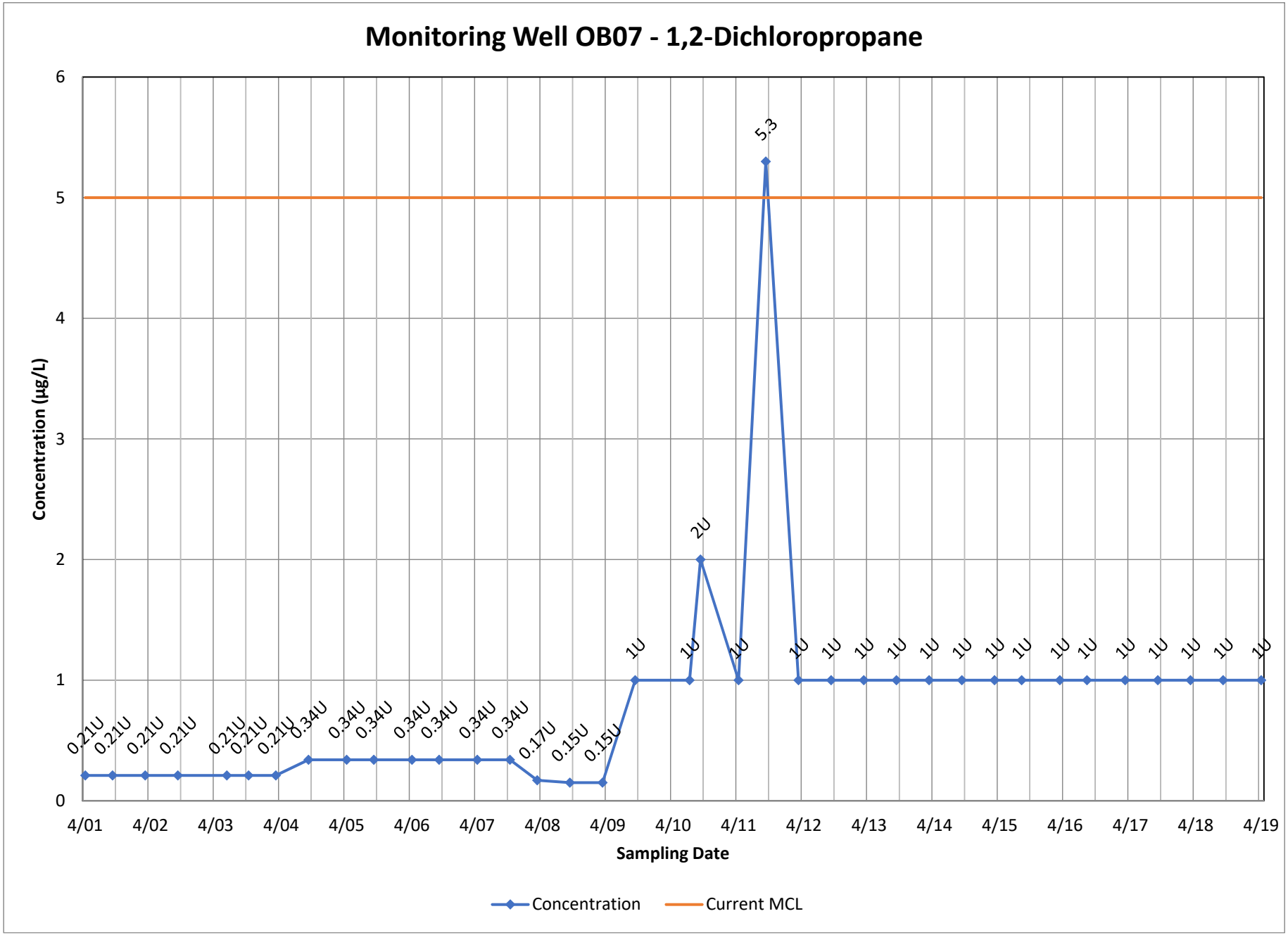
Monitoring Well OB07 - 1,2-Dichloropropane
Concentration (µg/L)
6
5
4
3
2
1
0
0.21U
0.21U
0.21U
0.21U
0.21U
0.21U
0.21U
0.34U
0.34U
0.34U
0.34U
0.34U
0.34U
0.34U
0.17U
0.15U
0.15U
1U
1U
2U
1U
5.3
1U
1U
1U
1U
1U
1U
1U
1U
1U
1U
1U
1U
1U
1U
4/01
4/02
4/03
4/04
4/05
4/06
4/07
4/08
4/09
4/10
4/11
4/12
4/13
4/14
4/15
4/16
4/17
4/18
4/19
Sampling Date
Concentration
Current MCL

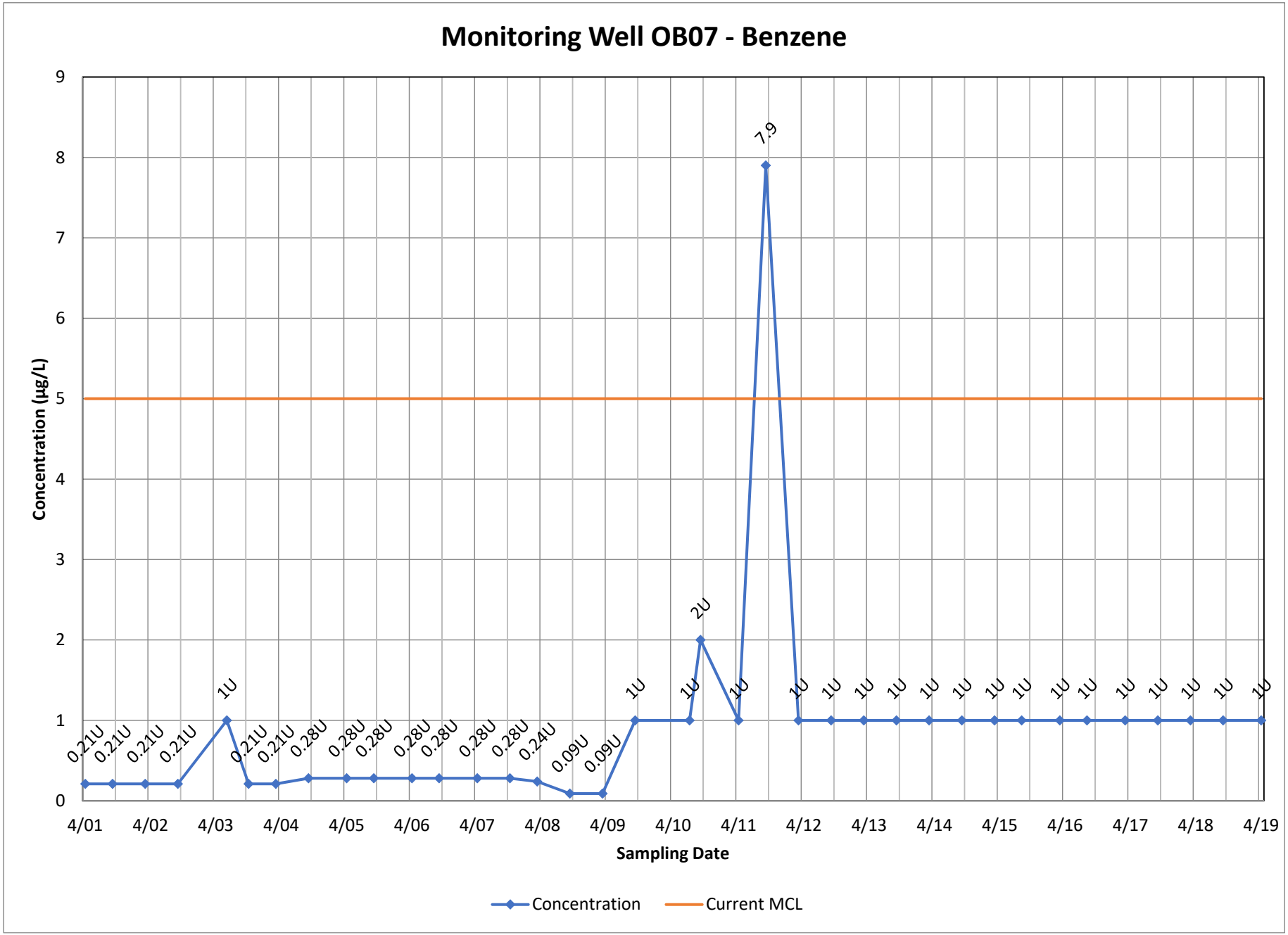
Monitoring Well OB07 - Benzene
Concentration (µg/L)
Sampling Date
0
1
2
3
4
5
6
7
8
9
4/01
4/02
4/03
4/04
4/05
4/06
4/07
4/08
4/09
4/10
4/11
4/12
4/13
4/14
4/15
4/16
4/17
4/18
4/19
0.21U
0.21U
0.21U
0.21U
1U
0.21U
0.21U
0.28U
0.28U
0.28U
0.28U
0.28U
0.28U
0.28U
0.24U
0.09U
0.09U
1U
1U
2U
1U
7.9
1U
1U
1U
1U
1U
1U
1U
1U
1U
1U
1U
1U
1U
1U
Concentration
Current MCL

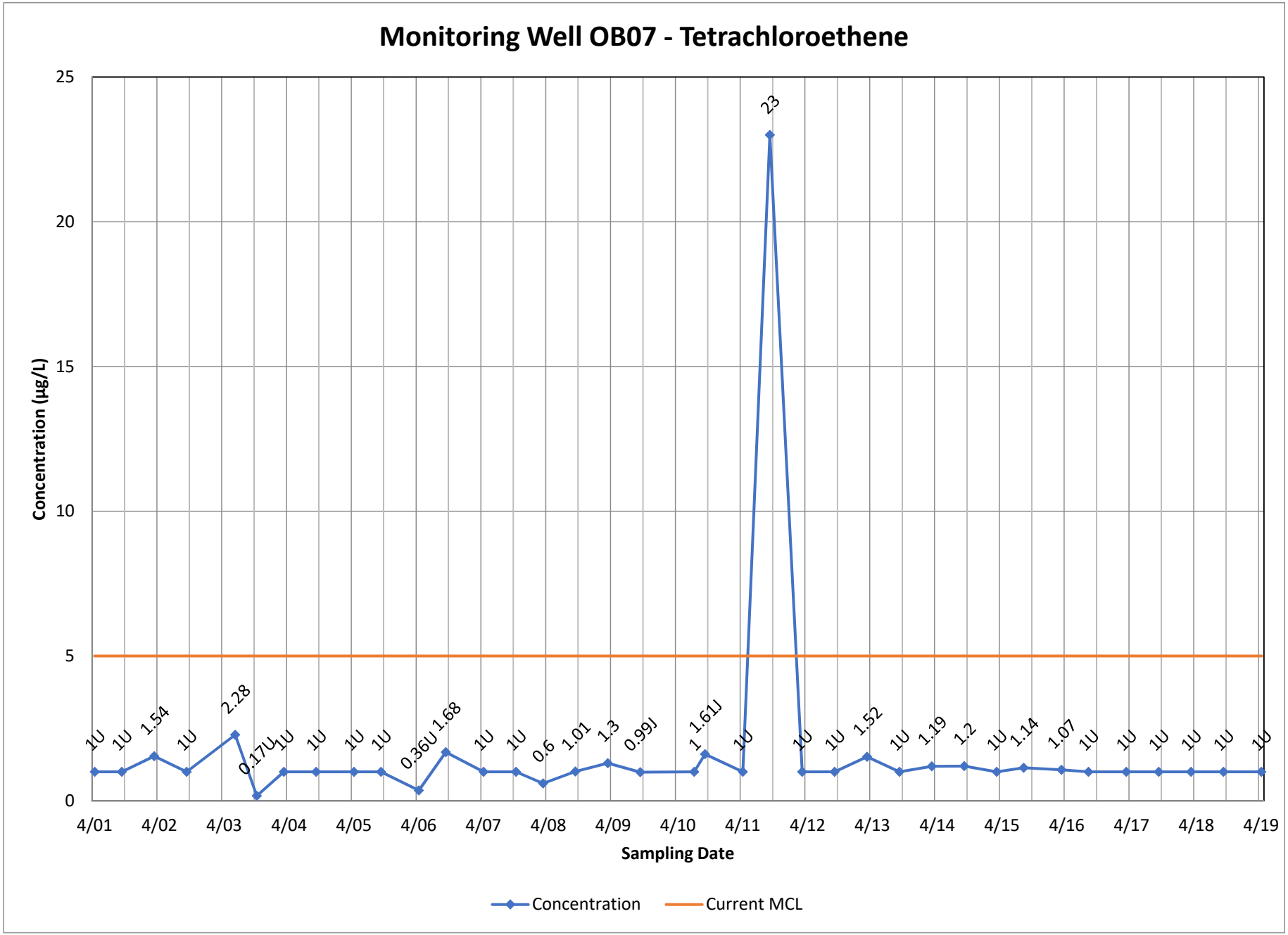
Monitoring Well OB07 - Tetrachloroethene
Concentration (µg/L)
25
20
15
10
5
0
1U
1U
1.54
1U
2.28
0.17U
1U
1U
1U
1U
0.36U
1.68
1U
1U
0.6
1.01
1.3
0.99J
1
1.61J
1U
23
1U
1U
1.52
1U
1.19
1.2
1U
1.14
1.07
1U
1U
1U
1U
1U
1U
4/01
4/02
4/03
4/04
4/05
4/06
4/07
4/08
4/09
4/10
4/11
4/12
4/13
4/14
4/15
4/16
4/17
4/18
4/19
Sampling Date
Concentration
Current MCL

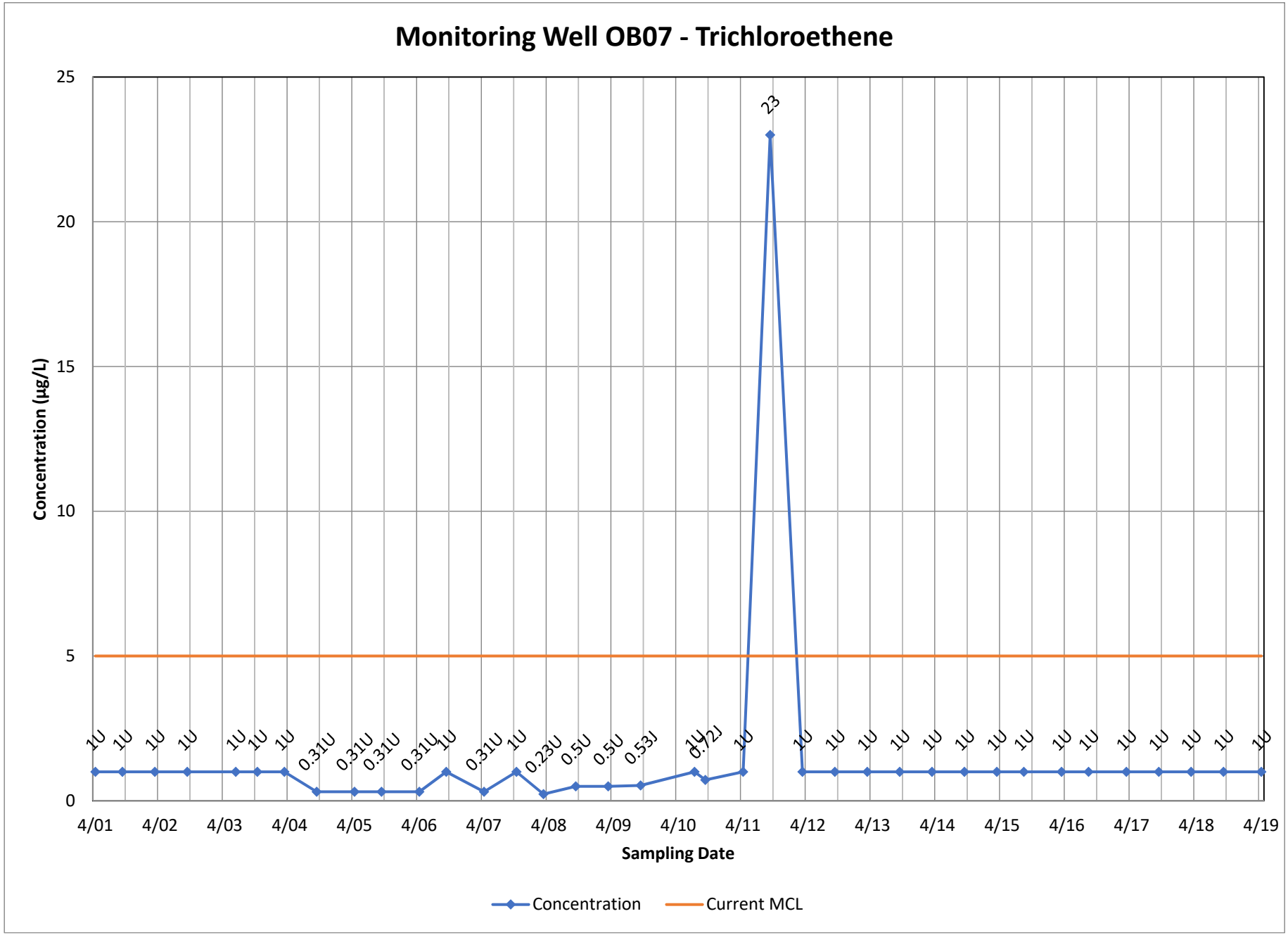
Monitoring Well OB07 - Trichloroethene
Concentration (µg/L)
25
20
15
10
5
0
23
1U
0.31U
0.23U
0.5U
0.53J
0.72J
4/01
4/02
4/03
4/04
4/05
4/06
4/07
4/08
4/09
4/10
4/11
4/12
4/13
4/14
4/15
4/16
4/17
4/18
4/19
Sampling Date
Concentration
Current MCL

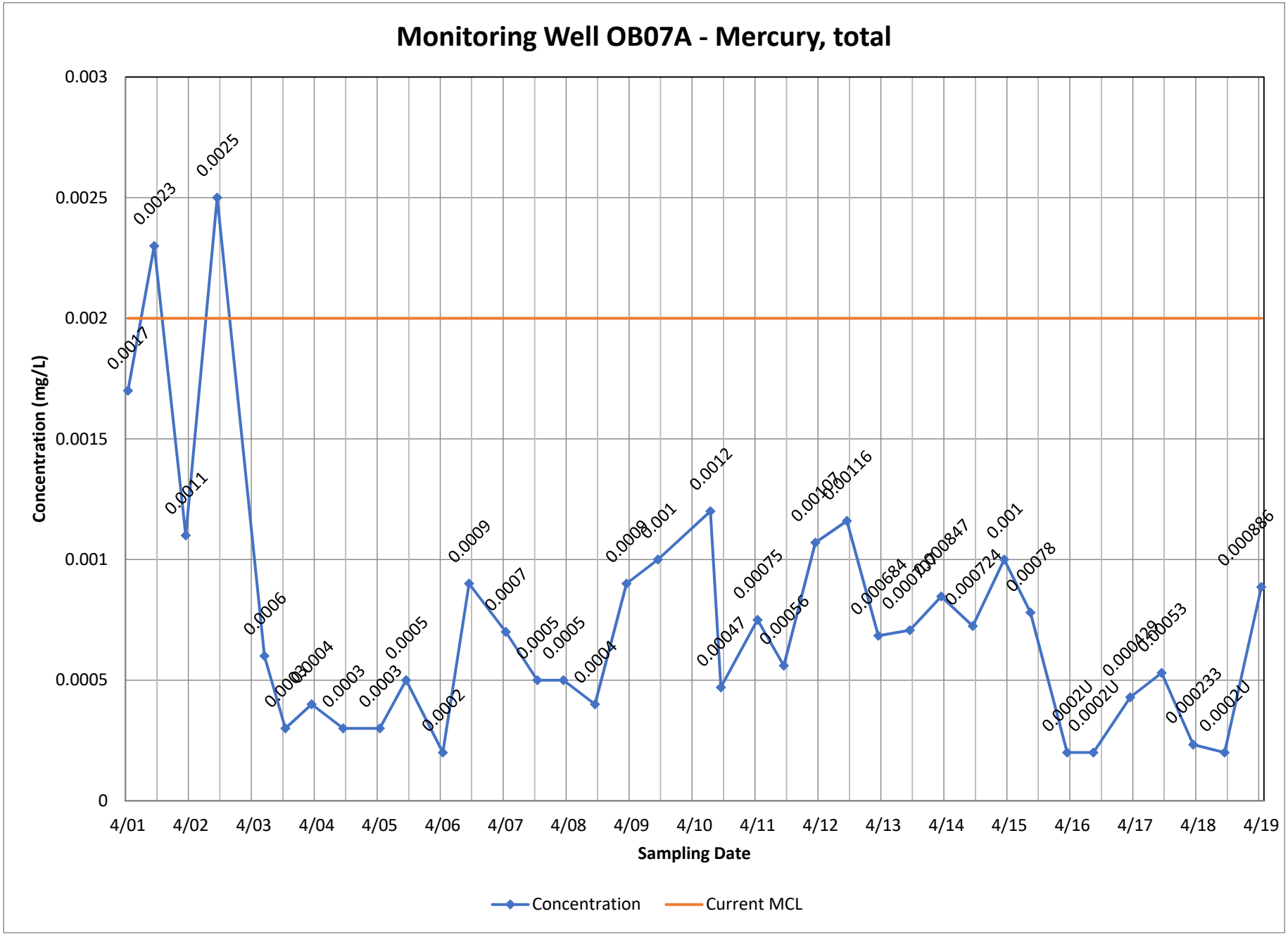
Monitoring Well OB07A - Mercury, total
Concentration (mg/L)
0.003
0.0025
0.002
0.0015
0.001
0.0005
0
4/01
4/02
4/03
4/04
4/05
4/06
4/07
4/08
4/09
4/10
4/11
4/12
4/13
4/14
4/15
4/16
4/17
4/18
4/19
Sampling Date
Concentration
Current MCL

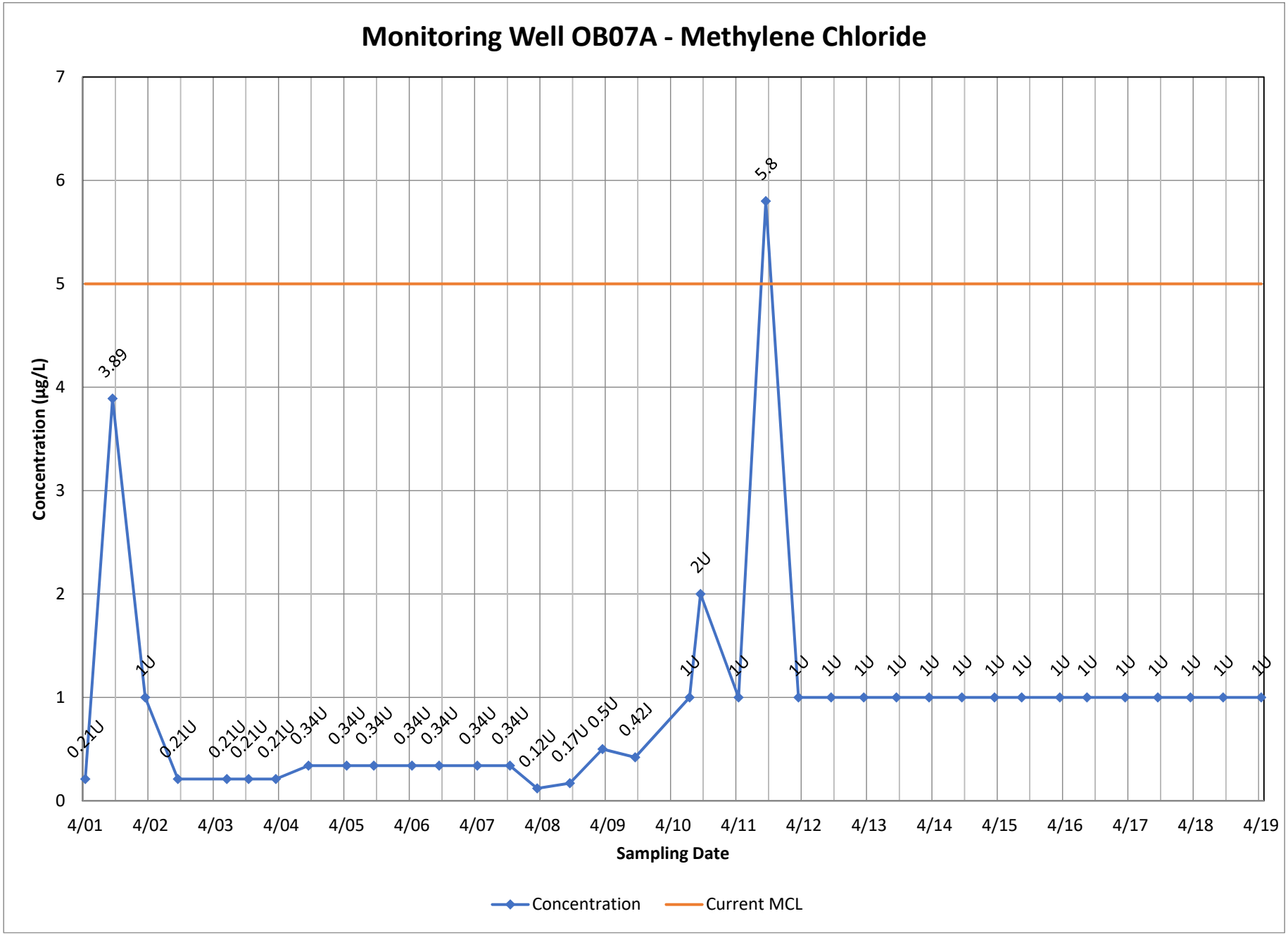
Monitoring Well OB07A - Methylene Chloride
Concentration (µg/L)
Sampling Date
0
1
2
3
4
5
6
7
4/01
4/02
4/03
4/04
4/05
4/06
4/07
4/08
4/09
4/10
4/11
4/12
4/13
4/14
4/15
4/16
4/17
4/18
4/19
0.21U
3.89
1U
0.21U
0.21U
0.21U
0.21U
0.34U
0.34U
0.34U
0.34U
0.34U
0.34U
0.34U
0.12U
0.17U
0.5U
0.42J
1U
2U
1U
5.8
1U
1U
1U
1U
1U
1U
1U
1U
1U
1U
1U
1U
1U
1U
Concentration
Current MCL

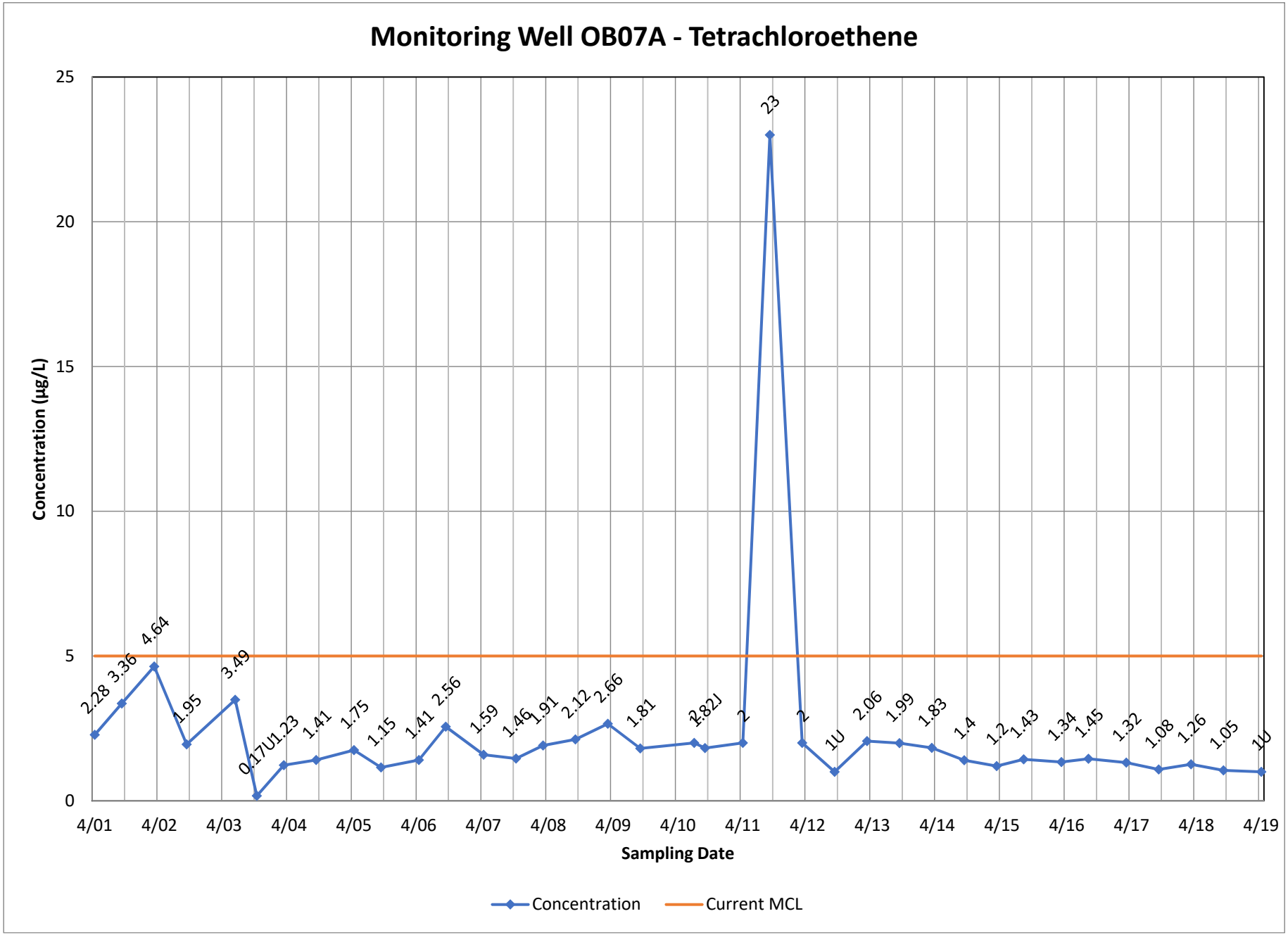
Monitoring Well OB07A - Tetrachloroethene
Concentration (µg/L)
25
20
15
10
5
0
4/01
4/02
4/03
4/04
4/05
4/06
4/07
4/08
4/09
4/10
4/11
4/12
4/13
4/14
4/15
4/16
4/17
4/18
4/19
Sampling Date
2.28
3.36
4.64
1.95
3.49
0.17U
1.23
1.41
1.75
1.15
1.41
2.56
1.59
1.46
1.91
2.12
2.66
1.81
2
2.82J
2
23
2
1U
2.06
1.99
1.83
1.4
1.2
1.43
1.34
1.45
1.32
1.08
1.26
1.05
1U
Concentration
Current MCL

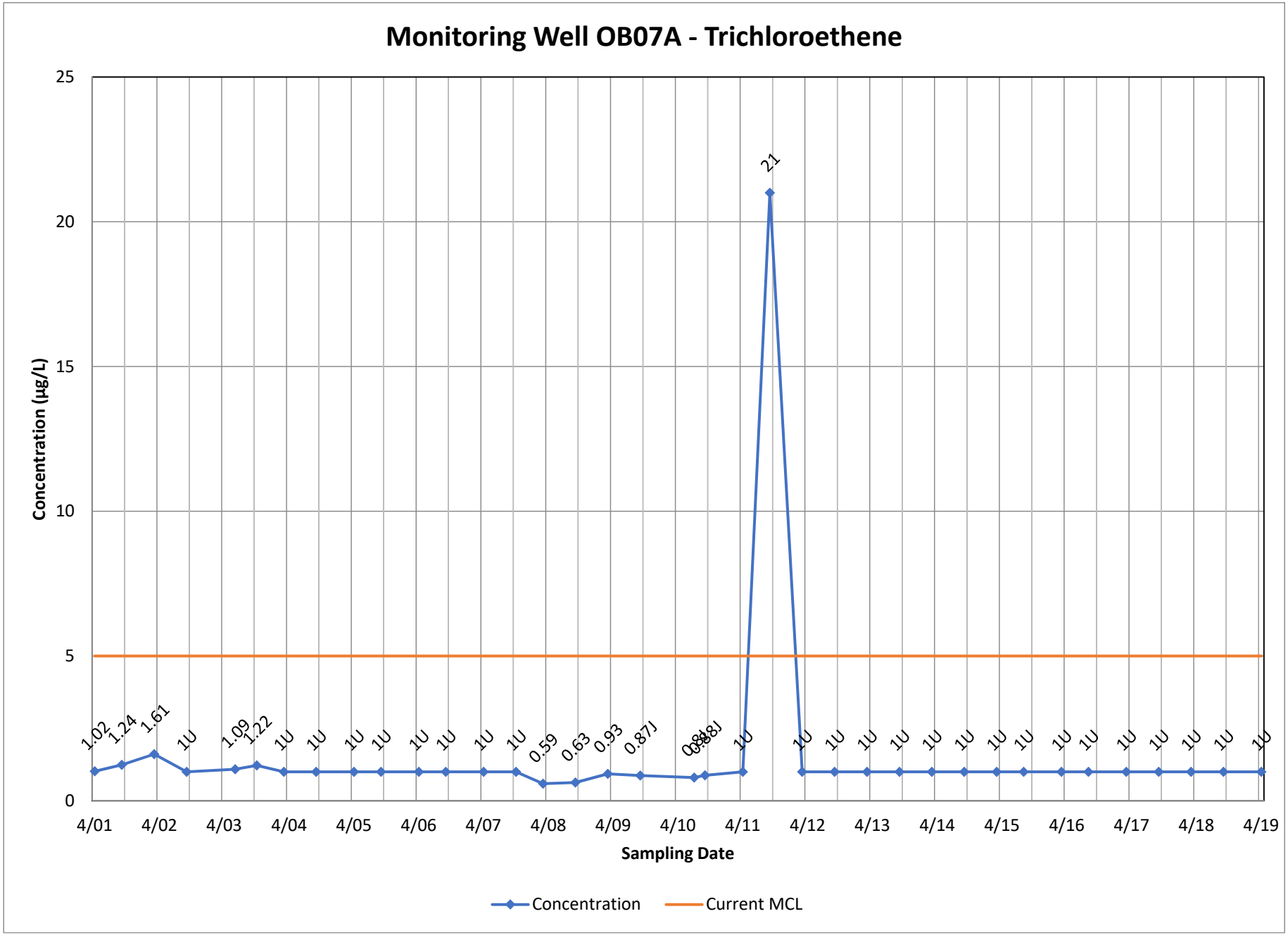
Monitoring Well OB07A - Trichloroethene
Concentration (µg/L)
25
20
15
10
5
0
21
1.02
1.24
1.61
1U
1.09
1.22
1U
1U
1U
1U
1U
1U
1U
1U
0.59
0.63
0.93
0.87J
0.81J
0.88J
1U
1U
1U
1U
1U
1U
1U
1U
1U
1U
1U
1U
1U
1U
1U
1U
4/01
4/02
4/03
4/04
4/05
4/06
4/07
4/08
4/09
4/10
4/11
4/12
4/13
4/14
4/15
4/16
4/17
4/18
4/19
Sampling Date
Concentration
Current MCL

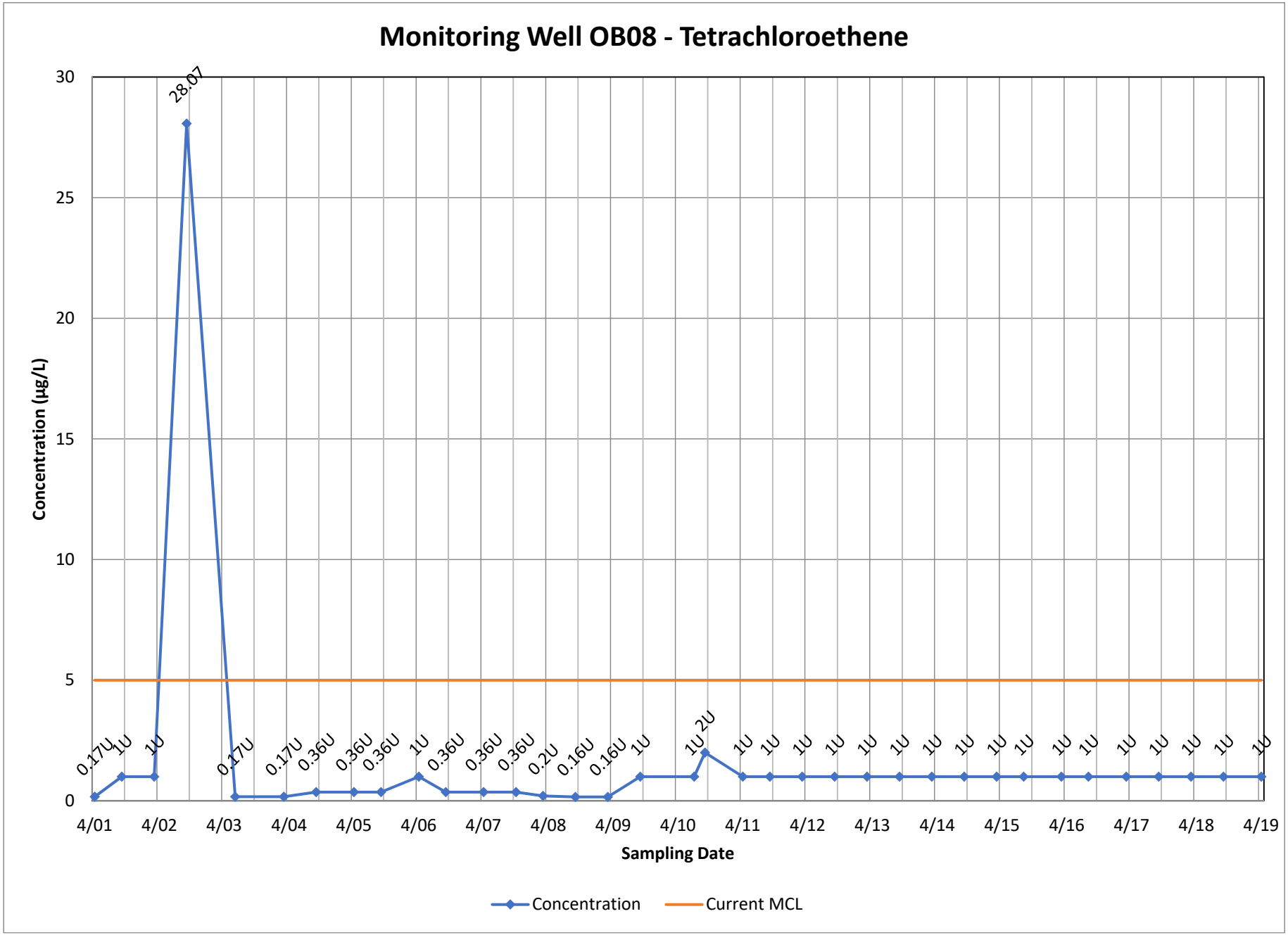
Monitoring Well OB08 - Tetrachloroethene
Concentration (µg/L)
30
25
20
15
10
5
0
28.07
0.17U
1U
1U
0.17U
0.17U
0.36U
0.36U
0.36U
1U
0.36U
0.36U
0.36U
0.2U
0.16U
0.16U
1U
1U
2U
1U
1U
1U
1U
1U
1U
1U
1U
1U
1U
1U
1U
1U
1U
1U
1U
1U
4/01
4/02
4/03
4/04
4/05
4/06
4/07
4/08
4/09
4/10
4/11
4/12
4/13
4/14
4/15
4/16
4/17
4/18
4/19
Sampling Date
Concentration
Current MCL

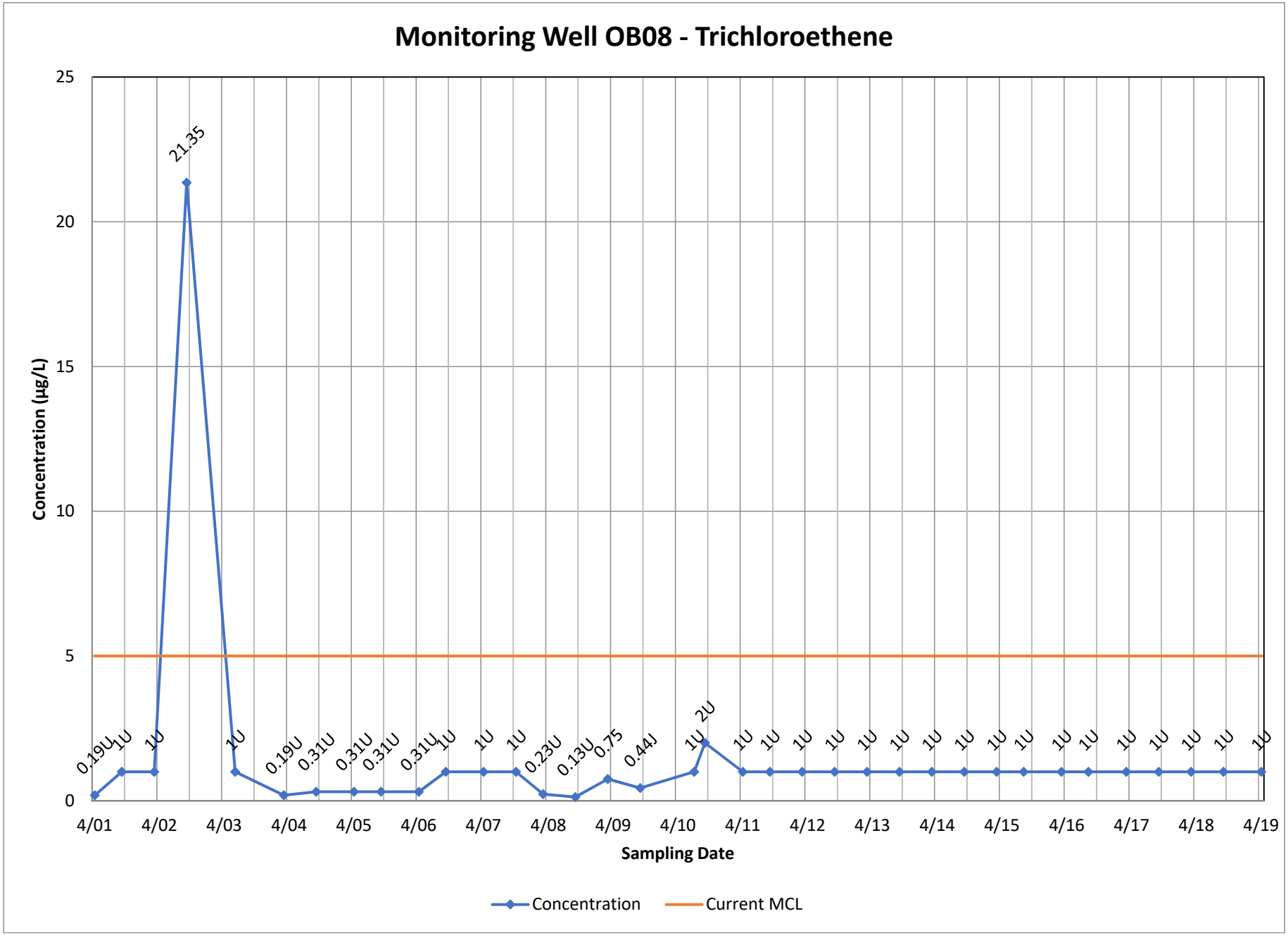
Monitoring Well OB08 - Trichloroethene
Concentration (µg/L)
25
20
15
10
5
0
21.35
0.19U
1U
1U
1U
0.19U
0.31U
0.31U
0.31U
0.31U
1U
1U
1U
0.23U
0.13U
0.75
0.44J
1U
2U
1U
1U
1U
1U
1U
1U
1U
1U
1U
1U
1U
1U
1U
1U
1U
1U
1U
1U
4/01
4/02
4/03
4/04
4/05
4/06
4/07
4/08
4/09
4/10
4/11
4/12
4/13
4/14
4/15
4/16
4/17
4/18
4/19
Sampling Date
Concentration
Current MCL

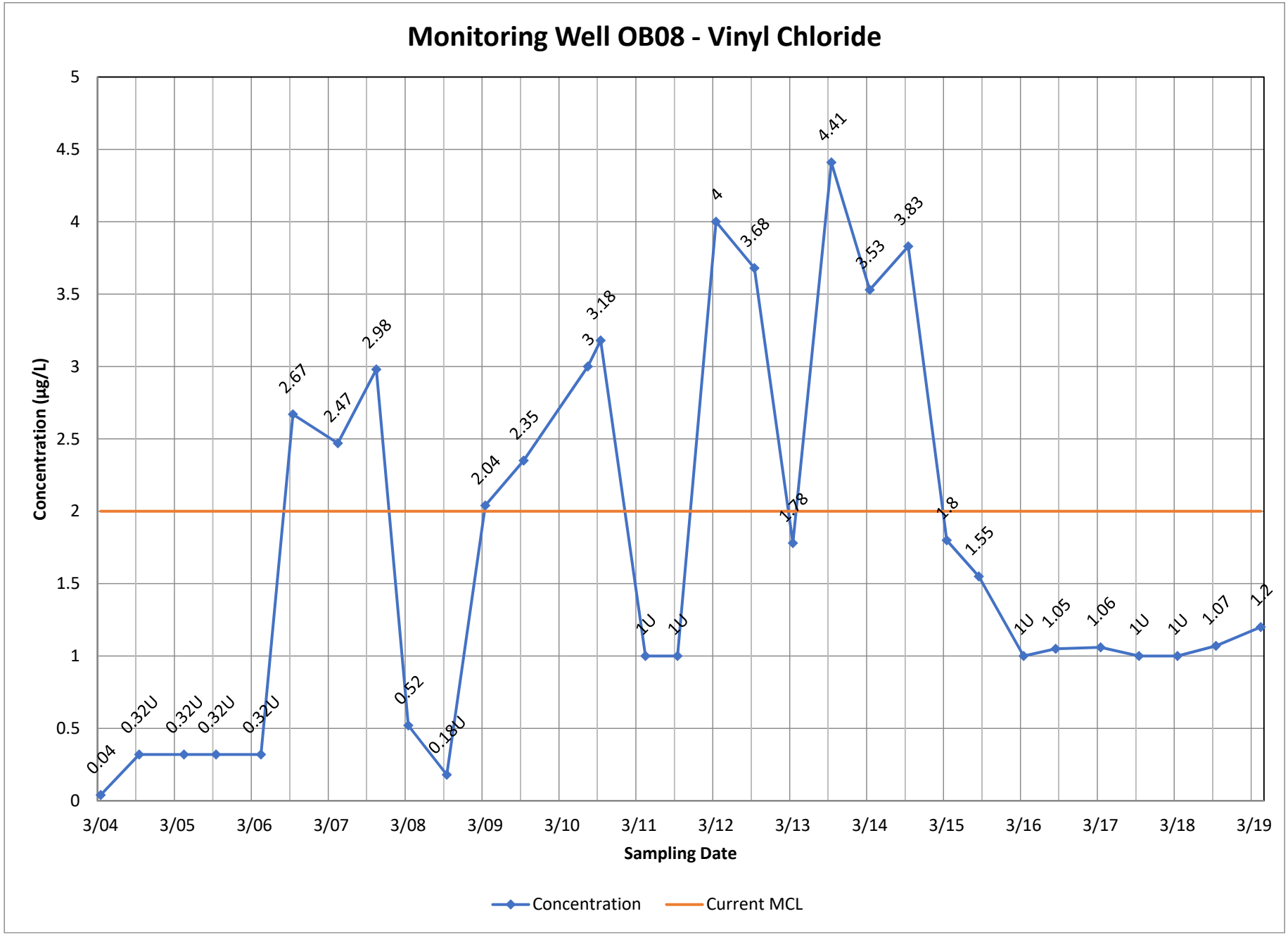
Monitoring Well OB08 - Vinyl Chloride
Concentration (µg/L)
Sampling Date
0
0.5
1
1.5
2
2.5
3
3.5
4
4.5
5
3/04
3/05
3/06
3/07
3/08
3/09
3/10
3/11
3/12
3/13
3/14
3/15
3/16
3/17
3/18
3/19
0.04
0.32U
0.32U
0.32U
0.32U
2.67
2.47
2.98
0.52
0.18U
2.04
2.35
3
3.18
1U
1U
4
3.68
1.78
4.41
3.53
3.83
1.8
1.55
1U
1.05
1.06
1U
1U
1.07
1.2
Concentration
Current MCL

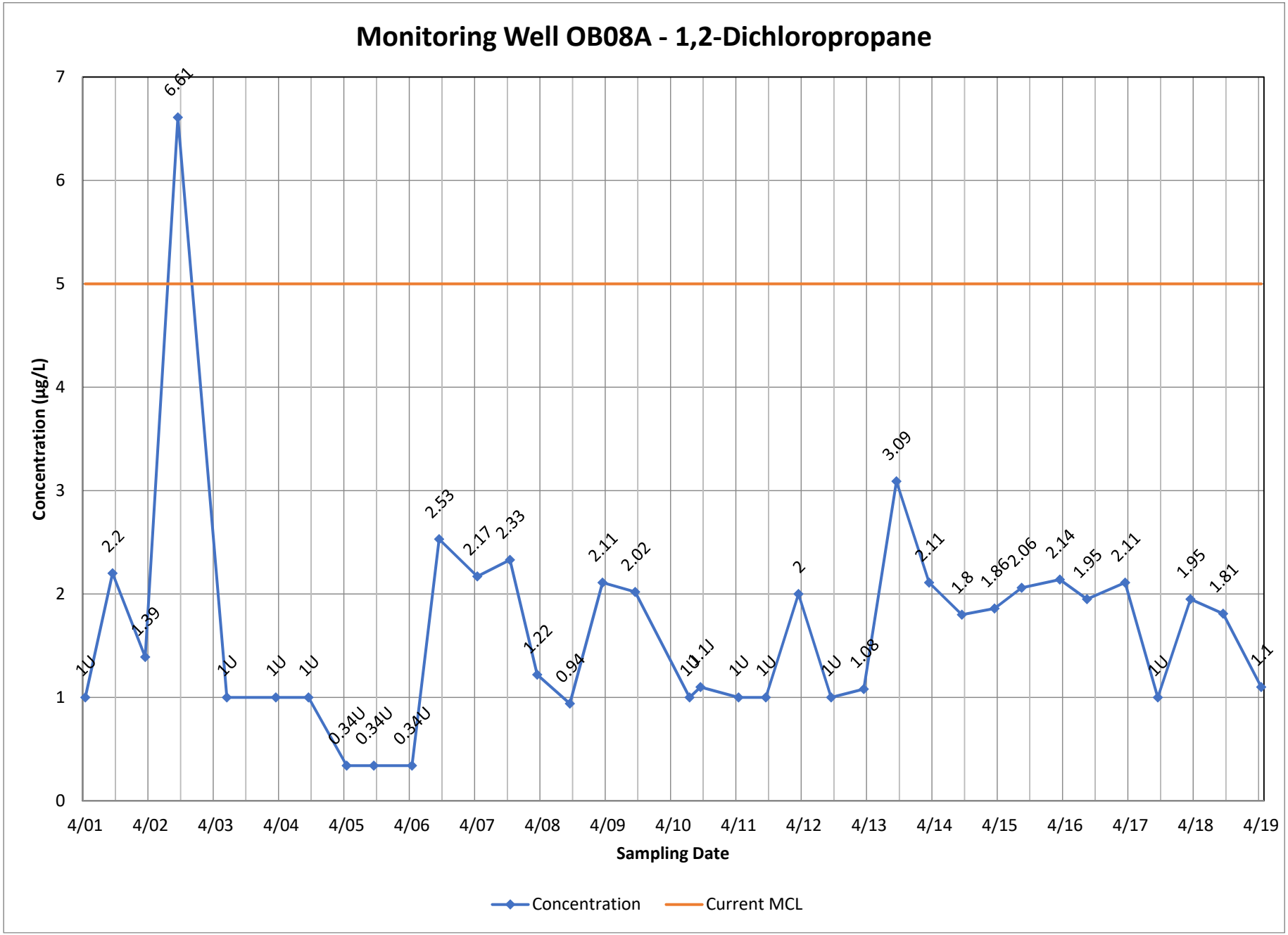
Monitoring Well OB08A - 1,2-Dichloropropane
Concentration (µg/L)
Sampling Date
0
1
2
3
4
5
6
7
4/01
4/02
4/03
4/04
4/05
4/06
4/07
4/08
4/09
4/10
4/11
4/12
4/13
4/14
4/15
4/16
4/17
4/18
4/19
1U
2.2
1.39
6.61
1U
1U
1U
0.34U
0.34U
0.34U
2.53
2.17
2.33
1.22
0.94
2.11
2.02
1U
1.1J
1U
1U
2
1U
1.08
3.09
2.11
1.8
1.86
2.06
2.14
1.95
2.11
1U
1.95
1.81
1.1
Concentration
Current MCL

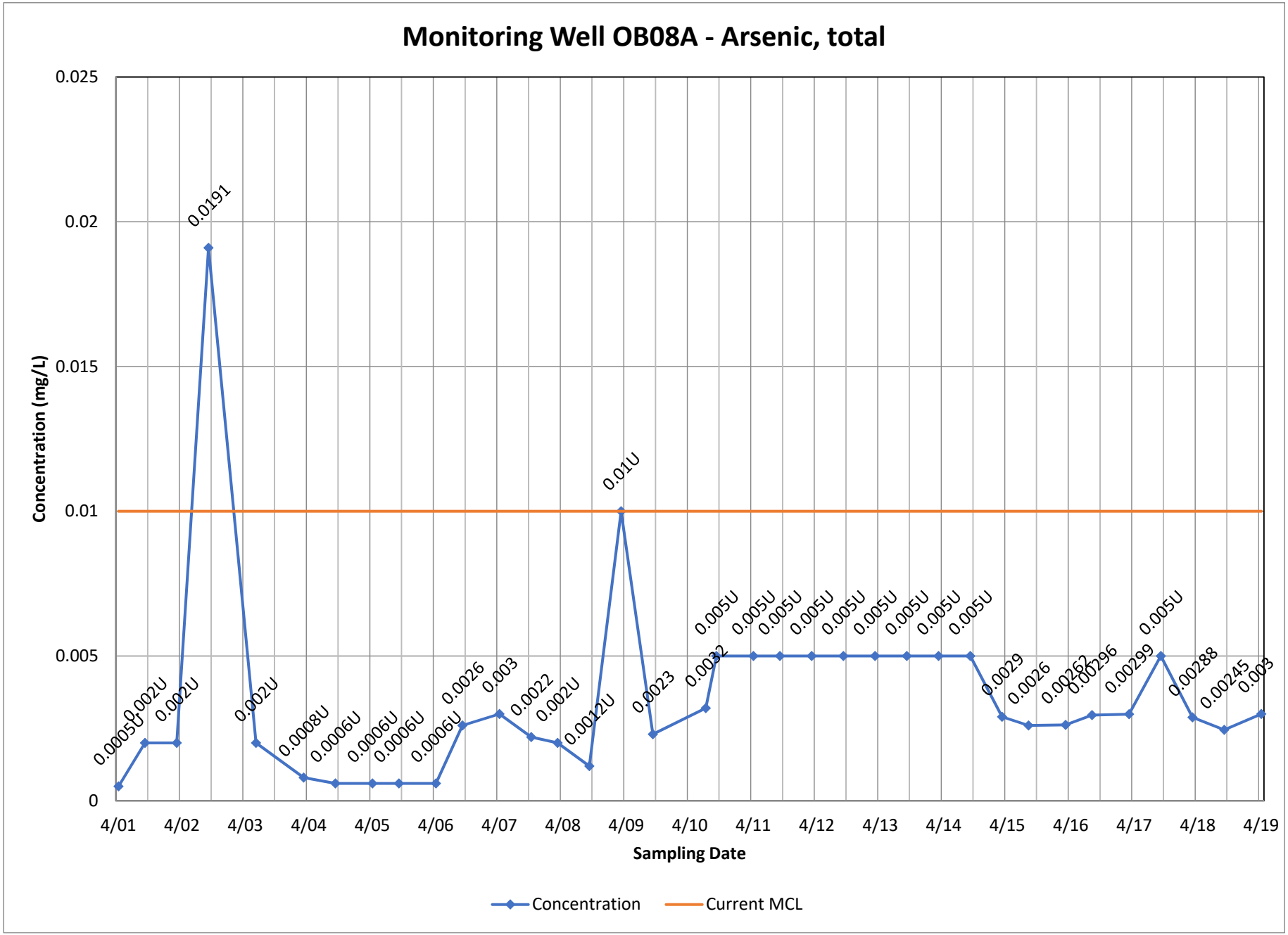
Monitoring Well OB08A - Arsenic, total
Concentration (mg/L)
0.025
0.02
0.015
0.01
0.005
0
0.0191
0.01U
0.0005U
0.002U
0.002U
0.002U
0.0008U
0.0006U
0.0006U
0.0006U
0.0006U
0.0026
0.003
0.0022
0.002U
0.0012U
0.0023
0.0032
0.005U
0.005U
0.005U
0.005U
0.005U
0.005U
0.005U
0.005U
0.005U
0.0029
0.0026
0.00262
0.00296
0.00299
0.005U
0.00288
0.00245
0.003
4/01
4/02
4/03
4/04
4/05
4/06
4/07
4/08
4/09
4/10
4/11
4/12
4/13
4/14
4/15
4/16
4/17
4/18
4/19
Sampling Date
Concentration
Current MCL

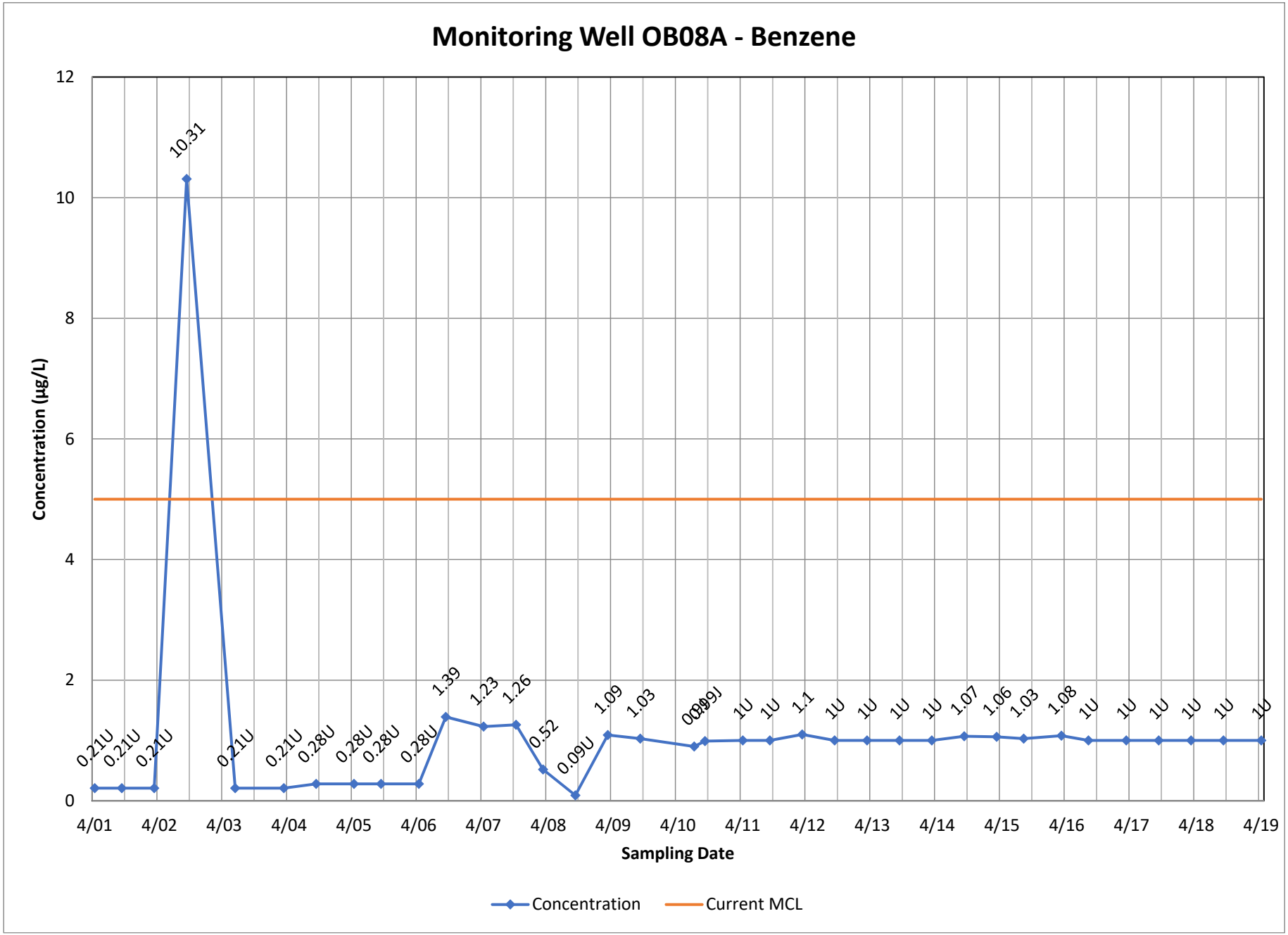
Monitoring Well OB08A - Benzene
Concentration (µg/L)
12
10
8
6
4
2
0
10.31
0.21U
0.21U
0.21U
0.21U
0.21U
0.28U
0.28U
0.28U
0.28U
1.39
1.23
1.26
0.52
0.09U
1.09
1.03
0.99J
1U
1U
1.1
1U
1U
1U
1U
1.07
1.06
1.03
1.08
1U
1U
1U
1U
1U
1U
4/01
4/02
4/03
4/04
4/05
4/06
4/07
4/08
4/09
4/10
4/11
4/12
4/13
4/14
4/15
4/16
4/17
4/18
4/19
Sampling Date
Concentration
Current MCL

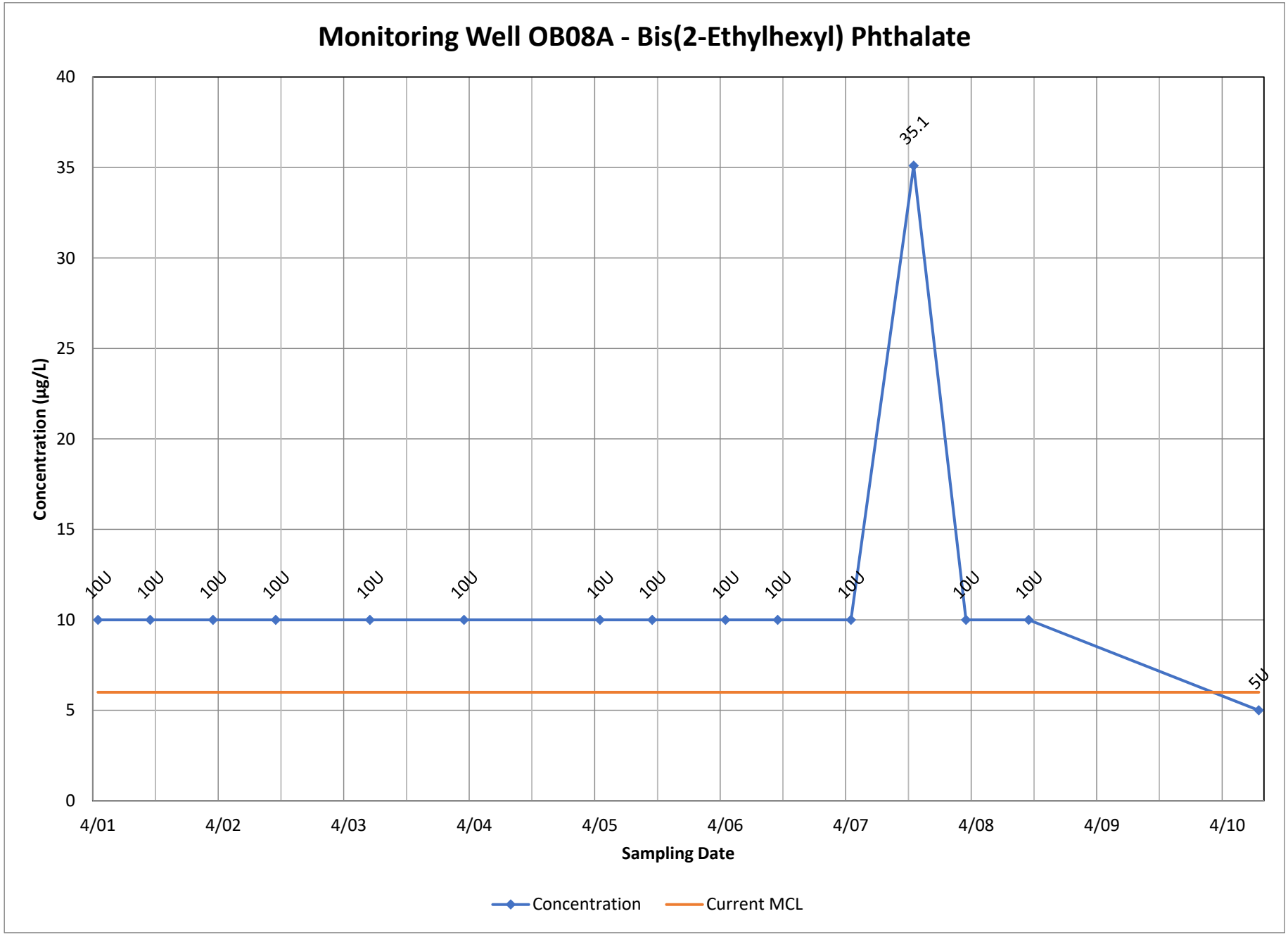
Monitoring Well OB08A - Bis(2-Ethylhexyl) Phthalate
Concentration (µg/L)
40
35
30
25
20
15
10
5
0
35.1
10U
10U
10U
10U
10U
10U
10U
10U
10U
10U
10U
10U
10U
5U
4/01
4/02
4/03
4/04
4/05
4/06
4/07
4/08
4/09
4/10
Sampling Date
Concentration
Current MCL

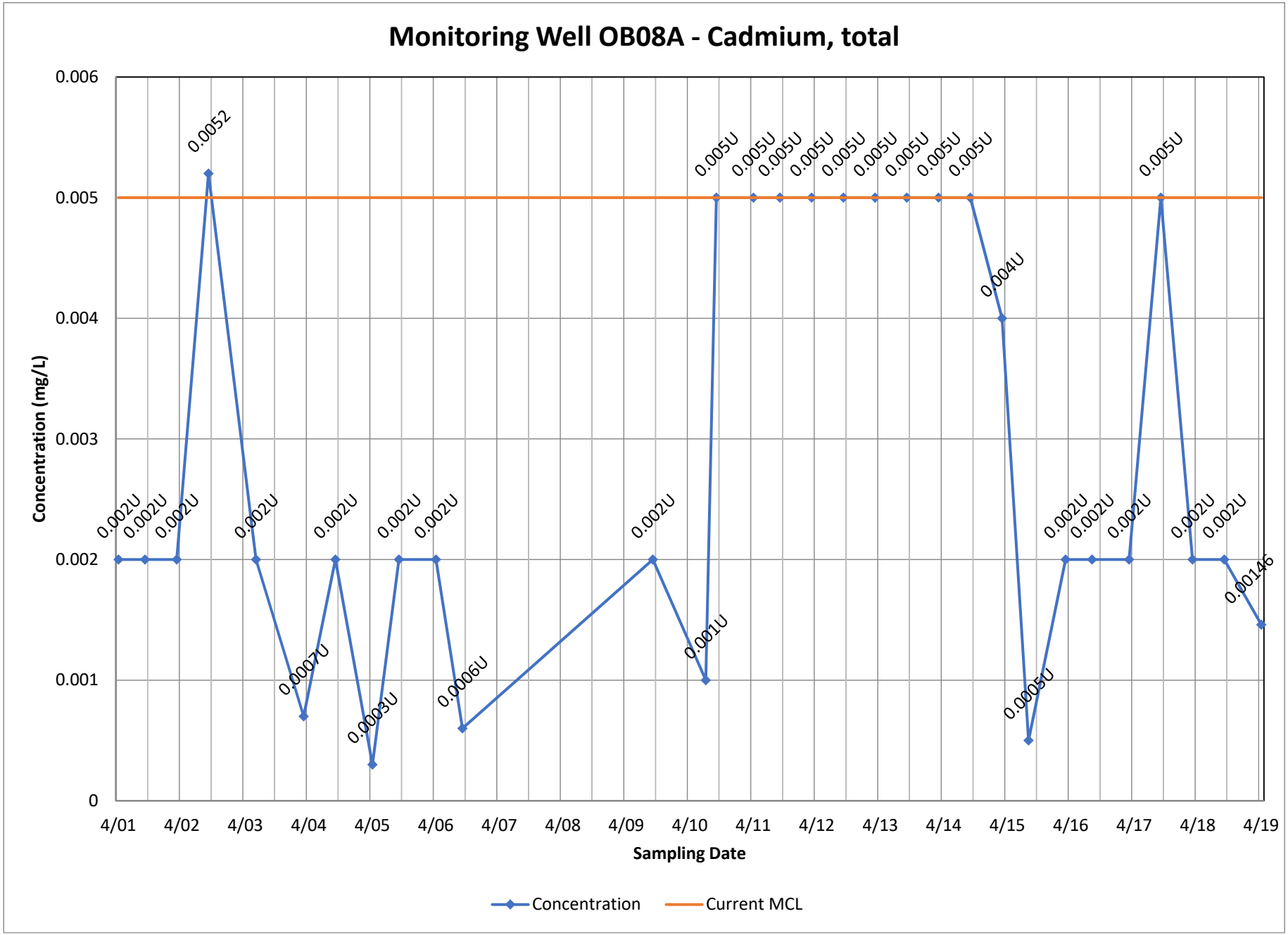
Monitoring Well OB08A - Cadmium, total
Concentration (mg/L)
0.006
0.005
0.004
0.003
0.002
0.001
0
0.002U
0.002U
0.002U
0.0052
0.002U
0.0007U
0.002U
0.0003U
0.002U
0.002U
0.0006U
0.002U
0.001U
0.005U
0.005U
0.005U
0.005U
0.005U
0.005U
0.005U
0.005U
0.005U
0.004U
0.0005U
0.002U
0.002U
0.002U
0.005U
0.002U
0.002U
0.00146
4/01
4/02
4/03
4/04
4/05
4/06
4/07
4/08
4/09
4/10
4/11
4/12
4/13
4/14
4/15
4/16
4/17
4/18
4/19
Sampling Date
Concentration
Current MCL

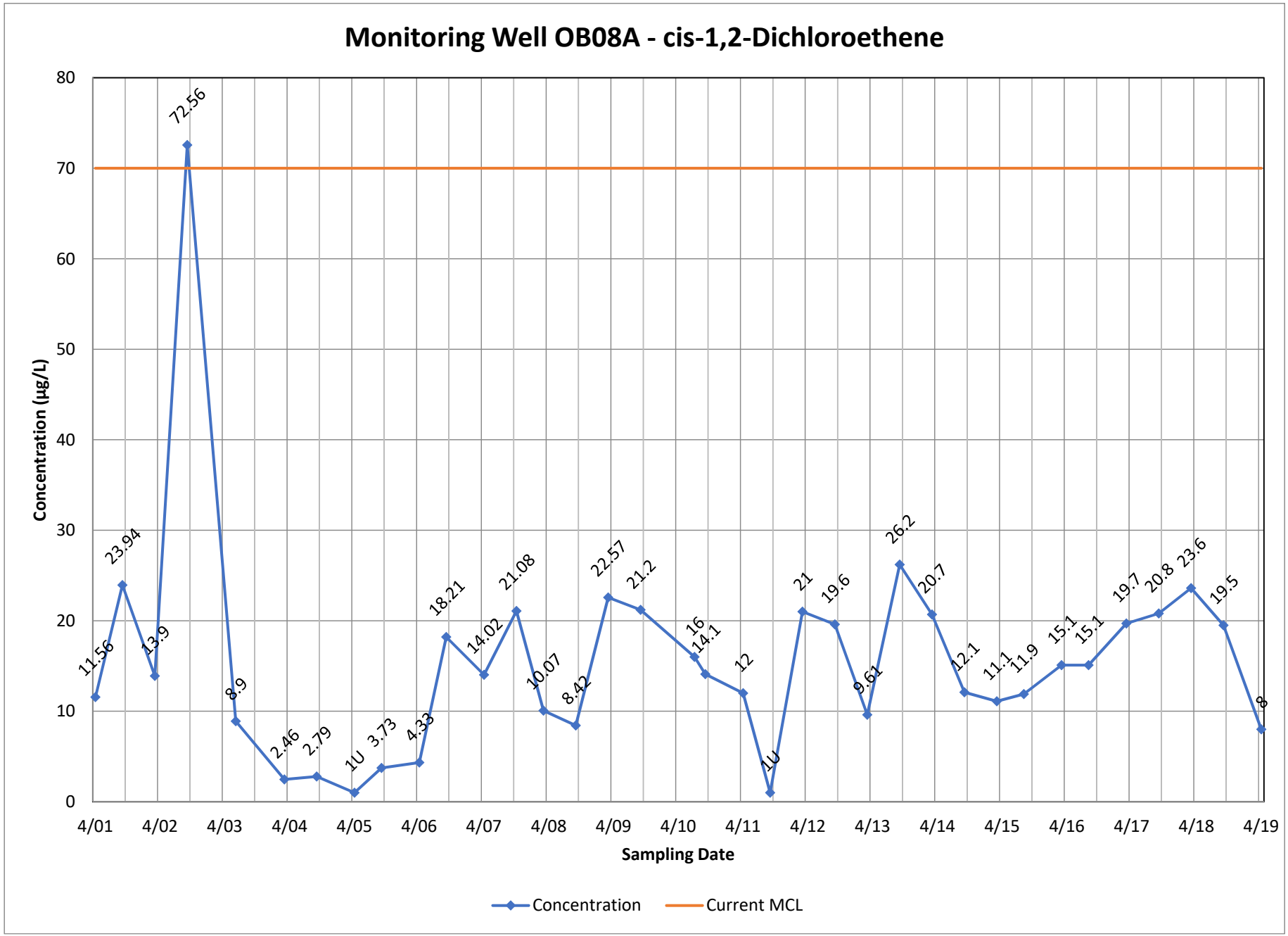
Monitoring Well OB08A - cis-1,2-Dichloroethene
Concentration (µg/L)
80
70
60
50
40
30
20
10
0
11.56
23.94
13.9
72.56
8.9
2.46
2.79
1U
3.73
4.33
18.21
14.02
21.08
10.07
8.42
22.57
21.2
16
14.1
12
1U
21
19.6
9.61
26.2
20.7
12.1
11.1
11.9
15.1
15.1
19.7
20.8
23.6
19.5
8
4/01
4/02
4/03
4/04
4/05
4/06
4/07
4/08
4/09
4/10
4/11
4/12
4/13
4/14
4/15
4/16
4/17
4/18
4/19
Sampling Date
Concentration
Current MCL

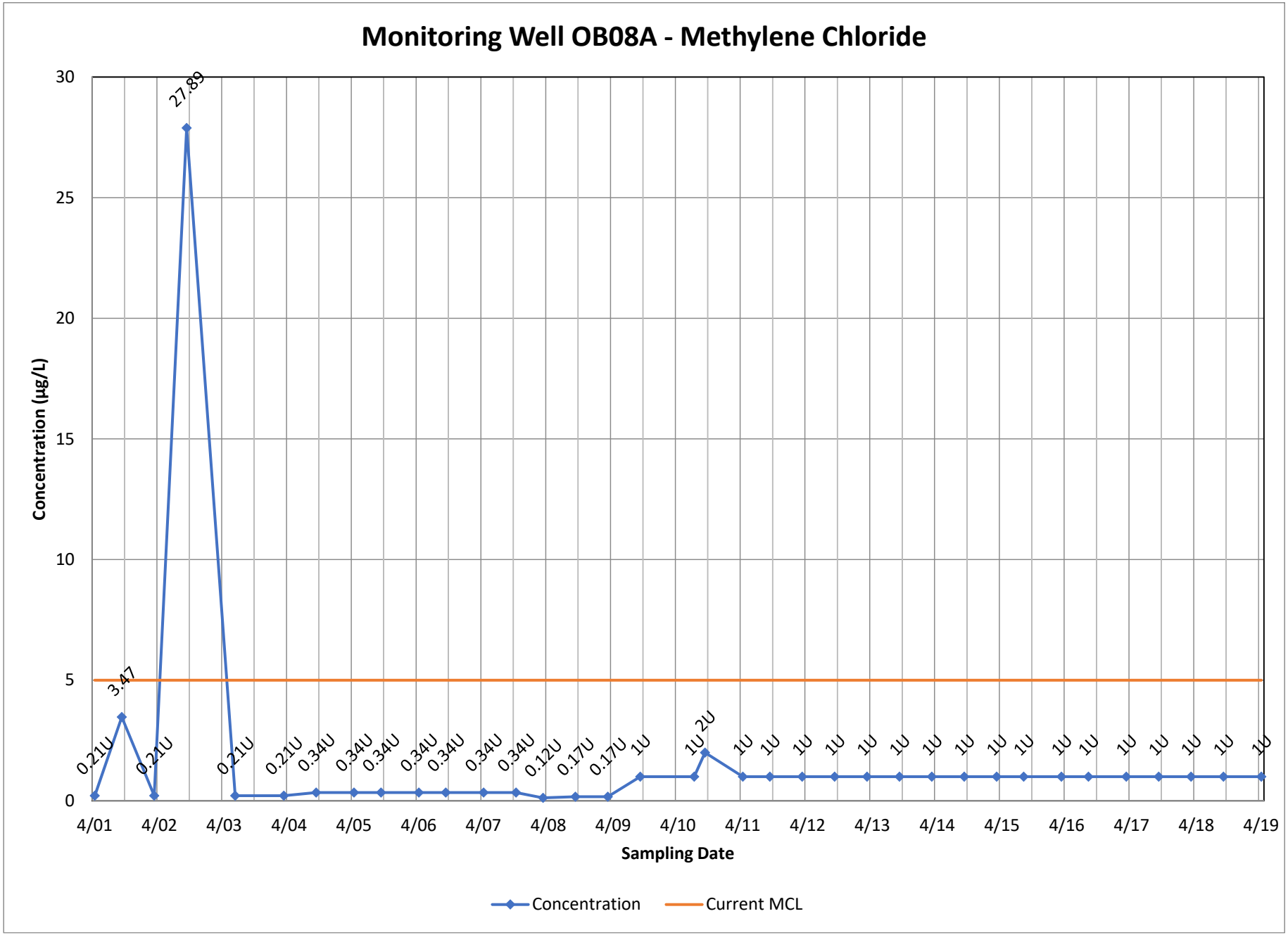
Monitoring Well OB08A - Methylene Chloride
Concentration (µg/L)
30
25
20
15
10
5
0
27.89
3.47
0.21U
0.21U
0.21U
0.21U
0.34U
0.34U
0.34U
0.34U
0.34U
0.34U
0.34U
0.12U
0.17U
0.17U
1U
1U
2U
1U
1U
1U
1U
1U
1U
1U
1U
1U
1U
1U
1U
1U
1U
1U
1U
1U
1U
4/01
4/02
4/03
4/04
4/05
4/06
4/07
4/08
4/09
4/10
4/11
4/12
4/13
4/14
4/15
4/16
4/17
4/18
4/19
Sampling Date
Concentration
Current MCL

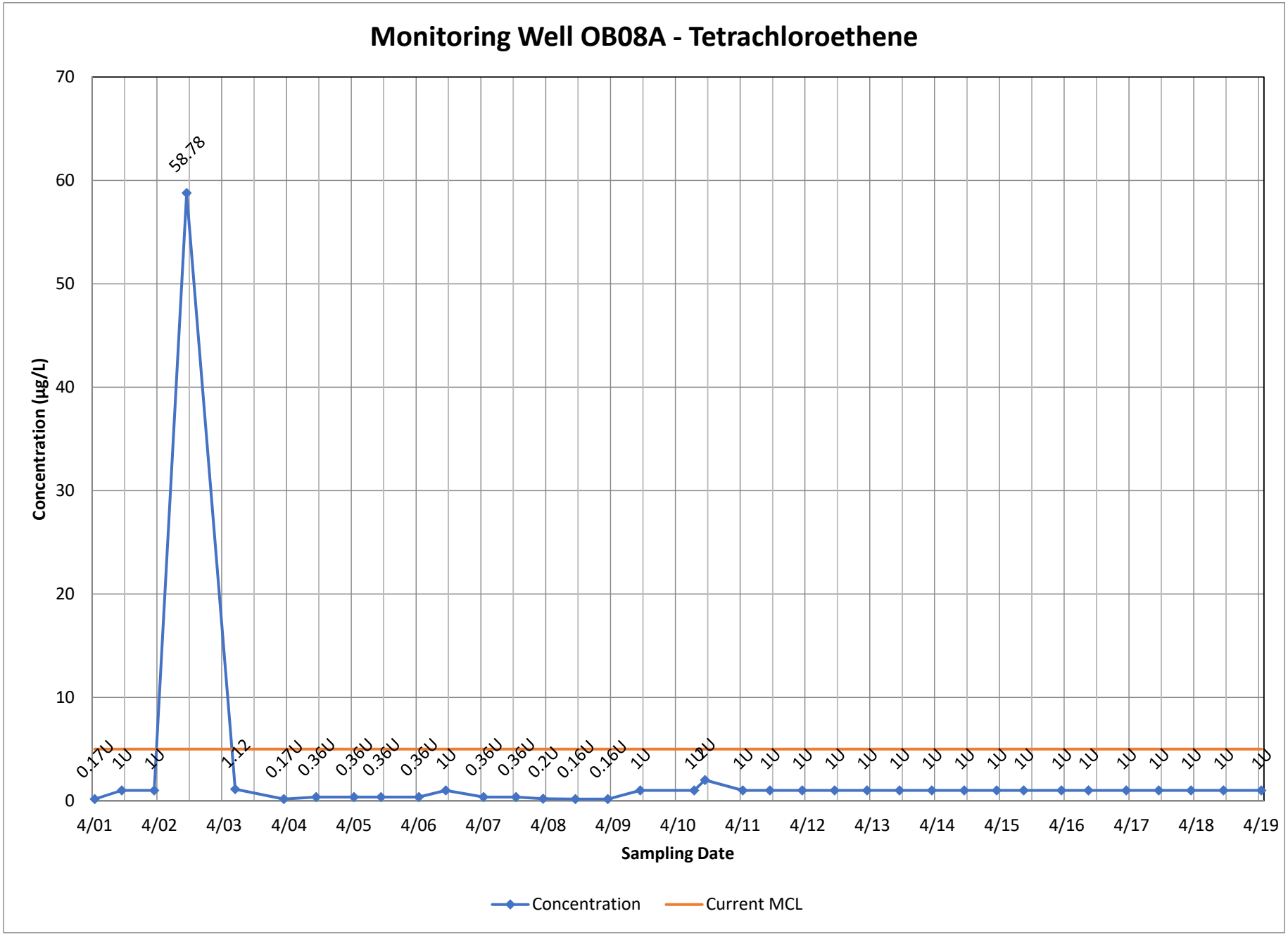
Monitoring Well OB08A - Tetrachloroethene
Concentration (µg/L)
70
60
50
40
30
20
10
0
58.78
0.17U
1U
1U
1.12
0.17U
0.36U
0.36U
0.36U
0.36U
1U
0.36U
0.36U
0.2U
0.16U
0.16U
1U
1U
2U
1U
1U
1U
1U
1U
1U
1U
1U
1U
1U
1U
1U
1U
1U
1U
1U
1U
4/01
4/02
4/03
4/04
4/05
4/06
4/07
4/08
4/09
4/10
4/11
4/12
4/13
4/14
4/15
4/16
4/17
4/18
4/19
Sampling Date
Concentration
Current MCL

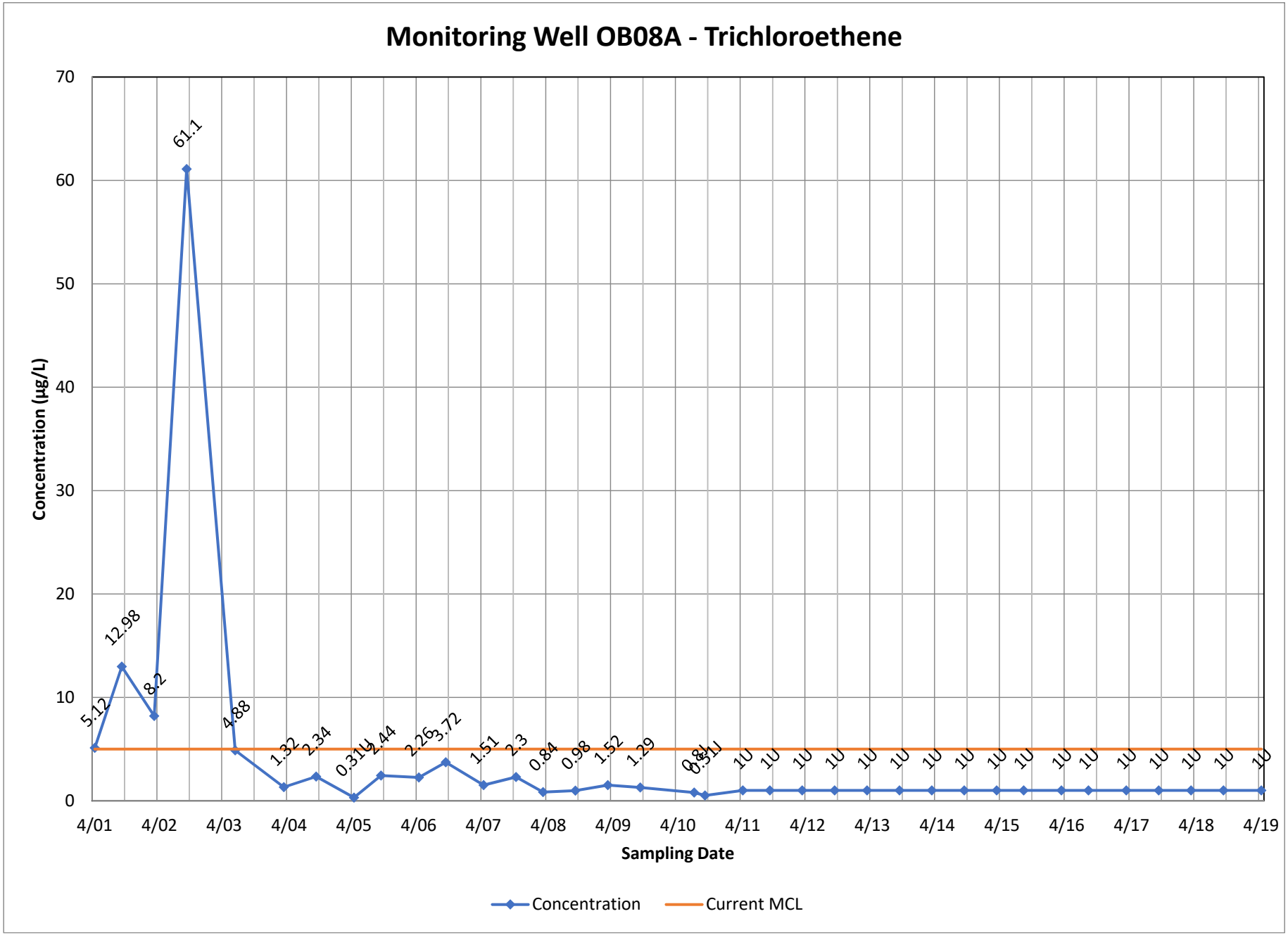
Monitoring Well OB08A - Trichloroethene
Concentration (µg/L)
70
60
50
40
30
20
10
0
61.1
12.98
8.2
5.12
4.88
1.32
2.34
0.31U
2.44
2.26
3.72
1.51
2.3
0.84
0.98
1.52
1.29
0.81
0.51U
1U
4/01
4/02
4/03
4/04
4/05
4/06
4/07
4/08
4/09
4/10
4/11
4/12
4/13
4/14
4/15
4/16
4/17
4/18
4/19
Sampling Date
Concentration
Current MCL

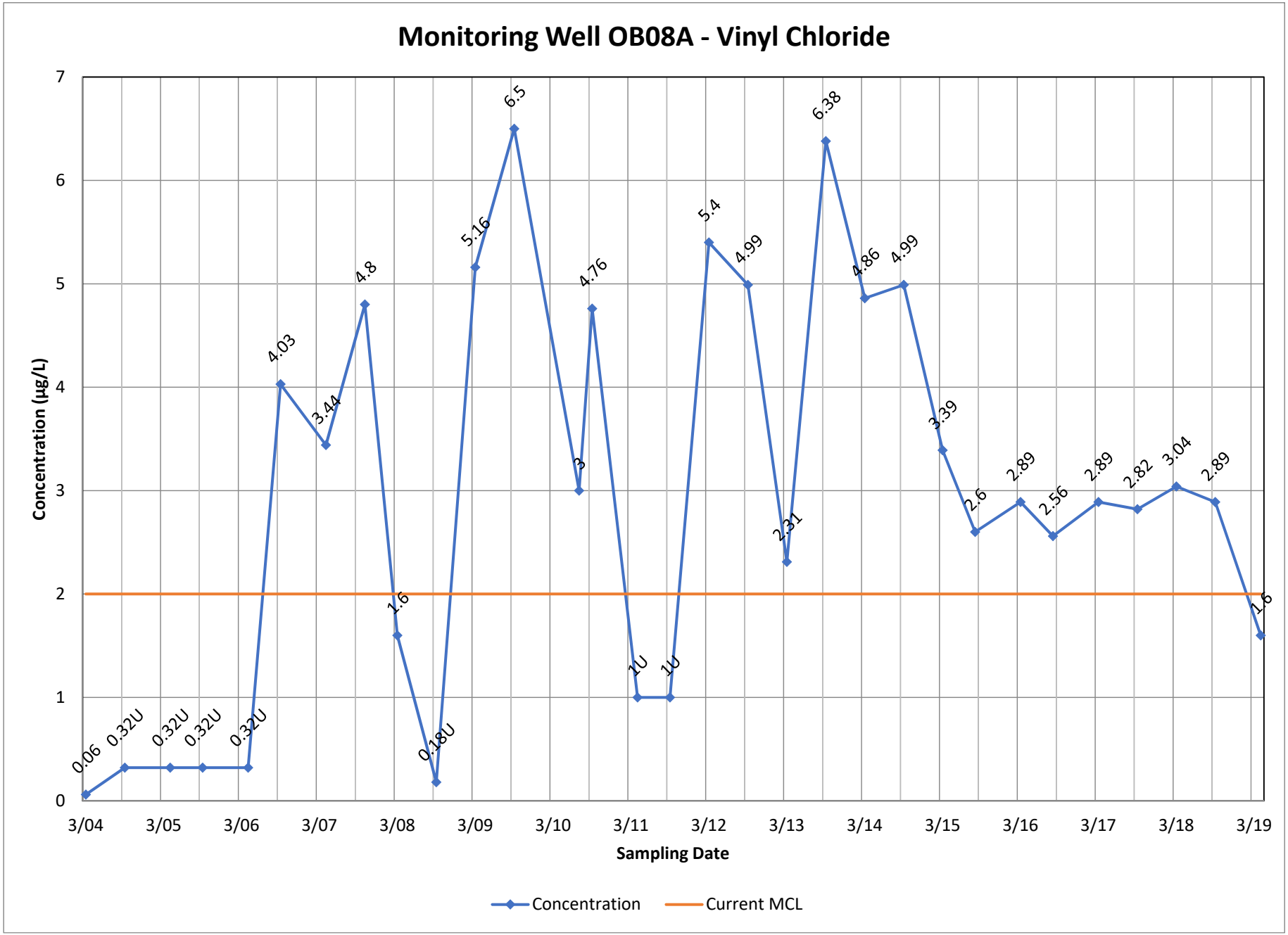
Monitoring Well OB08A - Vinyl Chloride
Concentration (µg/L)
Sampling Date
0
1
2
3
4
5
6
7
3/04
3/05
3/06
3/07
3/08
3/09
3/10
3/11
3/12
3/13
3/14
3/15
3/16
3/17
3/18
3/19
0.06
0.32U
0.32U
0.32U
0.32U
4.03
3.44
4.8
1.6
0.18U
5.16
6.5
3
4.76
1U
1U
5.4
4.99
2.31
6.38
4.86
4.99
3.39
2.6
2.89
2.56
2.89
2.82
3.04
2.89
1.6
Concentration
Current MCL

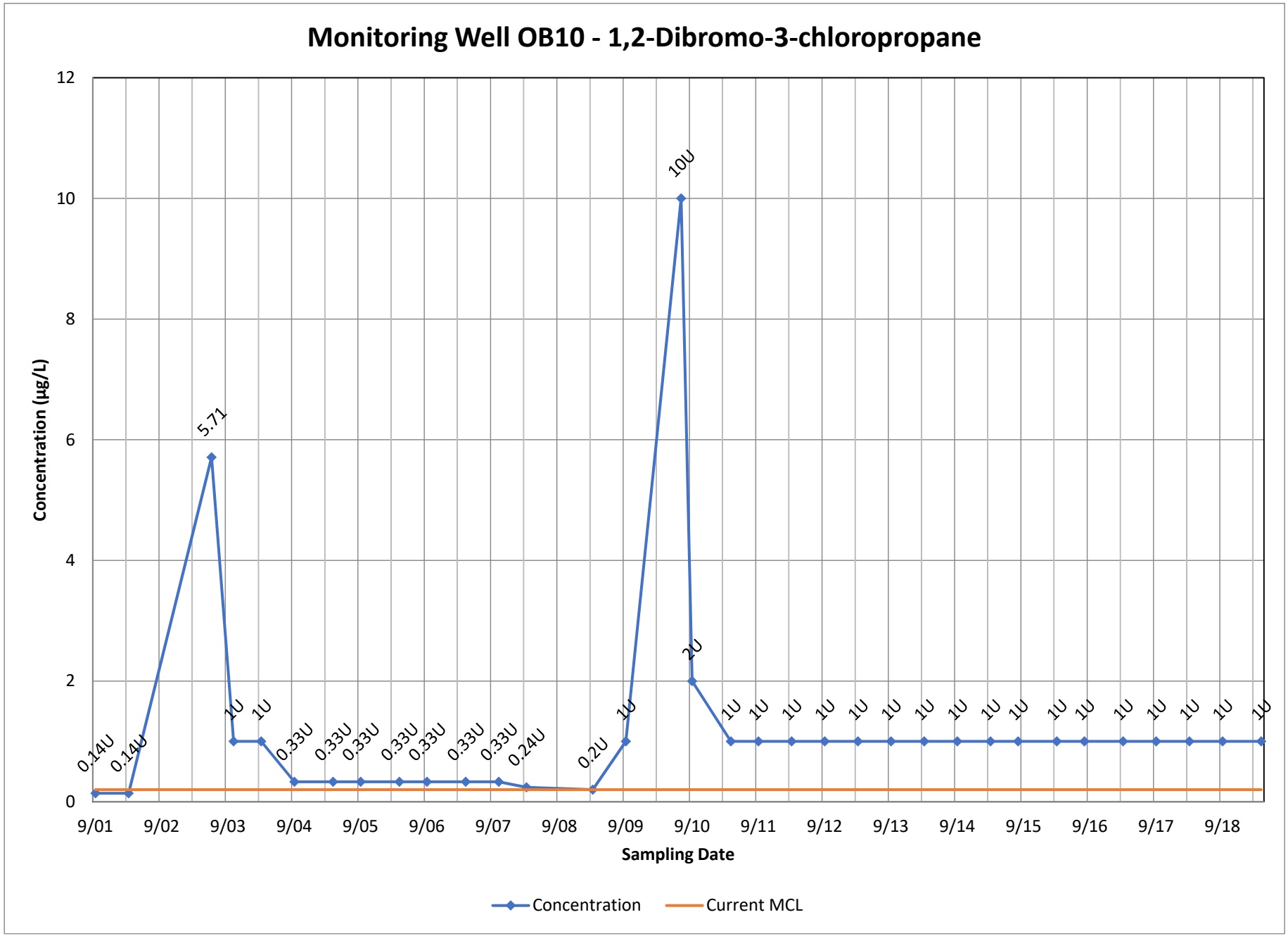
Monitoring Well OB10 - 1,2-Dibromo-3-chloropropane
Concentration (µg/L)
12
10
8
6
4
2
0
0.14U
0.14U
5.71
1U
1U
0.33U
0.33U
0.33U
0.33U
0.33U
0.33U
0.33U
0.24U
0.2U
1U
10U
2U
1U
1U
1U
1U
1U
1U
1U
1U
1U
1U
1U
1U
1U
1U
1U
1U
1U
9/01
9/02
9/03
9/04
9/05
9/06
9/07
9/08
9/09
9/10
9/11
9/12
9/13
9/14
9/15
9/16
9/17
9/18
Sampling Date
Concentration
Current MCL

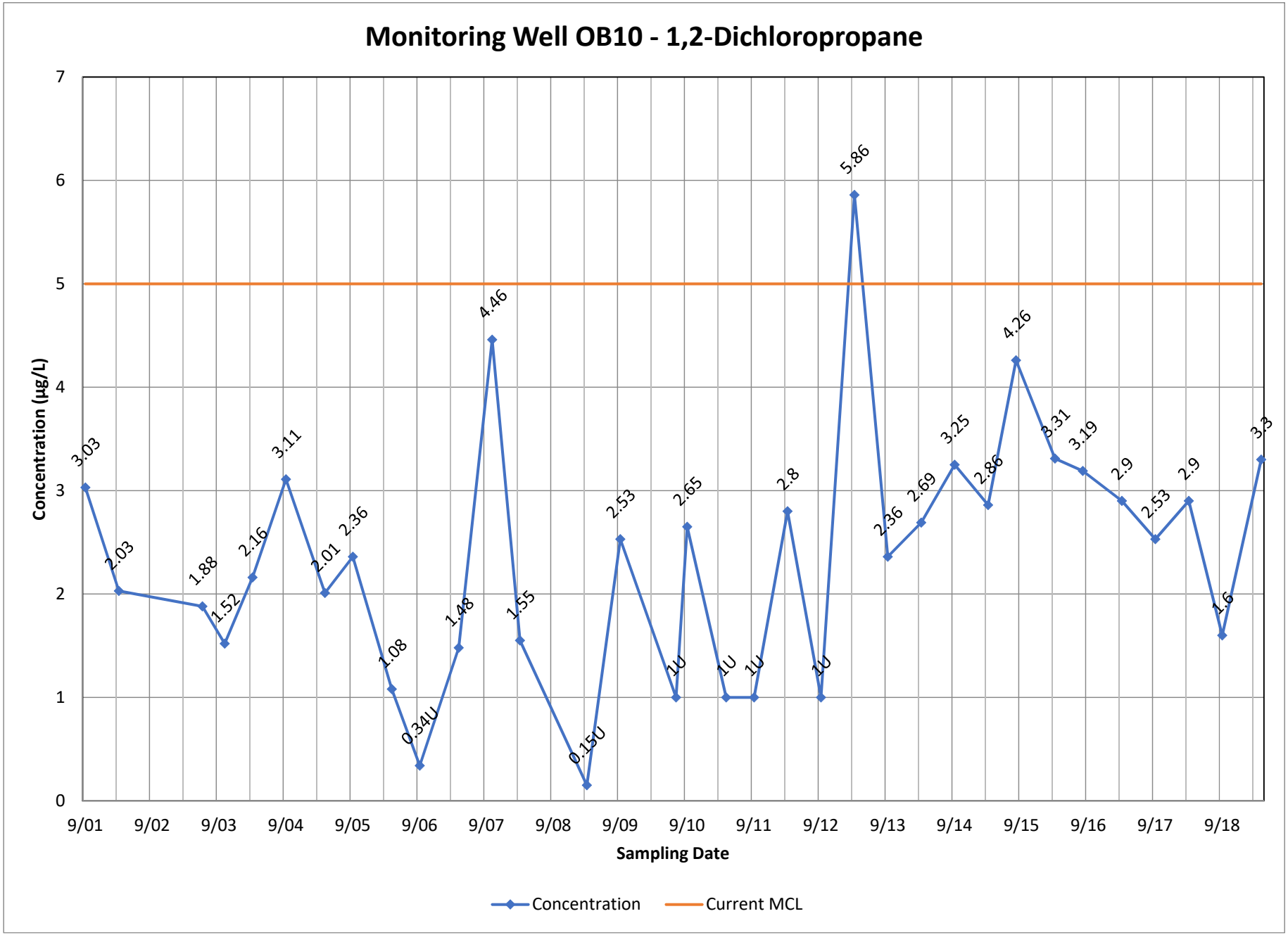
Monitoring Well OB10 - 1,2-Dichloropropane
Concentration (µg/L)
Sampling Date
0
1
2
3
4
5
6
7
9/01
9/02
9/03
9/04
9/05
9/06
9/07
9/08
9/09
9/10
9/11
9/12
9/13
9/14
9/15
9/16
9/17
9/18
3.03
2.03
1.88
1.52
2.16
3.11
2.01
2.36
1.08
0.34U
1.48
4.46
1.55
0.15U
2.53
1U
2.65
1U
1U
2.8
1U
5.86
2.36
2.69
3.25
2.86
4.26
3.31
3.19
2.9
2.53
2.9
1.6
3.3
Concentration
Current MCL

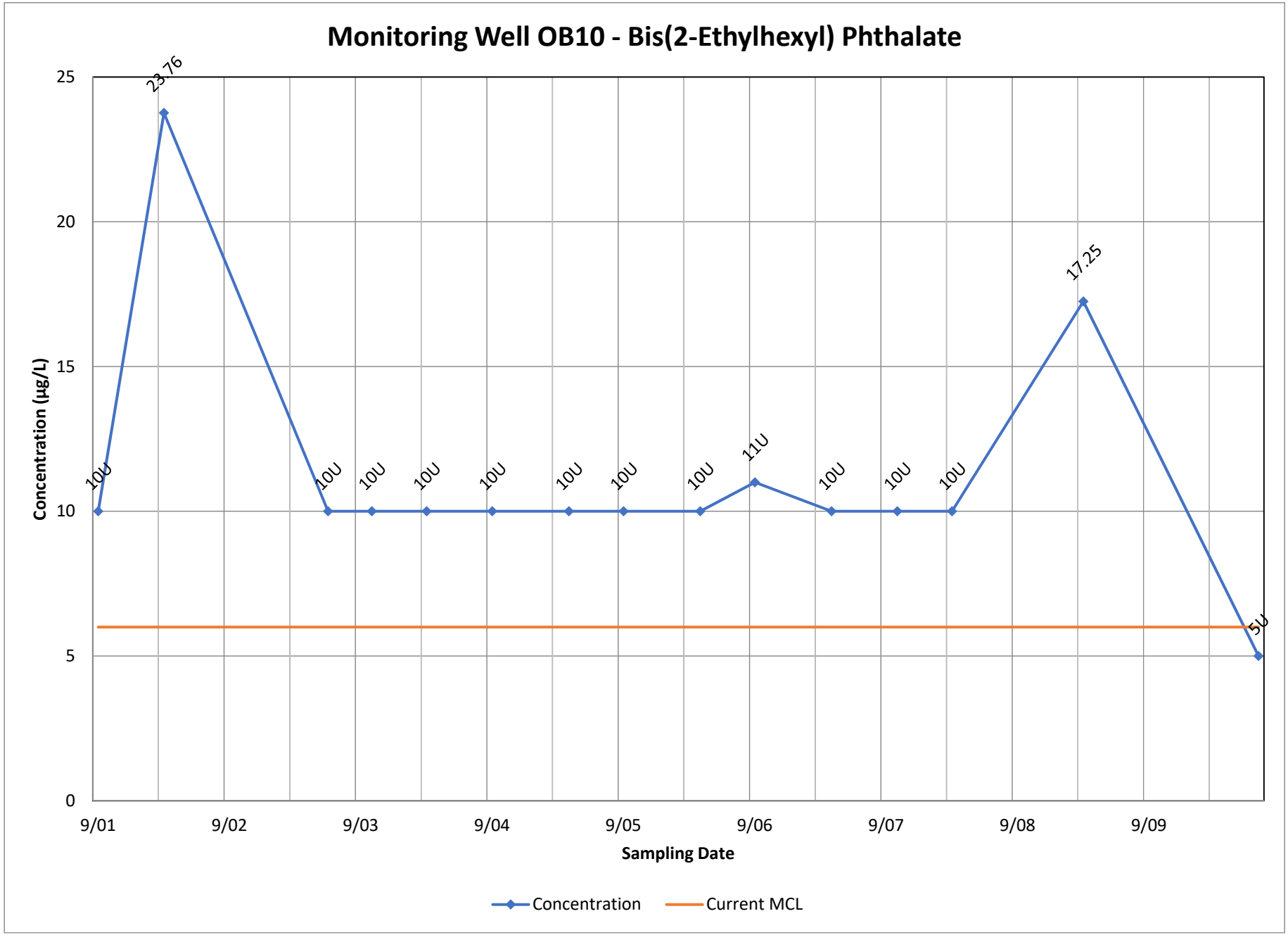
Monitoring Well OB10 - Bis(2-Ethylhexyl) Phthalate
Concentration (µg/L)
25
20
15
10
5
0
23.76
10U
10U
10U
10U
10U
10U
10U
11U
10U
10U
10U
17.25
5U
9/01
9/02
9/03
9/04
9/05
9/06
9/07
9/08
9/09
Sampling Date
Concentration
Current MCL

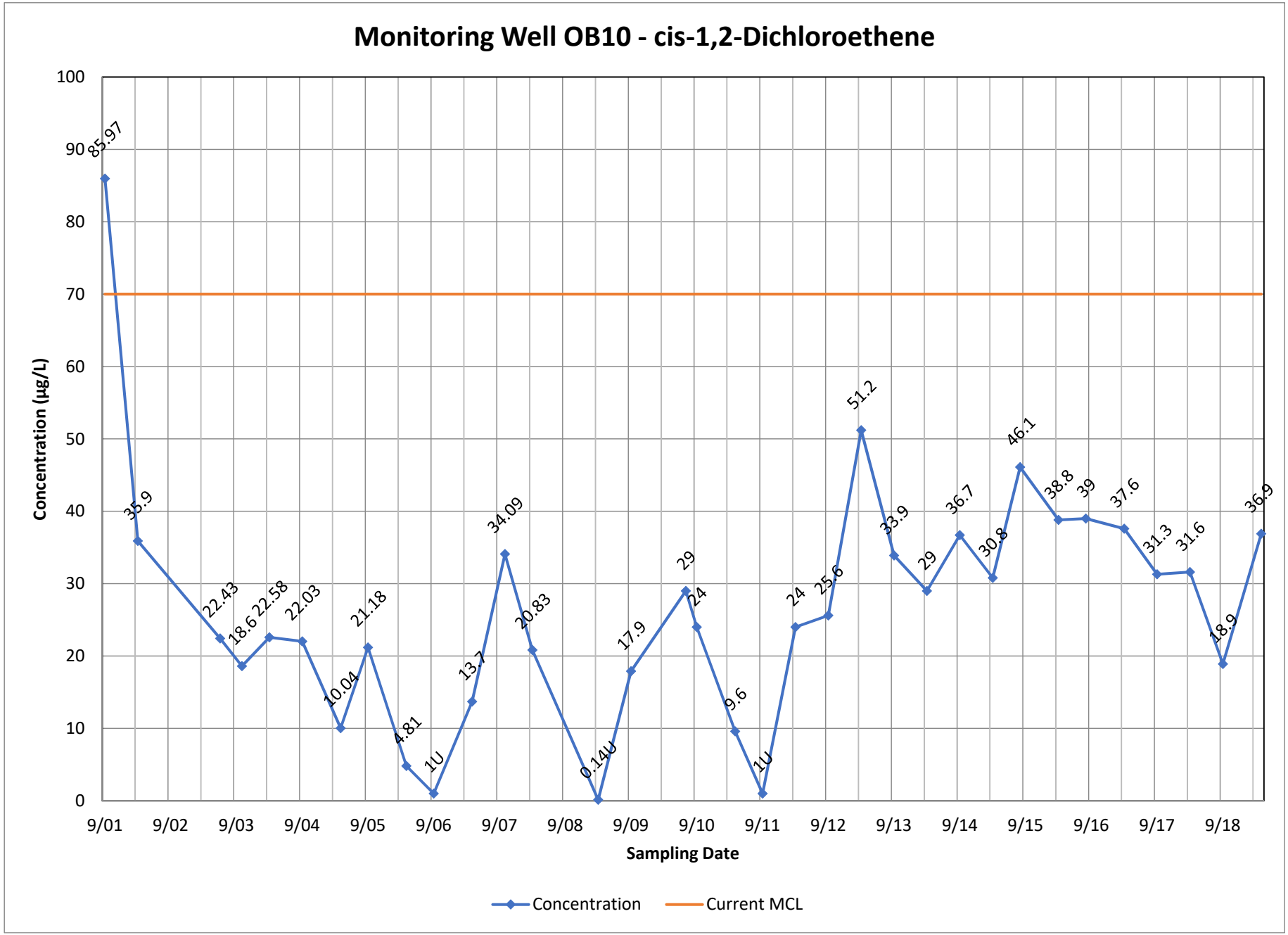
Monitoring Well OB10 - cis-1,2-Dichloroethene
Concentration (µg/L)
100
90
80
70
60
50
40
30
20
10
0
85.97
35.9
22.43
18.6
22.58
22.03
10.04
21.18
4.81
1U
13.7
34.09
20.83
0.14U
17.9
29
24
9.6
1U
24
25.6
51.2
33.9
29
36.7
30.8
46.1
38.8
39
37.6
31.3
31.6
18.9
36.9
9/01
9/02
9/03
9/04
9/05
9/06
9/07
9/08
9/09
9/10
9/11
9/12
9/13
9/14
9/15
9/16
9/17
9/18
Sampling Date
Concentration
Current MCL

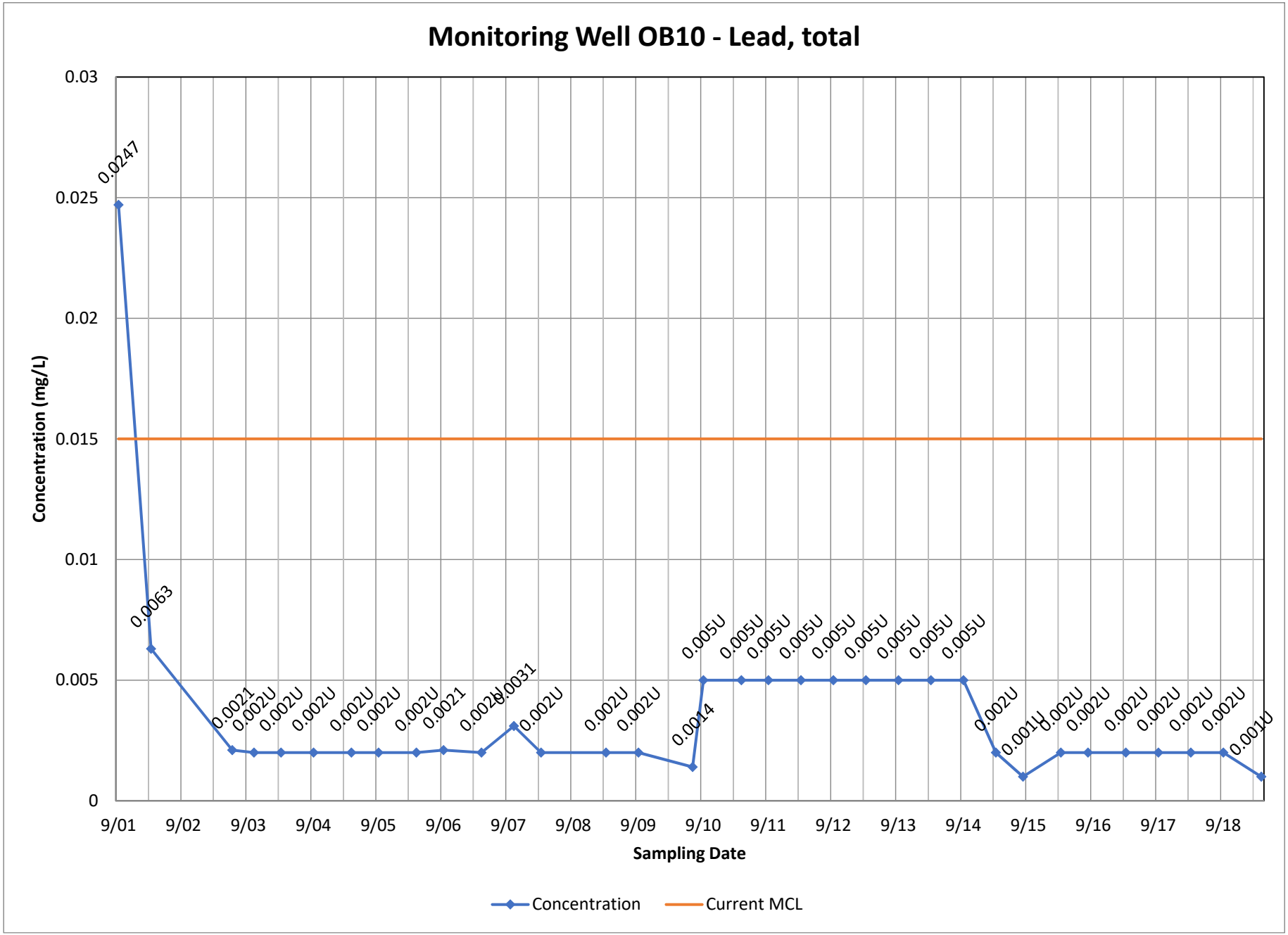
Monitoring Well OB10 - Lead, total
Concentration (mg/L)
0.03
0.025
0.02
0.015
0.01
0.005
0
0.0247
0.0063
0.0021
0.002U
0.0031
0.0014
0.005U
0.001U
9/01
9/02
9/03
9/04
9/05
9/06
9/07
9/08
9/09
9/10
9/11
9/12
9/13
9/14
9/15
9/16
9/17
9/18
Sampling Date
Concentration
Current MCL

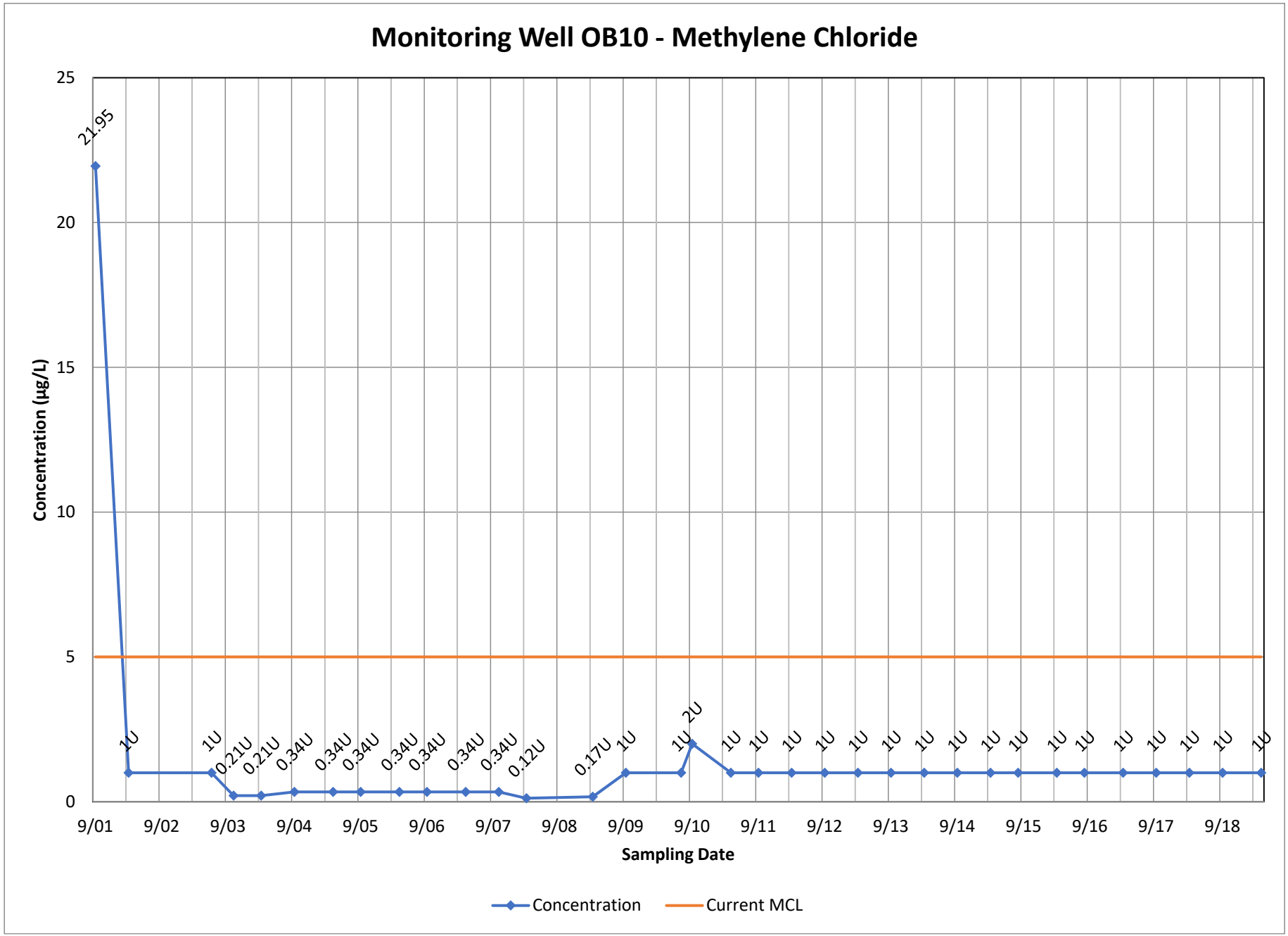
Monitoring Well OB10 - Methylene Chloride
Concentration (µg/L)
25
20
15
10
5
0
21.95
1U
1U
0.21U
0.21U
0.34U
0.34U
0.34U
0.34U
0.34U
0.34U
0.34U
0.12U
0.17U
1U
1U
2U
1U
1U
1U
1U
1U
1U
1U
1U
1U
1U
1U
1U
1U
1U
1U
1U
1U
1U
1U
9/01
9/02
9/03
9/04
9/05
9/06
9/07
9/08
9/09
9/10
9/11
9/12
9/13
9/14
9/15
9/16
9/17
9/18
Sampling Date
Concentration
Current MCL

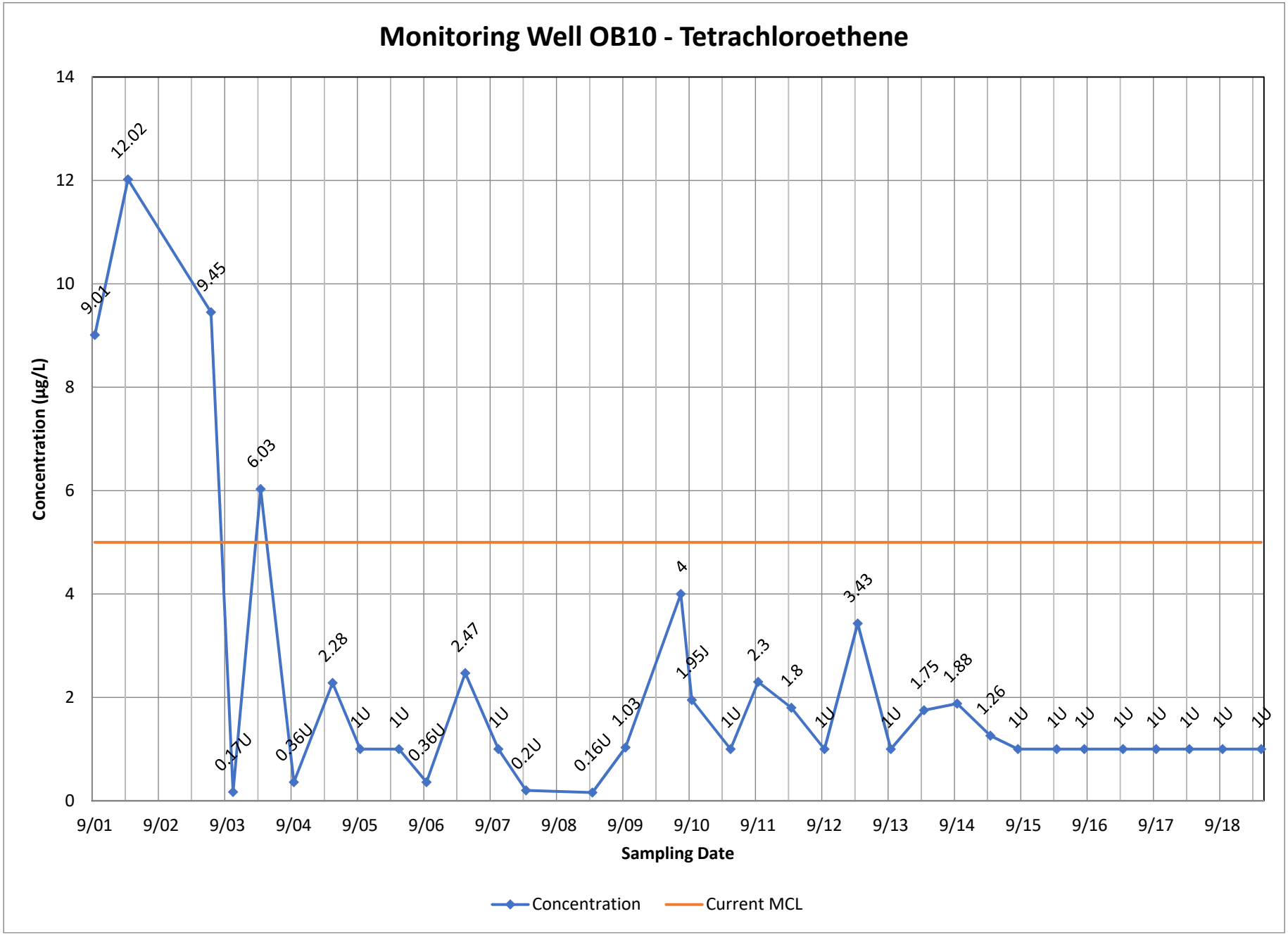
Monitoring Well OB10 - Tetrachloroethene
Concentration (µg/L)
14
12
10
8
6
4
2
0
9/01
9/02
9/03
9/04
9/05
9/06
9/07
9/08
9/09
9/10
9/11
9/12
9/13
9/14
9/15
9/16
9/17
9/18
Sampling Date
9.01
12.02
9.45
0.17U
6.03
0.36U
2.28
1U
1U
0.36U
2.47
1U
0.2U
0.16U
1.03
4
1.95J
1U
2.3
1.8
1U
3.43
1U
1.75
1.88
1.26
1U
1U
1U
1U
1U
1U
1U
1U
Concentration
Current MCL

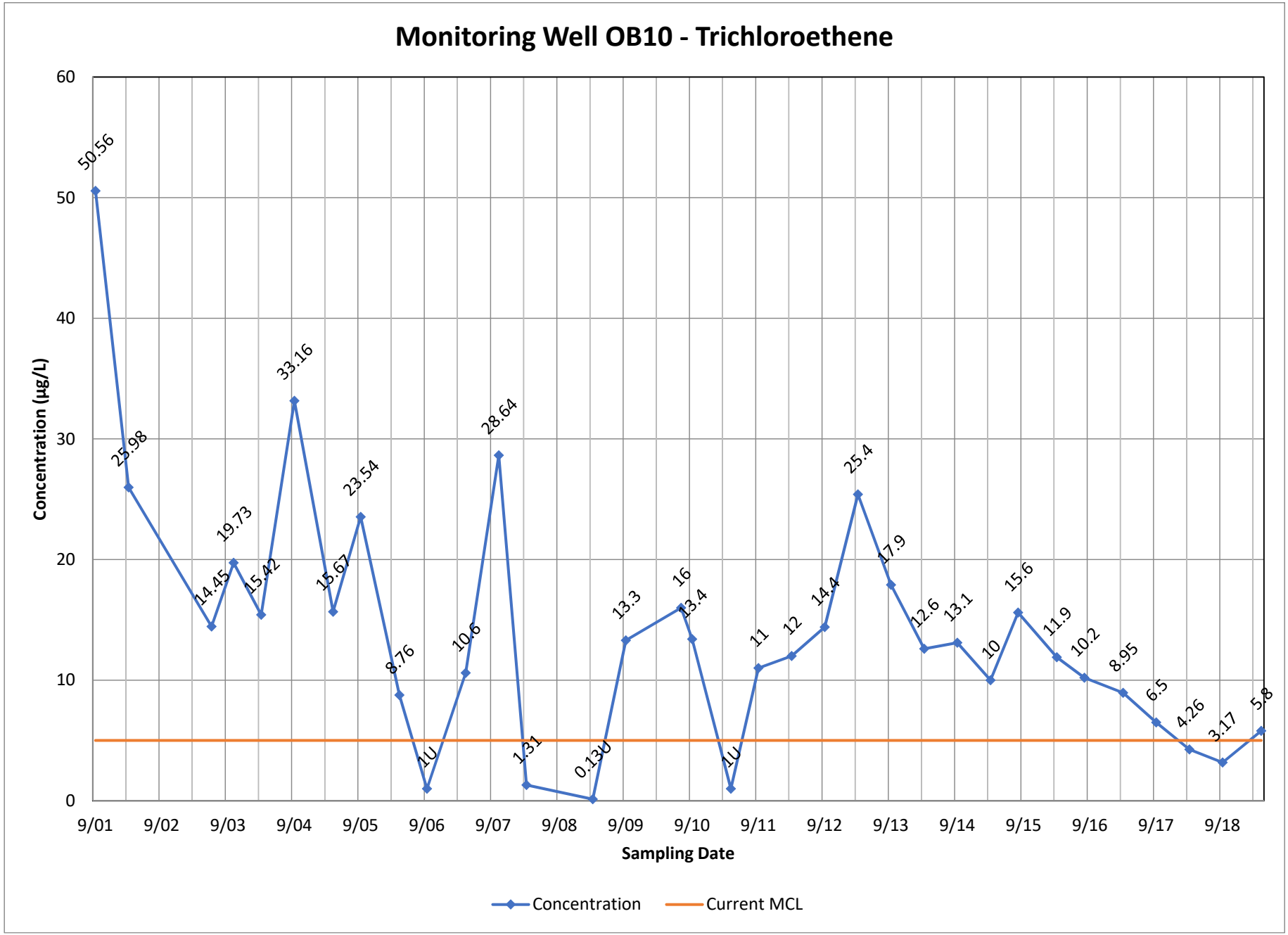
Monitoring Well OB10 - Trichloroethene
Concentration (µg/L)
60
50
40
30
20
10
0
50.56
25.98
14.45
19.73
15.42
33.16
15.67
23.54
8.76
1U
10.6
28.64
1.31
0.13U
13.3
16
13.4
1U
11
12
14.4
25.4
17.9
12.6
13.1
10
15.6
11.9
10.2
8.95
6.5
4.26
3.17
5.8
9/01
9/02
9/03
9/04
9/05
9/06
9/07
9/08
9/09
9/10
9/11
9/12
9/13
9/14
9/15
9/16
9/17
9/18
Sampling Date
Concentration
Current MCL

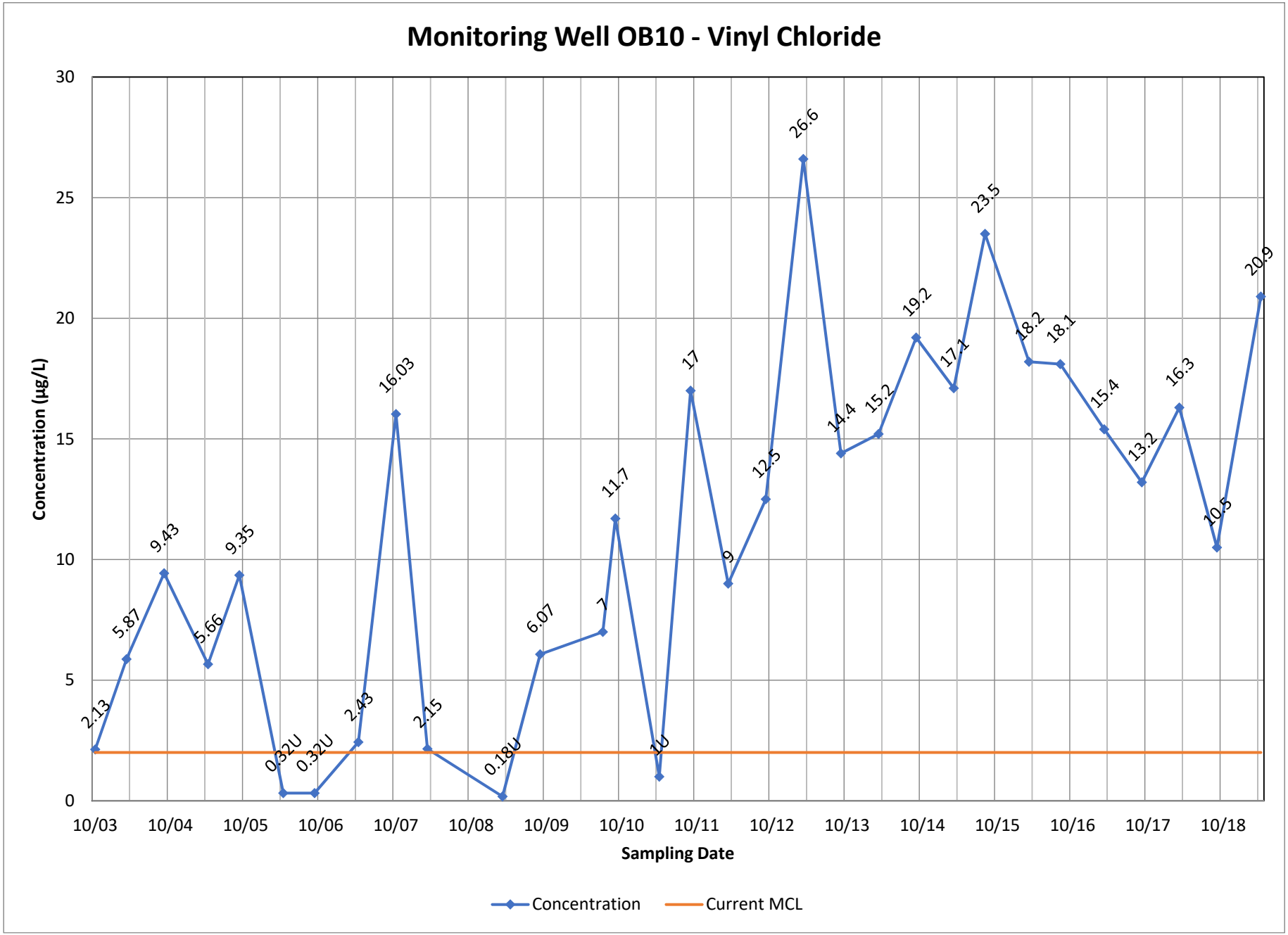
Monitoring Well OB10 - Vinyl Chloride
Concentration (µg/L)
30
25
20
15
10
5
0
2.13
5.87
9.43
5.66
9.35
0.32U
0.32U
2.43
16.03
2.15
0.18U
6.07
7
11.7
1U
17
9
12.5
26.6
14.4
15.2
19.2
17.1
23.5
18.2
18.1
15.4
13.2
16.3
10.5
20.9
10/03
10/04
10/05
10/06
10/07
10/08
10/09
10/10
10/11
10/12
10/13
10/14
10/15
10/16
10/17
10/18
Sampling Date
Concentration
Current MCL

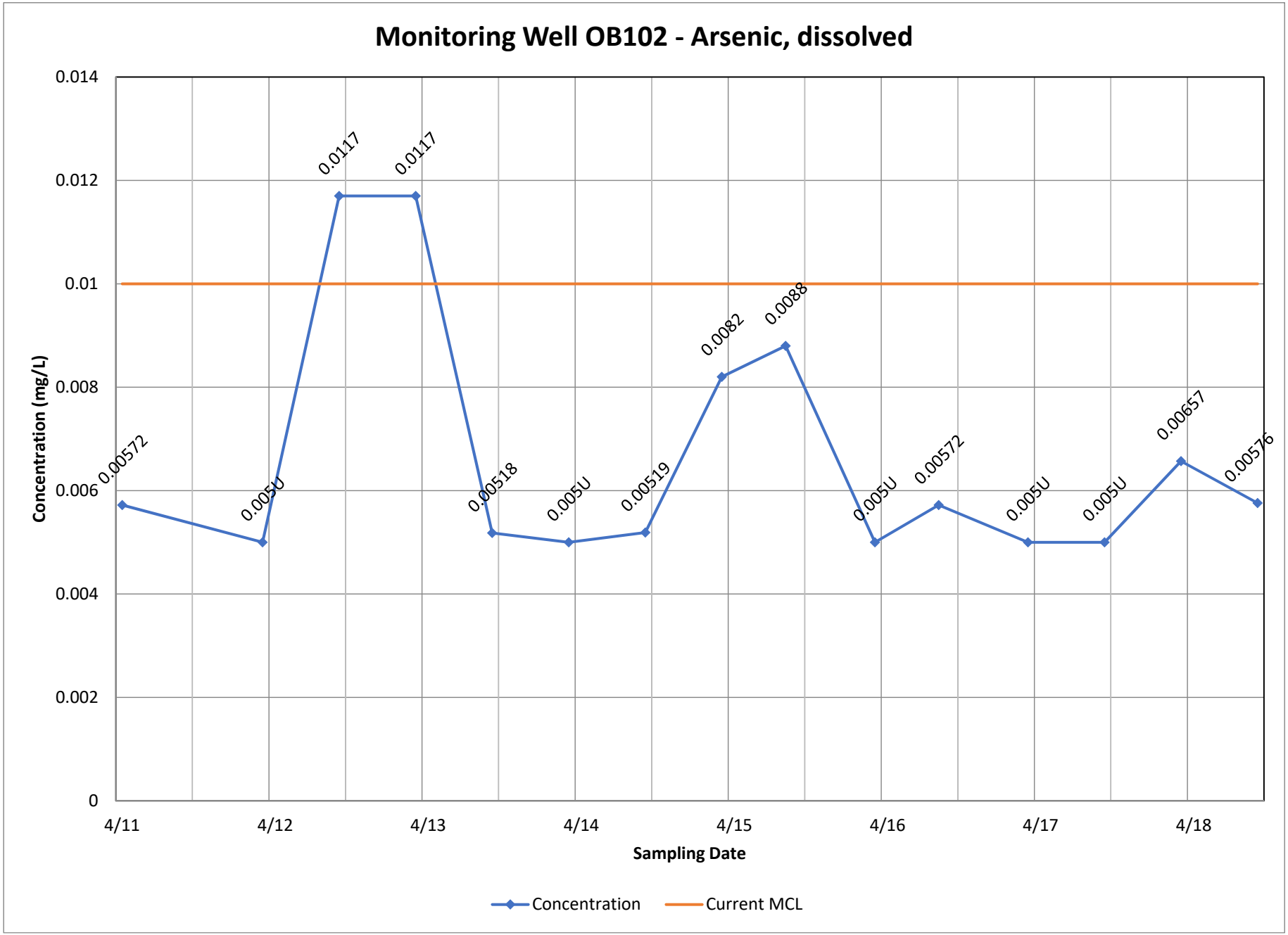
Monitoring Well OB102 - Arsenic, dissolved
Concentration (mg/L)
0.014
0.012
0.01
0.008
0.006
0.004
0.002
0
0.00572
0.005U
0.0117
0.0117
0.00518
0.005U
0.00519
0.0082
0.0088
0.005U
0.00572
0.005U
0.005U
0.00657
0.00576
4/11
4/12
4/13
4/14
4/15
4/16
4/17
4/18
Sampling Date
Concentration
Current MCL

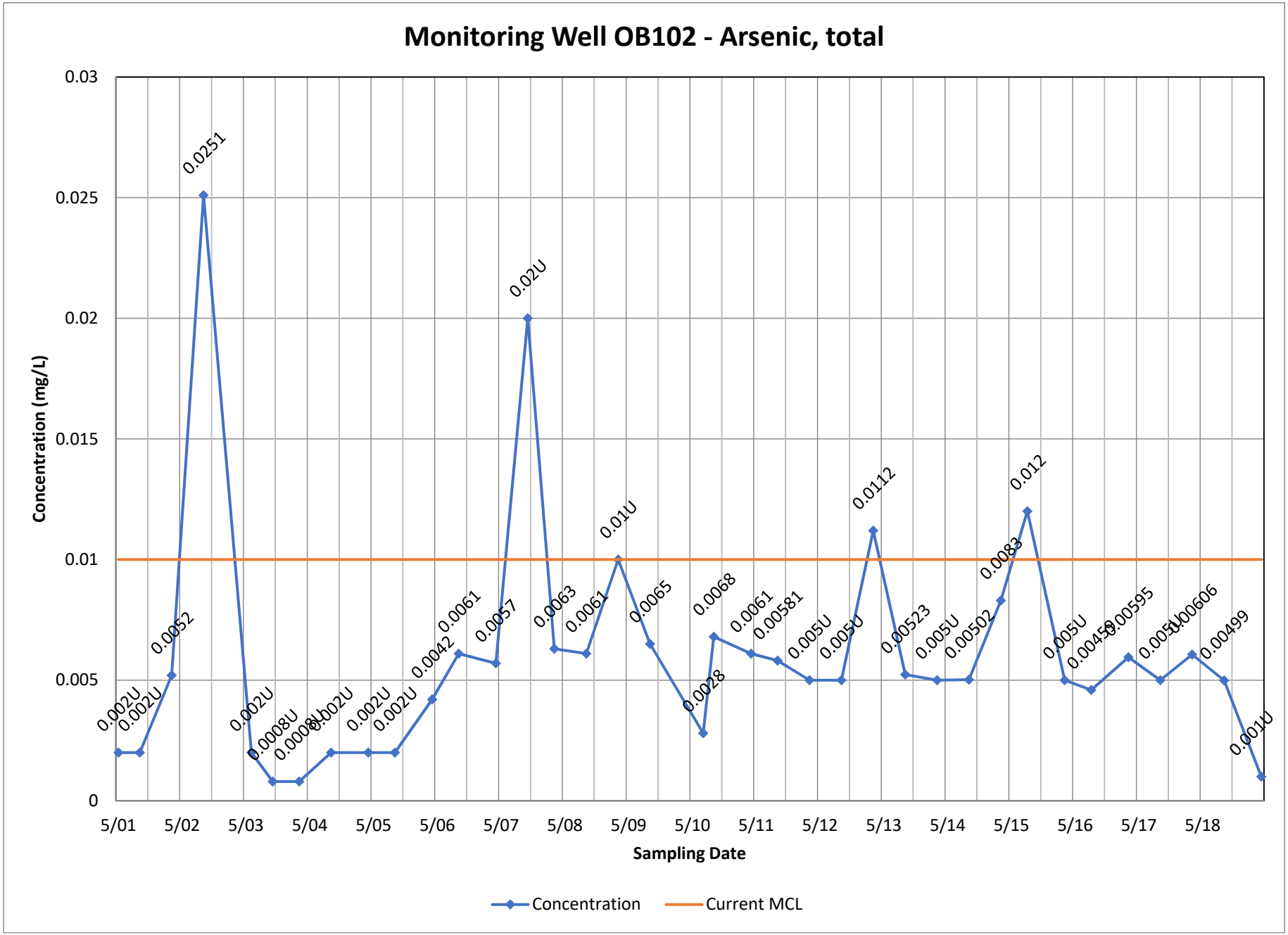
Monitoring Well OB102 - Arsenic, total
Concentration (mg/L)
0.03
0.025
0.02
0.015
0.01
0.005
0
5/01
5/02
5/03
5/04
5/05
5/06
5/07
5/08
5/09
5/10
5/11
5/12
5/13
5/14
5/15
5/16
5/17
5/18
Sampling Date
0.002U
0.002U
0.0052
0.0251
0.002U
0.0008U
0.0008U
0.002U
0.002U
0.002U
0.0042
0.0061
0.0057
0.02U
0.0063
0.0061
0.01U
0.0065
0.0028
0.0068
0.0061
0.00581
0.005U
0.005U
0.0112
0.00523
0.005U
0.00502
0.0083
0.012
0.005U
0.00459
0.00595
0.005U
0.00606
0.00499
0.001U
Concentration
Current MCL

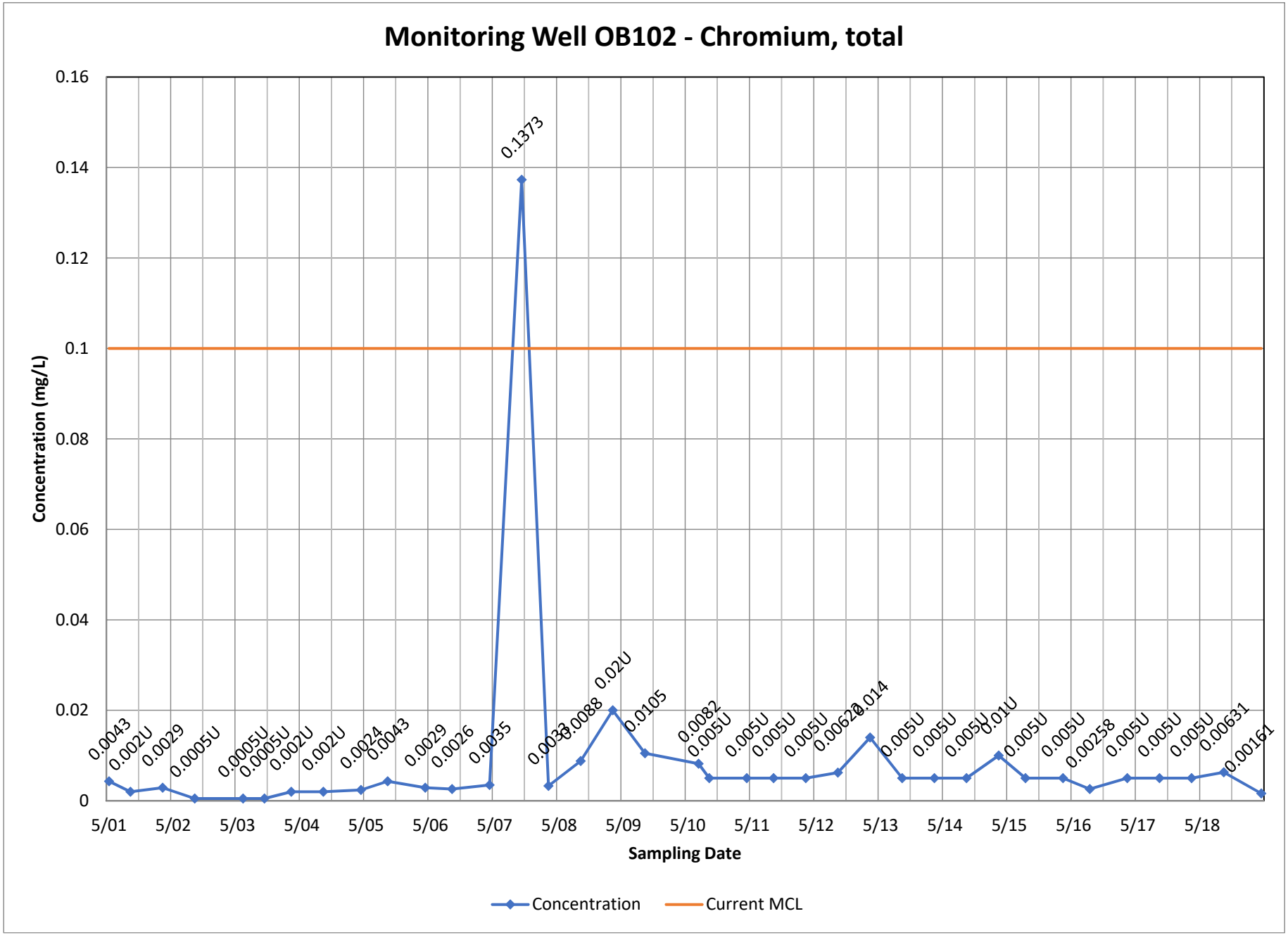
Monitoring Well OB102 - Chromium, total
Concentration (mg/L)
0.16
0.14
0.12
0.1
0.08
0.06
0.04
0.02
0
0.1373
0.0043
0.002U
0.0029
0.0005U
0.0005U
0.0005U
0.002U
0.002U
0.0024
0.0043
0.0029
0.0026
0.0035
0.0033
0.0088
0.02U
0.0105
0.0082
0.005U
0.005U
0.005U
0.005U
0.00628
0.014
0.005U
0.005U
0.005U
0.01U
0.005U
0.005U
0.00258
0.005U
0.005U
0.005U
0.00631
0.00161
5/01
5/02
5/03
5/04
5/05
5/06
5/07
5/08
5/09
5/10
5/11
5/12
5/13
5/14
5/15
5/16
5/17
5/18
Sampling Date
Concentration
Current MCL

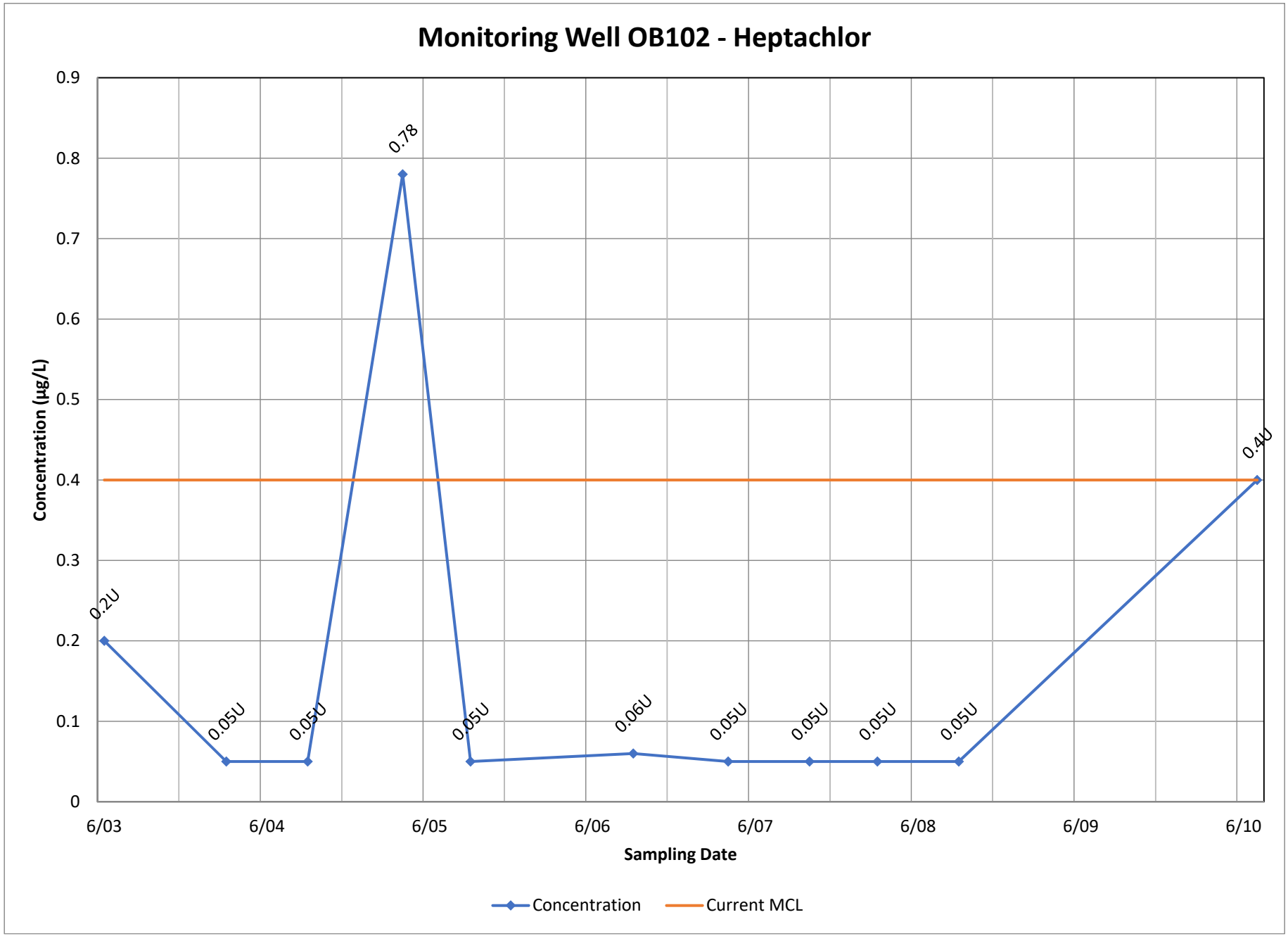
Monitoring Well OB102 - Heptachlor
Concentration (µg/L)
0.9
0.8
0.7
0.6
0.5
0.4
0.3
0.2
0.1
0
0.2U
0.05U
0.05U
0.78
0.05U
0.06U
0.05U
0.05U
0.05U
0.05U
0.4U
6/03
6/04
6/05
6/06
6/07
6/08
6/09
6/10
Sampling Date
Concentration
Current MCL

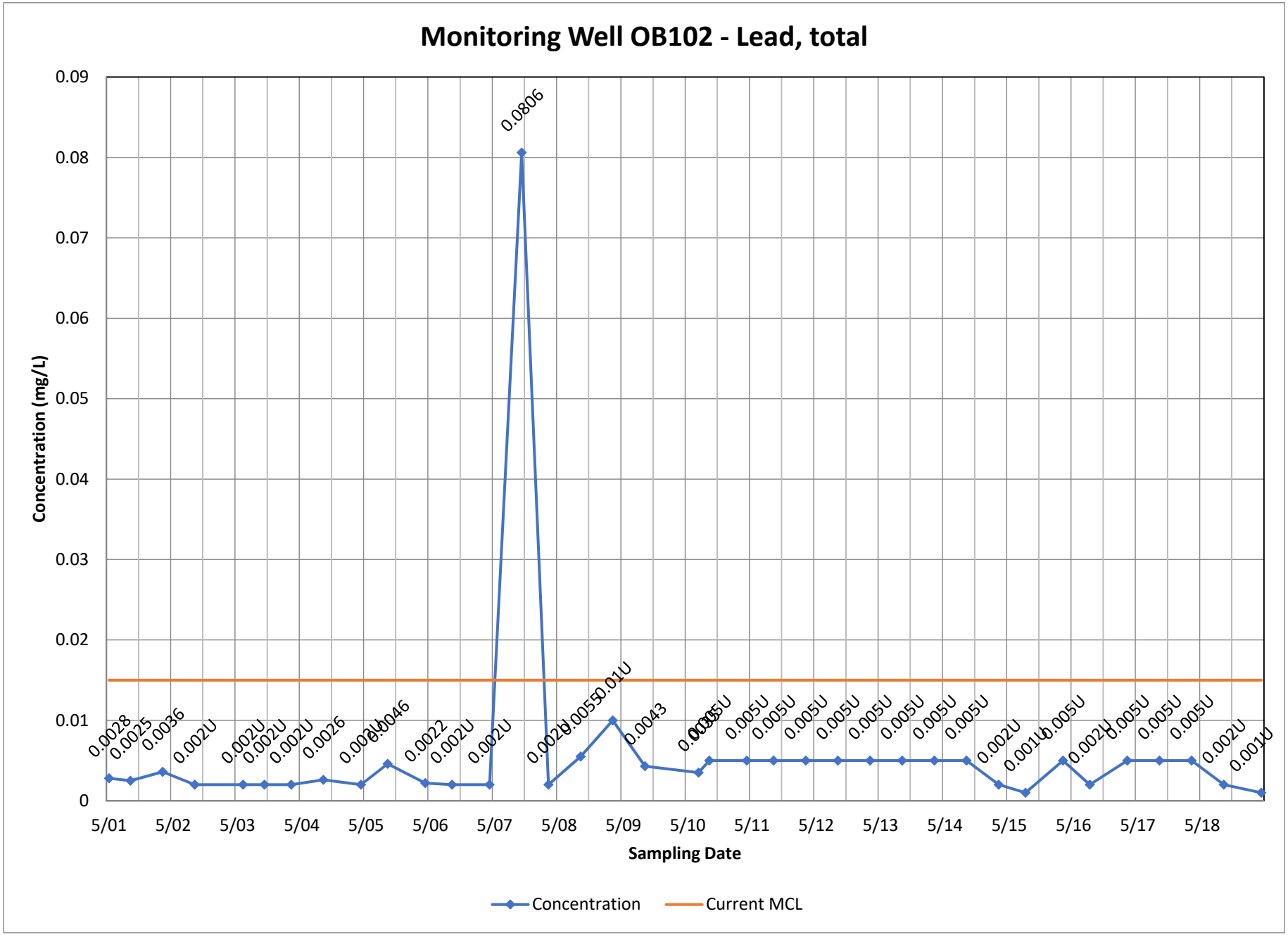
Monitoring Well OB102 - Lead, total
Concentration (mg/L)
0.09
0.08
0.07
0.06
0.05
0.04
0.03
0.02
0.01
0
0.0806
0.0028
0.0025
0.0036
0.002U
0.002U
0.002U
0.002U
0.0026
0.0046
0.0022
0.002U
0.002U
0.0055
0.01U
0.0043
0.005U
0.005U
0.005U
0.005U
0.005U
0.005U
0.005U
0.005U
0.002U
0.001U
0.005U
0.002U
0.005U
0.005U
0.005U
0.002U
0.001U
5/01
5/02
5/03
5/04
5/05
5/06
5/07
5/08
5/09
5/10
5/11
5/12
5/13
5/14
5/15
5/16
5/17
5/18
Sampling Date
Concentration
Current MCL

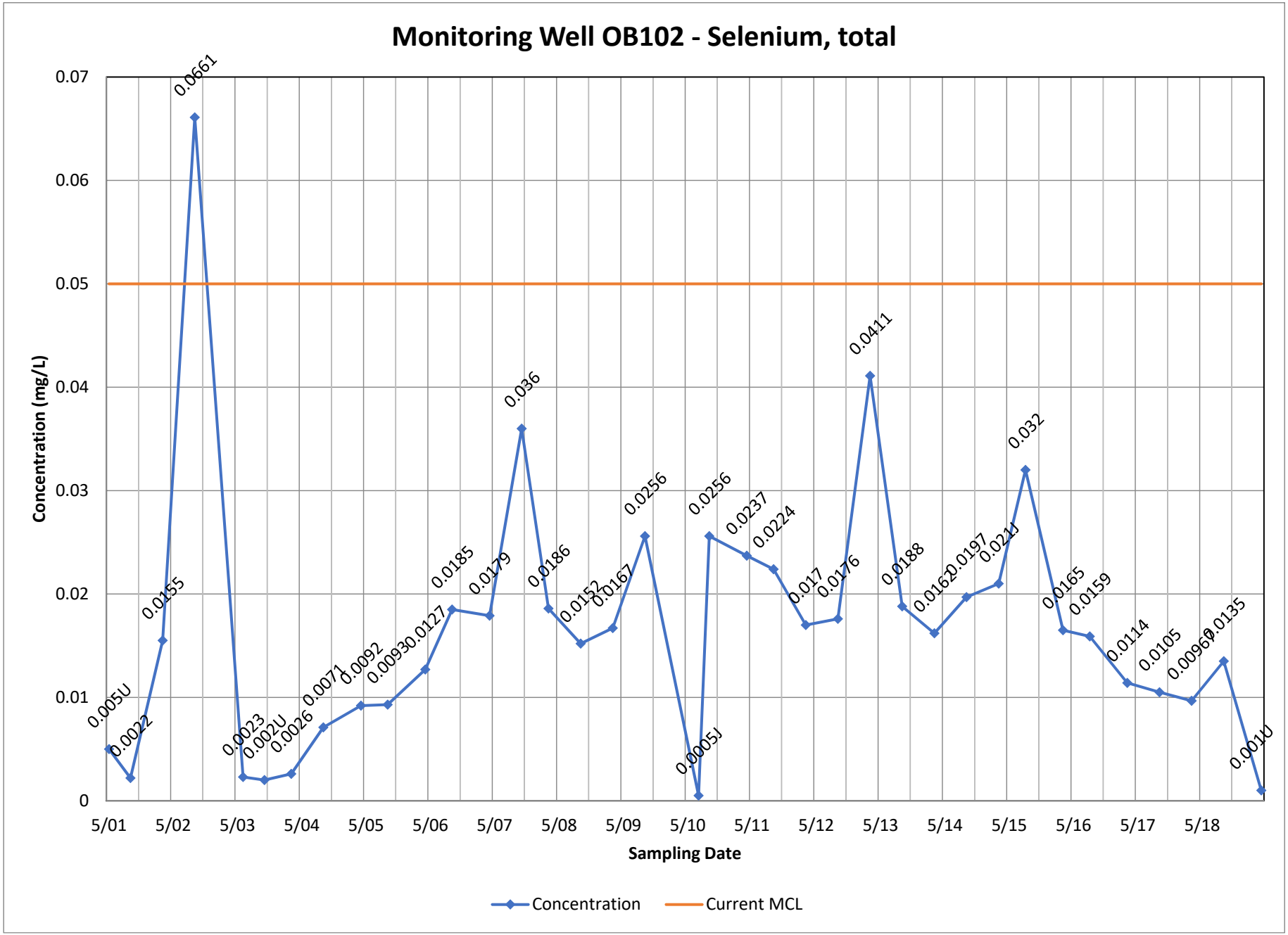
Monitoring Well OB102 - Selenium, total
Concentration (mg/L)
0.07
0.06
0.05
0.04
0.03
0.02
0.01
0
0.005U
0.0022
0.0155
0.0661
0.0023
0.002U
0.0026
0.0071
0.0092
0.0093
0.0127
0.0185
0.0179
0.036
0.0186
0.0152
0.0167
0.0256
0.0005J
0.0256
0.0237
0.0224
0.017
0.0176
0.0411
0.0188
0.0162
0.0197
0.0211
0.032
0.0165
0.0159
0.0114
0.0105
0.00960
0.0135
0.001U
5/01
5/02
5/03
5/04
5/05
5/06
5/07
5/08
5/09
5/10
5/11
5/12
5/13
5/14
5/15
5/16
5/17
5/18
Sampling Date
Concentration
Current MCL

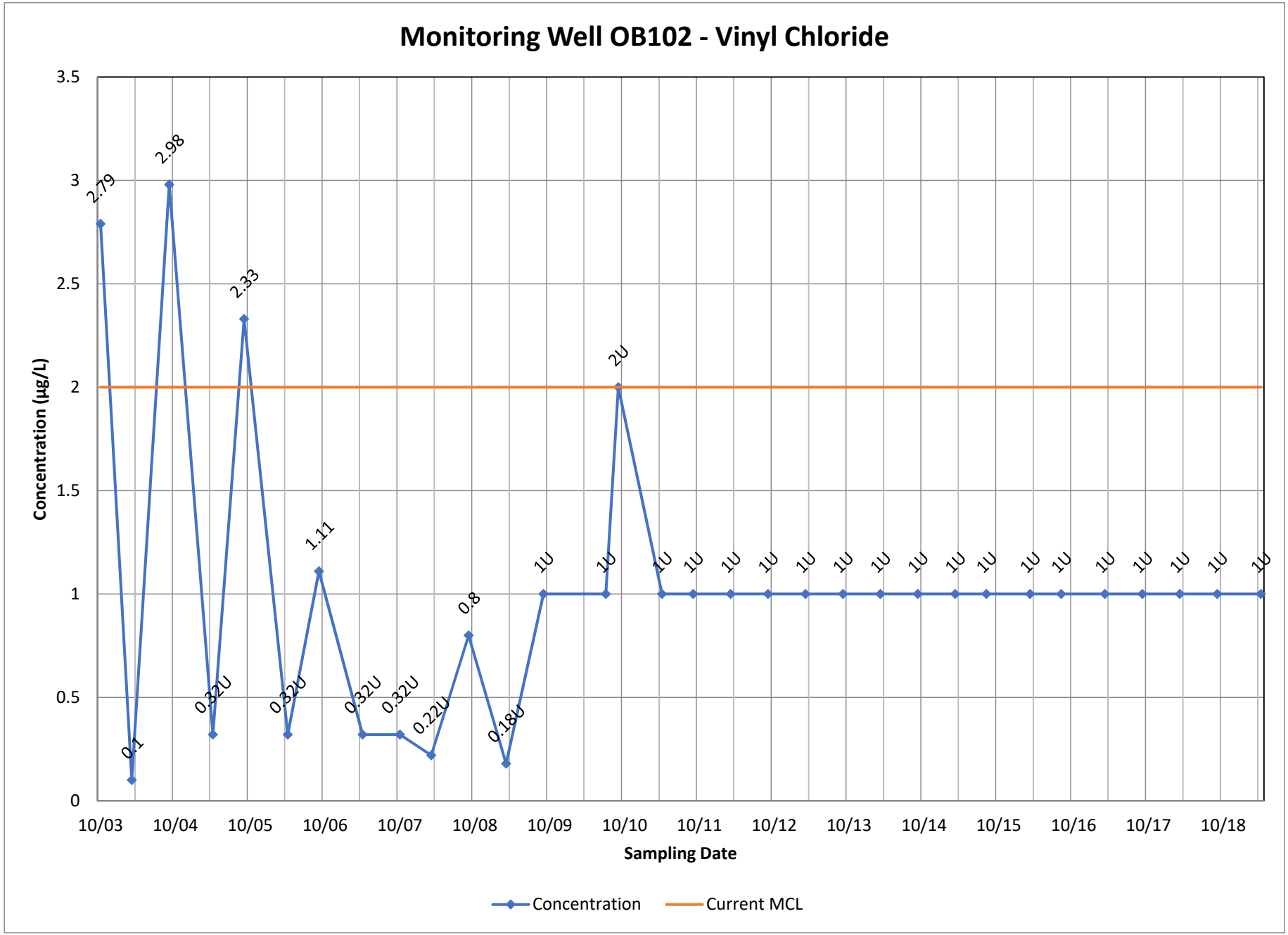
Monitoring Well OB102 - Vinyl Chloride
Concentration (µg/L)
3.5
3
2.5
2
1.5
1
0.5
0
2.79
0.1
2.98
0.32U
2.33
0.32U
1.11
0.32U
0.32U
0.22U
0.8
0.18U
1U
1U
2U
1U
1U
1U
1U
1U
1U
1U
1U
1U
1U
1U
1U
1U
1U
1U
1U
1U
1U
10/03
10/04
10/05
10/06
10/07
10/08
10/09
10/10
10/11
10/12
10/13
10/14
10/15
10/16
10/17
10/18
Sampling Date
Concentration
Current MCL

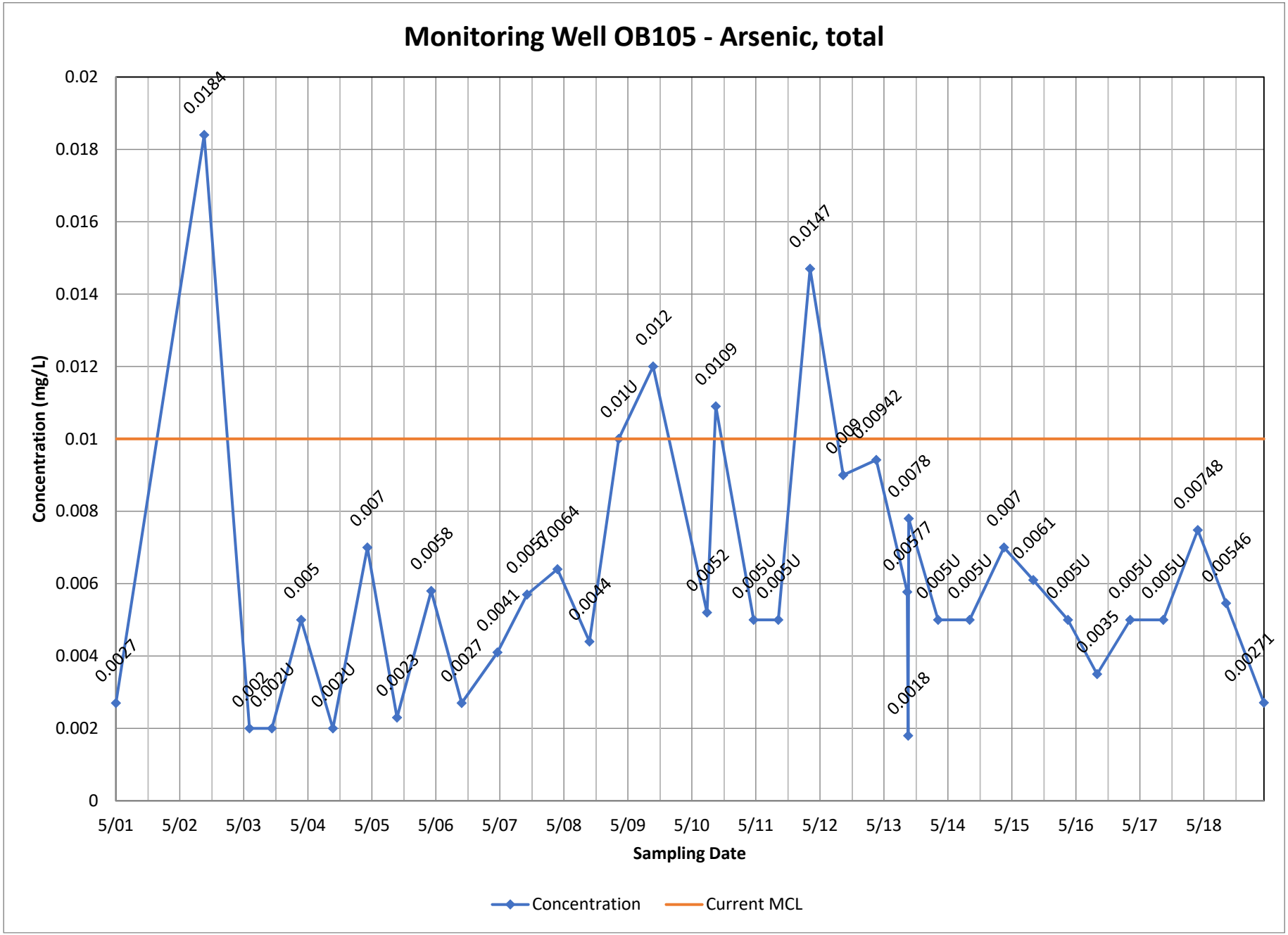
Monitoring Well OB105 - Arsenic, total
Concentration (mg/L)
0.02
0.018
0.016
0.014
0.012
0.01
0.008
0.006
0.004
0.002
0
5/01
5/02
5/03
5/04
5/05
5/06
5/07
5/08
5/09
5/10
5/11
5/12
5/13
5/14
5/15
5/16
5/17
5/18
Sampling Date
0.0027
0.0184
0.002
0.002U
0.005
0.002U
0.007
0.0023
0.0058
0.0027
0.0041
0.0057
0.0064
0.0044
0.01U
0.012
0.0052
0.0109
0.005U
0.005U
0.0147
0.009
0.00942
0.0078
0.00577
0.0018
0.005U
0.005U
0.007
0.0061
0.005U
0.0035
0.005U
0.005U
0.00748
0.00546
0.00271
Concentration
Current MCL

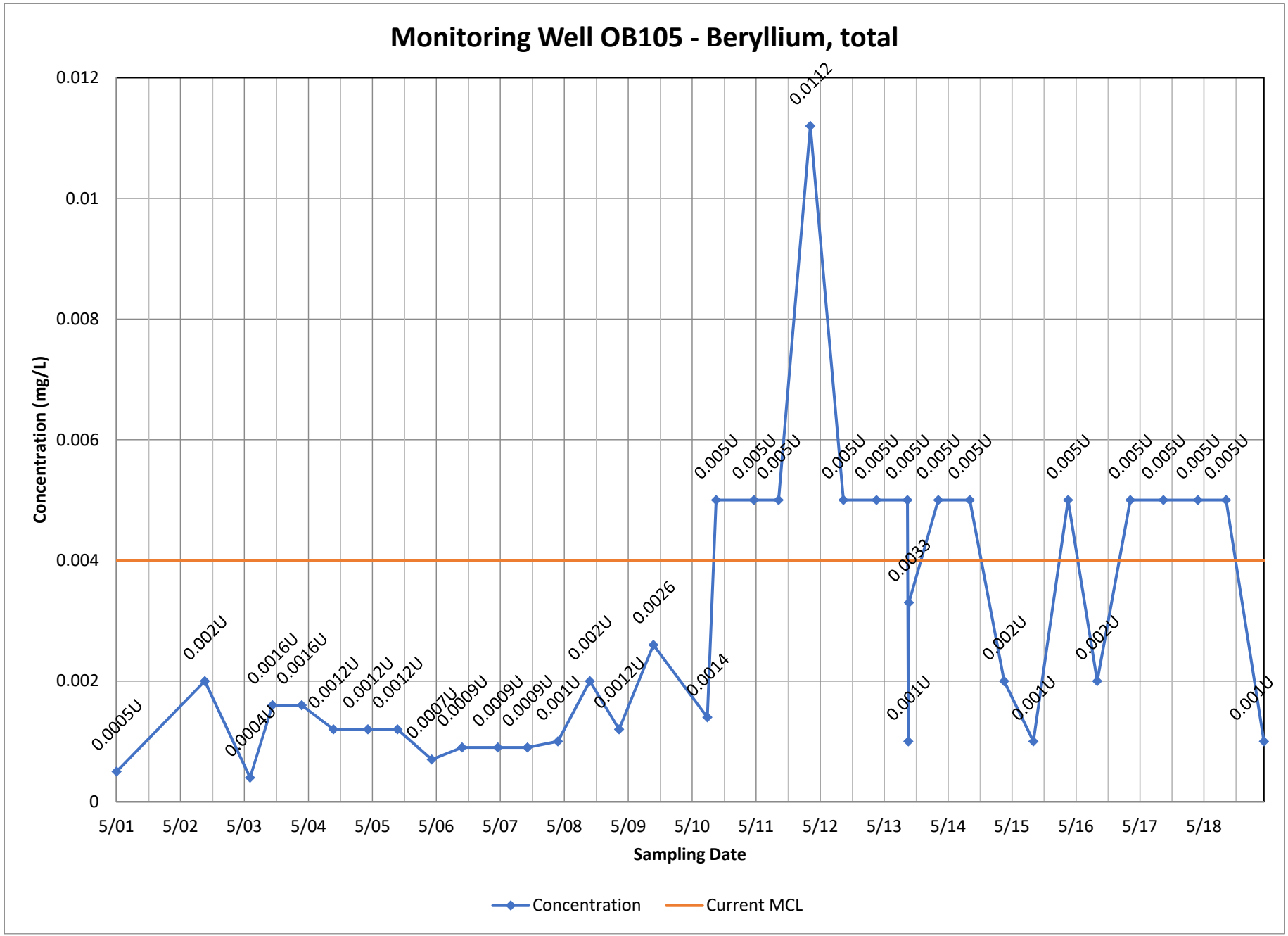
Monitoring Well OB105 - Beryllium, total
Concentration (mg/L)
0.012
0.01
0.008
0.006
0.004
0.002
0
5/01
5/02
5/03
5/04
5/05
5/06
5/07
5/08
5/09
5/10
5/11
5/12
5/13
5/14
5/15
5/16
5/17
5/18
Sampling Date
0.0005U
0.002U
0.0004U
0.0016U
0.0016U
0.0012U
0.0012U
0.0012U
0.0007U
0.0009U
0.0009U
0.0009U
0.001U
0.002U
0.0012U
0.0026
0.0014
0.005U
0.005U
0.005U
0.0112
0.005U
0.005U
0.005U
0.0033
0.001U
0.005U
0.005U
0.002U
0.001U
0.005U
0.002U
0.005U
0.005U
0.005U
0.005U
0.001U
Concentration
Current MCL

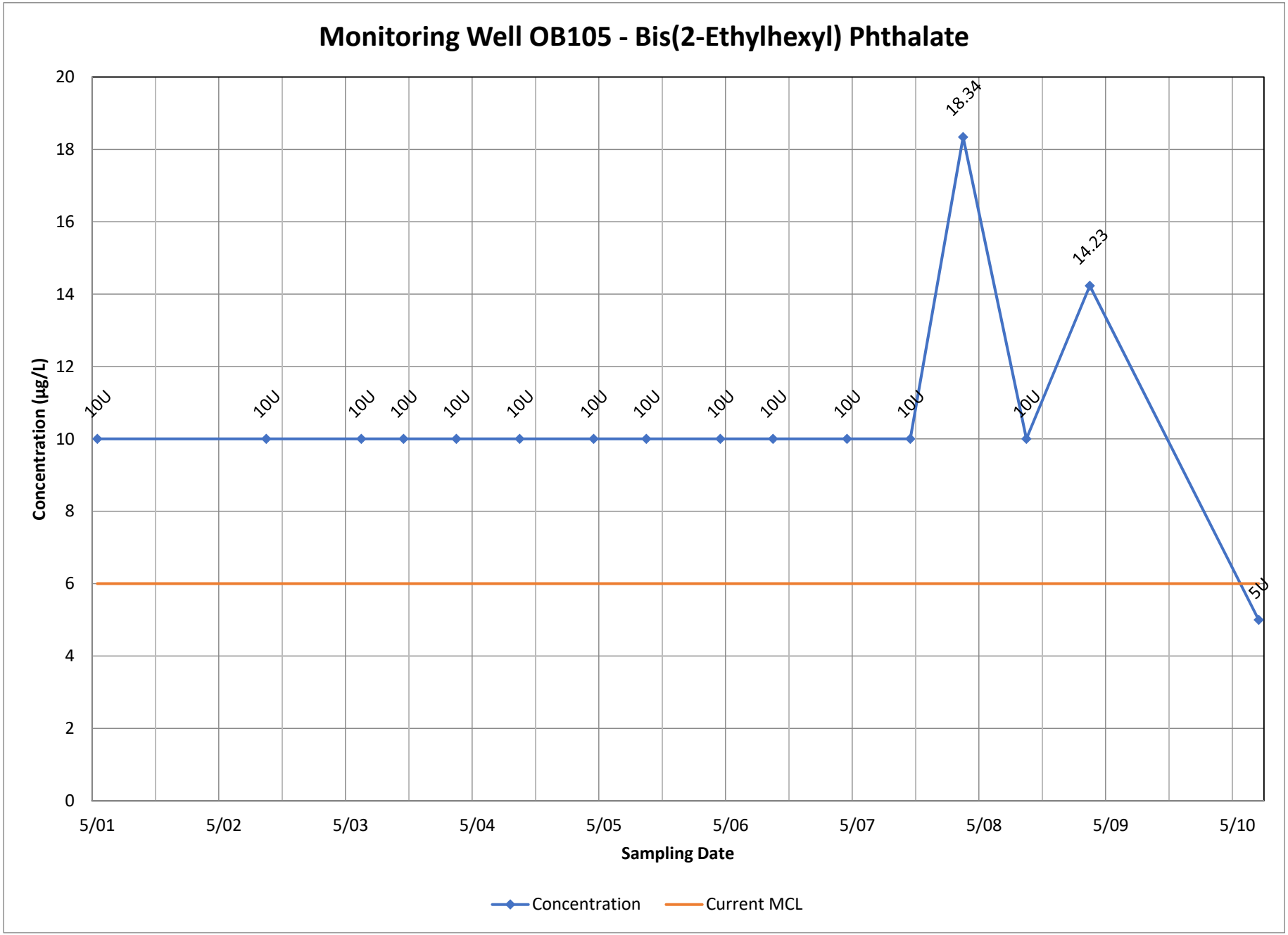
Monitoring Well OB105 - Bis(2-Ethylhexyl) Phthalate
Concentration (µg/L)
20
18
16
14
12
10
8
6
4
2
0
10U
10U
10U
10U
10U
10U
10U
10U
10U
10U
10U
10U
18.34
10U
14.23
5U
5/01
5/02
5/03
5/04
5/05
5/06
5/07
5/08
5/09
5/10
Sampling Date
Concentration
Current MCL

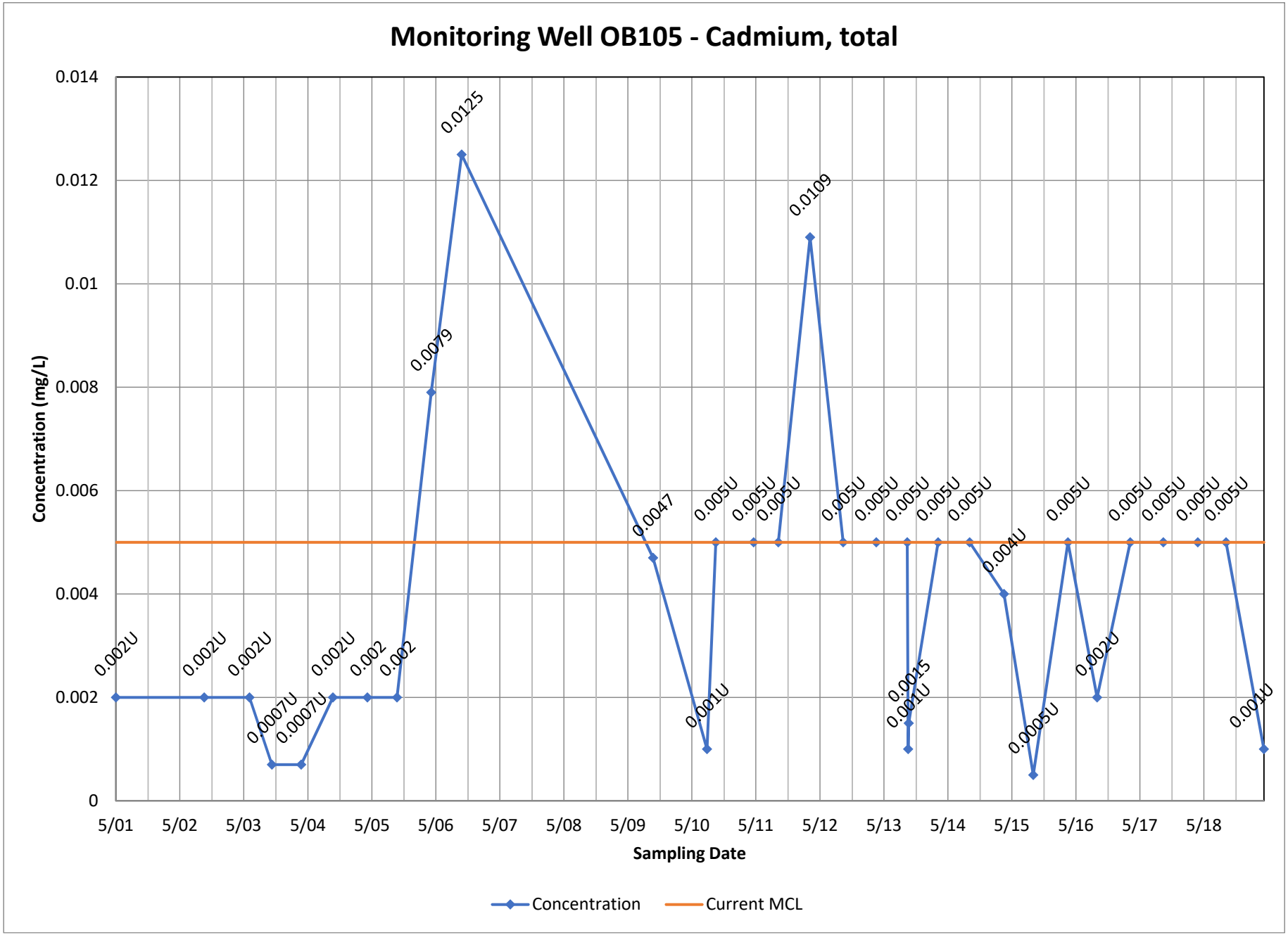
Monitoring Well OB105 - Cadmium, total
Concentration (mg/L)
0.014
0.012
0.01
0.008
0.006
0.004
0.002
0
5/01
5/02
5/03
5/04
5/05
5/06
5/07
5/08
5/09
5/10
5/11
5/12
5/13
5/14
5/15
5/16
5/17
5/18
Sampling Date
0.002U
0.002U
0.002U
0.0007U
0.0007U
0.002U
0.002
0.002
0.0079
0.0125
0.0047
0.001U
0.005U
0.005U
0.005U
0.0109
0.005U
0.005U
0.005U
0.0015
0.001U
0.005U
0.005U
0.004U
0.0005U
0.005U
0.002U
0.005U
0.005U
0.005U
0.005U
0.001U
Concentration
Current MCL

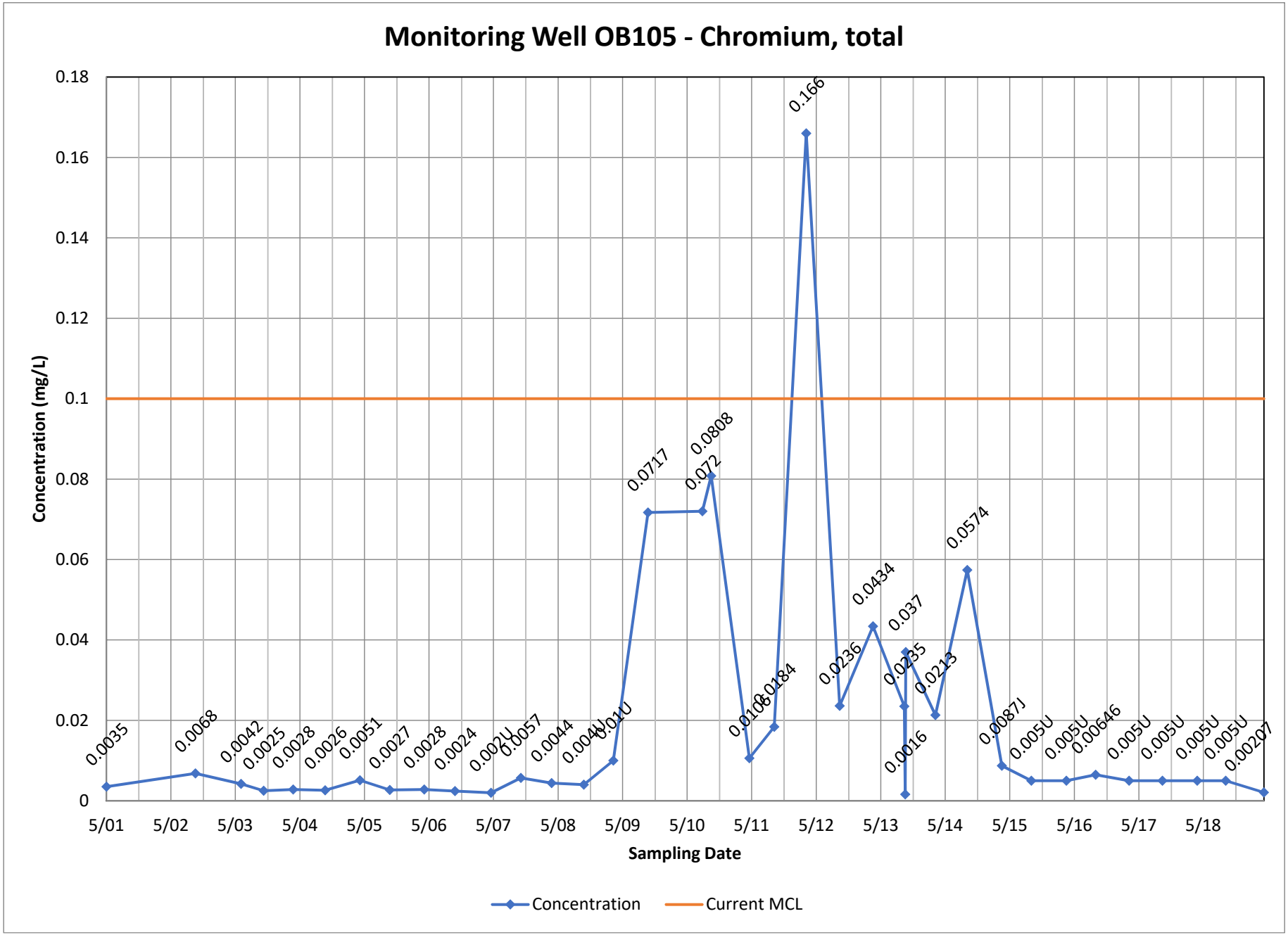
Monitoring Well OB105 - Chromium, total
Concentration (mg/L)
0.18
0.16
0.14
0.12
0.1
0.08
0.06
0.04
0.02
0
5/01
5/02
5/03
5/04
5/05
5/06
5/07
5/08
5/09
5/10
5/11
5/12
5/13
5/14
5/15
5/16
5/17
5/18
Sampling Date
0.0035
0.0068
0.0042
0.0025
0.0028
0.0026
0.0051
0.0027
0.0028
0.0024
0.002U
0.0057
0.0044
0.0040
0.010
0.0717
0.0808
0.072
0.0106
0.0184
0.166
0.0236
0.0434
0.037
0.0235
0.0016
0.0213
0.0574
0.0087J
0.005U
0.005U
0.00646
0.005U
0.005U
0.005U
0.005U
0.00207
Concentration
Current MCL

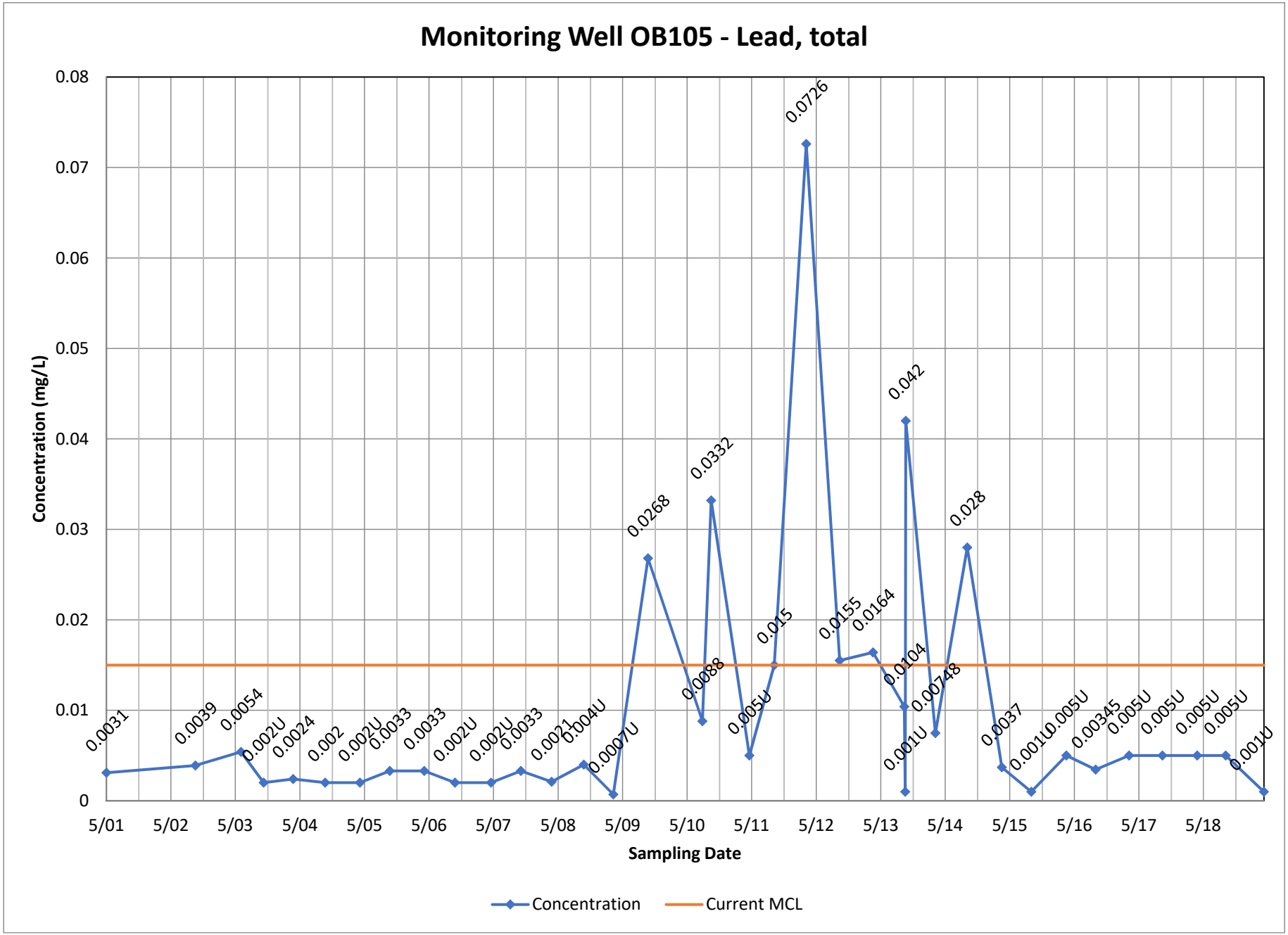
Monitoring Well OB105 - Lead, total
Concentration (mg/L)
0.08
0.07
0.06
0.05
0.04
0.03
0.02
0.01
0
5/01
5/02
5/03
5/04
5/05
5/06
5/07
5/08
5/09
5/10
5/11
5/12
5/13
5/14
5/15
5/16
5/17
5/18
Sampling Date
0.0031
0.0039
0.0054
0.002U
0.0024
0.002
0.002U
0.0033
0.0033
0.002U
0.002U
0.0033
0.0021
0.004U
0.0007U
0.0268
0.0088
0.0332
0.005U
0.015
0.0726
0.0155
0.0164
0.0104
0.001U
0.042
0.00748
0.028
0.0037
0.0010
0.005U
0.00345
0.005U
0.005U
0.005U
0.005U
0.001U
Concentration
Current MCL

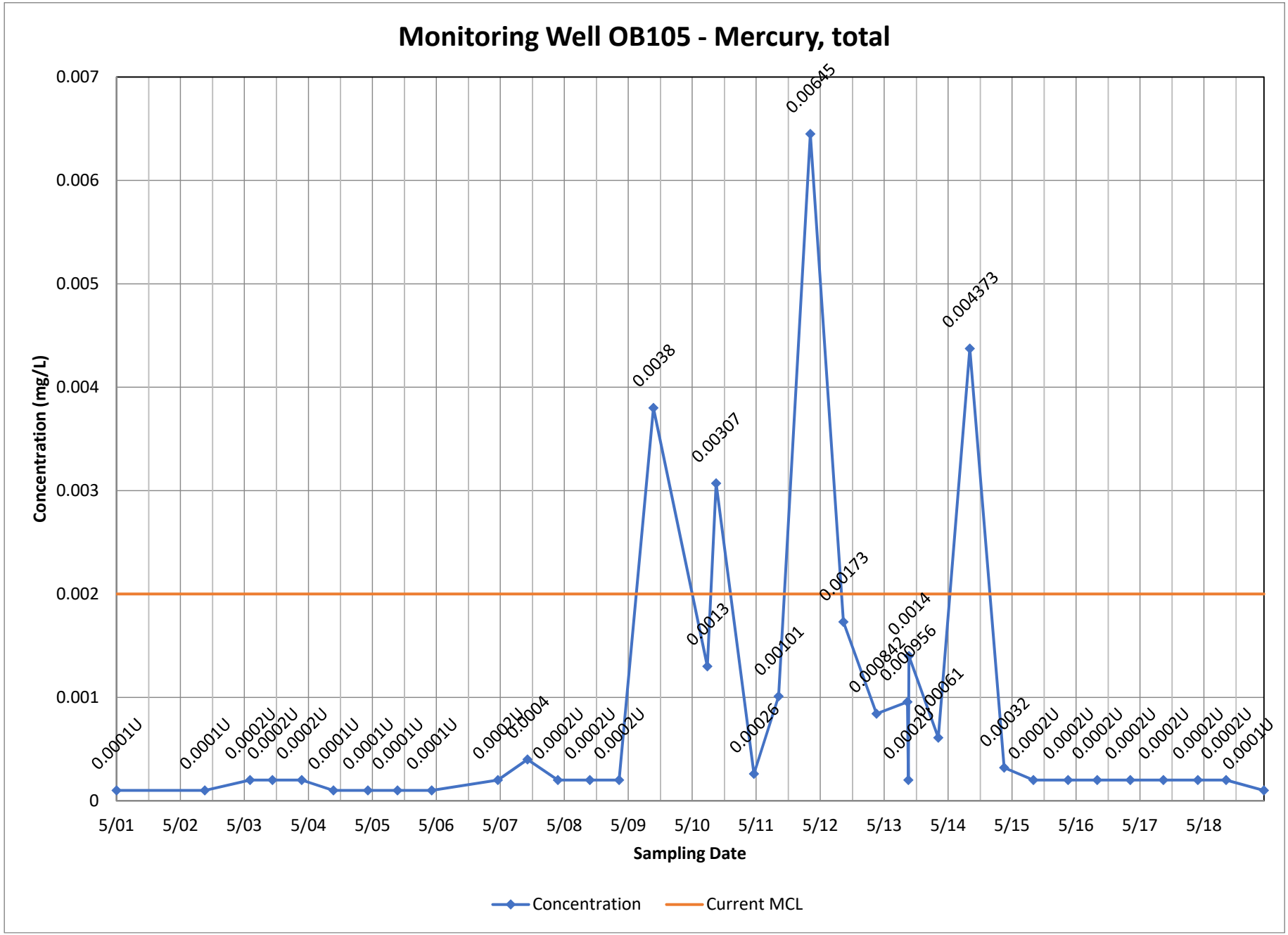
Monitoring Well OB105 - Mercury, total
Concentration (mg/L)
0.007
0.006
0.005
0.004
0.003
0.002
0.001
0
5/01
5/02
5/03
5/04
5/05
5/06
5/07
5/08
5/09
5/10
5/11
5/12
5/13
5/14
5/15
5/16
5/17
5/18
Sampling Date
0.0001U
0.0001U
0.0002U
0.0002U
0.0002U
0.0001U
0.0001U
0.0001U
0.0001U
0.0002U
0.0004
0.0002U
0.0002U
0.0002U
0.0038
0.0013
0.00307
0.00026
0.00101
0.00645
0.00173
0.000842
0.0014
0.000956
0.0002U
0.00061
0.004373
0.00032
0.0002U
0.0002U
0.0002U
0.0002U
0.0002U
0.0002U
0.0002U
0.0001U
Concentration
Current MCL

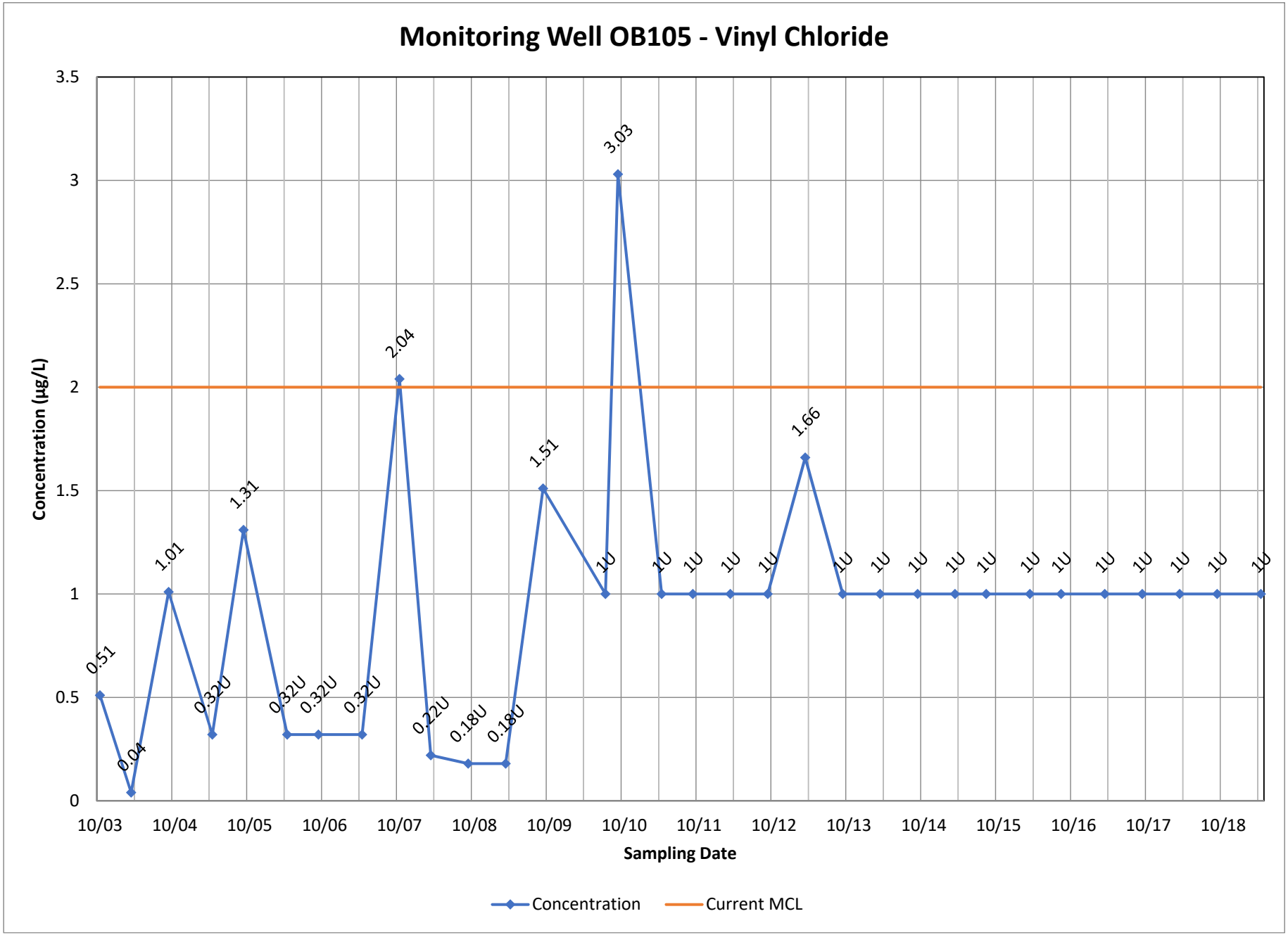
Monitoring Well OB105 - Vinyl Chloride
Concentration (µg/L)
3.5
3
2.5
2
1.5
1
0.5
0
0.51
0.04
1.01
0.32U
1.31
0.32U
0.32U
0.32U
2.04
0.22U
0.18U
0.18U
1.51
1U
3.03
1U
1U
1U
1U
1.66
1U
1U
1U
1U
1U
1U
1U
1U
1U
1U
1U
1U
10/03
10/04
10/05
10/06
10/07
10/08
10/09
10/10
10/11
10/12
10/13
10/14
10/15
10/16
10/17
10/18
Sampling Date
Concentration
Current MCL

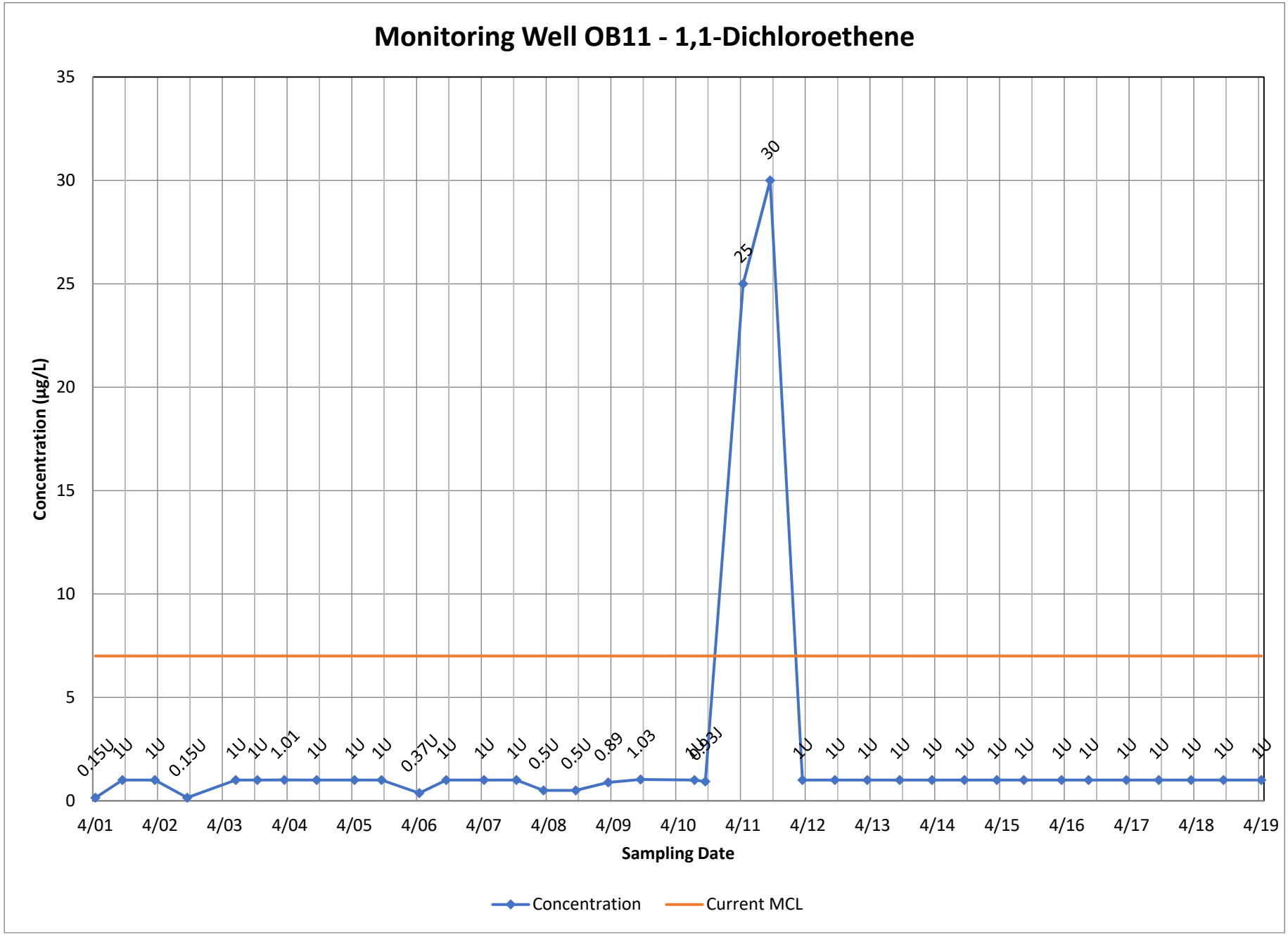
Monitoring Well OB11 - 1,1-Dichloroethene
Concentration (µg/L)
35
30
25
20
15
10
5
0
0.15U
1U
1U
0.15U
1U
1U
1.01
1U
1U
1U
0.37U
1U
1U
1U
0.5U
0.5U
0.89
1.03
1U
0.93J
25
30
1U
1U
1U
1U
1U
1U
1U
1U
1U
1U
1U
1U
1U
1U
1U
4/01
4/02
4/03
4/04
4/05
4/06
4/07
4/08
4/09
4/10
4/11
4/12
4/13
4/14
4/15
4/16
4/17
4/18
4/19
Sampling Date
Concentration
Current MCL

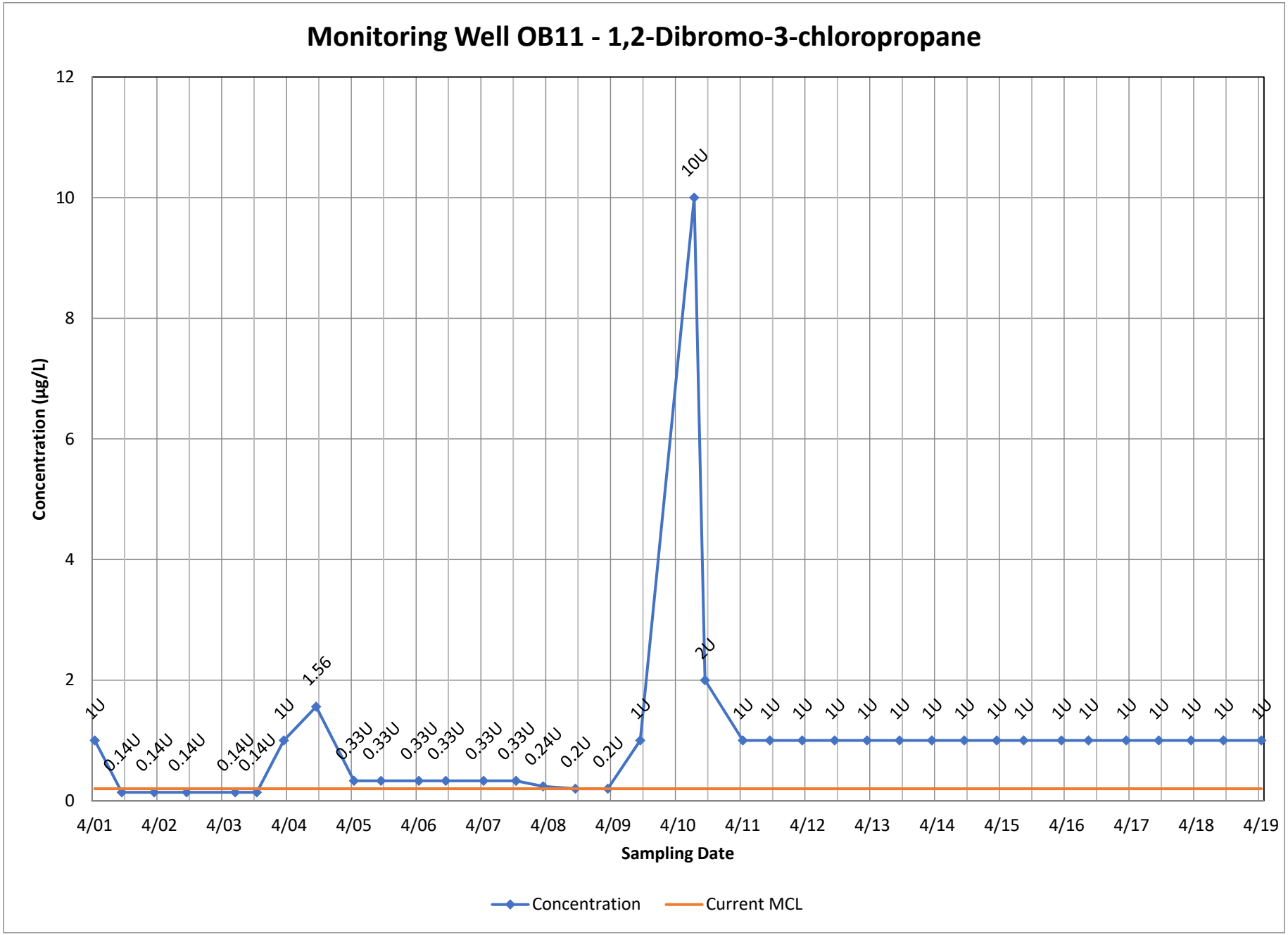
Monitoring Well OB11 - 1,2-Dibromo-3-chloropropane
Concentration (µg/L)
12
10
8
6
4
2
0
1U
0.14U
0.14U
0.14U
0.14U
0.14U
1U
1.56
0.33U
0.33U
0.33U
0.33U
0.33U
0.33U
0.24U
0.2U
0.2U
1U
10U
2U
1U
1U
1U
1U
1U
1U
1U
1U
1U
1U
1U
1U
1U
1U
1U
1U
1U
4/01
4/02
4/03
4/04
4/05
4/06
4/07
4/08
4/09
4/10
4/11
4/12
4/13
4/14
4/15
4/16
4/17
4/18
4/19
Sampling Date
Concentration
Current MCL

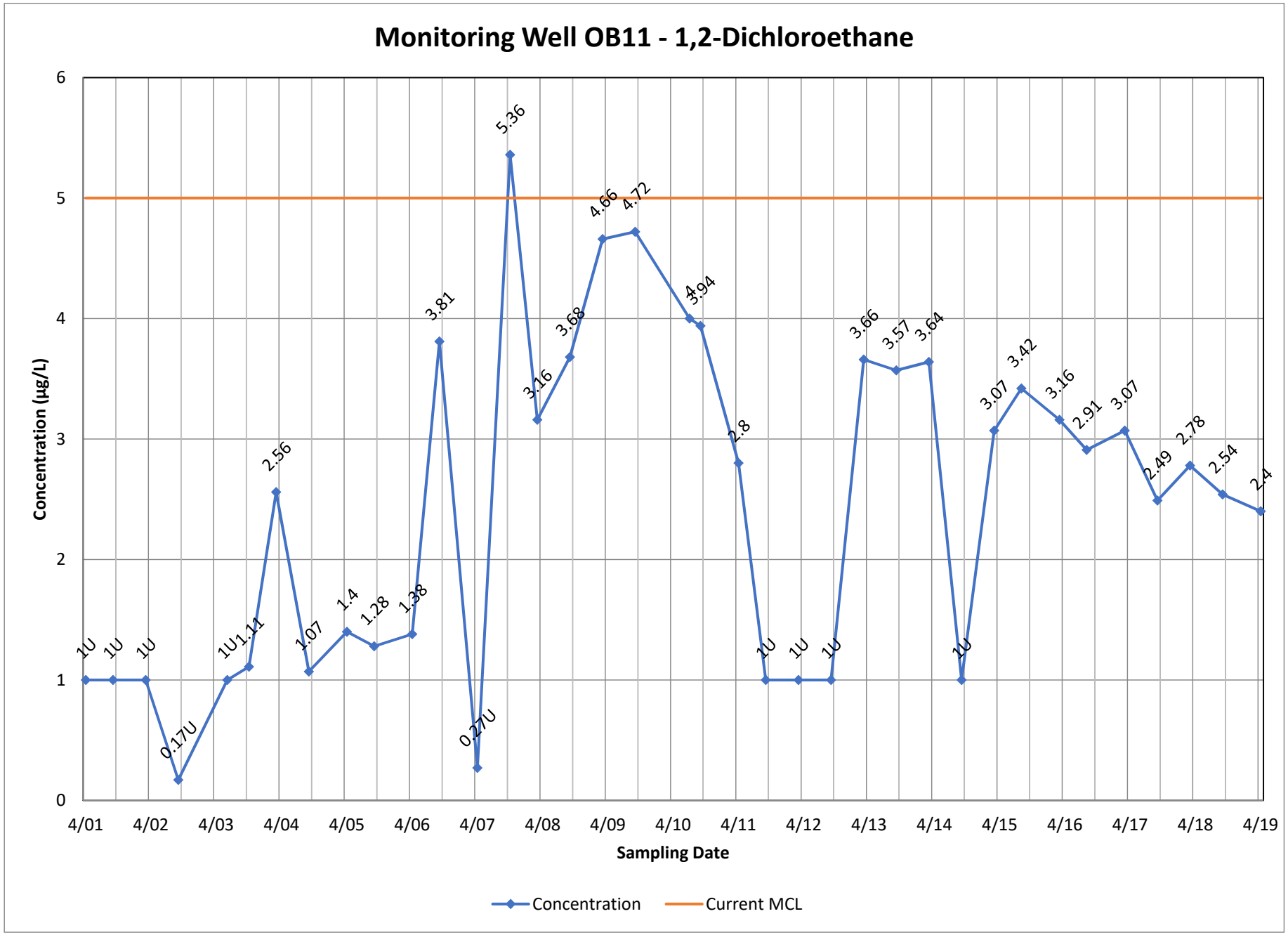
Monitoring Well OB11 - 1,2-Dichloroethane
Concentration (µg/L)
Sampling Date
0
1
2
3
4
5
6
4/01
4/02
4/03
4/04
4/05
4/06
4/07
4/08
4/09
4/10
4/11
4/12
4/13
4/14
4/15
4/16
4/17
4/18
4/19
1U
1U
1U
0.17U
1U
1.11
2.56
1.07
1.4
1.28
1.38
3.81
0.27U
5.36
3.16
3.68
4.66
4.72
3.94
2.8
1U
1U
1U
3.66
3.57
3.64
1U
3.07
3.42
3.16
2.91
3.07
2.49
2.78
2.54
2.4
Concentration
Current MCL

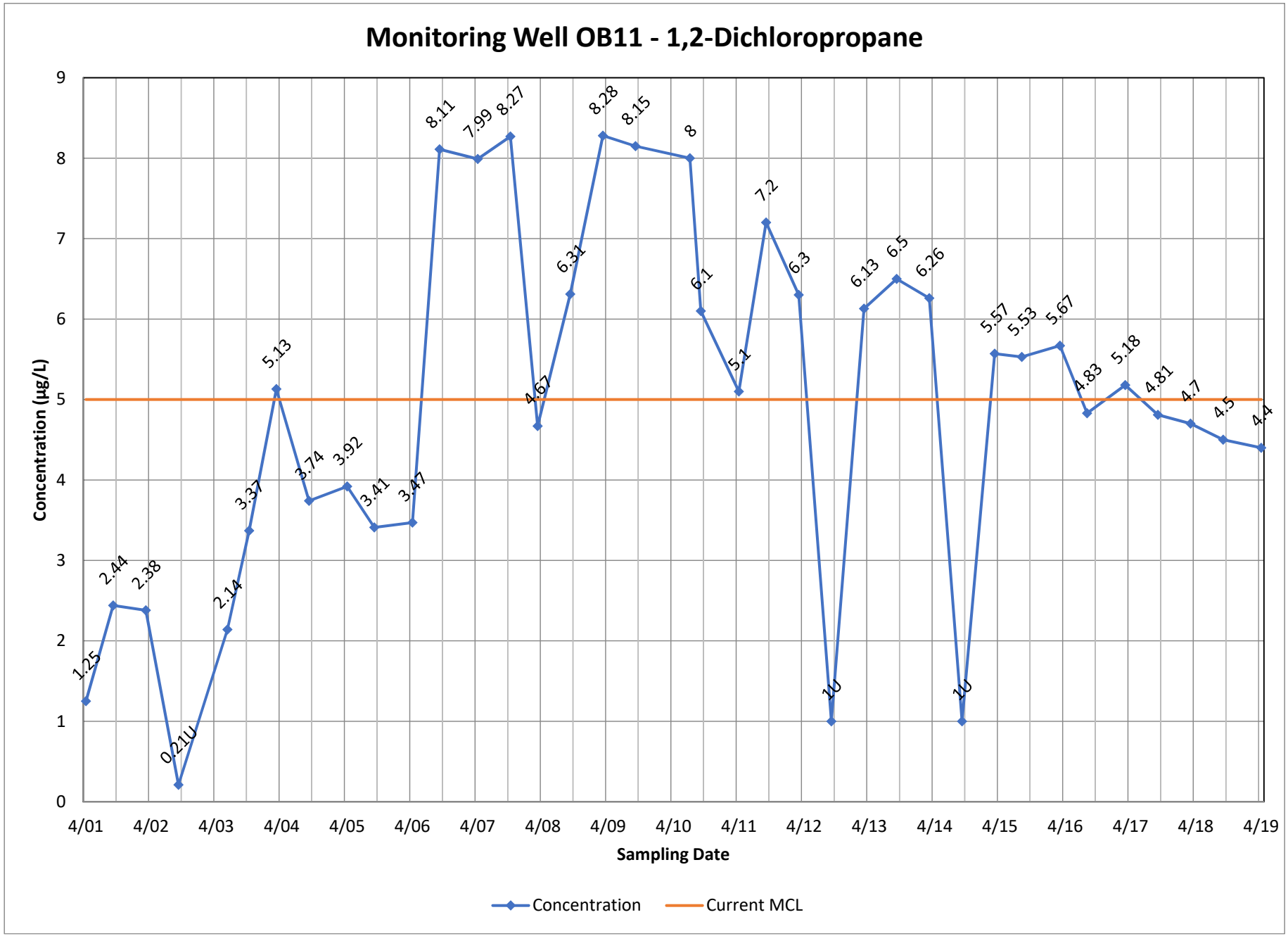
Monitoring Well OB11 - 1,2-Dichloropropane
Concentration (µg/L)
Sampling Date
0
1
2
3
4
5
6
7
8
9
4/01
4/02
4/03
4/04
4/05
4/06
4/07
4/08
4/09
4/10
4/11
4/12
4/13
4/14
4/15
4/16
4/17
4/18
4/19
1.25
2.44
2.38
0.21U
2.14
3.37
5.13
3.74
3.92
3.41
3.47
8.11
7.99
8.27
4.67
6.31
8.28
8.15
8
6.1
5.1
7.2
6.3
1U
6.13
6.5
6.26
1U
5.57
5.53
5.67
4.83
5.18
4.81
4.7
4.5
4.4
Concentration
Current MCL

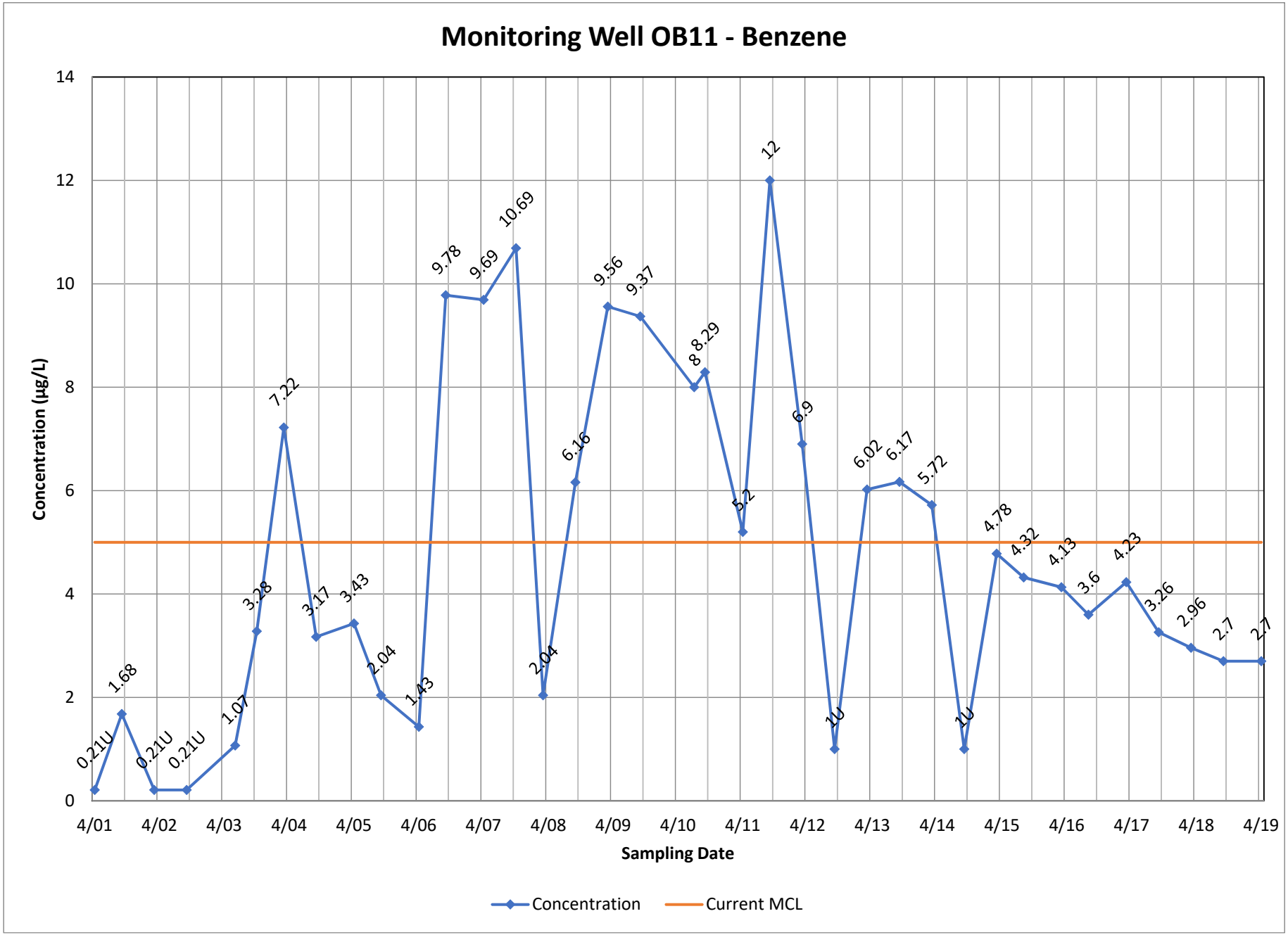
Monitoring Well OB11 - Benzene
Concentration (µg/L)
14
12
10
8
6
4
2
0
4/01
4/02
4/03
4/04
4/05
4/06
4/07
4/08
4/09
4/10
4/11
4/12
4/13
4/14
4/15
4/16
4/17
4/18
4/19
Sampling Date
0.21U
1.68
0.21U
0.21U
1.07
3.28
7.22
3.17
3.43
2.04
1.43
9.78
9.69
10.69
2.04
6.16
9.56
9.37
8.29
5.2
12
6.9
1U
6.02
6.17
5.72
1U
4.78
4.32
4.13
3.6
4.23
3.26
2.96
2.7
2.7
Concentration
Current MCL

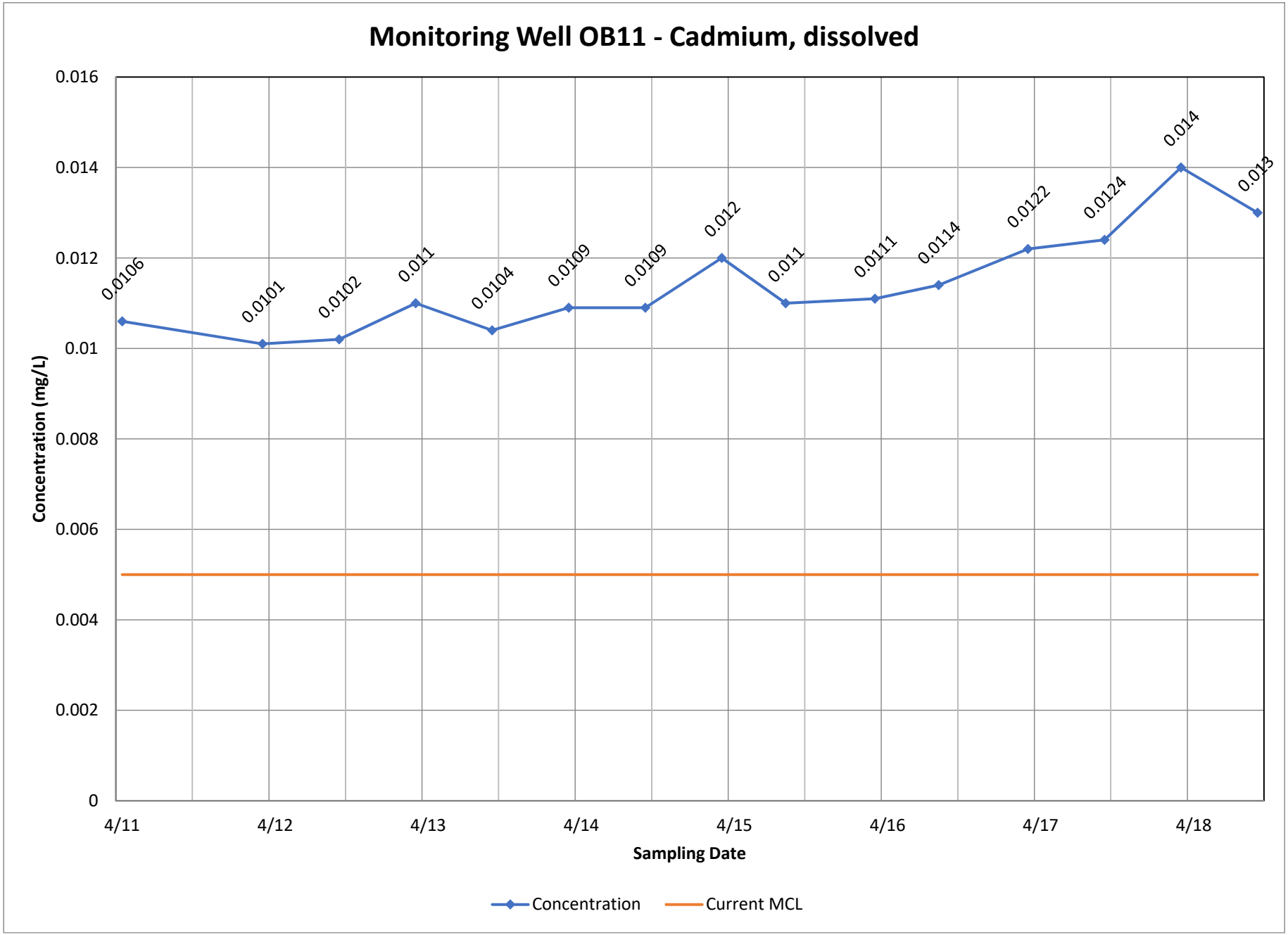
Monitoring Well OB11 - Cadmium, dissolved
0.016
0.014
0.012
0.01
0.008
0.006
0.004
0.002
0
Concentration (mg/L)
0.0106
0.0101
0.0102
0.011
0.0104
0.0109
0.0109
0.012
0.011
0.0111
0.0114
0.0122
0.0124
0.014
0.013
4/11
4/12
4/13
4/14
4/15
4/16
4/17
4/18
Sampling Date
Concentration
Current MCL

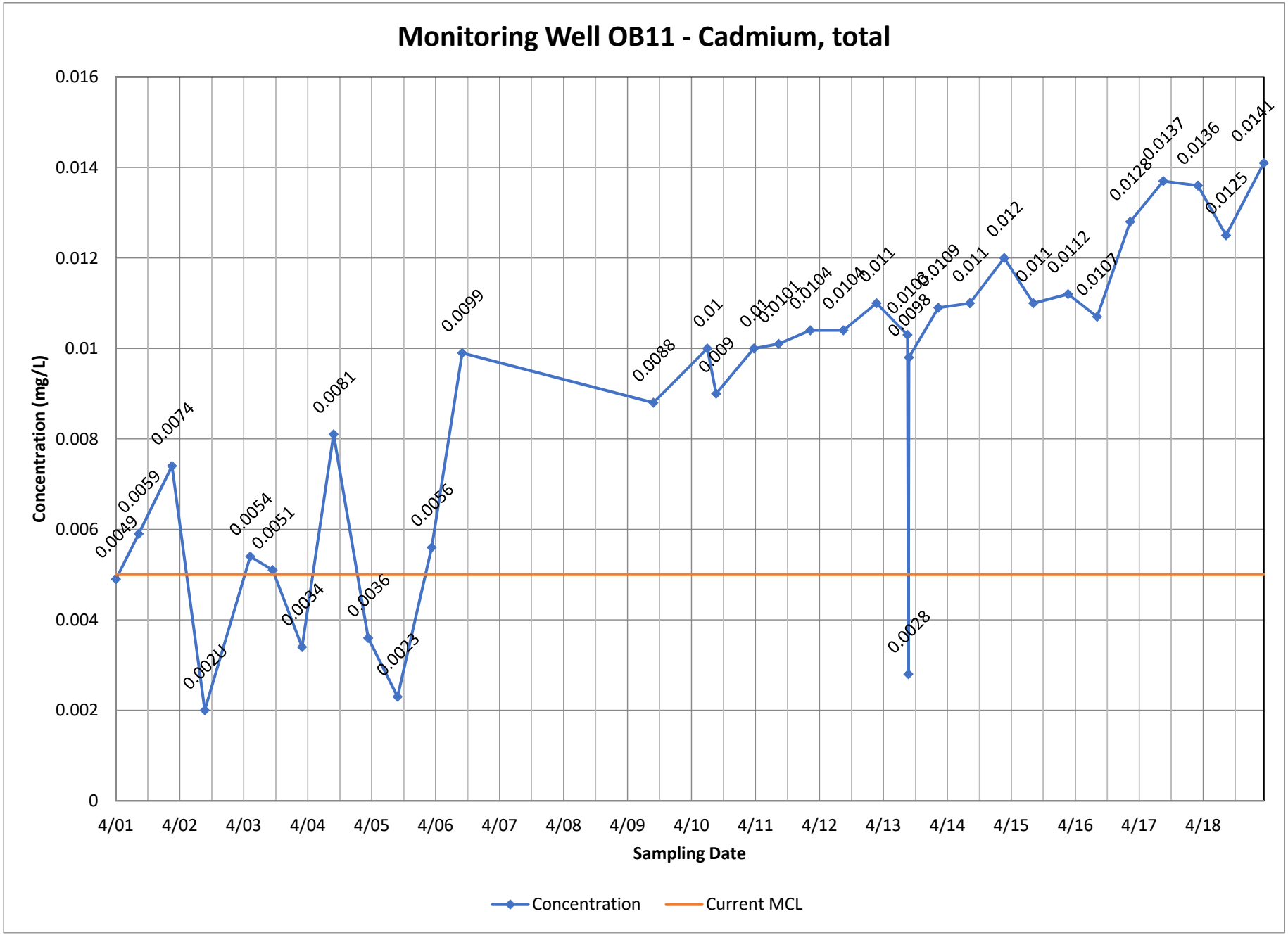
Monitoring Well OB11 - Cadmium, total
Concentration (mg/L)
0.016
0.014
0.012
0.01
0.008
0.006
0.004
0.002
0
4/01
4/02
4/03
4/04
4/05
4/06
4/07
4/08
4/09
4/10
4/11
4/12
4/13
4/14
4/15
4/16
4/17
4/18
Sampling Date
0.0049
0.0059
0.0074
0.002U
0.0054
0.0051
0.0034
0.0081
0.0036
0.0023
0.0056
0.0099
0.0088
0.01
0.009
0.01
0.0101
0.0104
0.0104
0.011
0.0103
0.0098
0.0028
0.0109
0.011
0.012
0.011
0.0112
0.0107
0.0128
0.0137
0.0136
0.0125
0.0141
Concentration
Current MCL

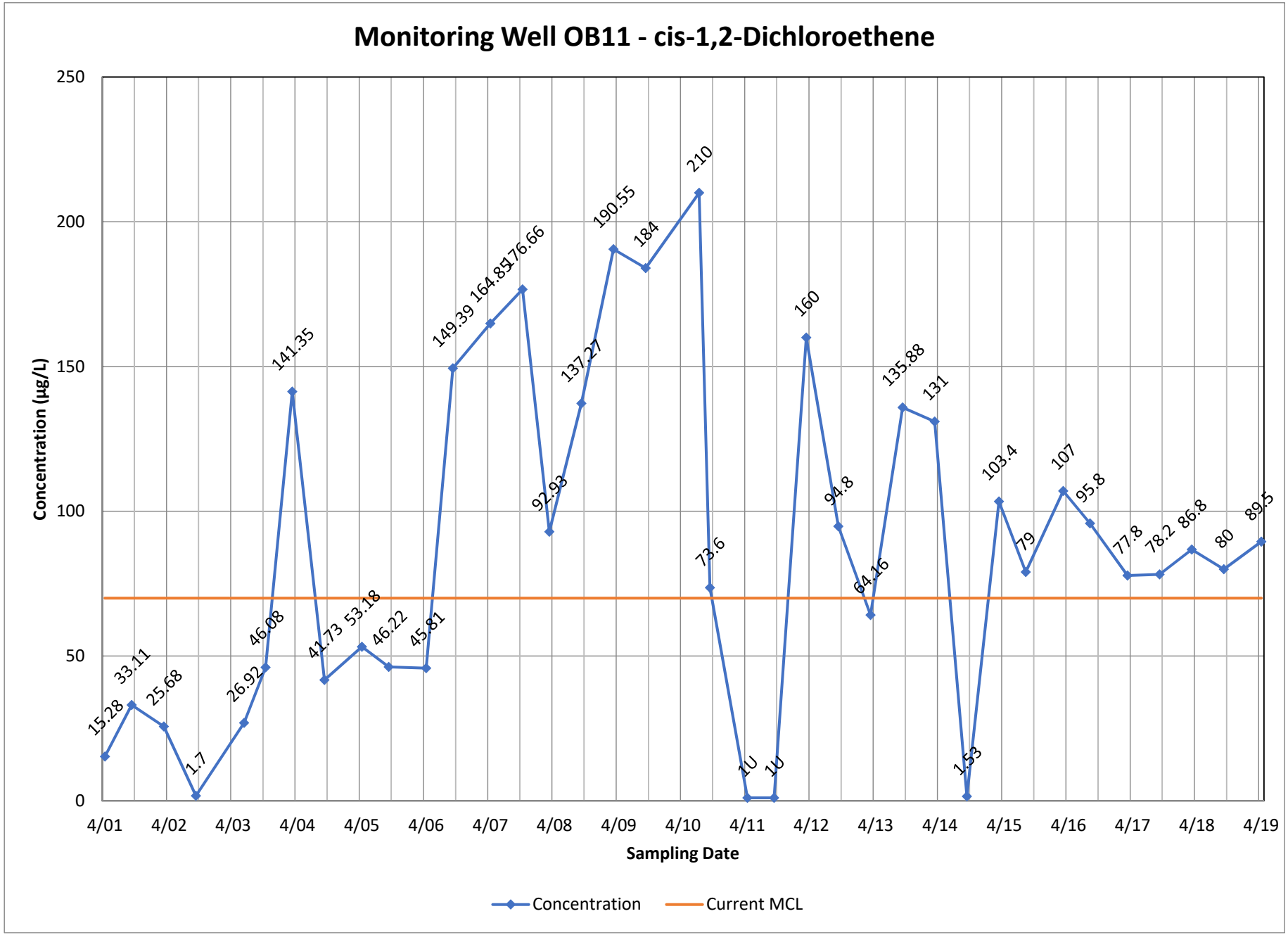
Monitoring Well OB11 - cis-1,2-Dichloroethene
Concentration (µg/L)
250
200
150
100
50
0
15.28
33.11
25.68
1.7
26.92
46.08
141.35
41.73
53.18
46.22
45.81
149.39
164.85
176.66
92.93
137.27
190.55
184
210
73.6
1U
1U
160
94.8
64.16
135.88
131
1.53
103.4
79
107
95.8
77.8
78.2
86.8
80
89.5
4/01
4/02
4/03
4/04
4/05
4/06
4/07
4/08
4/09
4/10
4/11
4/12
4/13
4/14
4/15
4/16
4/17
4/18
4/19
Sampling Date
Concentration
Current MCL

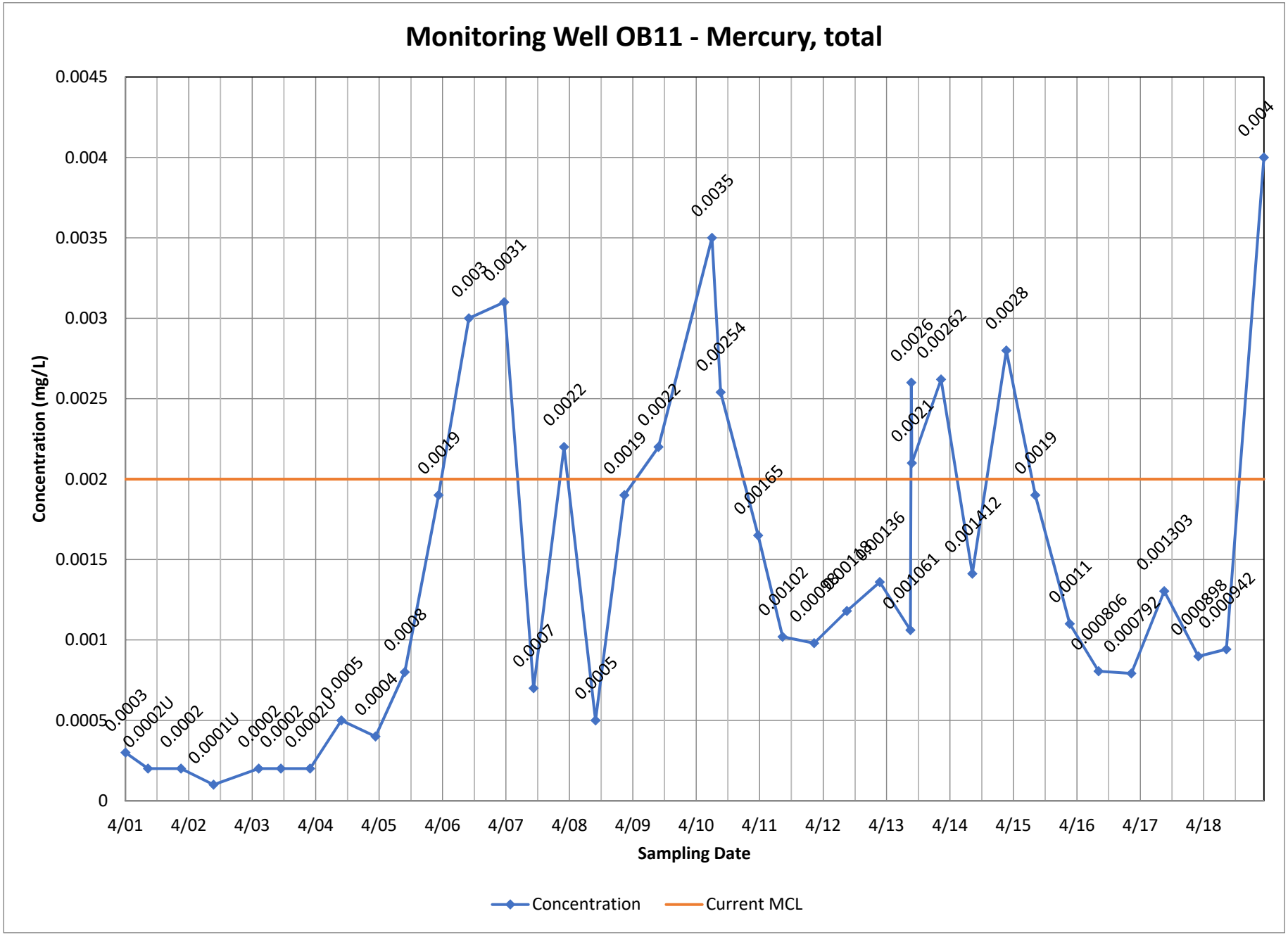
Monitoring Well OB11 - Mercury, total
Concentration (mg/L)
0.0045
0.004
0.0035
0.003
0.0025
0.002
0.0015
0.001
0.0005
0
4/01
4/02
4/03
4/04
4/05
4/06
4/07
4/08
4/09
4/10
4/11
4/12
4/13
4/14
4/15
4/16
4/17
4/18
Sampling Date
0.0003
0.0002U
0.0002
0.0001U
0.0002
0.0002
0.0002U
0.0005
0.0004
0.0008
0.0019
0.003
0.0031
0.0007
0.0022
0.0005
0.0019
0.0022
0.0035
0.00254
0.00165
0.00102
0.00136
0.0026
0.0021
0.001061
0.00262
0.001412
0.0028
0.0019
0.0011
0.000806
0.000792
0.001303
0.000898
0.000942
0.004
Concentration
Current MCL

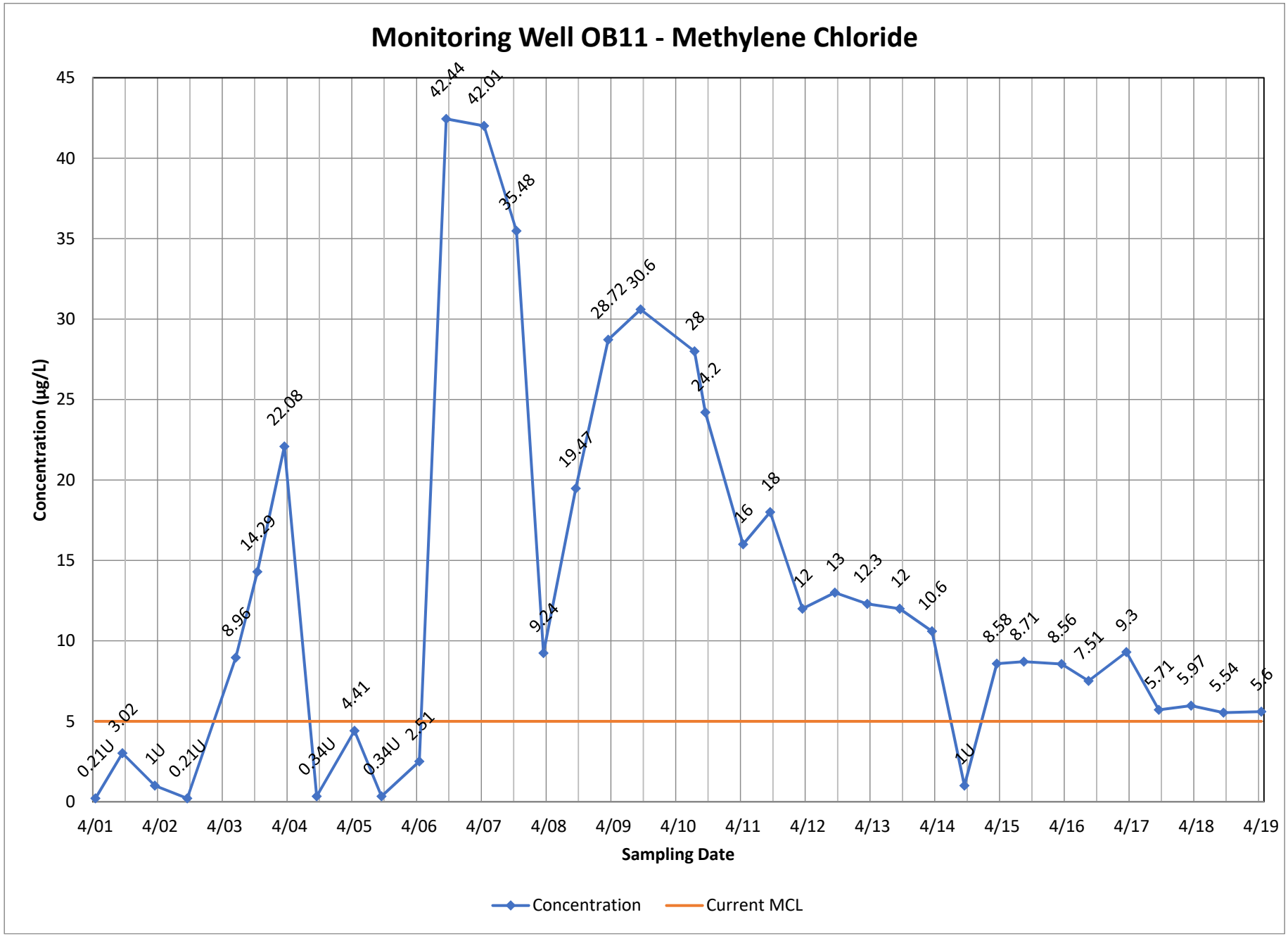
Monitoring Well OB11 - Methylene Chloride
Concentration (µg/L)
Sampling Date
0
5
10
15
20
25
30
35
40
45
4/01
4/02
4/03
4/04
4/05
4/06
4/07
4/08
4/09
4/10
4/11
4/12
4/13
4/14
4/15
4/16
4/17
4/18
4/19
0.21U
3.02
1U
0.21U
8.96
14.29
22.08
0.34U
4.41
0.34U
2.51
42.44
42.01
35.48
9.24
19.47
28.72
30.6
28
24.2
16
18
12
13
12.3
12
10.6
1U
8.58
8.71
8.56
7.51
9.3
5.71
5.97
5.54
5.6
Concentration
Current MCL

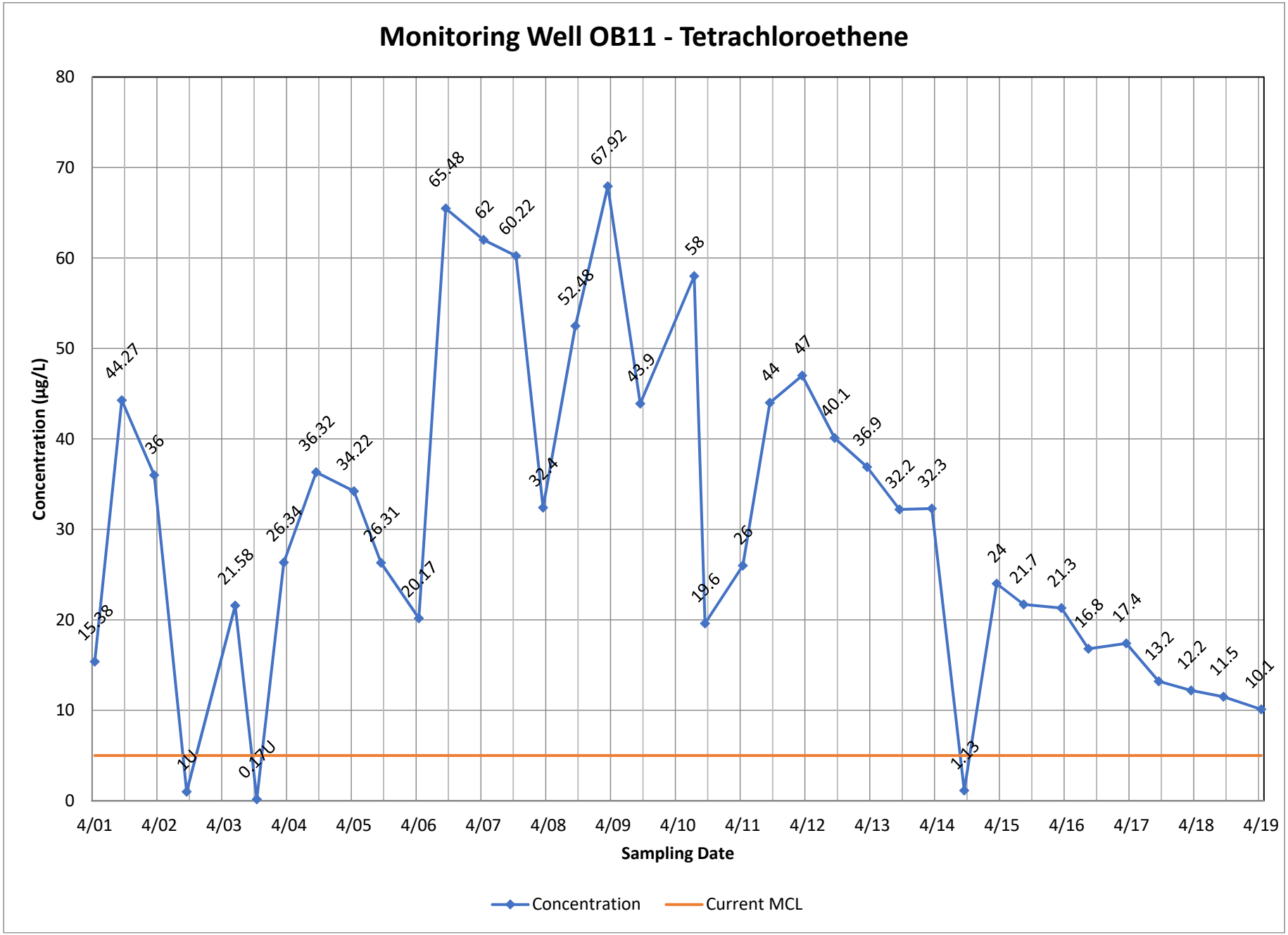
Monitoring Well OB11 - Tetrachloroethene
Concentration (µg/L)
80
70
60
50
40
30
20
10
0
15.38
44.27
36
1U
21.58
0.17U
26.34
36.32
34.22
26.31
20.17
65.48
62
60.22
32.4
52.48
67.92
43.9
58
19.6
26
44
47
40.1
36.9
32.2
32.3
1.13
24
21.7
21.3
16.8
17.4
13.2
12.2
11.5
10.1
4/01
4/02
4/03
4/04
4/05
4/06
4/07
4/08
4/09
4/10
4/11
4/12
4/13
4/14
4/15
4/16
4/17
4/18
4/19
Sampling Date
Concentration
Current MCL

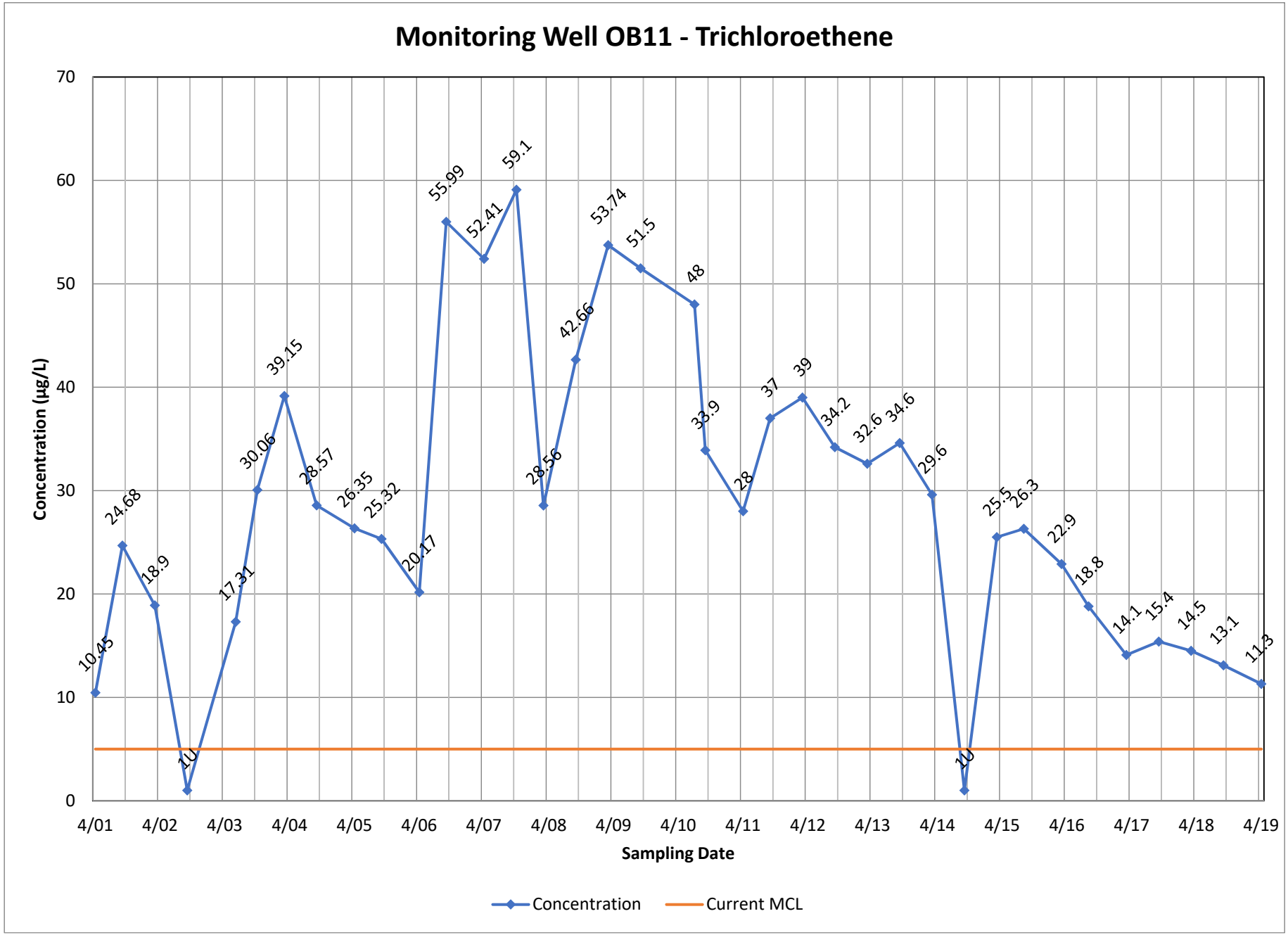
Monitoring Well OB11 - Trichloroethene
Concentration (µg/L)
70
60
50
40
30
20
10
0
10.45
24.68
18.9
1U
17.31
30.06
39.15
28.57
26.35
25.32
20.17
55.99
52.41
59.1
28.56
42.66
53.74
51.5
48
33.9
28
37
39
34.2
32.6
34.6
29.6
1U
25.5
26.3
22.9
18.8
14.1
15.4
14.5
13.1
11.3
4/01
4/02
4/03
4/04
4/05
4/06
4/07
4/08
4/09
4/10
4/11
4/12
4/13
4/14
4/15
4/16
4/17
4/18
4/19
Sampling Date
Concentration
Current MCL

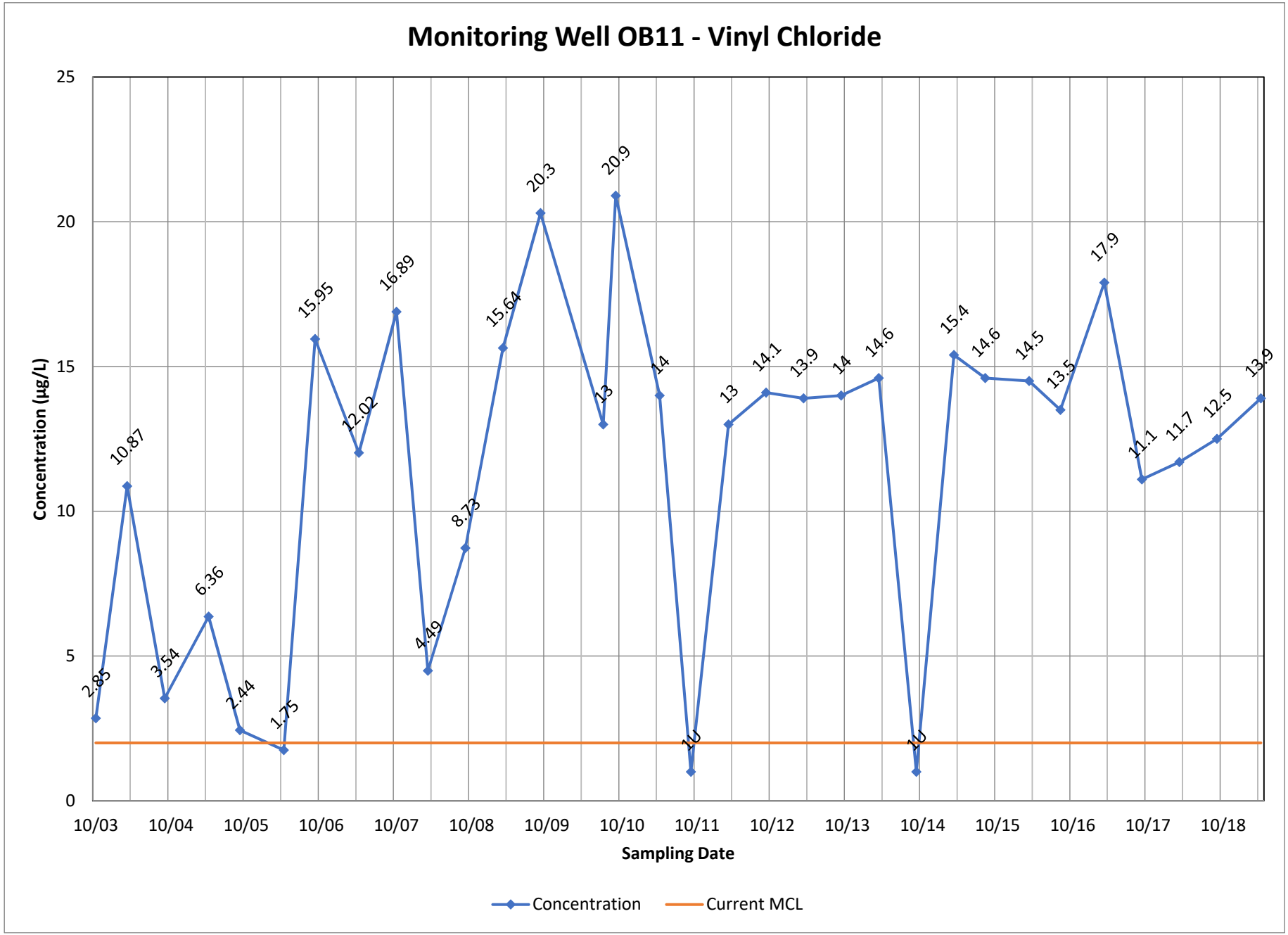
Monitoring Well OB11 - Vinyl Chloride
Concentration (µg/L)
25
20
15
10
5
0
2.85
10.87
3.54
6.36
2.44
1.75
15.95
12.02
16.89
4.49
8.73
15.64
20.3
13
20.9
14
1U
13
14.1
13.9
14
14.6
1U
15.4
14.6
14.5
13.5
17.9
11.1
11.7
12.5
13.9
10/03
10/04
10/05
10/06
10/07
10/08
10/09
10/10
10/11
10/12
10/13
10/14
10/15
10/16
10/17
10/18
Sampling Date
Concentration
Current MCL

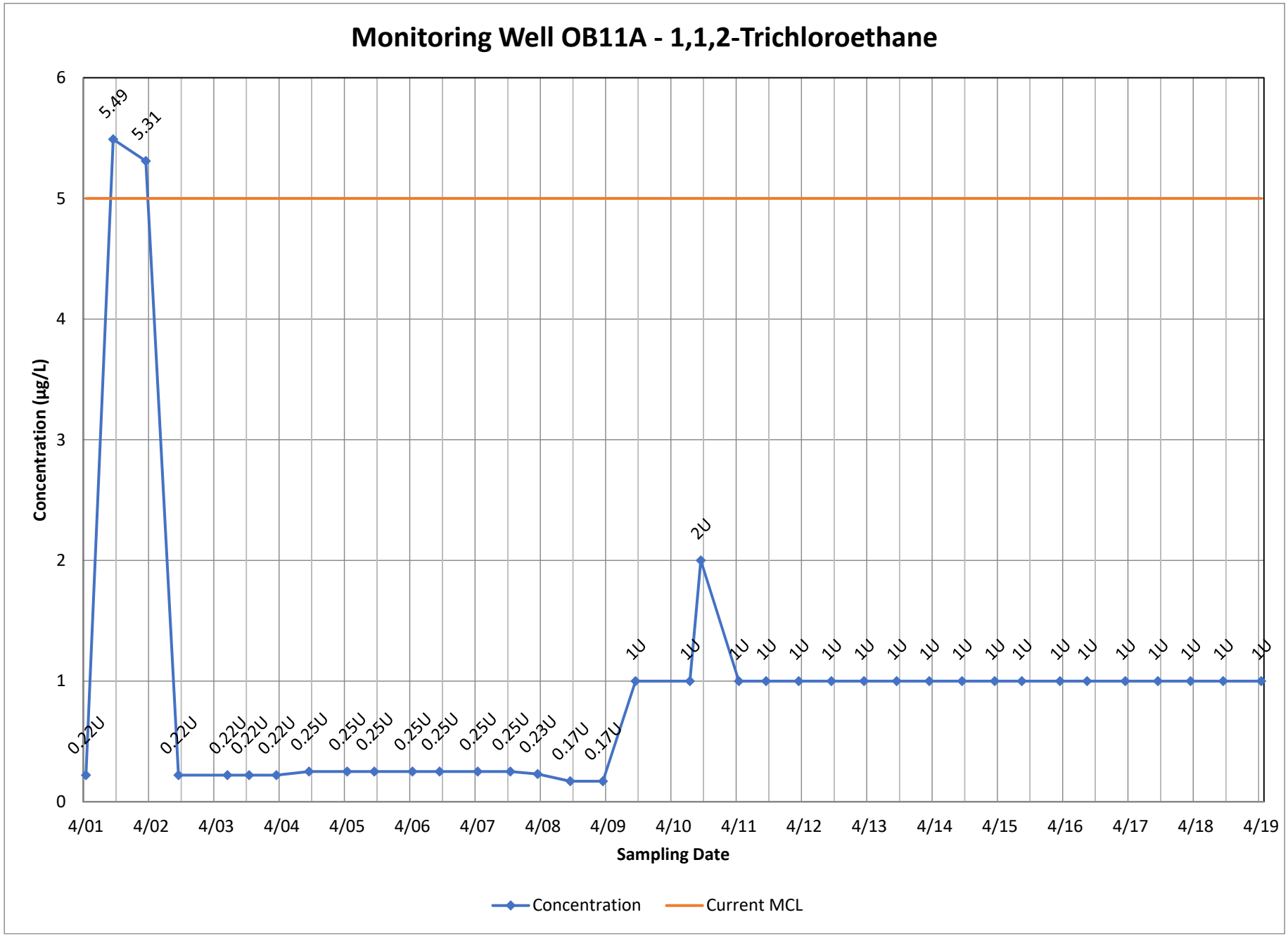
Monitoring Well OB11A - 1,1,2-Trichloroethane
Concentration (µg/L)
Sampling Date
0
1
2
3
4
5
6
4/01
4/02
4/03
4/04
4/05
4/06
4/07
4/08
4/09
4/10
4/11
4/12
4/13
4/14
4/15
4/16
4/17
4/18
4/19
5.49
5.31
0.22U
0.22U
0.22U
0.22U
0.22U
0.25U
0.25U
0.25U
0.25U
0.25U
0.25U
0.25U
0.23U
0.17U
0.17U
1U
1U
2U
1U
1U
1U
1U
1U
1U
1U
1U
1U
1U
1U
1U
1U
1U
1U
1U
1U
Concentration
Current MCL

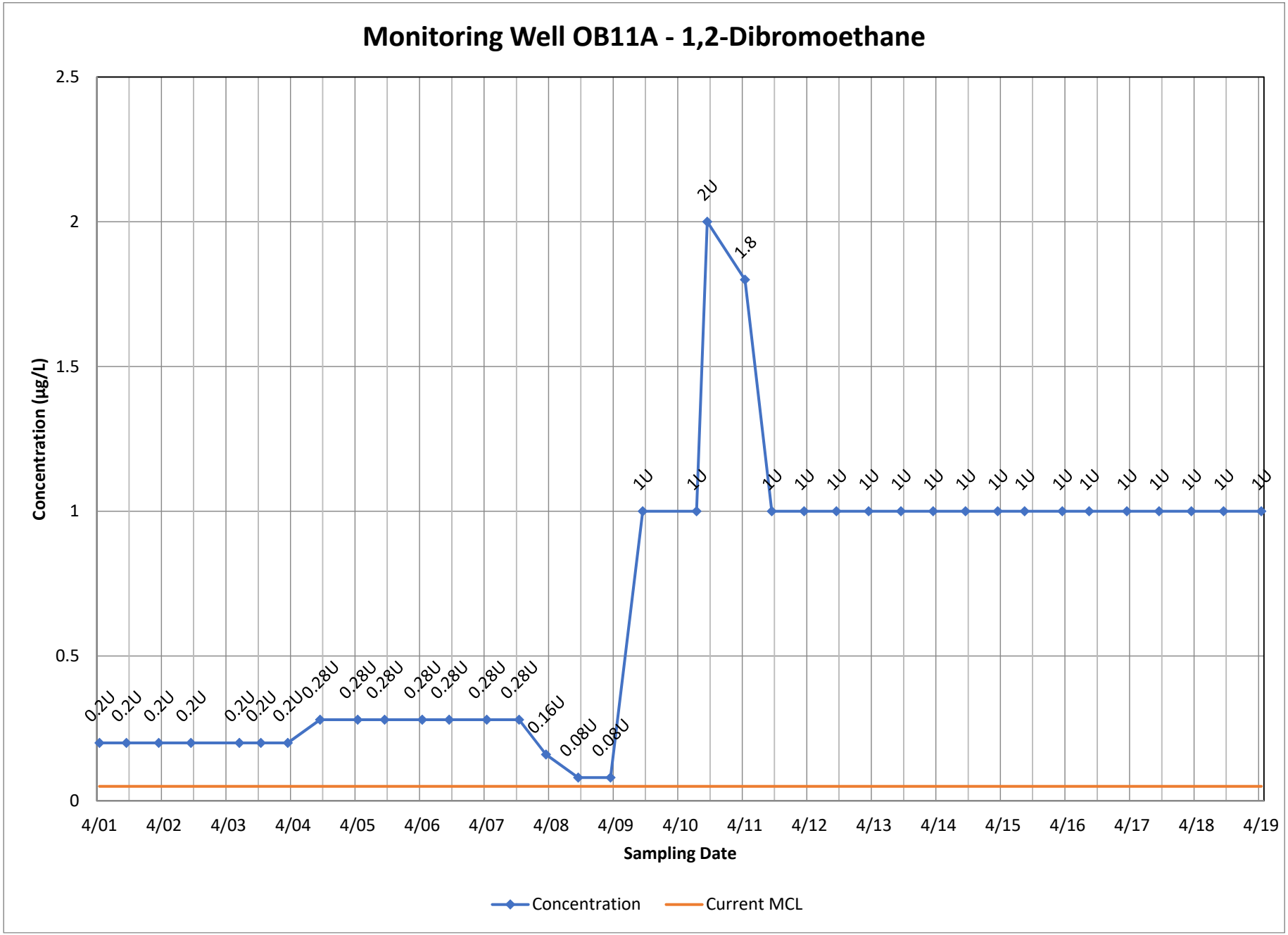
Monitoring Well OB11A - 1,2-Dibromoethane
Concentration (µg/L)
2.5
2
1.5
1
0.5
0
0.2U
0.2U
0.2U
0.2U
0.2U
0.2U
0.2U
0.28U
0.28U
0.28U
0.28U
0.28U
0.28U
0.28U
0.16U
0.08U
0.08U
1U
1U
2U
1.8
1U
1U
1U
1U
1U
1U
1U
1U
1U
1U
1U
1U
1U
1U
1U
1U
4/01
4/02
4/03
4/04
4/05
4/06
4/07
4/08
4/09
4/10
4/11
4/12
4/13
4/14
4/15
4/16
4/17
4/18
4/19
Sampling Date
Concentration
Current MCL

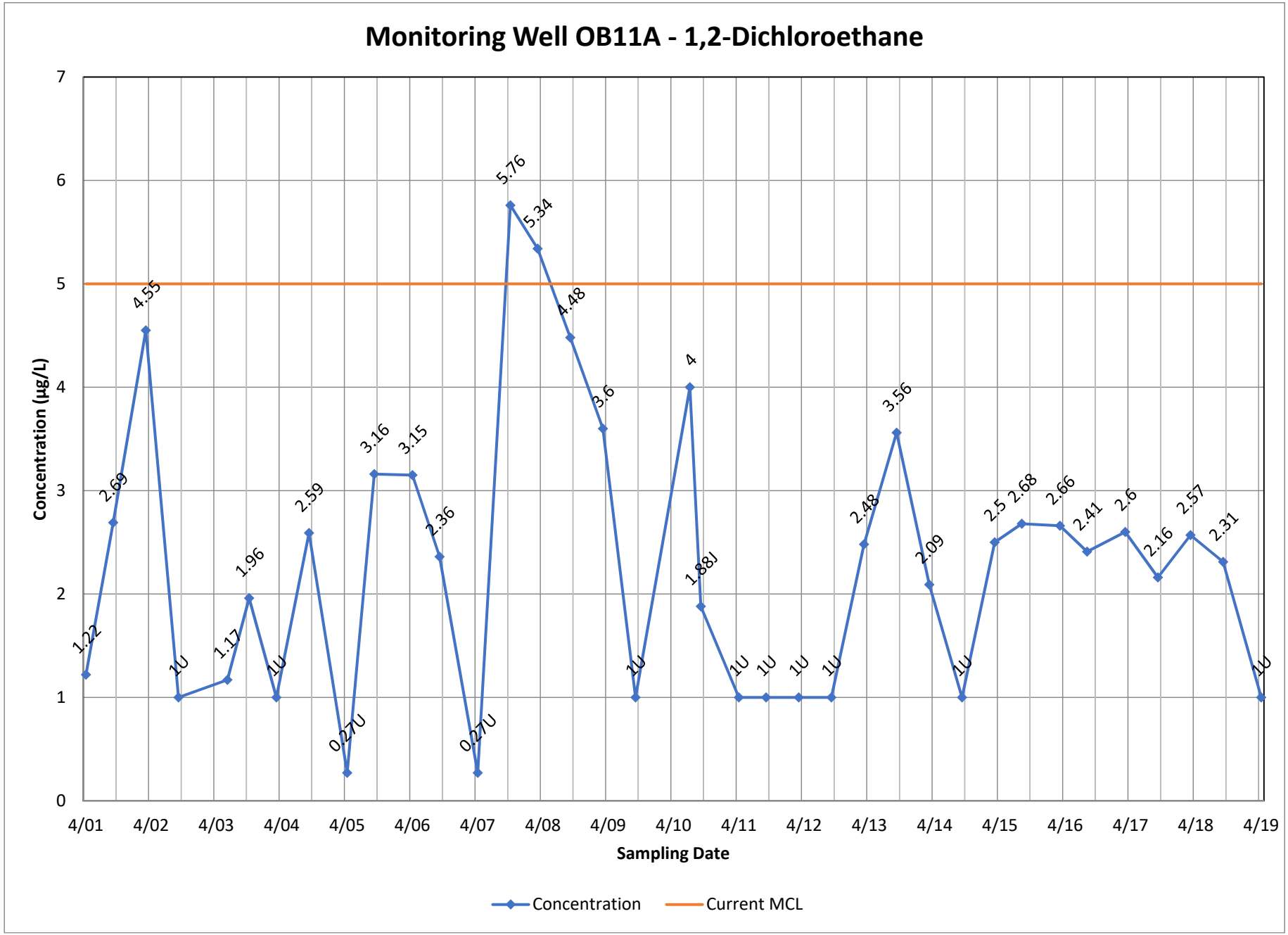
Monitoring Well OB11A - 1,2-Dichloroethane
Concentration (µg/L)
Sampling Date
0
1
2
3
4
5
6
7
4/01
4/02
4/03
4/04
4/05
4/06
4/07
4/08
4/09
4/10
4/11
4/12
4/13
4/14
4/15
4/16
4/17
4/18
4/19
1.22
2.69
4.55
1U
1.17
1.96
1U
2.59
0.27U
3.16
3.15
2.36
0.27U
5.76
5.34
4.48
3.6
1U
4
1.88J
1U
1U
1U
1U
2.48
3.56
2.09
1U
2.5
2.68
2.66
2.41
2.6
2.16
2.57
2.31
1U
Concentration
Current MCL

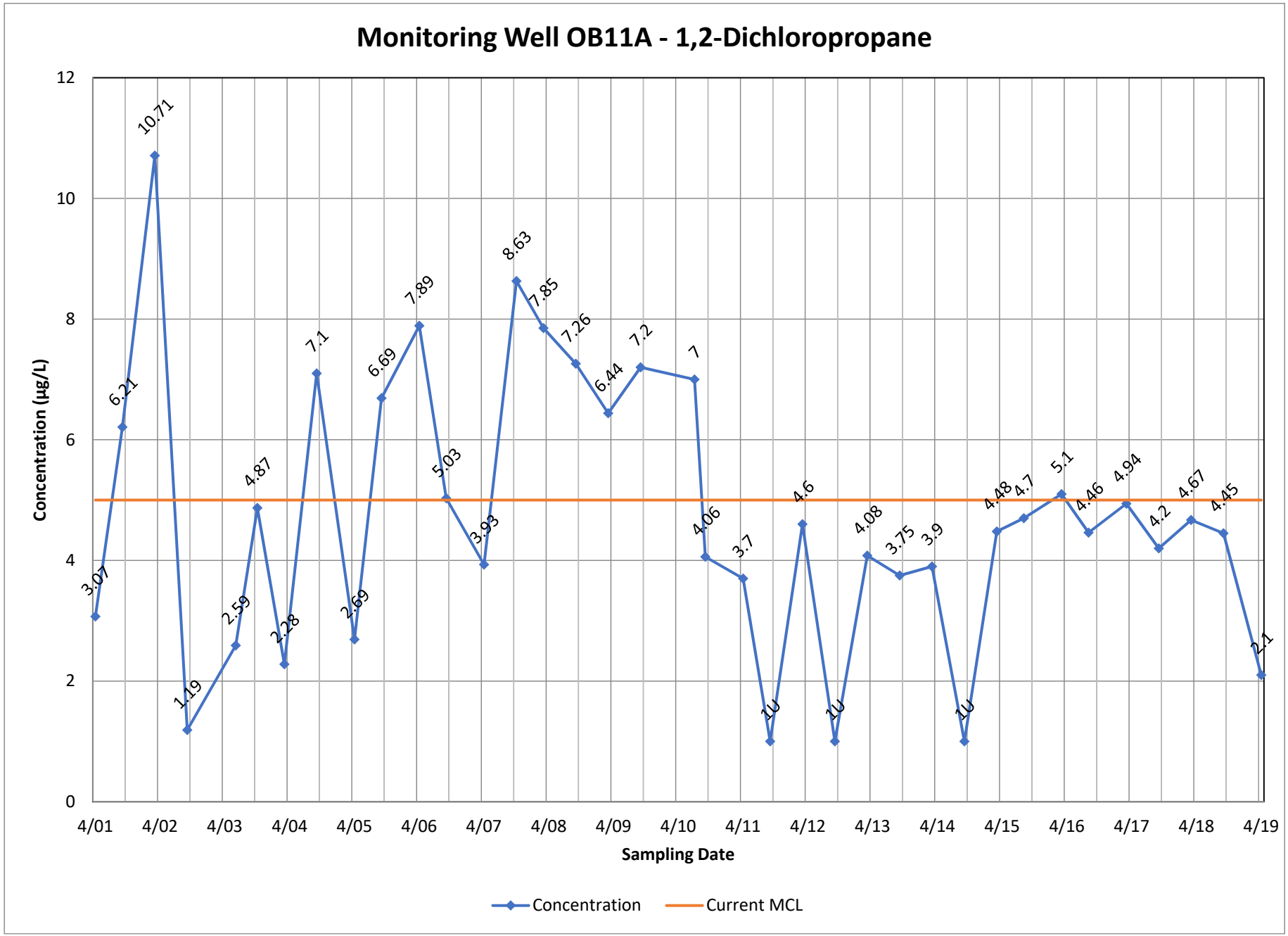
Monitoring Well OB11A - 1,2-Dichloropropane
Concentration (µg/L)
Sampling Date
0
2
4
6
8
10
12
4/01
4/02
4/03
4/04
4/05
4/06
4/07
4/08
4/09
4/10
4/11
4/12
4/13
4/14
4/15
4/16
4/17
4/18
4/19
3.07
6.21
10.71
1.19
2.59
4.87
2.28
7.1
2.69
6.69
7.89
5.03
3.93
8.63
7.85
7.26
6.44
7.2
7
4.06
3.7
1U
4.6
1U
4.08
3.75
3.9
1U
4.48
4.7
5.1
4.46
4.94
4.2
4.67
4.45
2.1
Concentration
Current MCL

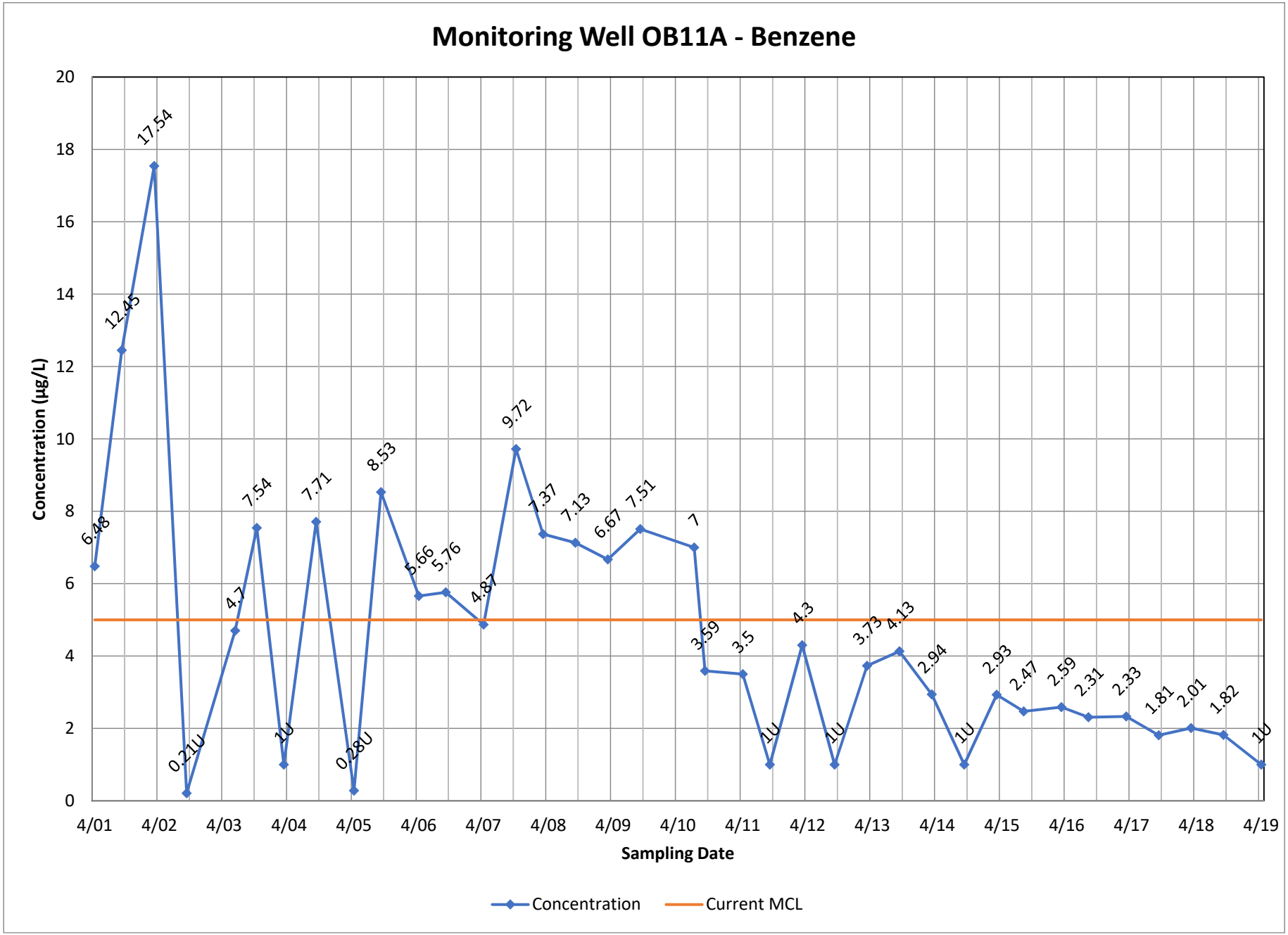
Monitoring Well OB11A - Benzene
Concentration (µg/L)
Sampling Date
Concentration
Current MCL
20
18
16
14
12
10
8
6
4
2
0
4/01
4/02
4/03
4/04
4/05
4/06
4/07
4/08
4/09
4/10
4/11
4/12
4/13
4/14
4/15
4/16
4/17
4/18
4/19
6.48
12.45
17.54
0.21U
4.7
7.54
1U
7.71
0.28U
8.53
5.66
5.76
4.87
9.72
7.37
7.13
6.67
7.51
7
3.59
3.5
1U
4.3
1U
3.73
4.13
2.94
1U
2.93
2.47
2.59
2.31
2.33
1.81
2.01
1.82
1U

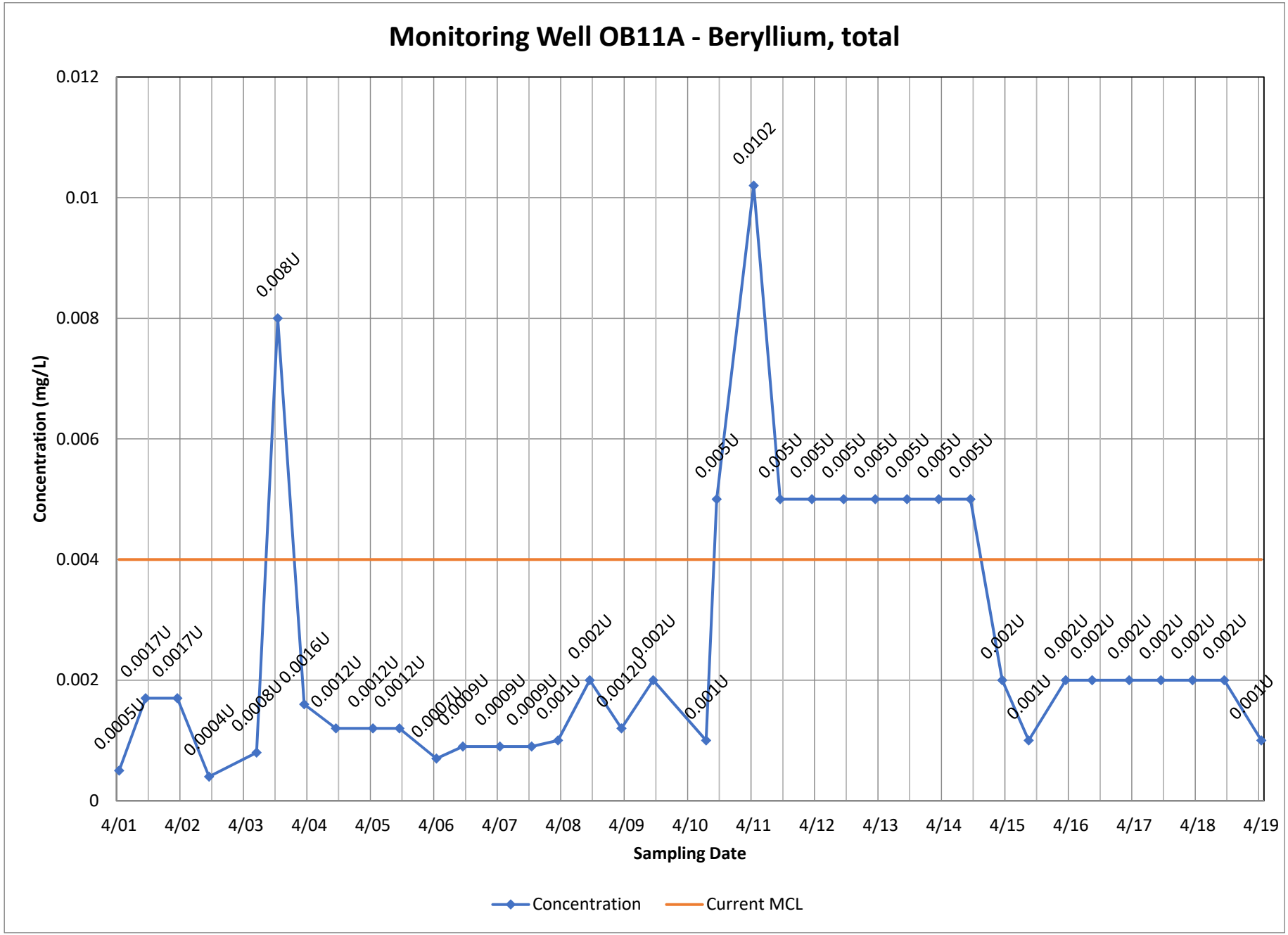
Monitoring Well OB11A - Beryllium, total
Concentration (mg/L)
0.012
0.01
0.008
0.006
0.004
0.002
0
4/01
4/02
4/03
4/04
4/05
4/06
4/07
4/08
4/09
4/10
4/11
4/12
4/13
4/14
4/15
4/16
4/17
4/18
4/19
Sampling Date
0.0005U
0.0017U
0.0017U
0.0004U
0.0008U
0.008U
0.0016U
0.0012U
0.0012U
0.0012U
0.0007U
0.0009U
0.0009U
0.0009U
0.001U
0.002U
0.0012U
0.002U
0.001U
0.0102
0.005U
0.005U
0.005U
0.005U
0.005U
0.005U
0.005U
0.005U
0.002U
0.001U
0.002U
0.002U
0.002U
0.002U
0.002U
0.002U
0.001U
Concentration
Current MCL

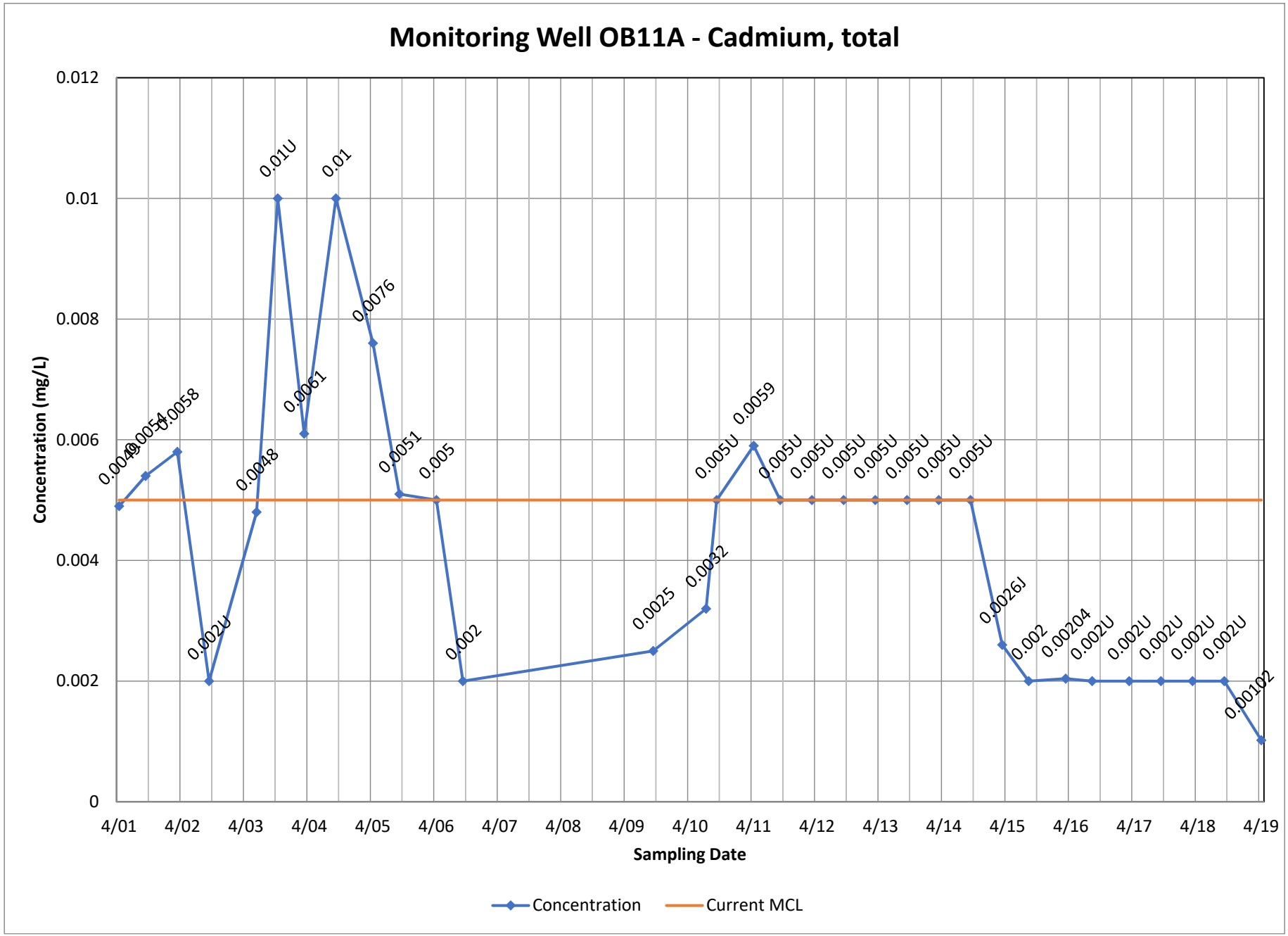
Monitoring Well OB11A - Cadmium, total
Concentration (mg/L)
0.012
0.01
0.008
0.006
0.004
0.002
0
4/01
4/02
4/03
4/04
4/05
4/06
4/07
4/08
4/09
4/10
4/11
4/12
4/13
4/14
4/15
4/16
4/17
4/18
4/19
Sampling Date
0.0049
0.0054
0.0058
0.002U
0.0048
0.01U
0.0061
0.01
0.0076
0.0051
0.005
0.002
0.0025
0.0032
0.005U
0.0059
0.005U
0.005U
0.005U
0.005U
0.005U
0.005U
0.005U
0.0026J
0.002
0.00204
0.002U
0.002U
0.002U
0.002U
0.002U
0.00102
Concentration
Current MCL

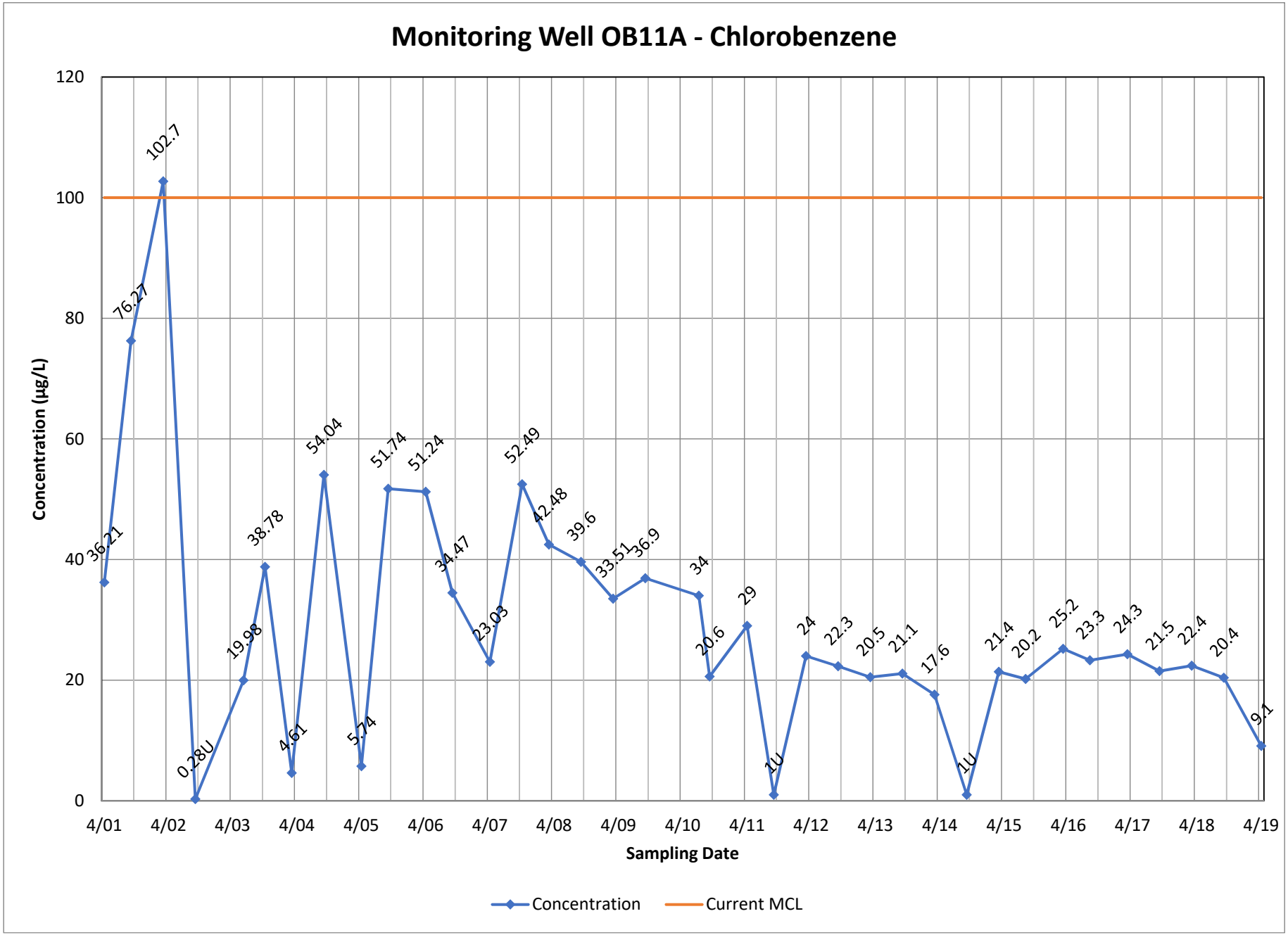
Monitoring Well OB11A - Chlorobenzene
Concentration (µg/L)
120
100
80
60
40
20
0
36.21
76.27
102.7
0.28U
19.98
38.78
4.61
54.04
5.74
51.74
51.24
34.47
23.03
52.49
42.48
39.6
33.51
36.9
34
20.6
29
1U
24
22.3
20.5
21.1
17.6
1U
21.4
20.2
25.2
23.3
24.3
21.5
22.4
20.4
9.1
4/01
4/02
4/03
4/04
4/05
4/06
4/07
4/08
4/09
4/10
4/11
4/12
4/13
4/14
4/15
4/16
4/17
4/18
4/19
Sampling Date
Concentration
Current MCL

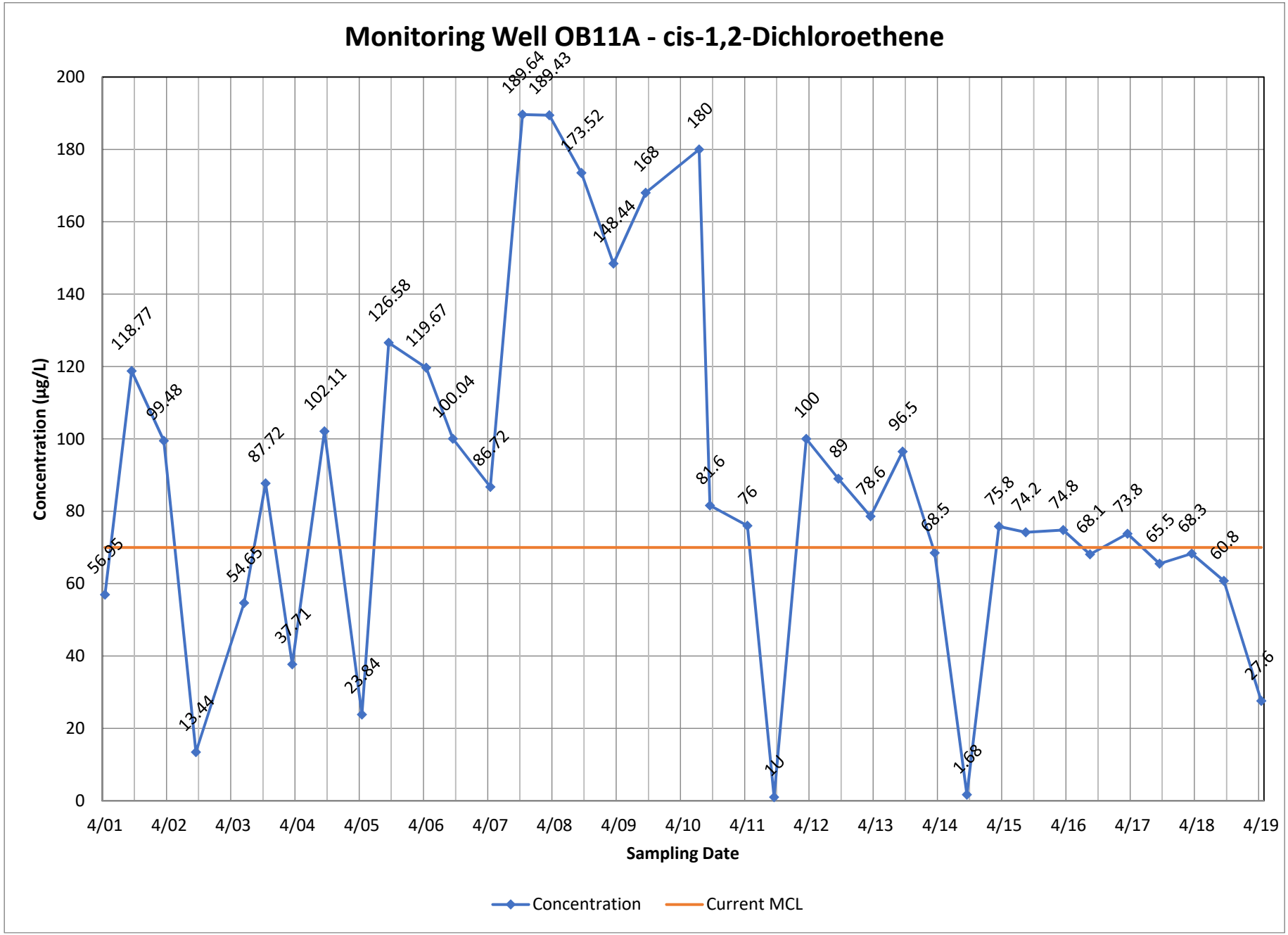
Monitoring Well OB11A - cis-1,2-Dichloroethene
Concentration (µg/L)
Sampling Date
200
180
160
140
120
100
80
60
40
20
0
4/01
4/02
4/03
4/04
4/05
4/06
4/07
4/08
4/09
4/10
4/11
4/12
4/13
4/14
4/15
4/16
4/17
4/18
4/19
56.95
118.77
99.48
13.44
54.65
87.72
37.71
102.11
23.84
126.58
119.67
100.04
86.72
189.64
189.43
173.52
148.44
168
180
81.6
76
1.0
100
89
78.6
96.5
68.5
1.68
75.8
74.2
74.8
68.1
73.8
65.5
68.3
60.8
27.6
Concentration
Current MCL

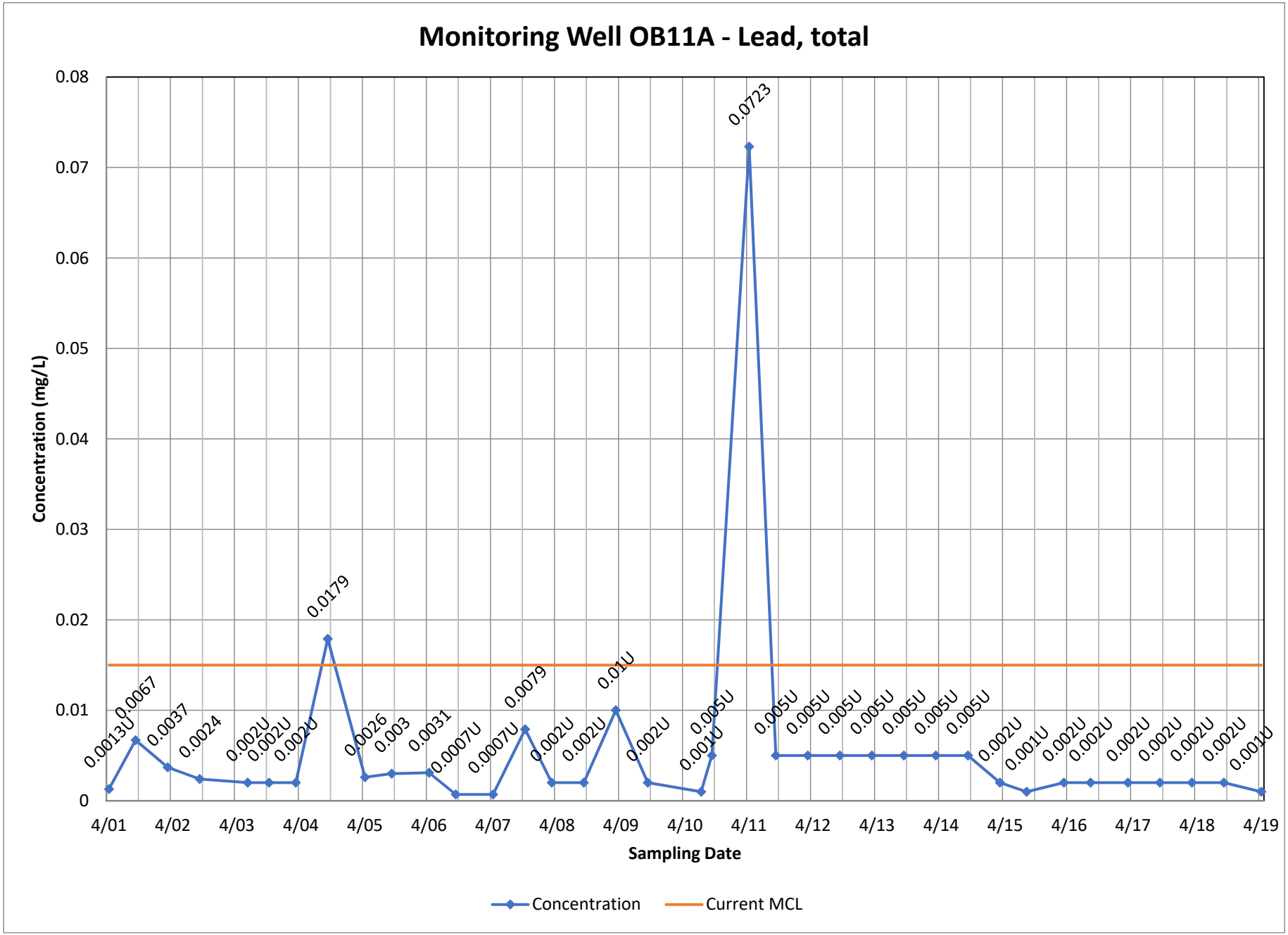
Monitoring Well OB11A - Lead, total
Concentration (mg/L)
0.08
0.07
0.06
0.05
0.04
0.03
0.02
0.01
0
0.0013U
0.0067
0.0037
0.0024
0.002U
0.002U
0.002U
0.0179
0.0026
0.003
0.0031
0.0007U
0.0007U
0.0079
0.002U
0.002U
0.01U
0.002U
0.001U
0.005U
0.0723
0.005U
0.005U
0.005U
0.005U
0.005U
0.005U
0.005U
0.002U
0.001U
0.002U
0.002U
0.002U
0.002U
0.002U
0.002U
0.001U
4/01
4/02
4/03
4/04
4/05
4/06
4/07
4/08
4/09
4/10
4/11
4/12
4/13
4/14
4/15
4/16
4/17
4/18
4/19
Sampling Date
Concentration
Current MCL

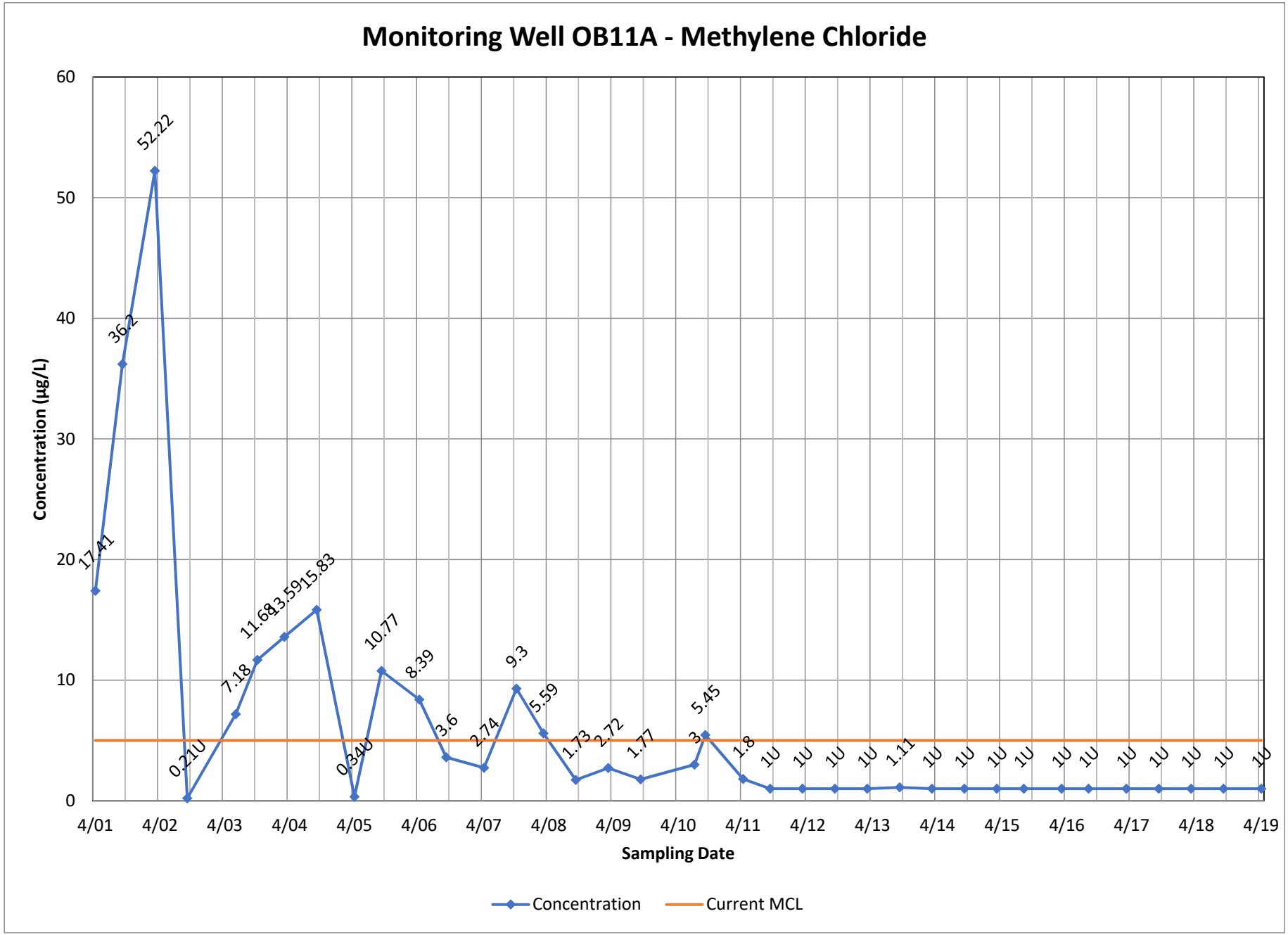
Monitoring Well OB11A - Methylene Chloride
Concentration (µg/L)
60
50
40
30
20
10
0
17.41
36.2
52.22
0.21U
7.18
11.68
13.59
15.83
0.34U
10.77
8.39
3.6
2.74
9.3
5.59
1.73
2.72
1.77
3
5.45
1.8
1U
1.11
4/01
4/02
4/03
4/04
4/05
4/06
4/07
4/08
4/09
4/10
4/11
4/12
4/13
4/14
4/15
4/16
4/17
4/18
4/19
Sampling Date
Concentration
Current MCL

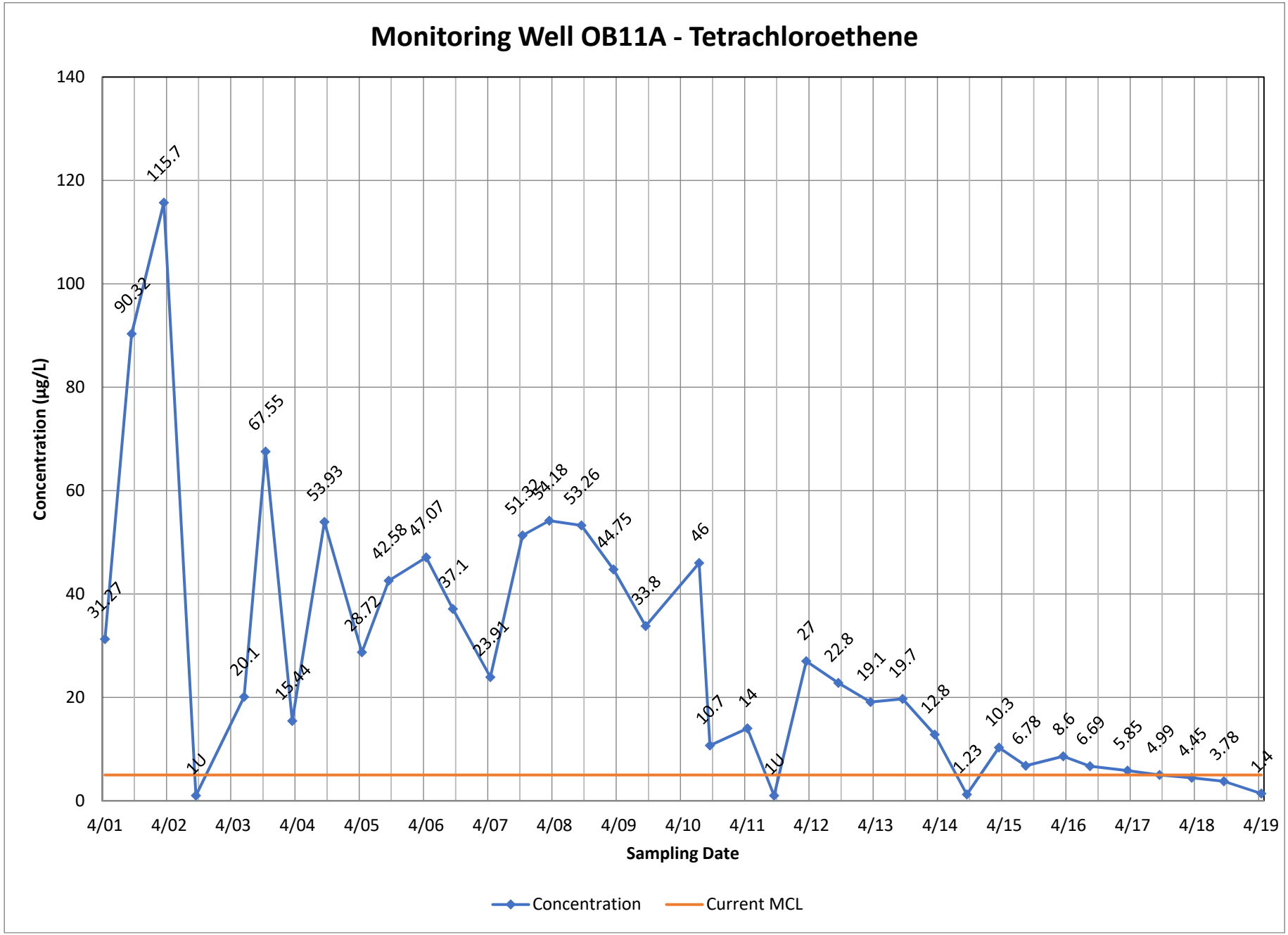
Monitoring Well OB11A - Tetrachloroethene
Concentration (µg/L)
140
120
100
80
60
40
20
0
31.27
90.32
115.7
1U
20.1
67.55
15.44
53.93
28.72
42.58
47.07
37.1
23.91
51.32
54.18
53.26
44.75
33.8
46
10.7
14
1U
27
22.8
19.1
19.7
12.8
1.23
10.3
6.78
8.6
6.69
5.85
4.99
4.45
3.78
1.4
4/01
4/02
4/03
4/04
4/05
4/06
4/07
4/08
4/09
4/10
4/11
4/12
4/13
4/14
4/15
4/16
4/17
4/18
4/19
Sampling Date
Concentration
Current MCL

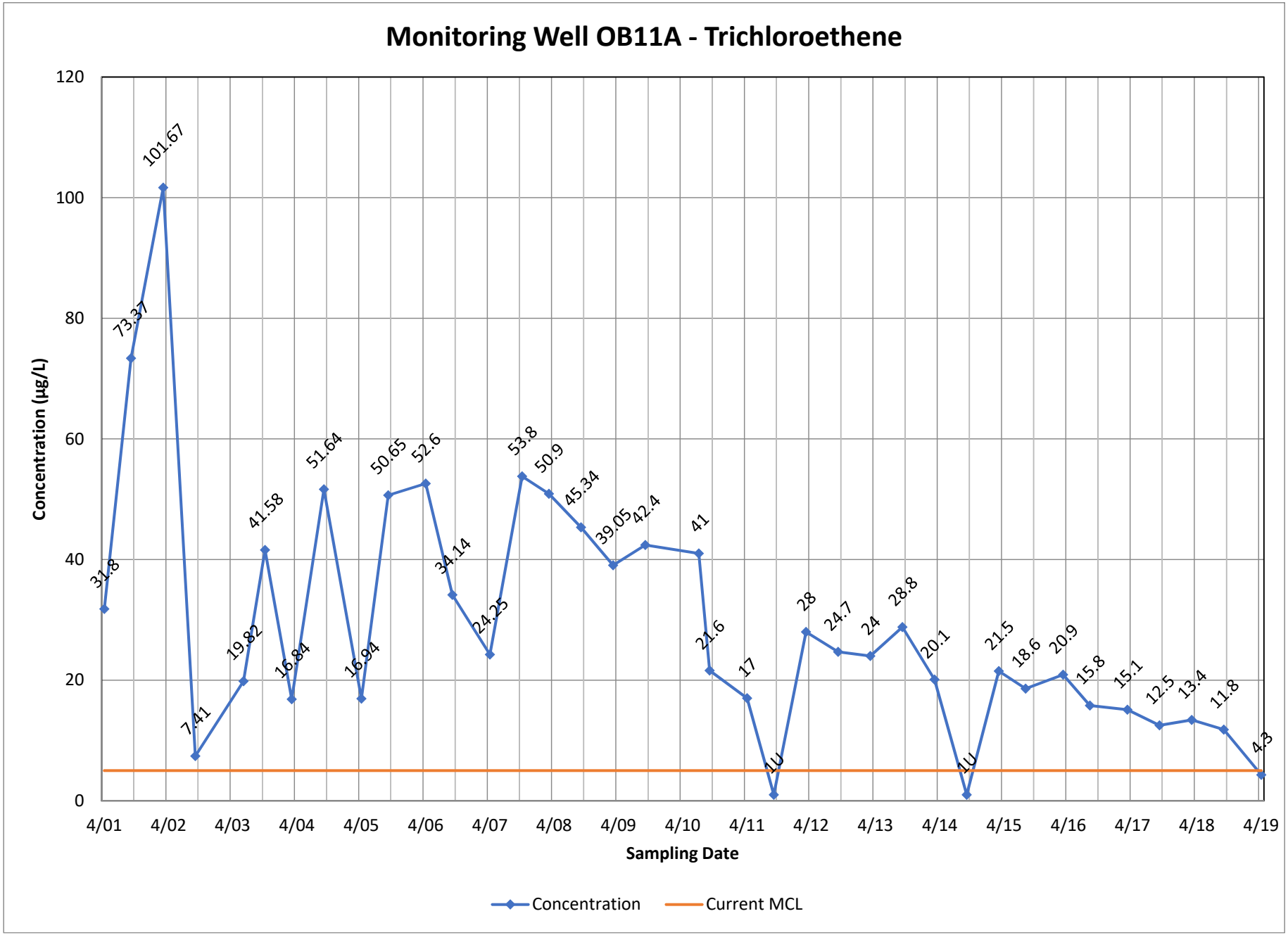
Monitoring Well OB11A - Trichloroethene
Concentration (µg/L)
120
100
80
60
40
20
0
31.8
73.37
101.67
7.41
19.82
41.58
16.84
51.64
16.94
50.65
52.6
34.14
24.25
53.8
50.9
45.34
39.05
42.4
41
21.6
17
1U
28
24.7
24
28.8
20.1
1U
21.5
18.6
20.9
15.8
15.1
12.5
13.4
11.8
4.3
4/01
4/02
4/03
4/04
4/05
4/06
4/07
4/08
4/09
4/10
4/11
4/12
4/13
4/14
4/15
4/16
4/17
4/18
4/19
Sampling Date
Concentration
Current MCL

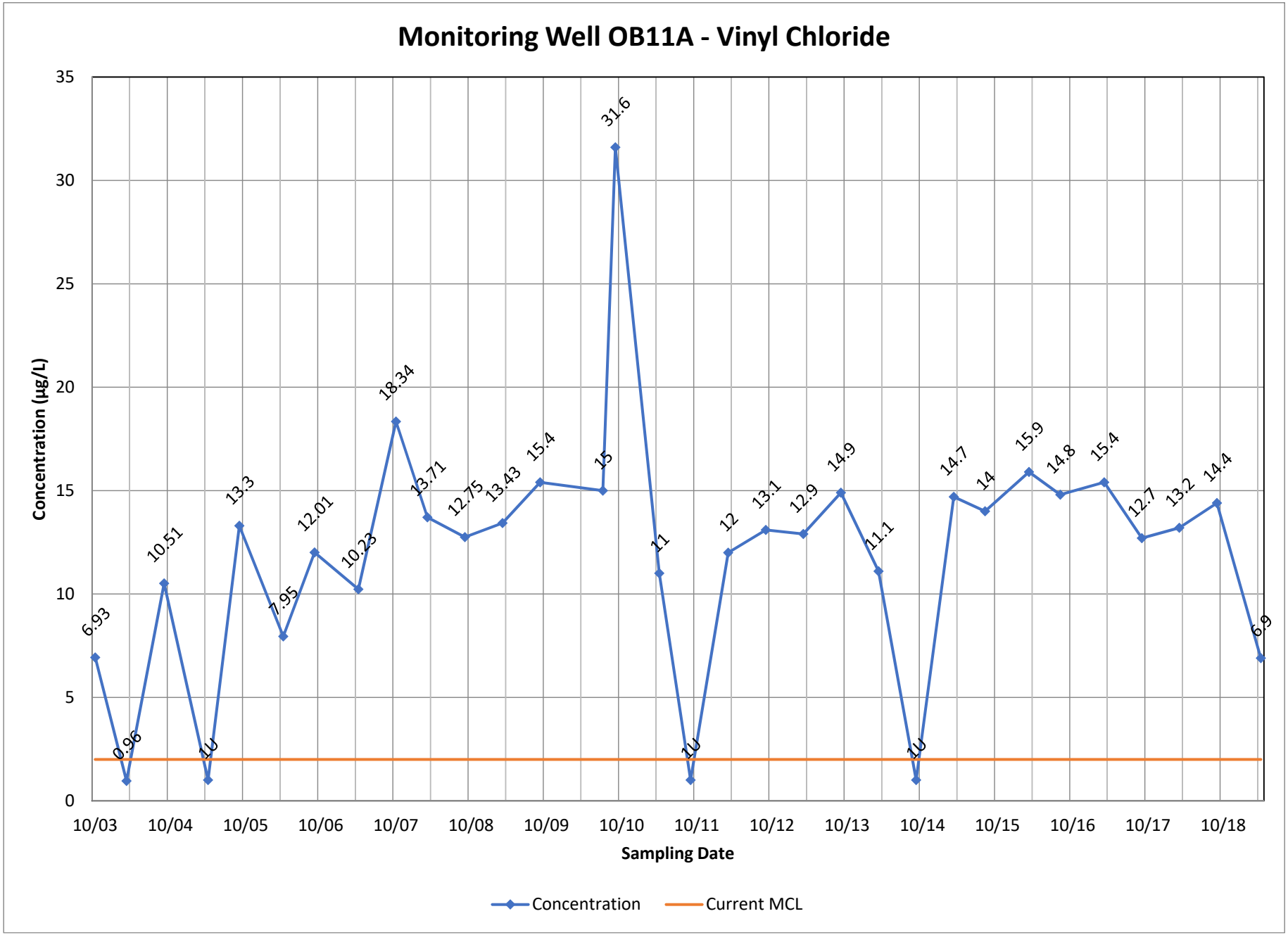
Monitoring Well OB11A - Vinyl Chloride
Concentration (µg/L)
35
30
25
20
15
10
5
0
6.93
0.96
10.51
1U
13.3
7.95
12.01
10.23
18.34
13.71
12.75
13.43
15.4
15
31.6
11
1U
12
13.1
12.9
14.9
11.1
1U
14.7
14
15.9
14.8
15.4
12.7
13.2
14.4
6.9
10/03
10/04
10/05
10/06
10/07
10/08
10/09
10/10
10/11
10/12
10/13
10/14
10/15
10/16
10/17
10/18
Sampling Date
Concentration
Current MCL

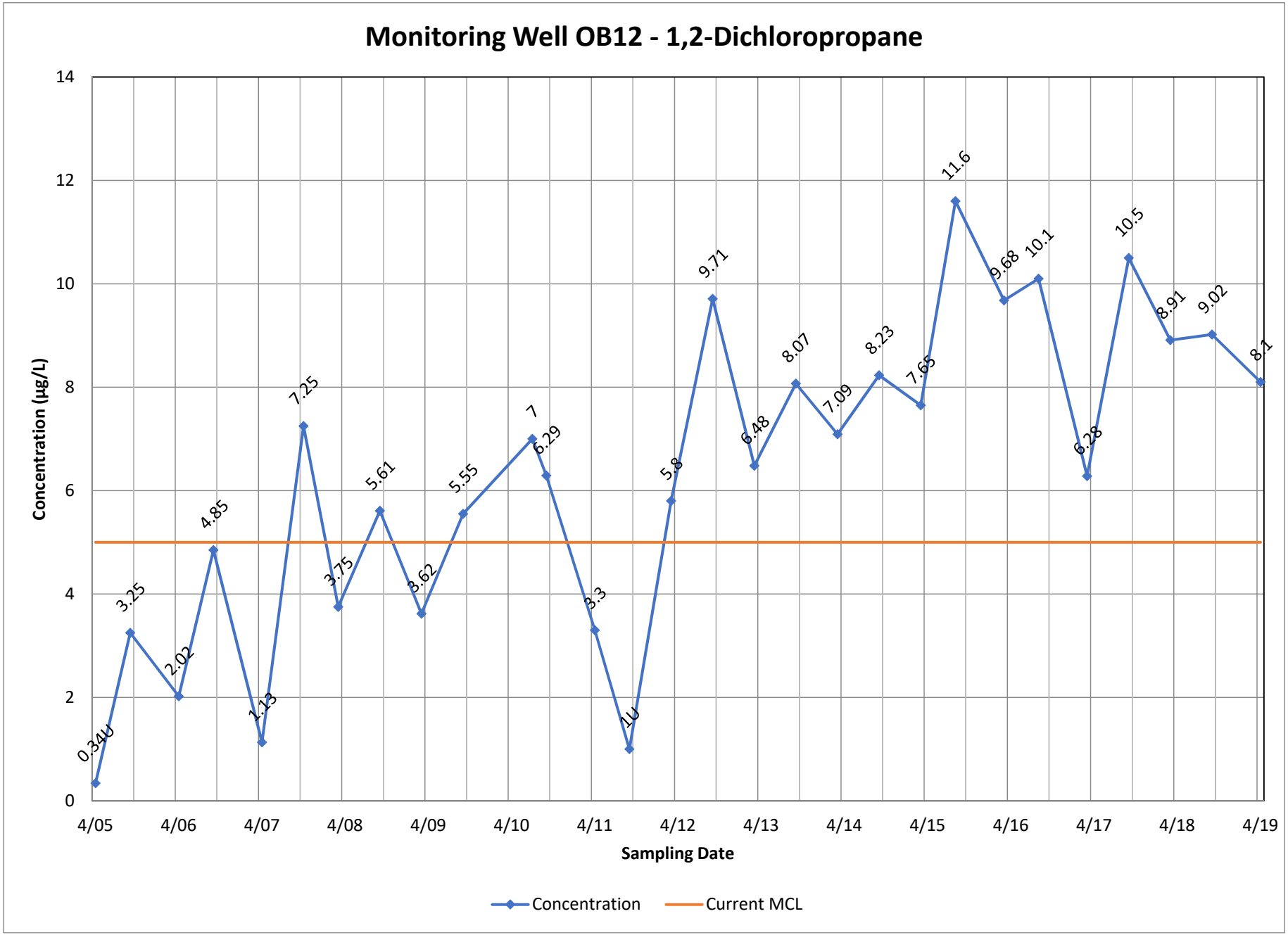
Monitoring Well OB12 - 1,2-Dichloropropane
Concentration (µg/L)
14
12
10
8
6
4
2
0
0.34U
3.25
2.02
4.85
1.13
7.25
3.75
5.61
3.62
5.55
7
6.29
3.3
1U
5.8
9.71
6.48
8.07
7.09
8.23
7.65
11.6
9.68
10.1
6.28
10.5
8.91
9.02
8.1
4/05
4/06
4/07
4/08
4/09
4/10
4/11
4/12
4/13
4/14
4/15
4/16
4/17
4/18
4/19
Sampling Date
Concentration
Current MCL

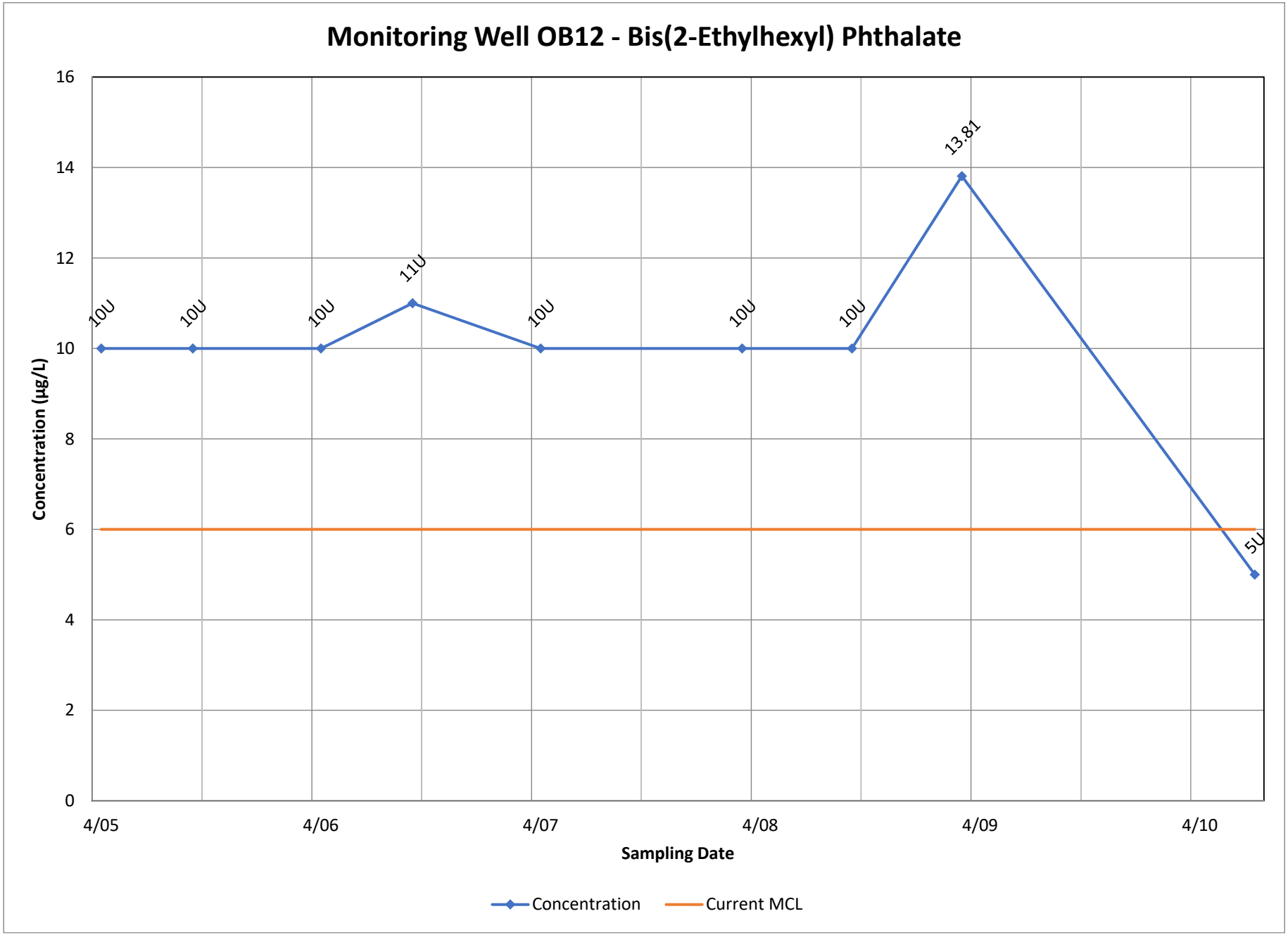
Monitoring Well OB12 - Bis(2-Ethylhexyl) Phthalate
Concentration (µg/L)
16
14
12
10
8
6
4
2
0
10U
10U
10U
11U
10U
10U
10U
13.81
5U
4/05
4/06
4/07
4/08
4/09
4/10
Sampling Date
Concentration
Current MCL

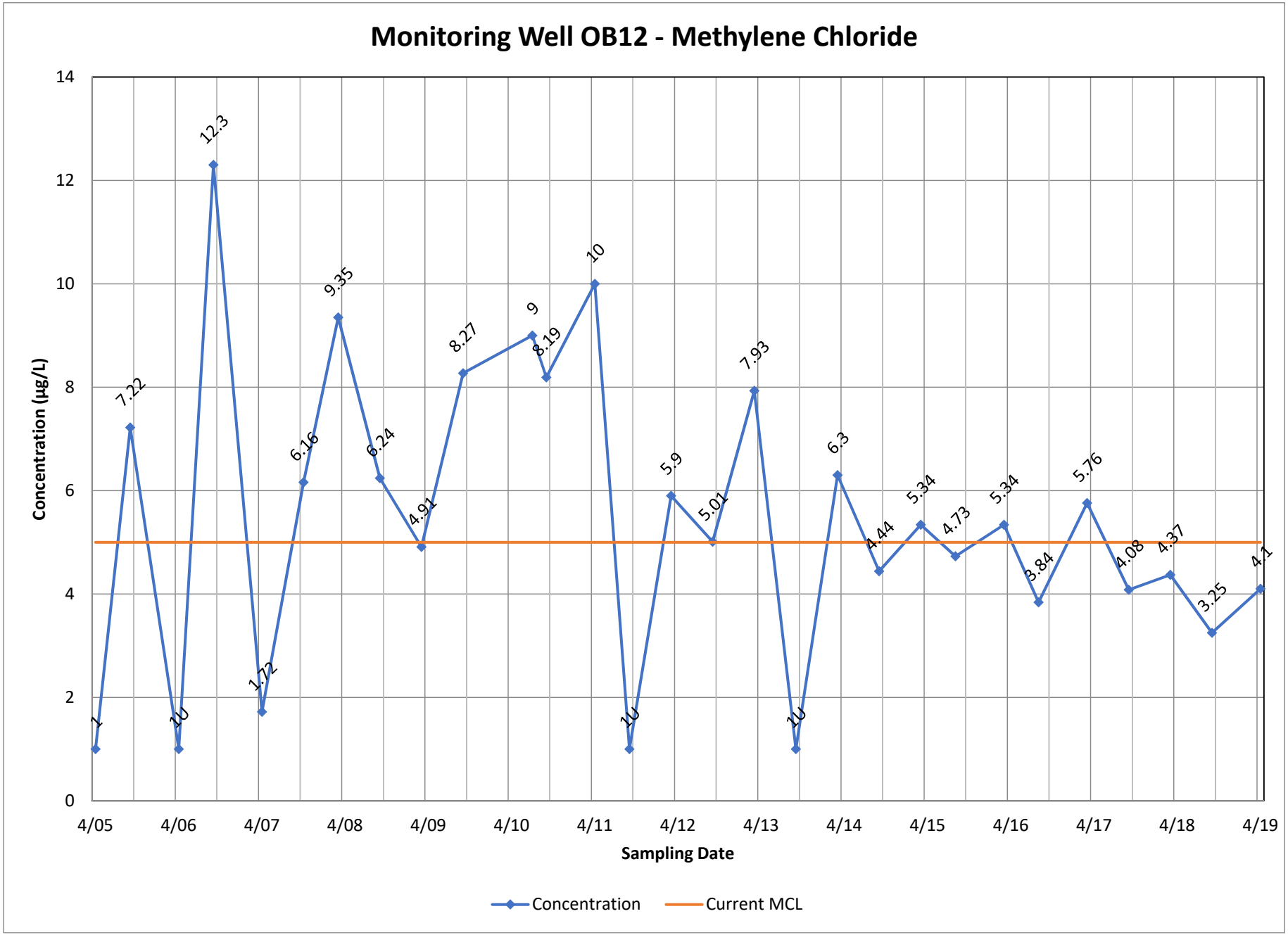
Monitoring Well OB12 - Methylene Chloride
Concentration (µg/L)
Sampling Date
0
2
4
6
8
10
12
14
4/05
4/06
4/07
4/08
4/09
4/10
4/11
4/12
4/13
4/14
4/15
4/16
4/17
4/18
4/19
1
7.22
1U
12.3
1.72
6.16
9.35
6.24
4.91
8.27
9
8.19
10
1U
5.9
5.01
7.93
1U
6.3
4.44
5.34
4.73
5.34
3.84
5.76
4.08
4.37
3.25
4.1
Concentration
Current MCL

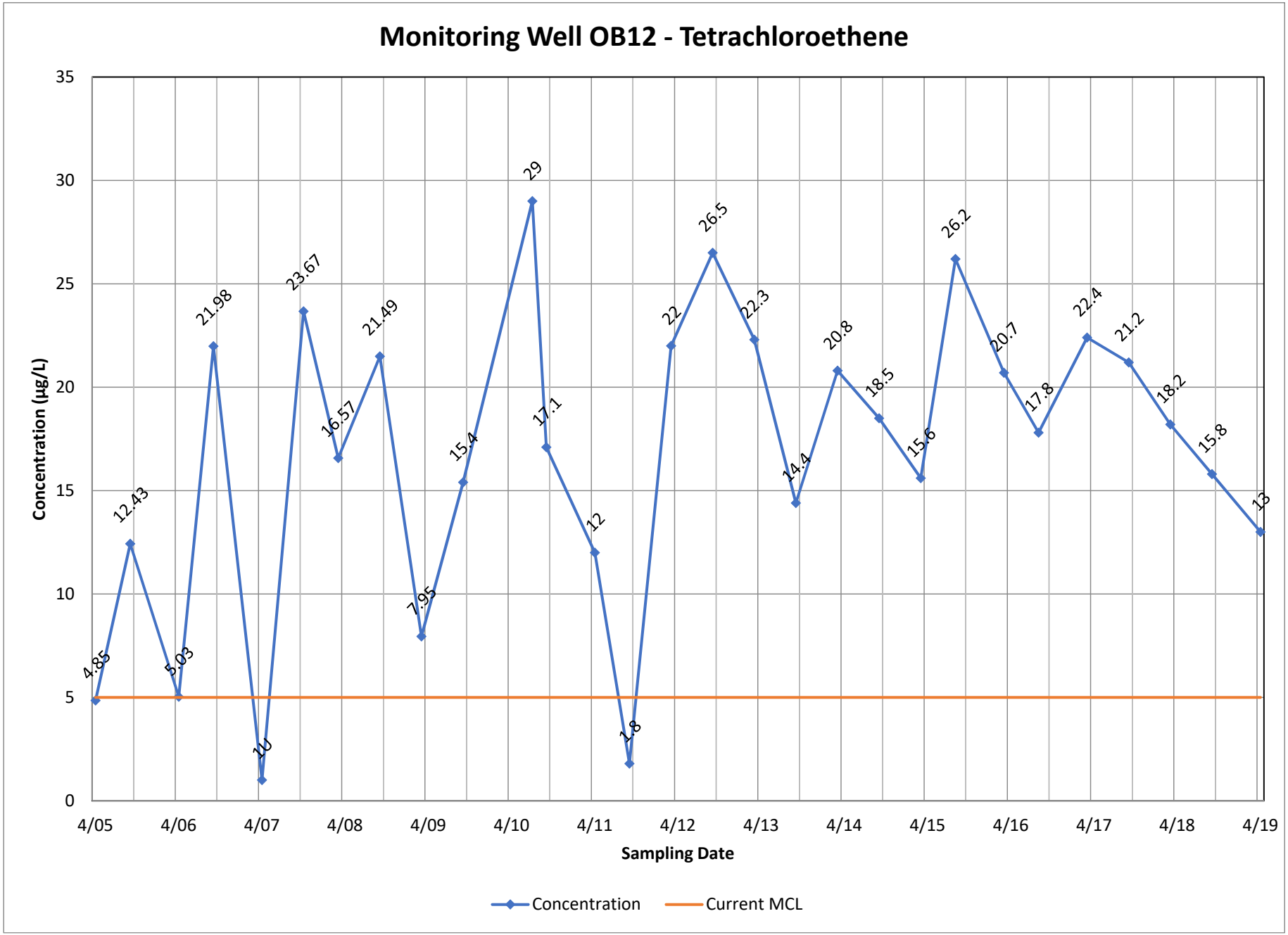
Monitoring Well OB12 - Tetrachloroethene
Concentration (µg/L)
35
30
25
20
15
10
5
0
4/05
4/06
4/07
4/08
4/09
4/10
4/11
4/12
4/13
4/14
4/15
4/16
4/17
4/18
4/19
Sampling Date
4.85
12.43
5.03
21.98
1.0
23.67
16.57
21.49
7.95
15.4
29
17.1
12
1.8
22
26.5
22.3
14.4
20.8
18.5
15.6
26.2
20.7
17.8
22.4
21.2
18.2
15.8
13
Concentration
Current MCL

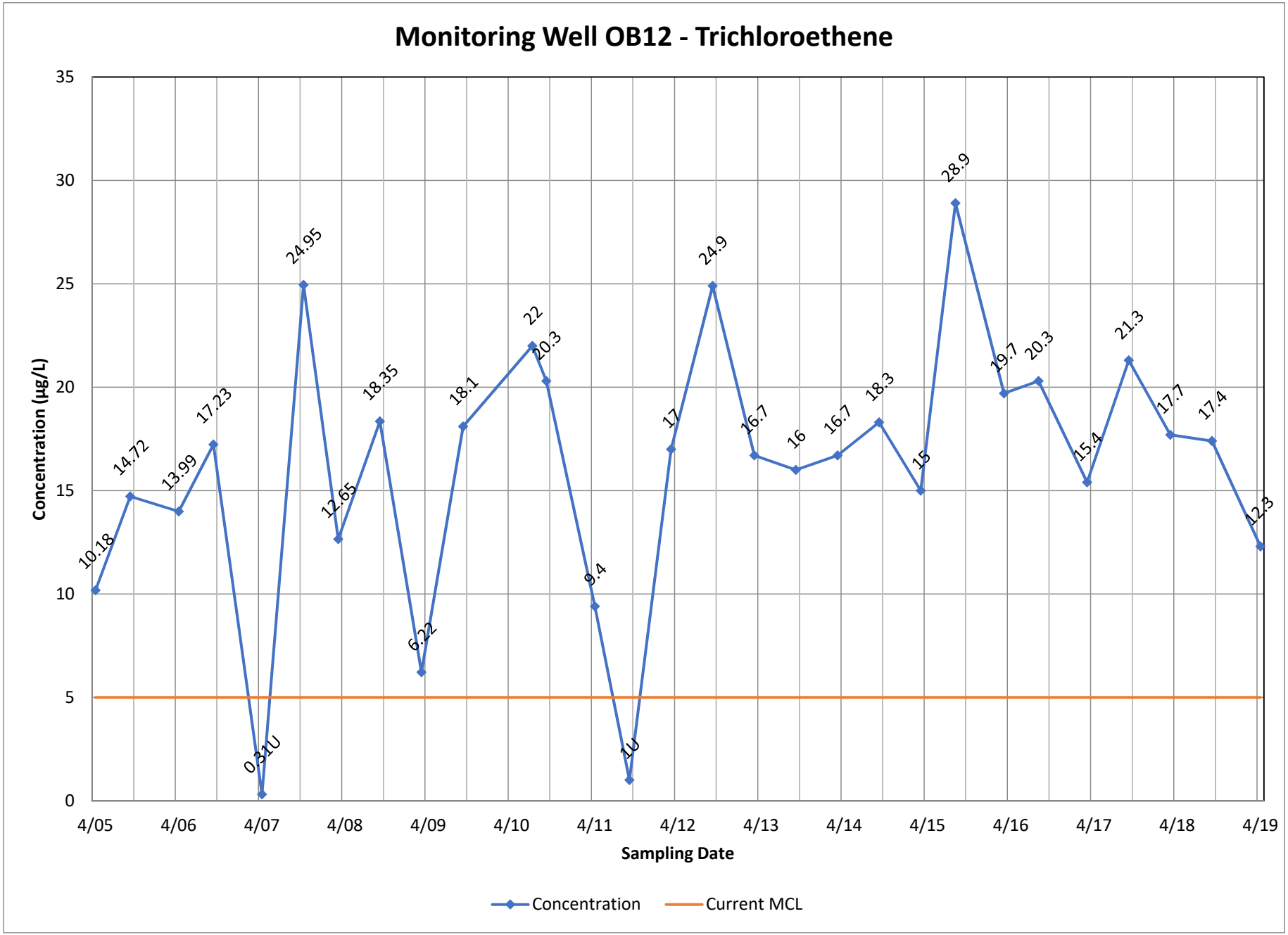
Monitoring Well OB12 - Trichloroethene
Concentration (µg/L)
35
30
25
20
15
10
5
0
10.18
14.72
13.99
17.23
0.31U
24.95
12.65
18.35
6.22
18.1
22
20.3
9.4
1U
17
24.9
16.7
16
16.7
18.3
15
28.9
19.7
20.3
15.4
21.3
17.7
17.4
12.3
4/05
4/06
4/07
4/08
4/09
4/10
4/11
4/12
4/13
4/14
4/15
4/16
4/17
4/18
4/19
Sampling Date
Concentration
Current MCL

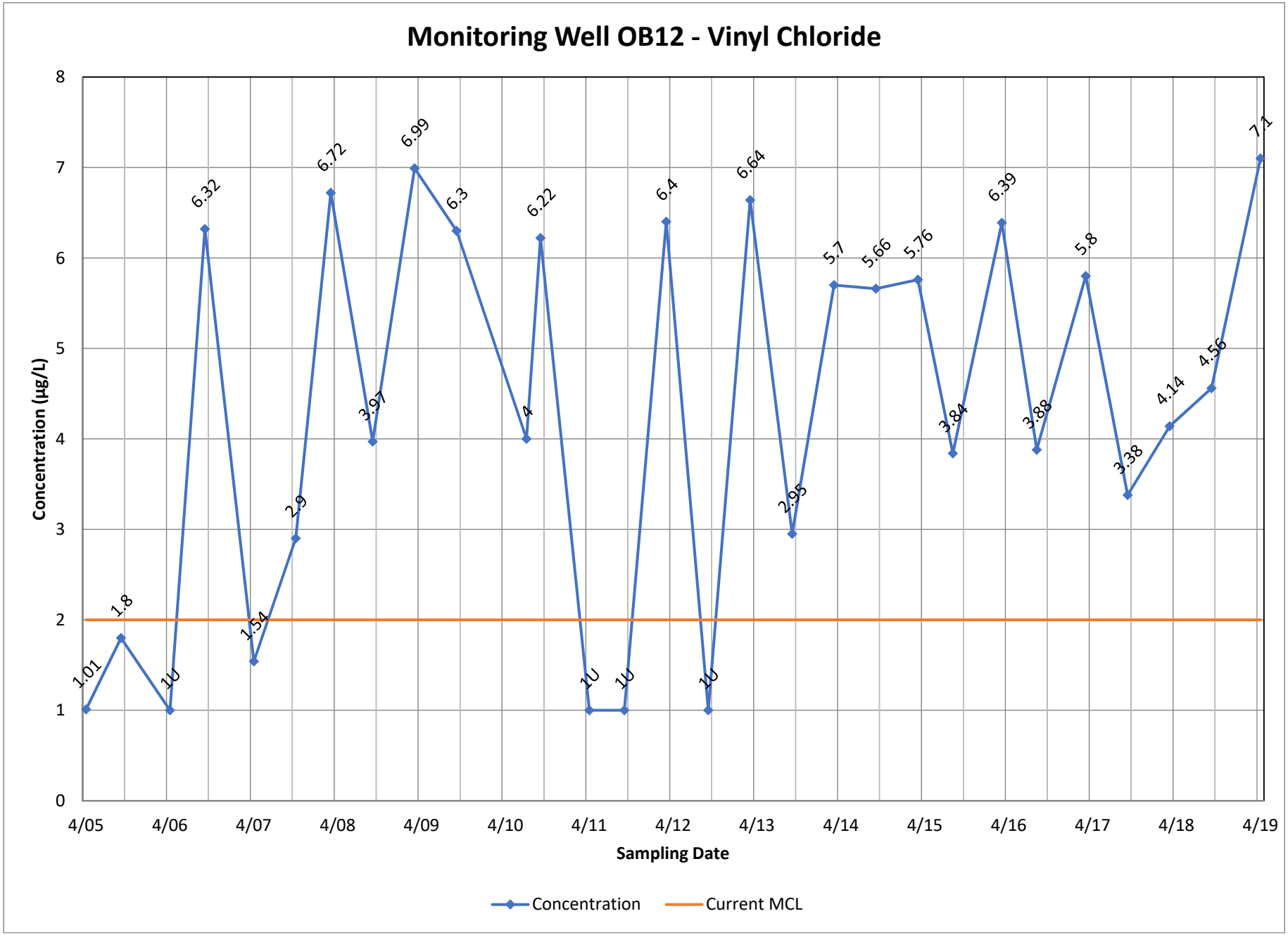
Monitoring Well OB12 - Vinyl Chloride
Concentration (µg/L)
Sampling Date
0
1
2
3
4
5
6
7
8
4/05
4/06
4/07
4/08
4/09
4/10
4/11
4/12
4/13
4/14
4/15
4/16
4/17
4/18
4/19
1.01
1.8
1U
6.32
1.54
2.9
6.72
3.97
6.99
6.3
4
6.22
1U
1U
6.4
1U
6.64
2.95
5.7
5.66
5.76
3.84
6.39
3.88
5.8
3.38
4.14
4.56
7.1
Concentration
Current MCL

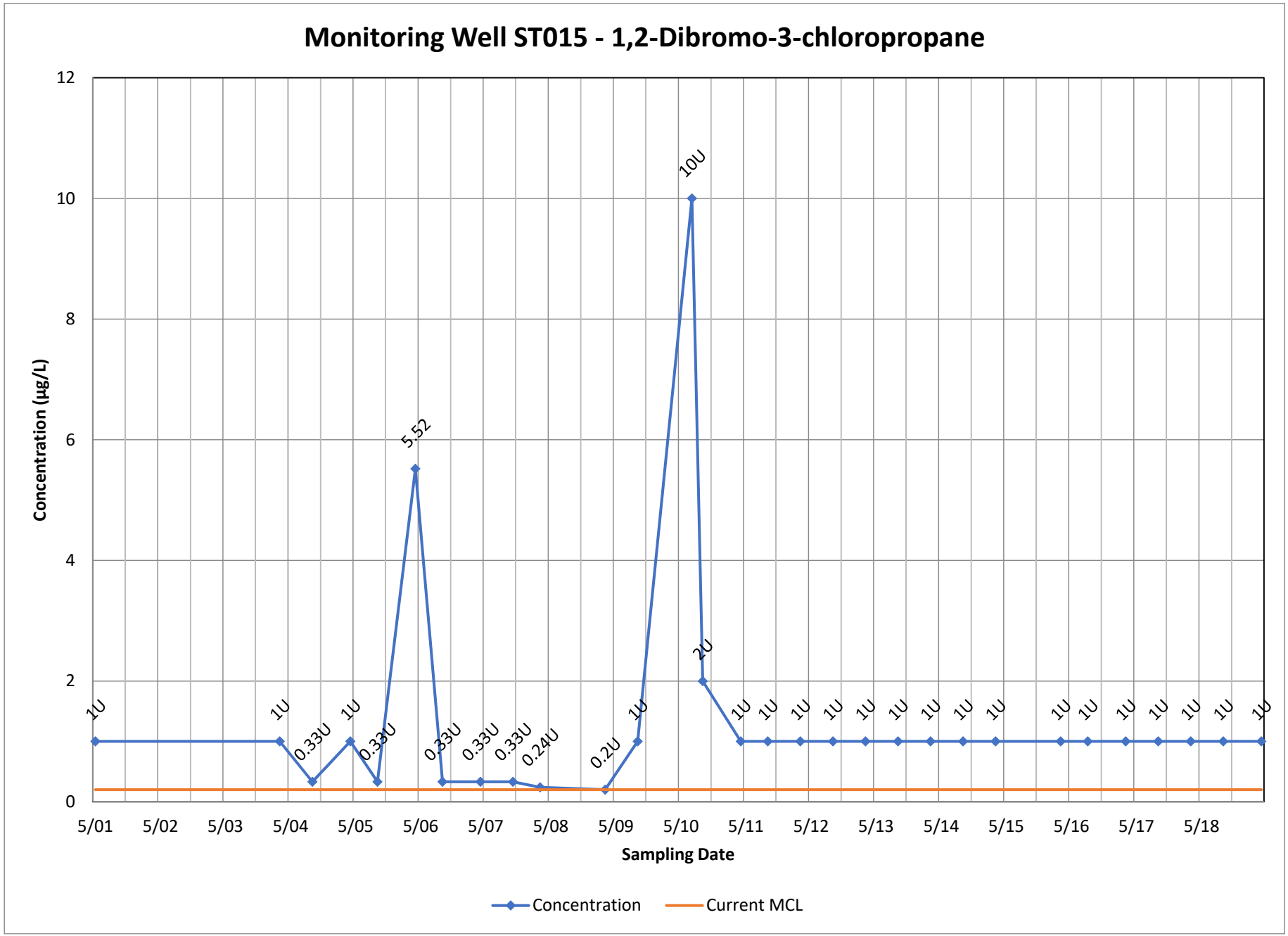
Monitoring Well ST015 - 1,2-Dibromo-3-chloropropane
Concentration (µg/L)
12
10
8
6
4
2
0
1U
1U
0.33U
1U
0.33U
5.52
0.33U
0.33U
0.33U
0.24U
0.2U
1U
10U
2U
1U
1U
1U
1U
1U
1U
1U
1U
1U
1U
1U
1U
1U
1U
1U
5/01
5/02
5/03
5/04
5/05
5/06
5/07
5/08
5/09
5/10
5/11
5/12
5/13
5/14
5/15
5/16
5/17
5/18
Sampling Date
Concentration
Current MCL

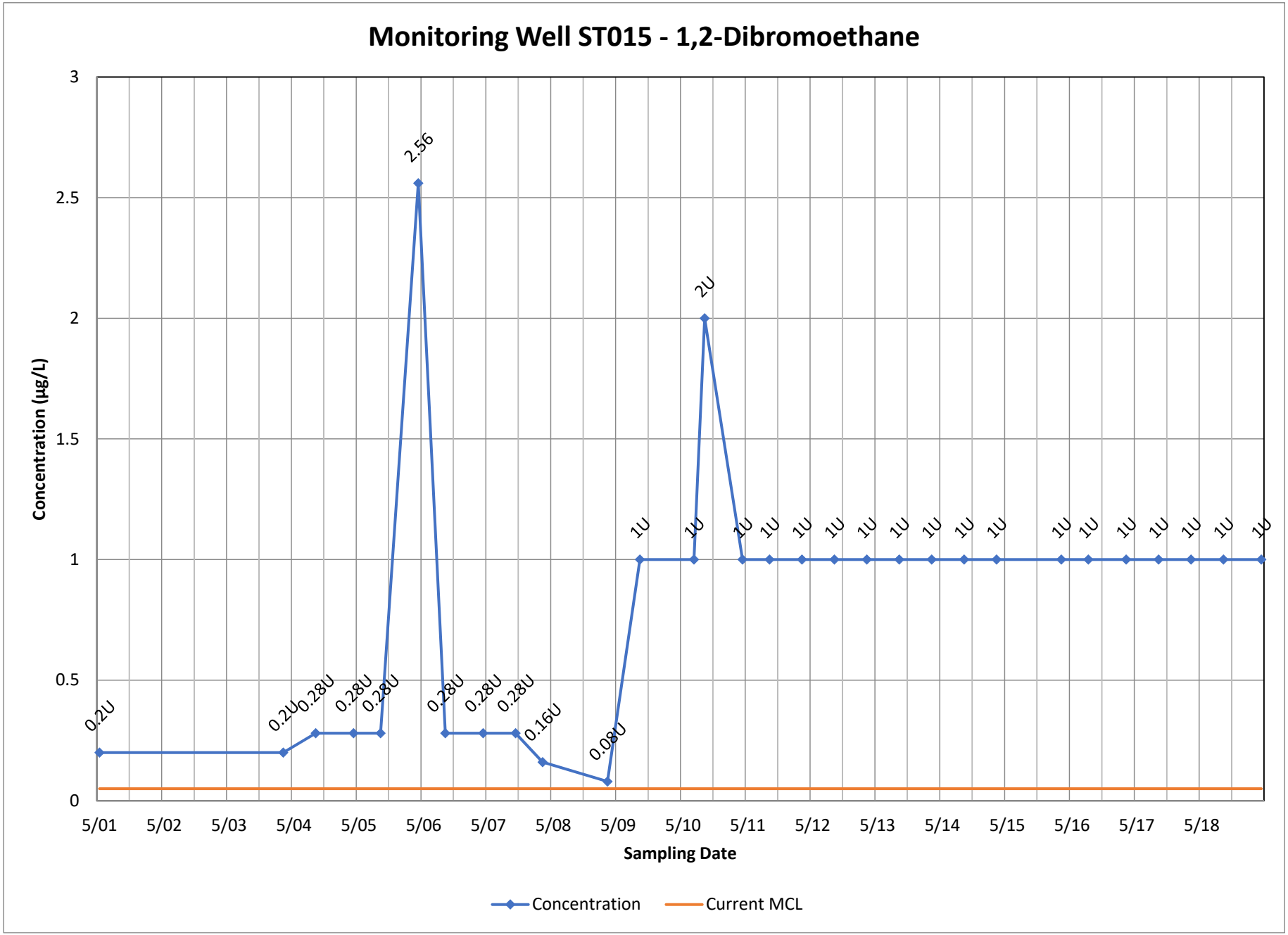
Monitoring Well ST015 - 1,2-Dibromoethane
Concentration (µg/L)
3
2.5
2
1.5
1
0.5
0
2.56
2U
0.2U
0.2U
0.28U
0.28U
0.28U
0.28U
0.28U
0.28U
0.16U
0.08U
1U
1U
1U
1U
1U
1U
1U
1U
1U
1U
1U
1U
1U
1U
1U
1U
1U
1U
5/01
5/02
5/03
5/04
5/05
5/06
5/07
5/08
5/09
5/10
5/11
5/12
5/13
5/14
5/15
5/16
5/17
5/18
Sampling Date
Concentration
Current MCL

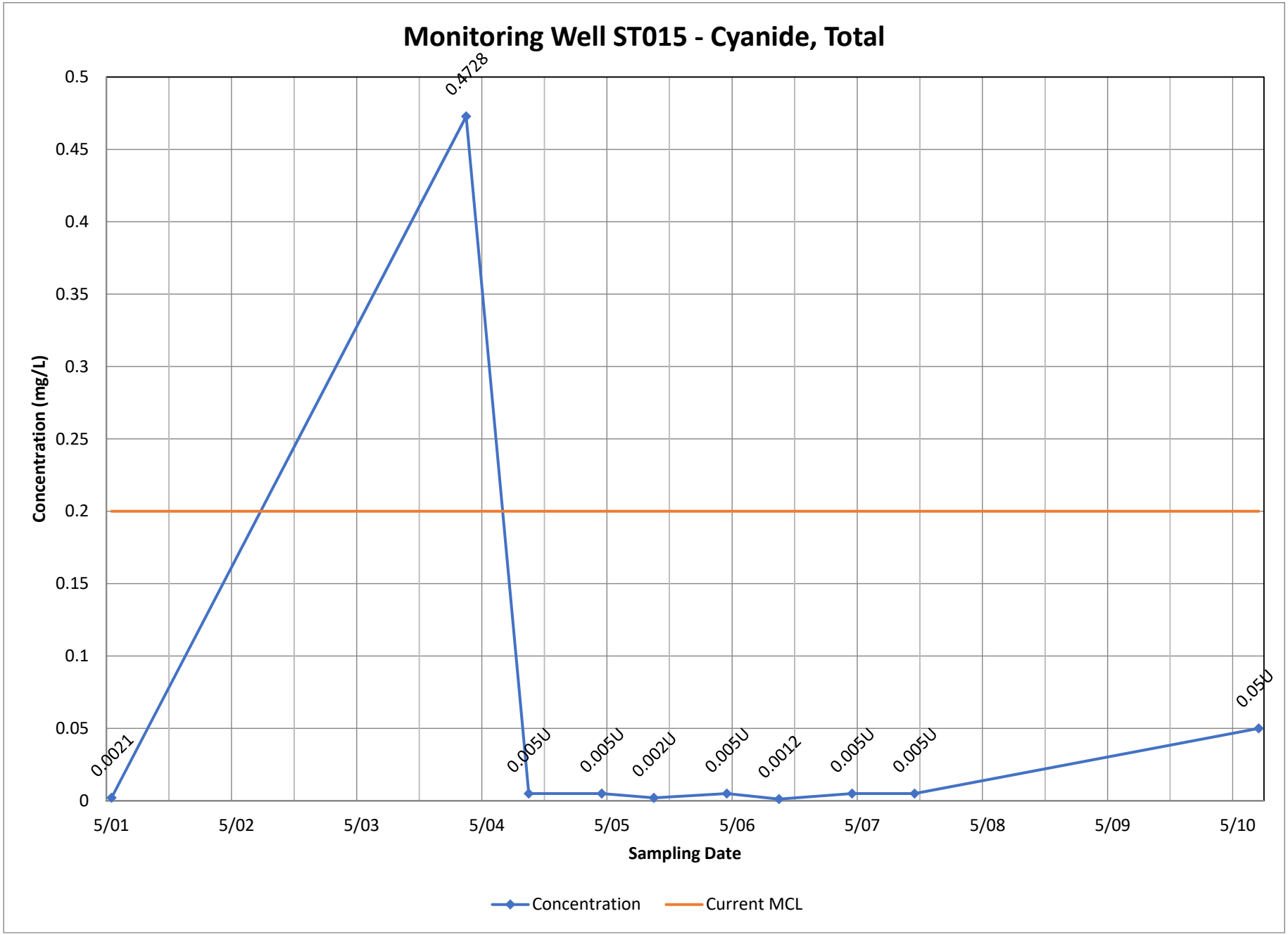
Monitoring Well ST015 - Cyanide, Total
Concentration (mg/L)
0.5
0.45
0.4
0.35
0.3
0.25
0.2
0.15
0.1
0.05
0
0.0021
0.4728
0.005U
0.005U
0.002U
0.005U
0.0012
0.005U
0.005U
0.05U
5/01
5/02
5/03
5/04
5/05
5/06
5/07
5/08
5/09
5/10
Sampling Date
Concentration
Current MCL

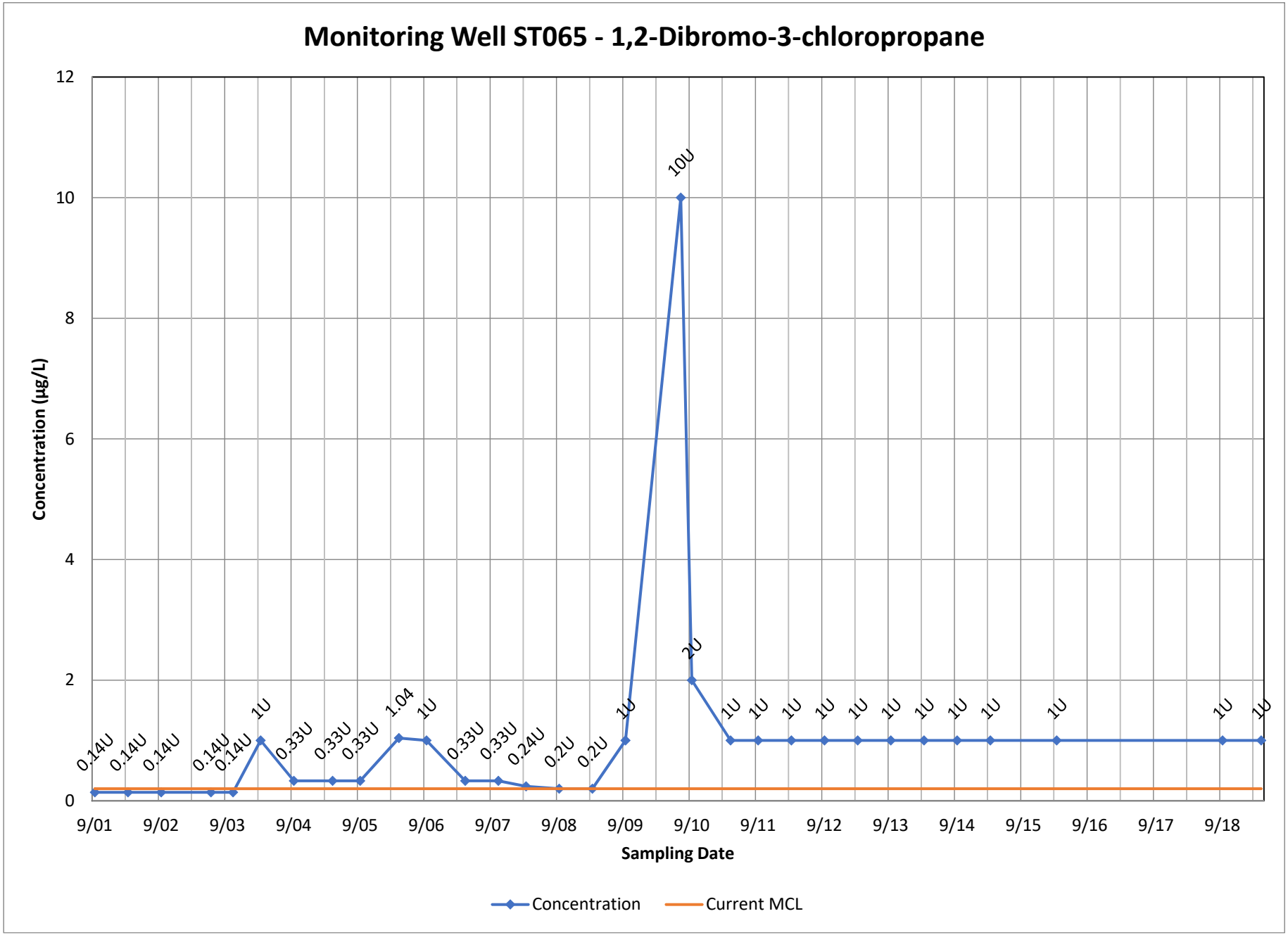
Monitoring Well ST065 - 1,2-Dibromo-3-chloropropane
Concentration (µg/L)
12
10
8
6
4
2
0
0.14U
0.14U
0.14U
0.14U
0.14U
1U
0.33U
0.33U
0.33U
1.04
1U
0.33U
0.33U
0.24U
0.2U
0.2U
1U
10U
2U
1U
1U
1U
1U
1U
1U
1U
1U
1U
1U
1U
1U
9/01
9/02
9/03
9/04
9/05
9/06
9/07
9/08
9/09
9/10
9/11
9/12
9/13
9/14
9/15
9/16
9/17
9/18
Sampling Date
Concentration
Current MCL

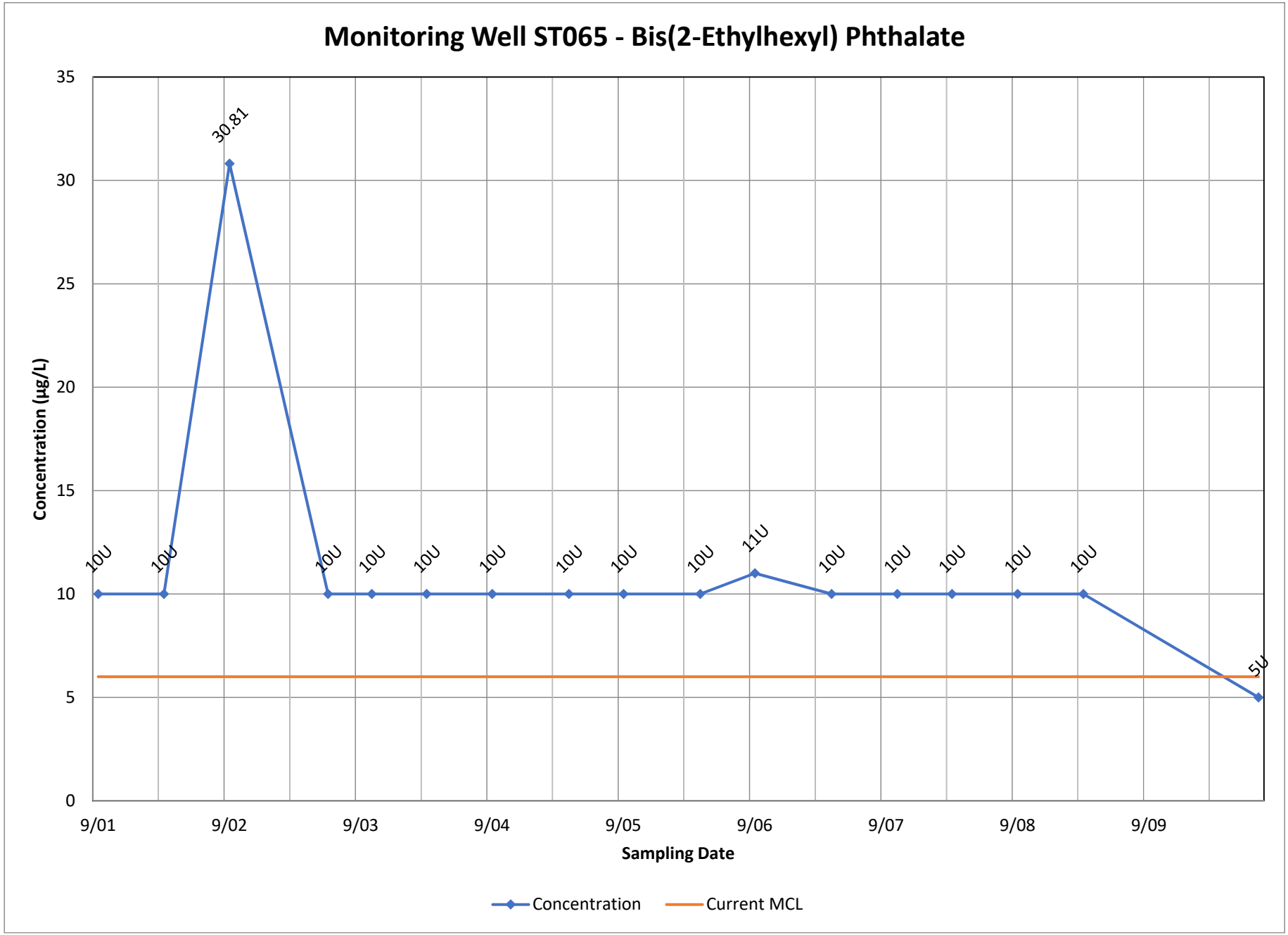
Monitoring Well ST065 - Bis(2-Ethylhexyl) Phthalate
Concentration (µg/L)
35
30
25
20
15
10
5
0
30.81
10U
10U
10U
10U
10U
10U
10U
10U
10U
11U
10U
10U
10U
10U
10U
5U
9/01
9/02
9/03
9/04
9/05
9/06
9/07
9/08
9/09
Sampling Date
Concentration
Current MCL

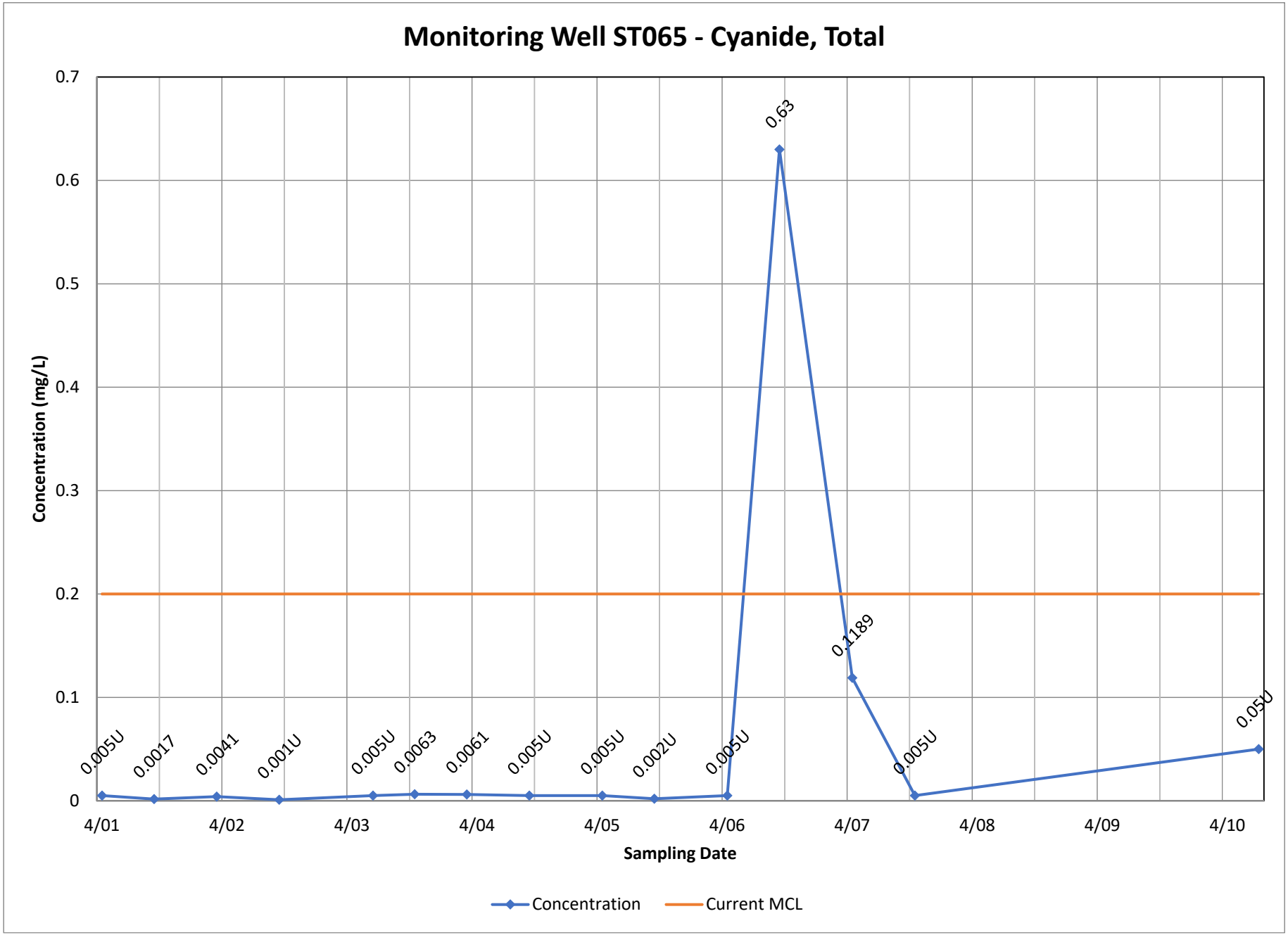
Monitoring Well ST065 - Cyanide, Total
Concentration (mg/L)
0.7
0.6
0.5
0.4
0.3
0.2
0.1
0
0.005U
0.0017
0.0041
0.001U
0.005U
0.0063
0.0061
0.005U
0.005U
0.002U
0.005U
0.63
0.1189
0.005U
0.05U
4/01
4/02
4/03
4/04
4/05
4/06
4/07
4/08
4/09
4/10
Sampling Date
Concentration
Current MCL

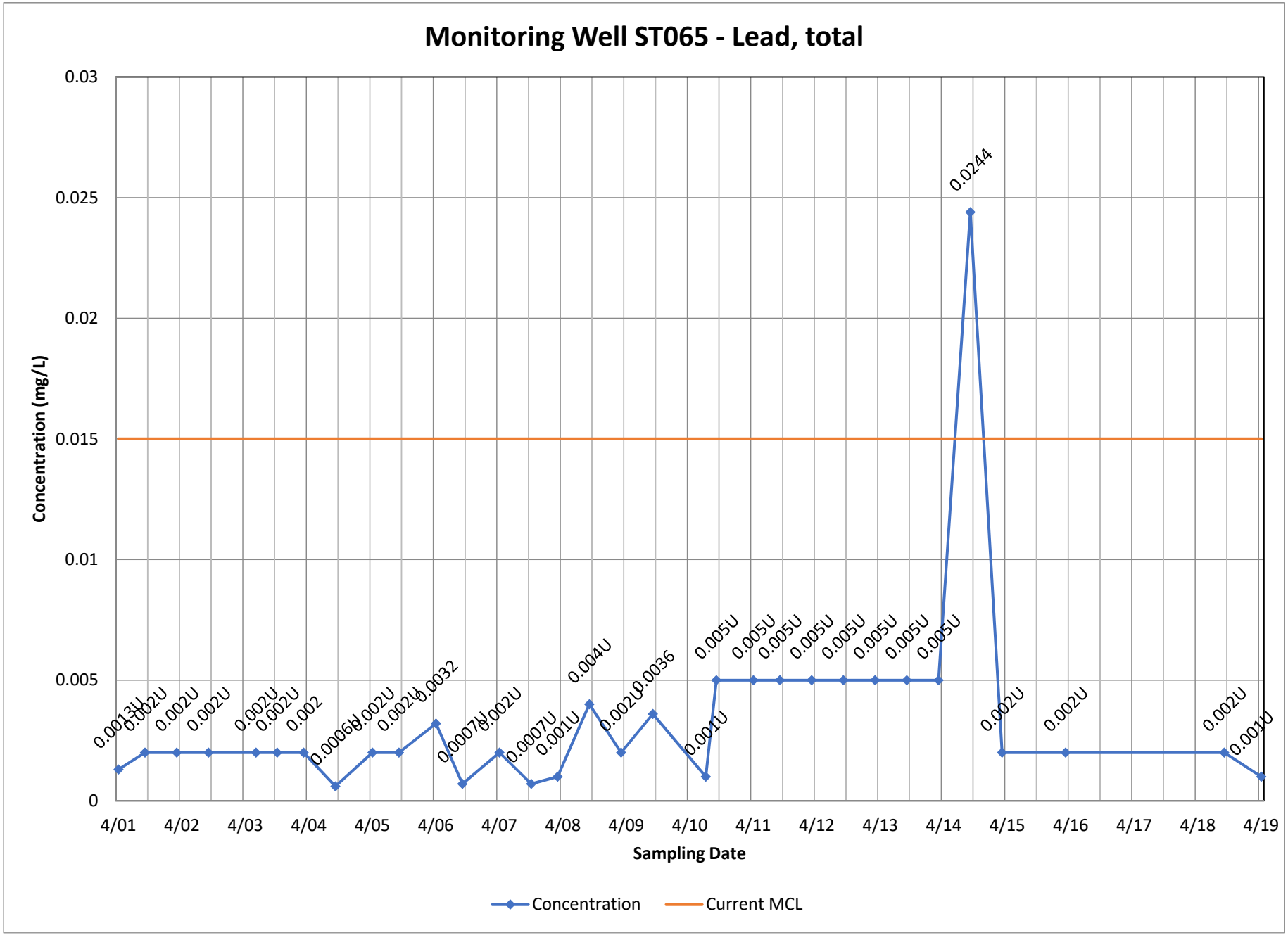
Monitoring Well ST065 - Lead, total
Concentration (mg/L)
0.03
0.025
0.02
0.015
0.01
0.005
0
4/01
4/02
4/03
4/04
4/05
4/06
4/07
4/08
4/09
4/10
4/11
4/12
4/13
4/14
4/15
4/16
4/17
4/18
4/19
Sampling Date
0.0013U
0.002U
0.002U
0.002U
0.002U
0.002U
0.002
0.00066U
0.002U
0.0021
0.0032
0.0007U
0.002U
0.0007U
0.001U
0.004U
0.0021
0.0036
0.001U
0.005U
0.005U
0.005U
0.005U
0.005U
0.005U
0.005U
0.005U
0.0244
0.002U
0.002U
0.002U
0.001U
Concentration
Current MCL

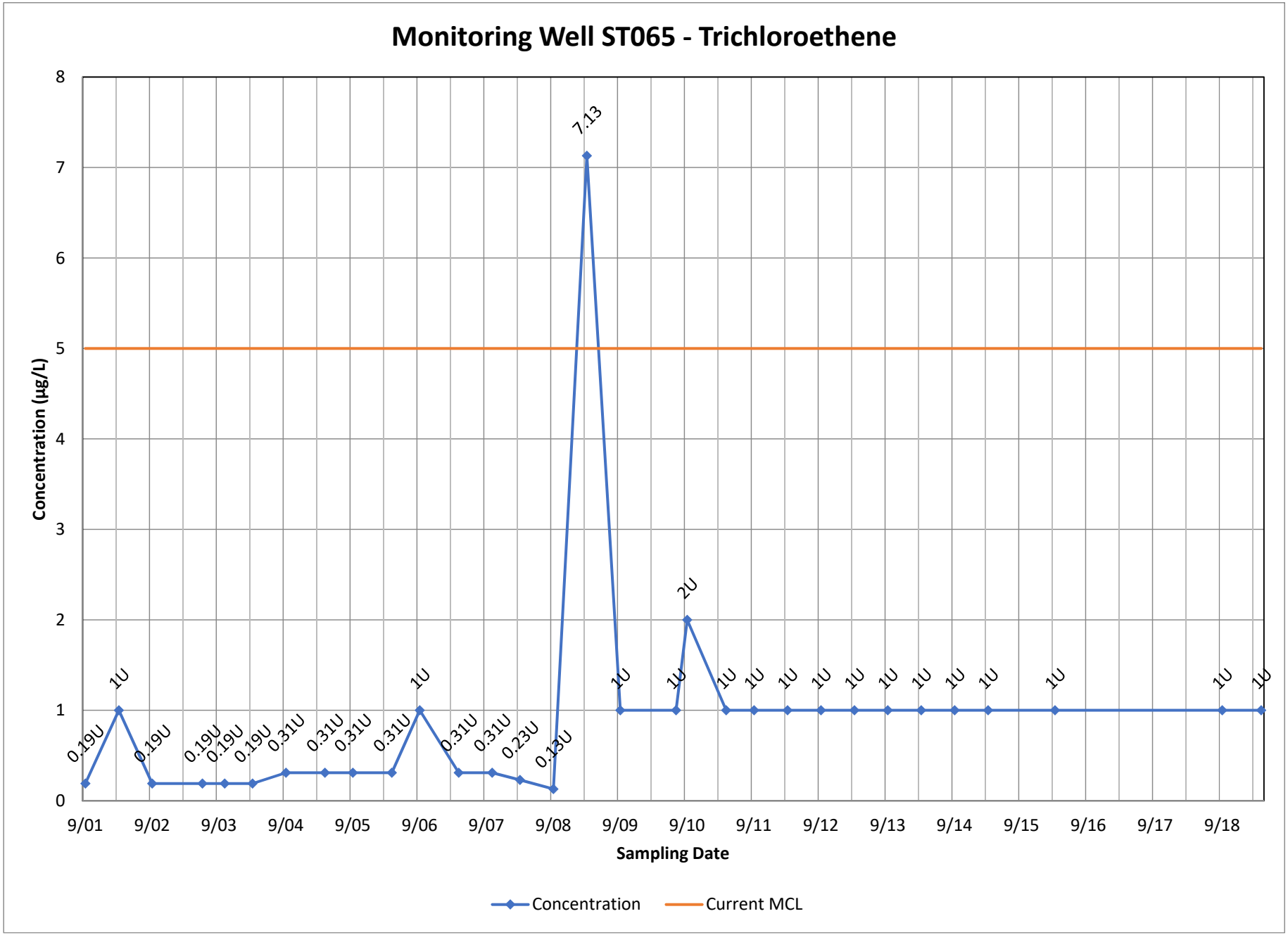
Monitoring Well ST065 - Trichloroethene
Concentration (µg/L)
8
7
6
5
4
3
2
1
0
0.19U
1U
0.19U
0.19U
0.19U
0.19U
0.31U
0.31U
0.31U
0.31U
1U
0.31U
0.31U
0.23U
0.13U
7.13
1U
1U
2U
1U
1U
1U
1U
1U
1U
1U
1U
1U
1U
1U
1U
9/01
9/02
9/03
9/04
9/05
9/06
9/07
9/08
9/09
9/10
9/11
9/12
9/13
9/14
9/15
9/16
9/17
9/18
Sampling Date
Concentration
Current MCL

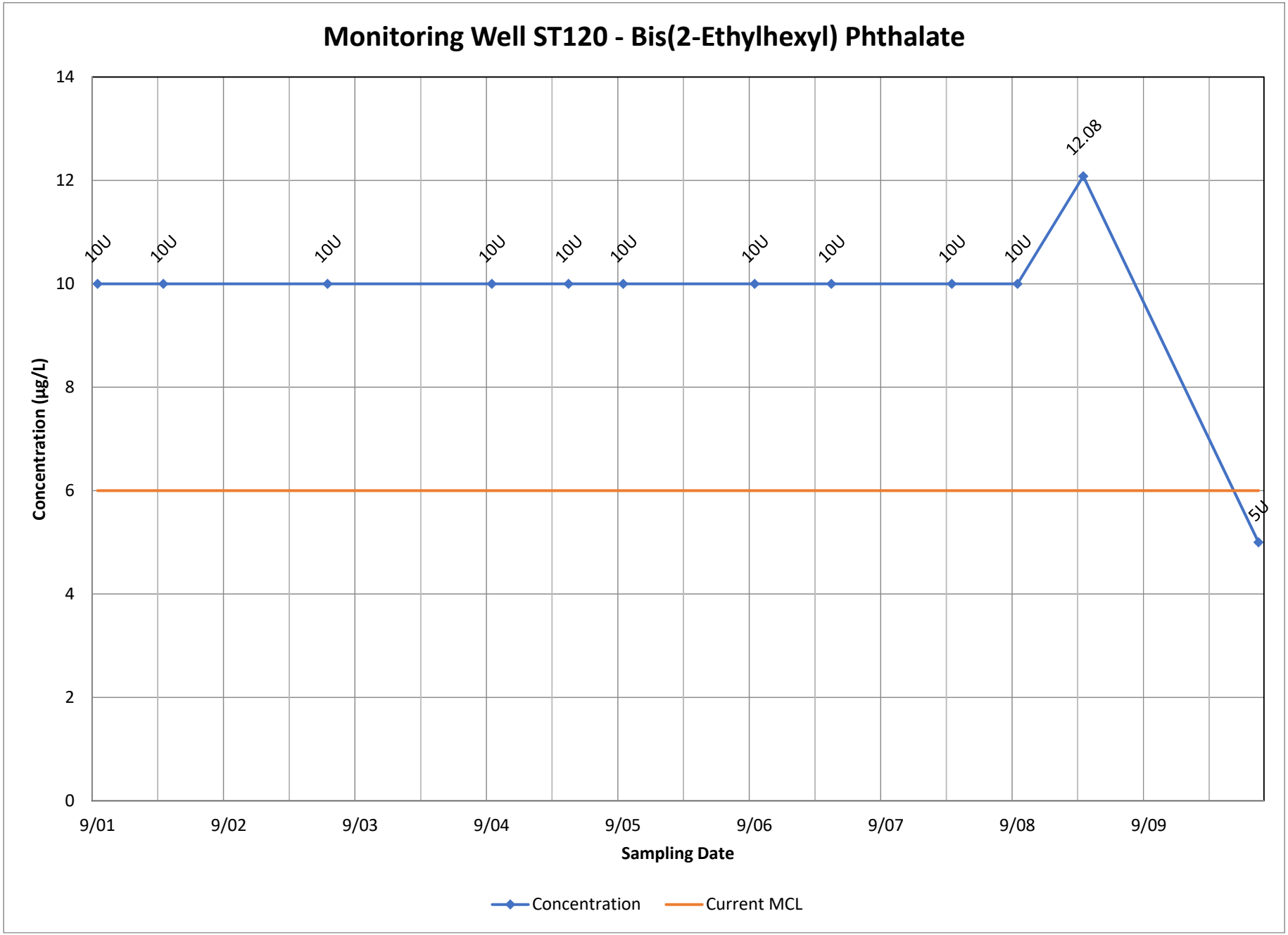
Monitoring Well ST120 - Bis(2-Ethylhexyl) Phthalate
Concentration (µg/L)
14
12
10
8
6
4
2
0
10U
10U
10U
10U
10U
10U
10U
10U
10U
10U
12.08
5U
9/01
9/02
9/03
9/04
9/05
9/06
9/07
9/08
9/09
Sampling Date
Concentration
Current MCL

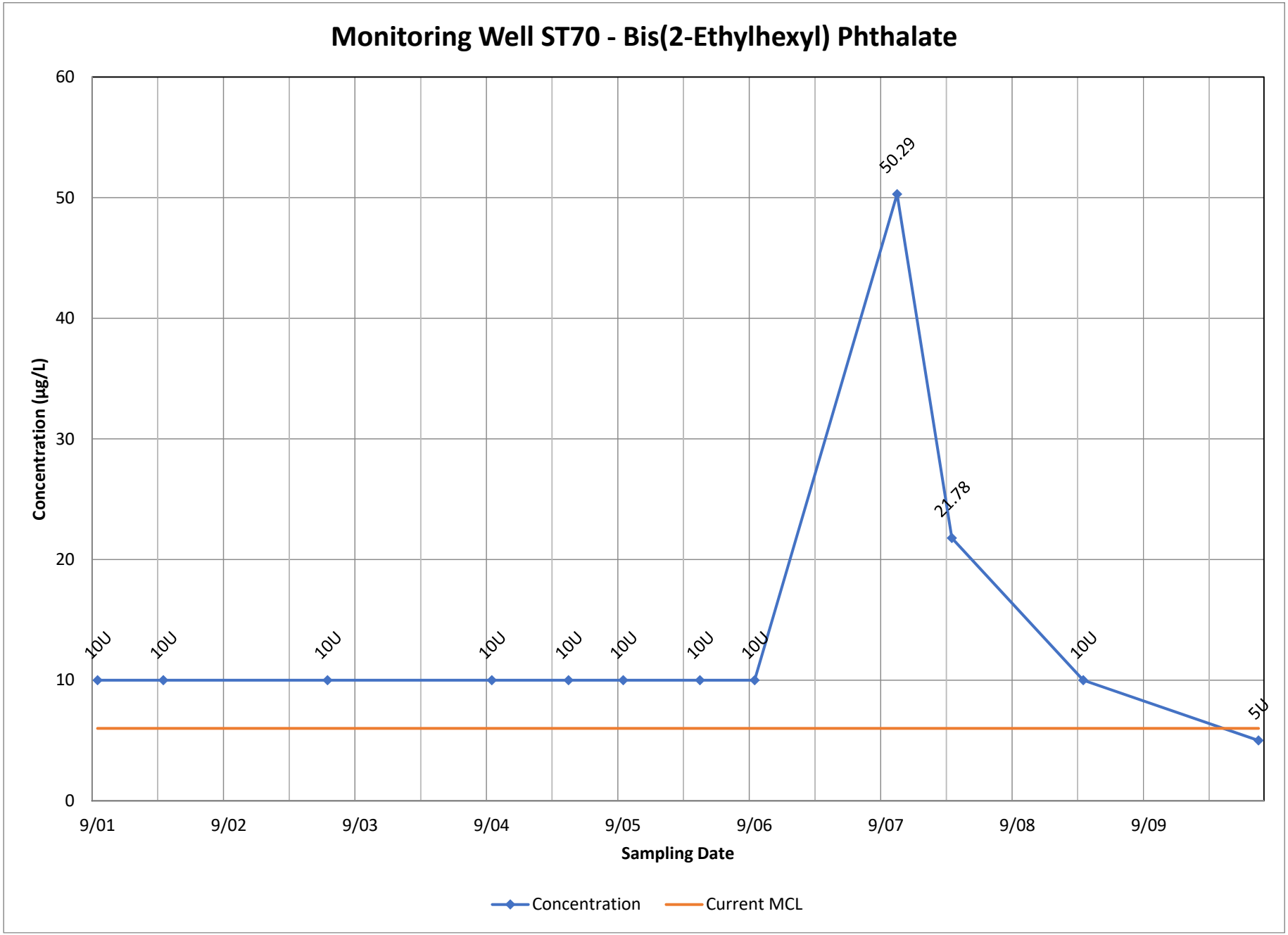
Monitoring Well ST70 - Bis(2-Ethylhexyl) Phthalate
Concentration (µg/L)
60
50
40
30
20
10
0
10U
10U
10U
10U
10U
10U
10U
10U
50.29
21.78
10U
5U
9/01
9/02
9/03
9/04
9/05
9/06
9/07
9/08
9/09
Sampling Date
Concentration
Current MCL

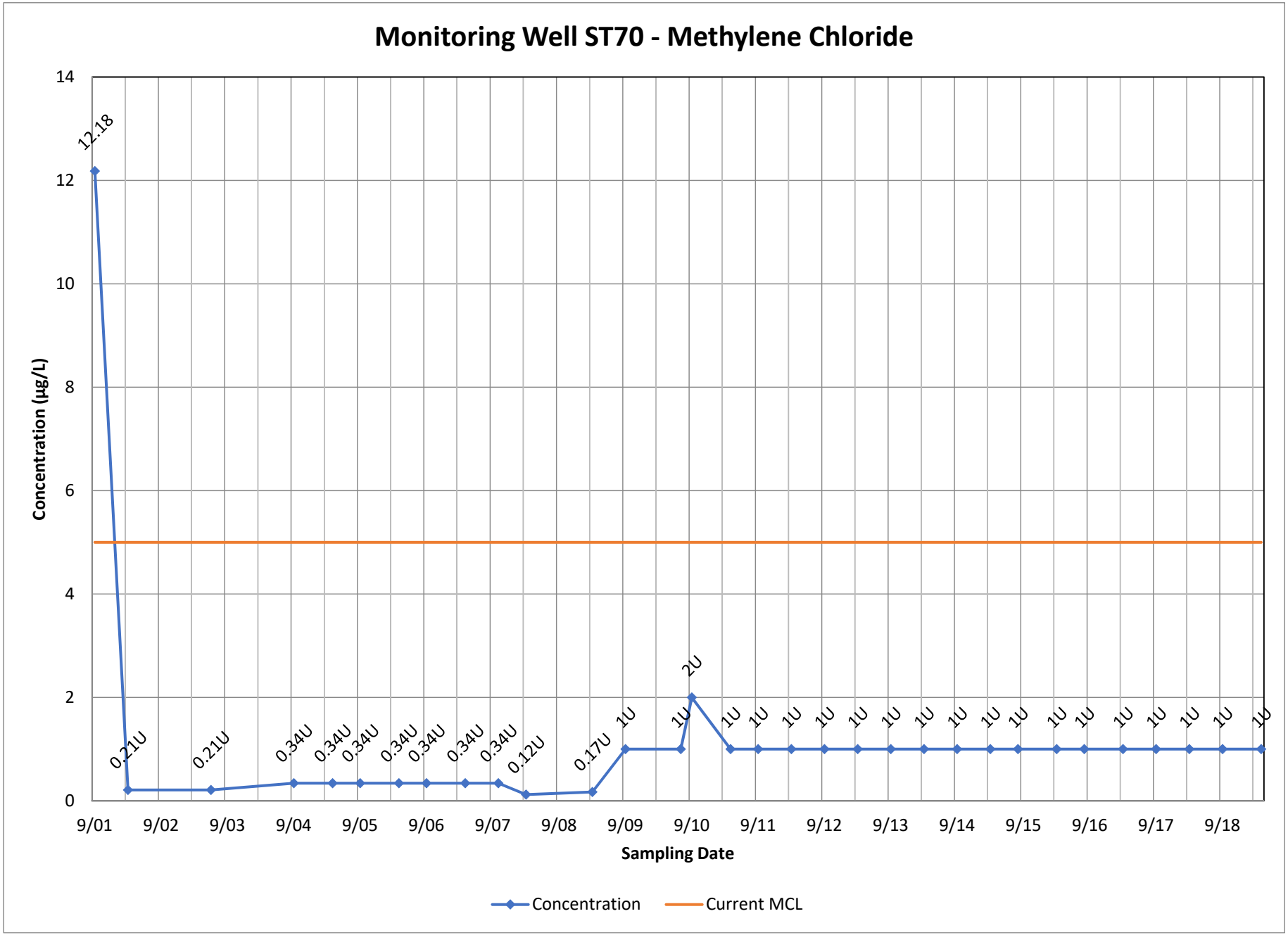
Monitoring Well ST70 - Methylene Chloride
Concentration (µg/L)
14
12
10
8
6
4
2
0
12.18
0.21U
0.21U
0.34U
0.34U
0.34U
0.34U
0.34U
0.34U
0.34U
0.12U
0.17U
1U
1U
2U
1U
1U
1U
1U
1U
1U
1U
1U
1U
1U
1U
1U
1U
1U
1U
1U
1U
1U
9/01
9/02
9/03
9/04
9/05
9/06
9/07
9/08
9/09
9/10
9/11
9/12
9/13
9/14
9/15
9/16
9/17
9/18
Sampling Date
Concentration
Current MCL

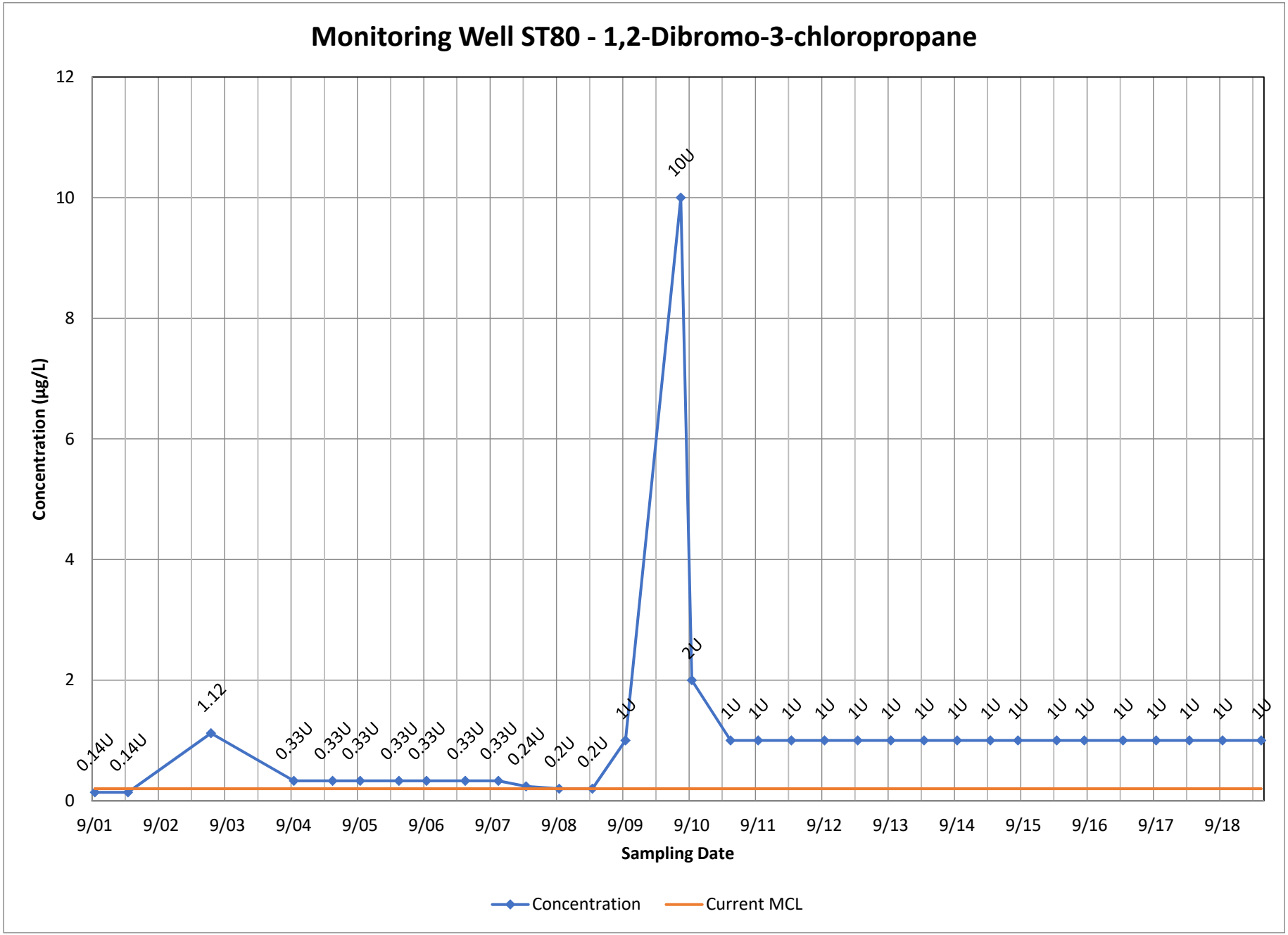
Monitoring Well ST80 - 1,2-Dibromo-3-chloropropane
Concentration (µg/L)
12
10
8
6
4
2
0
0.14U
0.14U
1.12
0.33U
0.33U
0.33U
0.33U
0.33U
0.33U
0.33U
0.24U
0.2U
0.2U
1U
10U
2U
1U
1U
1U
1U
1U
1U
1U
1U
1U
1U
1U
1U
1U
1U
1U
1U
1U
1U
9/01
9/02
9/03
9/04
9/05
9/06
9/07
9/08
9/09
9/10
9/11
9/12
9/13
9/14
9/15
9/16
9/17
9/18
Sampling Date
Concentration
Current MCL

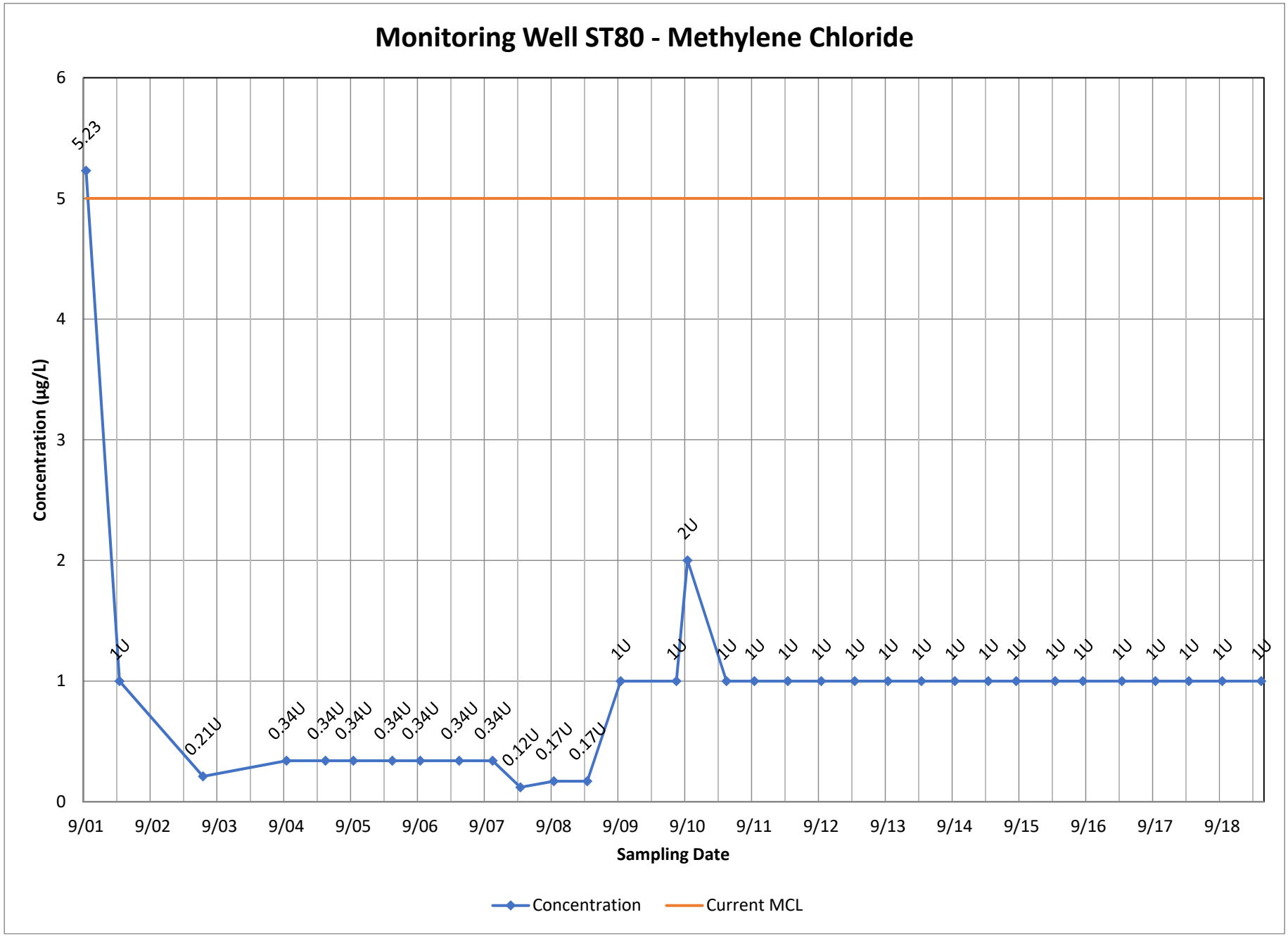
Monitoring Well ST80 - Methylene Chloride
Concentration (µg/L)
6
5
4
3
2
1
0
5.23
1U
0.21U
0.34U
0.34U
0.34U
0.34U
0.34U
0.34U
0.34U
0.12U
0.17U
0.17U
1U
1U
2U
1U
1U
1U
1U
1U
1U
1U
1U
1U
1U
1U
1U
1U
1U
1U
1U
1U
1U
9/01
9/02
9/03
9/04
9/05
9/06
9/07
9/08
9/09
9/10
9/11
9/12
9/13
9/14
9/15
9/16
9/17
9/18
Sampling Date
Concentration
Current MCL