



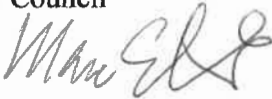
OFFICE OF THE COUNTY EXECUTIVE  
ROCKVILLE, MARYLAND 20850

Marc Elrich  
County Executive

MEMORANDUM

April 11, 2019

TO: Nancy Navarro, President, County Council

FROM: Marc Elrich, County Executive 

SUBJECT: Recommended FY20 Capital Budget and Amendments to the FY19-24 Capital Improvements Program (CIP)

I am pleased to transmit to you additional recommended FY20 Amendments to the FY19-24 Capital Improvements Program (CIP). These amendments are needed to allocate the remaining FY19 General Obligation bond set aside and to reflect recent State budget actions and updated project costs for several projects.

**Increased State Aid for School Construction**

This year, I invested significant time and effort in lobbying State officials to secure more funding for our number one capital budget priority – school construction. After the close of the State legislative session, it appears that we made significant gains in FY20. Thanks to the work of our State delegation, we are on track to receive a record level of State Aid for school construction. To date, we have firm commitments for \$57,170,000 in funding with approximately \$118 million more available for distribution statewide. Estimates of the County's likely total State Aid allocation range from \$70 million to \$73 million assuming the historic distribution average from the State ranging from 12 to 14 percent. This final FY20 figure is significantly higher than the \$59.2 million currently assumed in our budget.

There are a number of exciting Montgomery County Public Schools collaborations that could be funded with these additional resources. I will continue to collaborate with Montgomery County Public Schools and Councilmembers to bring them to fruition.

While we can be proud of our accomplishments this year, we need to continue to work together to pass future legislation to leverage even more State funding. I look forward to working with you and our State delegation to achieve that goal.

**Other State Aid Allocations**

The County has been successful in securing an additional \$525,000 to support increased costs for the Avery Road Treatment Center project. This State Aid will free up FY20 General Obligation bonds that had previously been assumed in my January amendments.

Nancy Navarro, President, County Council  
April 11, 2019  
Page 2

The Wheaton Library and Community Recreation Center project has also been updated to reflect an FY19 State Aid award of \$200,000. This technical amendment will have the net effect of freeing up \$200,000 in FY19 General Obligation bonds.

### **Increased Project Costs**

A recent Federal inspection of the Brighton Dam Road Bridge identified additional structural issues that need to be addressed totaling \$390,000. This cost increase will be divided three ways with \$130,000 from Howard County, \$130,000 from WSSC, and \$130,000 from Montgomery County.

The Library Refurbishment Level of Effort project is making significant progress with refresh projects completed for the White Oak and Connie Morella Libraries, a refresh about to begin at the Marilyn Praisner Library, and planning underway for the Long Branch Library. A minor cost increase of \$200,000 is requested in FY20 to ensure adequate appropriation for the FY20 work.

### **Maryland-National Capital Park and Planning Commission (M-NCPPC) Ballfield Initiatives**

After a closer analysis, it has been determined that the Community Use of Public Facilities will have sufficient fund balance available to provide an additional \$250,000 in FY20 non-synthetic turf school ballfield renovations.

### **Road Resurfacing**

At this point, I believe that the remaining FY19 General Obligation bond set-aside of \$2,885,000 can be allocated to the Resurfacing: Residential/Rural Roads project to improve the condition of local roads. This is in addition to the \$1 million FY19 increase proposed in January. We have a shared interest in addressing resident complaints about road conditions, and I hope you will support a supplemental to allocate these funds.

ME:mcb

Attachments: Recommended CIP April Budget Amendment Summary  
Amended Project Description Forms  
General Obligation Adjustment Chart

c: Andrew W. Kleine, Chief Administrative Officer  
Shebra L. Evans, President, Montgomery County Board of Education  
Dr. Jack R. Smith, Superintendent, Montgomery County Public Schools  
DeRionne P. Pollard, PhD., President, Montgomery College  
Casey Anderson, Chair, Montgomery County Planning Board  
Marlene Michaelson, Executive Director, County Council  
Executive Branch Department Heads and Office Directors

FY 19-24 Biennial Recommended CIP  
April Budget Amendments Summary (\$000s)

Project #	Project Name	Explanation of Adjustment	FY19-24 Change (\$000s)	Funding Sources
Supplementals				
P500511	Resurfacing: Residential/Rural Roads	Allocates remaining FY19 GO bond set-aside for resurfacing	2,885	G.O. Bonds
Scope Change				
P008720	Ballfield Initiatives	Increased project scope in FY20 based on availability of CUPF fund balance for one-time use for MCPS ballfield renovations	250	Current Revenue: CUPF
Cost Change				
P501907	Brighton Dam Road Bridge No. M-0229	Reflects increased costs based on recent Federal bridge inspection.	390	G.O. Bonds, Intergovernmental
P711502	Library Refurbishment Level of Effort	Increased costs anticipated requiring additional GO Bond funding in FY20.	200	G.O. Bonds
Technical Adjustments				
P601502	Avery Road Treatment Center	FY20 funding switch of State Aid (\$525,000) with GO Bonds to cover cost increases.	0	G.O. Bonds, State Aid
P361202	Wheaton Library and Community Recreation Center	FY19 funding switch of State Aid (\$200,000) with GO Bonds.	0	G.O. Bonds, State Aid

---

## Supplementals



# Resurfacing: Residential/Rural Roads (P500511)

Category	Transportation	Date Last Modified	04/10/19
SubCategory	Highway Maintenance	Administering Agency	Transportation
Planning Area	Countywide	Status	Ongoing

Total	Thru FY18	Rem FY18	Total 6 Years	FY 19	FY 20	FY 21	FY 22	FY 23	FY 24	Beyond 6 Years
-------	-----------	----------	---------------	-------	-------	-------	-------	-------	-------	----------------

## EXPENDITURE SCHEDULE (\$000s)

	Total	Thru FY18	Rem FY18	Total 6 Years	FY 19	FY 20	FY 21	FY 22	FY 23	FY 24	Beyond 6 Years
Planning, Design and Supervision	9,416	16	1,894	7,506	1,770	1,453	1,020	892	1,224	1,147	-
Site Improvements and Utilities	10	10	-	-	-	-	-	-	-	-	-
Construction	172,000	120,621	-	51,379	12,115	9,947	6,980	6,108	8,376	7,853	-
Other	225	225	-	-	-	-	-	-	-	-	-
<b>TOTAL EXPENDITURES</b>	<b>181,651</b>	<b>120,872</b>	<b>1,894</b>	<b>58,885</b>	<b>13,885</b>	<b>11,400</b>	<b>8,000</b>	<b>7,000</b>	<b>9,600</b>	<b>9,000</b>	-

## FUNDING SCHEDULE (\$000s)

	Total	Thru FY18	Rem FY18	Total 6 Years	FY 19	FY 20	FY 21	FY 22	FY 23	FY 24	Beyond 6 Years
Current Revenue: General	6,556	1,865	83	4,608	4,608	-	-	-	-	-	-
G.O. Bonds	171,256	117,390	-	53,866	8,866	11,400	8,000	7,000	9,600	9,000	-
PAYGO	1,617	1,617	-	-	-	-	-	-	-	-	-
Recordation Tax Premium (MCG)	2,222	-	1,811	411	411	-	-	-	-	-	-
<b>TOTAL FUNDING SOURCES</b>	<b>181,651</b>	<b>120,872</b>	<b>1,894</b>	<b>58,885</b>	<b>13,885</b>	<b>11,400</b>	<b>8,000</b>	<b>7,000</b>	<b>9,600</b>	<b>9,000</b>	-

## APPROPRIATION AND EXPENDITURE DATA (\$000s)

Appropriation FY 20 Approp. Request	11,400	Year First Appropriation	FY05
Cumulative Appropriation	133,766	Last FY's Cost Estimate	178,766
Expenditure / Encumbrances	122,938		
Unencumbered Balance	10,828		

## PROJECT DESCRIPTION

This project provides for the permanent patching and resurfacing of rural and residential roadways using durable hot mix asphalt to restore long-term structural integrity to the aging rural and residential roadway infrastructure. The County maintains a combined total of 4,244 lane-miles of rural and residential roads. Preventative maintenance includes full-depth patching of distressed areas of pavement in combination with a new hot mix asphalt wearing surface of 1-inch to 2-inches depending on the levels of observed distress. A portion of this work will be performed by the County in-house paving crew.

## COST CHANGE

FY19 supplemental appropriation of \$2,885,000

## PROJECT JUSTIFICATION

In FY09, the Department of Transportation instituted a contemporary pavement management system. This system provides for systematic physical condition surveys. The surveys note the type, level, and extent of residential pavement deterioration combined with average daily traffic and other usage characteristics. This information is used to calculate specific pavement ratings, types of repair strategies needed, and associated repair cost, as well as the overall Pavement Condition Index (PCI) of the entire residential network. The system also provides for budget optimization and recommending annual budgets for a systematic approach to maintaining a healthy residential pavement inventory.

## OTHER

The design and planning stages, as well as project construction, will comply with the Department of Transportation (DOT), Maryland State Highway Administration (MSHA), Manual on Uniform Traffic Control Devices (MUTCD), American Association of State Highway and Transportation Officials (AASHTO), and American with Disabilities Act (ADA). Rural/residential road mileage has been adjusted to conform with the State inventory of road mileage maintained by the State Highway Administration (SHA). This inventory is updated annually.

## FISCAL NOTE

\$44 million is the annual cost required to maintain the current Countywide Pavement Condition Index of 66 on residential and rural roads. Related CIP projects include Permanent Patching: Residential/Rural Roads (No. 501106) and Residential and Rural Road Rehabilitation (No. 500914). In FY17, a Special Appropriation of \$8.0 million (\$6.5 million in Current Revenue and \$1.5 million in G.O. Bonds) was approved for this project. In FY17, a Supplemental Appropriation of \$4.302 million in G.O. Bonds was approved for this project. Acceleration of \$411,000 in GO Bonds from FY19 into FY18 and a funding schedule switch with Recordation Tax Premium to fill the gap.

Shift \$1 million into FY19 with an FY19 supplemental appropriation and shift \$1.4 million into FY20 with offsetting reductions in FY22 (\$1 million), FY 23 (\$400K), and FY 24 (\$1 million).

---

## DISCLOSURES

---

Expenditures will continue indefinitely.

## COORDINATION

---

Washington Suburban Sanitary Commission, Washington Gas Light Company, PEPCO, Cable TV, Verizon, United States Postal Service.

---

## **Scope Change**



# Ballfield Initiatives (P008720)

Category	M-NCPPC	Date Last Modified	04/11/19
SubCategory	Development	Administering Agency	M-NCPPC
Planning Area	Countywide	Status	Ongoing

Total	Thru FY18	Rem FY18	Total 6 Years	FY 19	FY 20	FY 21	FY 22	FY 23	FY 24	Beyond 6 Years
-------	-----------	----------	---------------	-------	-------	-------	-------	-------	-------	----------------

### EXPENDITURE SCHEDULE (\$000s)

	Total	Thru FY18	Rem FY18	Total 6 Years	FY 19	FY 20	FY 21	FY 22	FY 23	FY 24	Beyond 6 Years
Planning, Design and Supervision	925	153	172	600	80	100	120	100	100	100	-
Site Improvements and Utilities	10,048	2,067	731	7,250	1,570	1,100	1,130	1,150	1,150	1,150	-
<b>TOTAL EXPENDITURES</b>	<b>10,973</b>	<b>2,220</b>	<b>903</b>	<b>7,850</b>	<b>1,650</b>	<b>1,200</b>	<b>1,250</b>	<b>1,250</b>	<b>1,250</b>	<b>1,250</b>	<b>-</b>

### FUNDING SCHEDULE (\$000s)

	Total	Thru FY18	Rem FY18	Total 6 Years	FY 19	FY 20	FY 21	FY 22	FY 23	FY 24	Beyond 6 Years
Current Revenue: CUPF	1,250	250	-	1,000	750	250	-	-	-	-	-
G.O. Bonds	7,848	95	903	6,850	900	950	1,250	1,250	1,250	1,250	-
PAYGO	1,875	1,875	-	-	-	-	-	-	-	-	-
<b>TOTAL FUNDING SOURCES</b>	<b>10,973</b>	<b>2,220</b>	<b>903</b>	<b>7,850</b>	<b>1,650</b>	<b>1,200</b>	<b>1,250</b>	<b>1,250</b>	<b>1,250</b>	<b>1,250</b>	<b>-</b>

### APPROPRIATION AND EXPENDITURE DATA (\$000s)

Appropriation FY 20 Approp. Request	1,200	Year First Appropriation	FY99
Cumulative Appropriation	4,773	Last FY's Cost Estimate	10,723
Expenditure / Encumbrances	2,672		
Unencumbered Balance	2,101		

### PROJECT DESCRIPTION

This project addresses countywide ballfield needs by funding ballfield improvements on parkland, school sites, and other public sites. Improvements may include, but are not limited to, ballfield lighting, irrigation, drainage improvements, reconfigurations, and upgrades. Generally, ballfields to be constructed as part of new park construction or reconstruction will be shown in the individual new park construction or reconstruction pdfs. Projects proposed for the six-year period include: fencing and backstop replacements, turf and infield renovations, bleacher replacements at selected recreational parks, new or upgraded irrigation systems, drainage improvements, and cricket field design.

### COST CHANGE

Added \$250,000 in CUPF Current Revenues to FY20 for non-synthetic turf school ballfield renovations.

### PROJECT JUSTIFICATION

2012 Parks, Recreation and Open Space (PROS) Plan. Montgomery County users of parks and recreation facilities identified a serious shortage of ballfields throughout the County. The Ballfield Work Group Reports, Phases 1 and 2, 1999.

### FISCAL NOTE

Prior year partial capitalization of expenditures through FY16 totaled \$15,642,000. FY14 transferred in \$40K GO bonds from Pollution Prevention #078701. Due to fiscal capacity \$250,000 GO Bonds shifted from this project in FY15 and FY16 to fund Urban Park Elements project #871540. In FY17 through FY19, \$1,000,000 in operating funds from the Community Use of Public Facilities (CUPF) fund were approved to renovate MCPS ballfields. In FY20, an additional \$250,000 was recommended for MCPS ballfields. The funding source for MCPS ballfield improvement was switched in FY19 from intergovernmental to Current Revenue: CUPF.

### DISCLOSURES

Expenditures will continue indefinitely.

### COORDINATION

In January 1999, the Planning Board established a Work Group comprised of major sport user groups, public agencies and the Countywide Recreation Advisory Board to address the acute shortages of ballfields in the County.



---

## **Cost Change**



# Brighton Dam Road Bridge No. M-0229 (P501907)

Category	Transportation	Date Last Modified	04/10/19
SubCategory	Bridges	Administering Agency	Transportation
Planning Area	Olney and Vicinity	Status	Planning Stage

Total	Thru FY18	Rem FY18	Total 6 Years	FY 19	FY 20	FY 21	FY 22	FY 23	FY 24	Beyond 6 Years
-------	-----------	----------	---------------	-------	-------	-------	-------	-------	-------	----------------

### EXPENDITURE SCHEDULE (\$000s)

	Total	Thru FY18	Rem FY18	Total 6 Years	FY 19	FY 20	FY 21	FY 22	FY 23	FY 24	Beyond 6 Years
Planning, Design and Supervision	890	-	-	890	-	636	127	127	-	-	-
Construction	1,360	-	-	1,360	-	-	701	659	-	-	-
<b>TOTAL EXPENDITURES</b>	<b>2,250</b>	<b>-</b>	<b>-</b>	<b>2,250</b>	<b>-</b>	<b>636</b>	<b>828</b>	<b>786</b>	<b>-</b>	<b>-</b>	<b>-</b>

### FUNDING SCHEDULE (\$000s)

	Total	Thru FY18	Rem FY18	Total 6 Years	FY 19	FY 20	FY 21	FY 22	FY 23	FY 24	Beyond 6 Years
G.O. Bonds	750	-	-	750	-	212	276	262	-	-	-
Intergovernmental	1,500	-	-	1,500	-	424	552	524	-	-	-
<b>TOTAL FUNDING SOURCES</b>	<b>2,250</b>	<b>-</b>	<b>-</b>	<b>2,250</b>	<b>-</b>	<b>636</b>	<b>828</b>	<b>786</b>	<b>-</b>	<b>-</b>	<b>-</b>

### APPROPRIATION AND EXPENDITURE DATA (\$000s)

Appropriation FY 20 Approp. Request	390	Year First Appropriation	FY19
Cumulative Appropriation	1,860	Last FY's Cost Estimate	1,860
Expenditure / Encumbrances	-		
Unencumbered Balance	1,860		

### PROJECT DESCRIPTION

This project provides for the rehabilitation of the existing Brighton Dam Road Bridge No. M-0229 over Brighton Dam of Triadelphia Reservoir. This 602-foot long 15-span bridge, which is supported by Brighton Dam, is in need of repairs to the parapets and bridge roadway deck joints to enhance the safety of the traveling public and the integrity of the dam.

### LOCATION

The project site is located at the Montgomery/Howard County Line approximately 1.2 miles east of the intersection of Brighton Dam Road and New Hampshire Avenue (MD 650) in Brookeville.

### CAPACITY

Upon completion, the Average Daily Traffic (ADT) on the Brighton Dam Road Bridge will remain approximately 6,000 vehicles per day.

### ESTIMATED SCHEDULE

The design is expected to be completed in the spring of 2019. Construction is scheduled to start in June 2020 and be completed in August 2020.

### COST CHANGE

A recent Federal inspection identified additional structural issues that need to be addressed totaling \$390,000, which is to be divided three ways, \$130,000 from Howard County, \$130,000 from WSSC, and \$130,000 from Montgomery County.

### PROJECT JUSTIFICATION

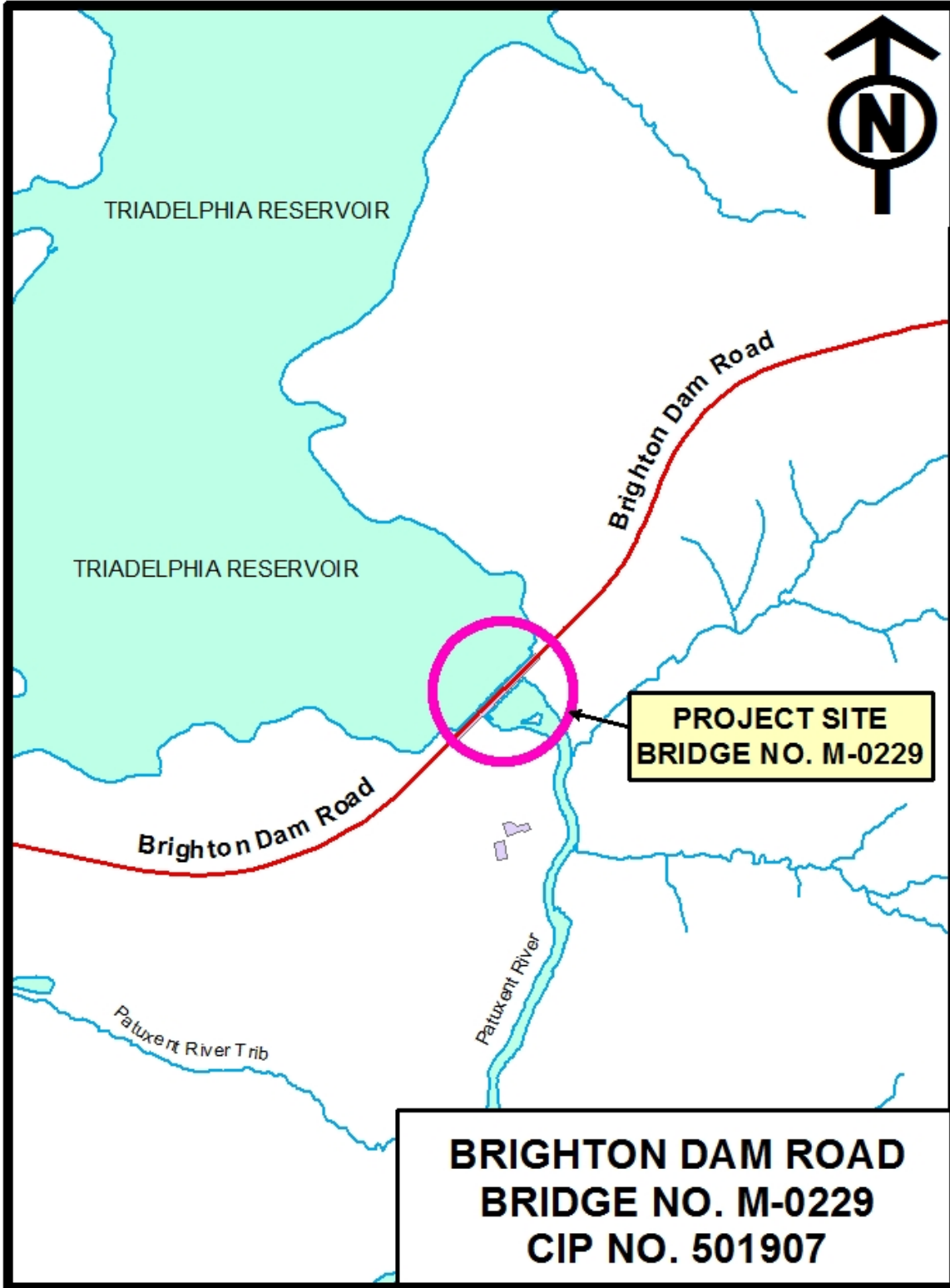
This bridge, reconstructed in 1999, requires repairs to the 1,002-foot long west parapets, 642-foot long east parapets and sixteen bridge roadway deck joints. The parapets have severe concrete spalling at many parapet joints. The bridge roadway deck joints have failed, allowing water and deicing chemicals to flow through the bridge deck which resulted in corrosion and deterioration to the mechanized equipment for the dam operations. Brighton Dam Road is classified as an arterial road in the 2005 Olney Master Plan. The deterioration of the parapets and bridge roadway deck joints was identified through the County's 2015 biennial inspection program. The bridge rehabilitation was requested by WSSC to protect the newly reconstructed dam operating equipment. Funding for this project will be shared equally between Montgomery County, Howard County and WSSC in accordance with the August 28, 1996, Agreement. A Memorandum of Understanding (MOU) between Montgomery County, Howard County, and WSSC is required for this project. The funding shown as "Intergovernmental" is from Howard County, and WSSC for their share of the project cost.

### DISCLOSURES

A pedestrian impact analysis has been completed for this project.

### COORDINATION







# Library Refurbishment Level of Effort (P711502)

Category	Culture and Recreation	Date Last Modified	04/10/19
SubCategory	Libraries	Administering Agency	General Services
Planning Area	Countywide	Status	Ongoing

Total	Thru FY18	Rem FY18	Total 6 Years	FY 19	FY 20	FY 21	FY 22	FY 23	FY 24	Beyond 6 Years
-------	-----------	----------	---------------	-------	-------	-------	-------	-------	-------	----------------

## EXPENDITURE SCHEDULE (\$000s)

	Total	Thru FY18	Rem FY18	Total 6 Years	FY 19	FY 20	FY 21	FY 22	FY 23	FY 24	Beyond 6 Years
Planning, Design and Supervision	4,371	2,108	-	2,263	303	392	392	392	392	392	-
Construction	17,114	5,738	-	11,376	1,636	2,108	1,908	1,908	1,908	1,908	-
Other	1,597	767	-	830	80	150	150	150	150	150	-
<b>TOTAL EXPENDITURES</b>	<b>23,082</b>	<b>8,613</b>	<b>-</b>	<b>14,469</b>	<b>2,019</b>	<b>2,650</b>	<b>2,450</b>	<b>2,450</b>	<b>2,450</b>	<b>2,450</b>	<b>-</b>

## FUNDING SCHEDULE (\$000s)

	Total	Thru FY18	Rem FY18	Total 6 Years	FY 19	FY 20	FY 21	FY 22	FY 23	FY 24	Beyond 6 Years
G.O. Bonds	20,195	6,116	-	14,079	1,629	2,650	2,450	2,450	2,450	2,450	-
State Aid	2,887	2,497	-	390	390	-	-	-	-	-	-
<b>TOTAL FUNDING SOURCES</b>	<b>23,082</b>	<b>8,613</b>	<b>-</b>	<b>14,469</b>	<b>2,019</b>	<b>2,650</b>	<b>2,450</b>	<b>2,450</b>	<b>2,450</b>	<b>2,450</b>	<b>-</b>

## APPROPRIATION AND EXPENDITURE DATA (\$000s)

Appropriation FY 20 Approp. Request	2,650	Year First Appropriation	FY15
Cumulative Appropriation	10,980	Last FY's Cost Estimate	22,882
Expenditure / Encumbrances	9,126		
Unencumbered Balance	1,854		

## PROJECT DESCRIPTION

This level of effort project is intended to provide a structured process to ensure that all branches are modernized with updated technologies and service delivery improvements, which reflect the latest in 21st century library trends. Once a library building has been refreshed, it could offer a multipurpose room for group collaborations or a media lab for printing 3D objects or Prekindergarten early literacy elements to encourage reading readiness in children entering Kindergarten. Coupled with funding from the 21st Century Library Enhancements Level of Effort project, residents may have access to data/electric enabled furniture or state-of-the-art technology to meet their needs where they are (for example, internal use loanable laptops for writing a resume or access to job source websites). Carpeting, painting, updating restrooms, and work identified for major building systems (including the roof, mechanical/HVAC, and windows) will be included to "freshen up" the building and ensure working and efficient operating systems. As noted, work identified, but not contained within this project, may be completed within other facility and Library level of effort projects, including the energy savings contract (ESCO) program and 21st Century Library Enhancements project work.

## ESTIMATED SCHEDULE

This project started in FY15-16 with two refurbishment projects at the Twinbrook and Kensington Park Libraries. For FY16-18 refreshes, the schedule increased to three per year. Starting with FY19, the schedule will be adjusted to reflect actual implementation to plan for two refreshes per year with the understanding that all 21 branches would be evaluated and refurbished as needed. Then the CIP cycle for refresh work would start over again. The Library department identifies the libraries to be refreshed approximately 18 months before planning and design work begins on them, so that applications for grant funding to the State can be submitted and the necessary budget estimates and notification documents can be prepared. Notice identifying the specific library projects for a given fiscal year must be provided to Council at least 60 days before any design or construction funding is obligated or spent. This notice to Council must include the anticipated scope of work, cost estimates, and an expenditure schedule detailing Planning, Design and Supervision, Construction, and Other costs by fiscal year.

## COST CHANGE

Reflects updated cost estimates.

## PROJECT JUSTIFICATION

The Department's Facilities Plan 2013-2016 called for a programmatic evaluation of each branch on a three year cycle with the work to be completed by the fifth year. Many of the Libraries have not been updated for 20 years. This refurbishment of branches will ensure that the County's capital investments are protected by maintaining the Library Department's building infrastructure, that all new and required construction codes are addressed and implemented, that critical equipment and building systems are overhauled or replaced prior to failure, and that reorganization of internal space is completed to insure that space is fully utilized based on the community's needs for programs and services. Rather than totally renovating two existing libraries under the old approach, this new approach will complete refurbishment of 12 libraries during the six year CIP period.

## FISCAL NOTE

FY15 Supplemental in State Aid for \$387,000 was approved for this project for the refurbishment of Twinbrook (\$128,000) and Kensington Park (\$259,000) branches. FY16 Supplemental in State Aid for \$800,000 was approved for this project for the refurbishment of Davis (\$400,000) and Little Falls (\$400,000) branches. FY17 Supplemental in State Aid for \$1,500,000 was approved for this project for the refurbishment of Bethesda (\$500,000), Quince Orchard (\$500,000) and White Oak (\$500,000) branches. Moved \$359,000 in GO Bonds from FY22 to FY17. Amended FY18 for State Aid of \$200,000 for the refurbishment of Long

---

Branch (\$100,000) and Marilyn Praisner (\$100,000) branches. Acceleration of \$576,000 in GO Bonds from FY19 into FY18 with offsetting State Aid schedule adjustments. Increased FY19 GO Bond funding by \$200,000.

## DISCLOSURES

---

Expenditures will continue indefinitely. The County Executive asserts that this project conforms to the requirement of relevant local plans, as required by the Maryland Economic Growth, Resource Protection and Planning Act.

## COORDINATION

---

Department of General Services, Department of Public Libraries, Maryland State Department of Education.

---

## **Technical Adjustments**



# Avery Road Treatment Center (P601502)

Category	Health and Human Services	Date Last Modified	04/10/19
SubCategory	Health and Human Services	Administering Agency	General Services
Planning Area	Rockville	Status	Final Design Stage

	Total	Thru FY18	Rem FY18	Total 6 Years	FY 19	FY 20	FY 21	FY 22	FY 23	FY 24	Beyond 6 Years
--	-------	-----------	----------	---------------	-------	-------	-------	-------	-------	-------	----------------

## EXPENDITURE SCHEDULE (\$000s)

	Total	Thru FY18	Rem FY18	Total 6 Years	FY 19	FY 20	FY 21	FY 22	FY 23	FY 24	Beyond 6 Years
Planning, Design and Supervision	945	428	199	318	197	121	-	-	-	-	-
Site Improvements and Utilities	1,987	-	-	1,987	1,398	589	-	-	-	-	-
Construction	7,076	233	-	6,843	5,545	1,298	-	-	-	-	-
Other	8	8	-	-	-	-	-	-	-	-	-
<b>TOTAL EXPENDITURES</b>	<b>10,016</b>	<b>669</b>	<b>199</b>	<b>9,148</b>	<b>7,140</b>	<b>2,008</b>	-	-	-	-	-

## FUNDING SCHEDULE (\$000s)

	Total	Thru FY18	Rem FY18	Total 6 Years	FY 19	FY 20	FY 21	FY 22	FY 23	FY 24	Beyond 6 Years
G.O. Bonds	5,208	-	199	5,009	4,526	483	-	-	-	-	-
PAYGO	669	669	-	-	-	-	-	-	-	-	-
State Aid	4,139	-	-	4,139	2,614	1,525	-	-	-	-	-
<b>TOTAL FUNDING SOURCES</b>	<b>10,016</b>	<b>669</b>	<b>199</b>	<b>9,148</b>	<b>7,140</b>	<b>2,008</b>	-	-	-	-	-

## APPROPRIATION AND EXPENDITURE DATA (\$000s)

Appropriation FY 20 Approp. Request	-	Year First Appropriation	FY15
Cumulative Appropriation	10,016	Last FY's Cost Estimate	8,516
Expenditure / Encumbrances	2,999		
Unencumbered Balance	7,017		

## PROJECT DESCRIPTION

This project provides for the planning, design, and construction of a replacement facility for the existing Avery Road Treatment Center (ARTC). The existing facility provides residential substance abuse treatment for low-income County residents through 20 medical detox and 40 Intermediate Care Facility beds. In conjunction with a public-private partnership and with assistance from the State, a private partner will construct and operate a new ARTC facility over a 30-year term through a long-term land lease and program operation service delivery agreements.

## LOCATION

14703 Avery Road, Rockville, Maryland

## CAPACITY

The new ARTC will be a 64 bed, 36,500 gross square foot residential treatment facility providing medical detox and Intermediate Care Facility levels of care. The facility will also house an outpatient mental health and substance abuse treatment program supported by Medicaid reimbursements. The site will be master planned for future potential development of a 16-bed step-down program for transitional age youth.

## ESTIMATED SCHEDULE

Design will be performed in FY17 and FY18. Construction is scheduled to begin in FY19 with completion in FY20.

## COST CHANGE

Project costs have been increased to reflect project bids. A FY19 transfer of \$1,500,000 in GO Bonds from the Dennis Avenue Health Center will cover these costs. FY20 funding switch of State Aid (\$525,000) with GO Bonds to cover cost increases.

## PROJECT JUSTIFICATION

The existing ARTC facility was constructed of pre-fabricated modular units in 1991 and needs to be replaced.

## FISCAL NOTE

This project reflects updated County and State contributions to the facility. The State legislature approved funding of \$310,000 in FY15, \$104,000 in FY16, \$1,026,604 in FY17, and \$1,000,000 in FY18 in grants to the County to support the project. The County anticipates State funding approval of approximately \$1.3 million to design in FY19. State Aid is expected to total \$3.614 million. Not included in this project description form is a \$5 million contribution from the non-profit partner. FY19 GO Bond transfer of \$1,500,000 from Dennis Avenue Health Center. In FY20 the State approved \$525,000 to cover construction cost increases.

## DISCLOSURES



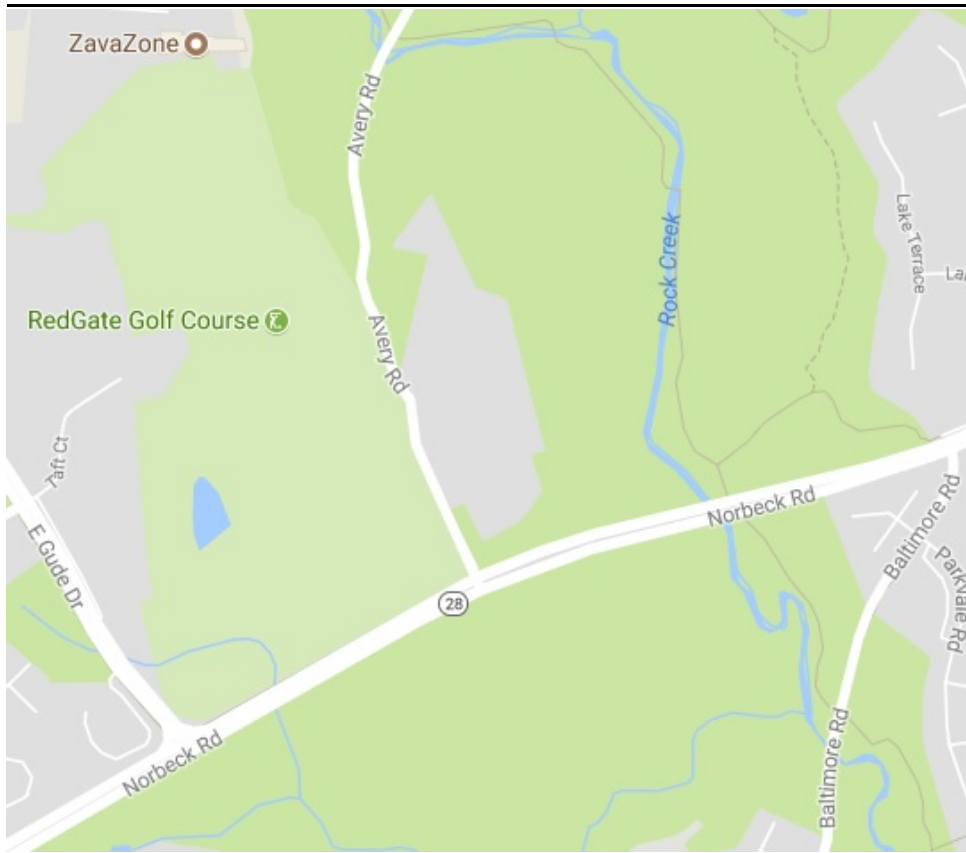
---

A pedestrian impact analysis has been completed for this project. The County Executive asserts that this project conforms to the requirement of relevant local plans, as required by the Maryland Economic Growth, Resource Protection and Planning Act.

#### COORDINATION

---

Department of Health and Human Services, Department of General Services, County Attorney, Office of Procurement, Maryland Department of Health and Mental Hygiene, Private and/or non-profit substance abuse treatment providers Private developers





# Wheaton Library and Community Recreation Center (P361202)

Category	Culture and Recreation	Date Last Modified	04/10/19
SubCategory	Libraries	Administering Agency	General Services
Planning Area	Kensington-Wheaton	Status	Under Construction
Required Adequate Public Facility	Yes		

Total	Thru FY18	Rem FY18	Total 6 Years	FY 19	FY 20	FY 21	FY 22	FY 23	FY 24	Beyond 6 Years
-------	-----------	----------	---------------	-------	-------	-------	-------	-------	-------	----------------

### EXPENDITURE SCHEDULE (\$000s)

	Total	Thru FY18	Rem FY18	Total 6 Years	FY 19	FY 20	FY 21	FY 22	FY 23	FY 24	Beyond 6 Years
Planning, Design and Supervision	11,662	8,219	3,071	372	372	-	-	-	-	-	-
Site Improvements and Utilities	738	92	646	-	-	-	-	-	-	-	-
Construction	54,181	23,582	29,099	1,500	1,500	-	-	-	-	-	-
Other	4,278	596	3,682	-	-	-	-	-	-	-	-
<b>TOTAL EXPENDITURES</b>	<b>70,859</b>	<b>32,489</b>	<b>36,498</b>	<b>1,872</b>	<b>1,872</b>	-	-	-	-	-	-

### FUNDING SCHEDULE (\$000s)

	Total	Thru FY18	Rem FY18	Total 6 Years	FY 19	FY 20	FY 21	FY 22	FY 23	FY 24	Beyond 6 Years
Current Revenue: General	677	-	677	-	-	-	-	-	-	-	-
G.O. Bonds	43,178	5,685	35,821	1,672	1,672	-	-	-	-	-	-
PAYGO	26,804	26,804	-	-	-	-	-	-	-	-	-
State Aid	200	-	-	200	200	-	-	-	-	-	-
<b>TOTAL FUNDING SOURCES</b>	<b>70,859</b>	<b>32,489</b>	<b>36,498</b>	<b>1,872</b>	<b>1,872</b>	-	-	-	-	-	-

### OPERATING BUDGET IMPACT (\$000s)

	Total	Thru FY18	Rem FY18	Total 6 Years	FY 19	FY 20	FY 21	FY 22	FY 23	FY 24	Beyond 6 Years
Maintenance				2,800	175	525	525	525	525	525	
Energy				2,021	126	379	379	379	379	379	
Program-Staff				155	-	31	31	31	31	31	
Program-Other				385	-	109	69	69	69	69	
Offset Revenue				(234)	-	(34)	(50)	(50)	(50)	(50)	
<b>NET IMPACT</b>				<b>5,127</b>	<b>301</b>	<b>1,010</b>	<b>954</b>	<b>954</b>	<b>954</b>	<b>954</b>	
<b>FULL TIME EQUIVALENT (FTE)</b>					-	0.7	0.7	0.7	0.7	0.7	

### APPROPRIATION AND EXPENDITURE DATA (\$000s)

Appropriation FY 20 Approp. Request	-	Year First Appropriation	FY12
Cumulative Appropriation	70,859	Last FY's Cost Estimate	70,859
Expenditure / Encumbrances	61,382		
Unencumbered Balance	9,477		

### PROJECT DESCRIPTION

This project provides for a combined facility to include the new Wheaton Library, a used book store run by a non-profit, with proceeds benefiting Montgomery County Public Libraries, and the Wheaton Community Recreation Center. Included in the scope is the development of the Program of Requirements (POR) and conceptual design followed by full design services and construction of the facility. The Library and the Recreation Center are comparable to libraries and recreation centers of similar service needs with efficiencies of area and program made possible due to the shared use of spaces such as lobbies, meeting rooms, restrooms, and parking which reduces the overall space requirements and provides for greater efficiencies and reduced operational costs. The Department of General Services (DGS) and Maryland-National Capital Park and Planning Commission (M-NCPPC) have developed a Memorandum of Understanding (MOU) for the combined use of the Library/Recreation Center building, and the Park. The services formally provided at the existing Wheaton Neighborhood Recreation Youth Center, will be replaced by the new Community Recreation Center. The demolition of the structure allows full use of the Park green space to support the community programs to be offered by the M-NCPPC and the Department of Recreation. The project provides for a new road access from the relocated Hermitage Avenue.

### LOCATION

Located at the corner of Georgia and Arcola Avenues, Wheaton, MD

### ESTIMATED SCHEDULE

The facility concept study was completed in 2013. Design started in 2013 and completed in Spring of 2016. Construction started in Fall of 2016 and is expected to be completed in Spring of 2019.

### PROJECT JUSTIFICATION

The Wheaton Library is one of the busiest libraries in Montgomery County, with over 490,000 items circulated and more than 381,000 visits by the public in FY13. The used book sale, operated by the Friends of the Library, and a satellite office of the Gilchrist Center are located on the lower level. There are serious moisture problems and the building does not meet current mechanical, safety and building codes. The mechanical, elevator and HVAC systems are outdated and

---

worn, and they are not energy efficient. The facility was opened in 1960 and was renovated in 1985. It is in need of space reconfiguration to meet current library information needs. The Department of Recreation has operated the existing Wheaton Recreation Center, owned by the M-NCPPC, for many years. As early as 1997, this facility was designated for replacement with a larger full service facility, originally included in Facility Planning and Site Evaluation projects as the Kemp Mill (later Wheaton/Kemp Mill) Community Recreation Center. In the 2005 update to the Recreation Department's facility plan and in the FY07-12 CIP, a "Wheaton Area Recreation Facilities" study was included in the MCG Facility Planning Project #508768 for this purpose. That study included site and structure, stabilization and design development for future renovation, remodeling, and expansion of the Wheaton Neighborhood Recreation Center - Rafferty to provide an additional recreation facility to complement the existing facility. After review of the Rafferty component, space limitations, utility and plumbing challenges did not make it feasible to complete the project on its current site. A decision was made to pursue an alternative combined facility.

#### FISCAL NOTE

---

Other cost includes \$300,000 for the library collection. FY19 Funding switch, with increase in State Aid of \$200,000 and decrease in GO Bonds of \$200,000.

#### DISCLOSURES

---

A pedestrian impact analysis has been completed for this project. The County Executive asserts that this project conforms to the requirement of relevant local plans, as required by the Maryland Economic Growth, Resource Protection and Planning Act.

#### COORDINATION

---

Department of General Services, Department of Libraries, Department of Recreation, Department of Transportation, Maryland-National Capital Park and Planning Commission, State Highways, Mid-County Regional Services Center, Washington Suburban Sanitary Commission, Pepco. Special Projects Legislation [Bill No. 34-14] was adopted by Council June 17, 2014.

## GENERAL OBLIGATION BOND ADJUSTMENT CHART

### FY19-24 Amended Capital Improvements Program

#### COUNTY EXECUTIVE RECOMMENDED

April 10, 2019

(\$ millions)	6 YEARS	FY19	FY20	FY21	FY22	FY23	FY24
<b>BONDS PLANNED FOR ISSUE</b>	1,860.000	330.000	320.000	310.000	300.000	300.000	300.000
Plus PAYGO Funded	186.000	33.000	32.000	31.000	30.000	30.000	30.000
Adjust for Implementation **	-	-	-	-	-	-	-
Adjust for Future Inflation **	(82.729)	-	-	(8.414)	(16.605)	(24.844)	(32.866)
<b>SUBTOTAL FUNDS AVAILABLE FOR DEBT ELIGIBLE PROJECTS (after adjustments)</b>	1,963.271	363.000	352.000	332.586	313.395	305.156	297.134
<b>Less Set Aside: Future Projects</b>	166.746	(0.000)	12.903	24.792	33.354	42.835	52.862
	8.49%						
<b>TOTAL FUNDS AVAILABLE FOR PROGRAMMING</b>	1,796.525	363.000	339.097	307.794	280.041	262.321	244.272
MCPS	(719.013)	(101.604)	(143.837)	(123.725)	(102.562)	(131.857)	(115.428)
MONTGOMERY COLLEGE	(121.622)	(20.926)	(13.921)	(22.169)	(24.776)	(15.774)	(24.056)
M-NCPPC PARKS	(66.628)	(12.139)	(10.687)	(10.152)	(10.818)	(11.431)	(11.401)
TRANSPORTATION	(457.757)	(108.120)	(124.792)	(71.172)	(72.845)	(39.638)	(41.190)
MCG - OTHER	(489.201)	(120.211)	(103.557)	(80.576)	(69.040)	(63.620)	(52.197)
Programming Adjustment - Overspent Prior Years*	57.696		57.697	-		(0.001)	-
<b>GAP</b>	-	-	-	-	-	-	-
	-						
<b>SUBTOTAL PROGRAMMED EXPENDITURES</b>	(1,796.525)	(363.000)	(339.097)	(307.794)	(280.041)	(262.321)	(244.272)
<b>AVAILABLE OR (GAP)</b>	-	-	-	-	-	-	-
NOTES:							
* See additional information on the GO Bond Programming Adjustment for Unspent Prior Year Detail Chart							
** Adjustments Include:							
Inflation =		1.95%	2.32%	2.53%	2.70%	2.70%	2.70%

Note: Bond premium will be used to fund \$16,000,000 in Transportation and Montgomery County Public Schools projects in FY18 (\$2,883,000) and in FY19 (\$13,117,000).