

Montgomery County, MD

The National Community Survey

Report of Results
2021

Report by:



Visit us online!
www.polco.us

Table of Contents

About	3
Methods.....	5
Highlights.....	8
Facets of Livability	9
Quality of Life.....	12
Governance.....	13
Economy.....	15
Mobility.....	17
Community Design.....	20
Utilities	22
Safety.....	24
Natural Environment	26
Parks and Recreation	28
Health and Wellness	30
Education, Arts, and Culture.....	32
Inclusivity and engagement.....	34
Participation	36
Custom Questions	38
Benchmarks (National)	45
Benchmarks (Custom).....	54
Complete Data	61
Full trends.....	100
Methods (open).....	108
Open participation	109

About The NCS™

The National Community Survey™ (The NCS™) report is about the “livability” of Montgomery County. A livable community is a place that is not simply habitable, but that is desirable. It is not only where people do live, but where they want to live. The survey was developed by the experts from National Research Center at Polco.

Great communities are partnerships of the government, private sector, community-based organizations and residents, all geographically connected. The NCS captures residents’ opinions considering ten central facets of a community:

- Economy
- Mobility
- Community Design
- Utilities
- Safety
- Natural Environment
- Parks and Recreation
- Health and Wellness
- Education, Arts, and Culture
- Inclusivity and Engagement

The report provides the opinions of a representative sample of 565 residents of Montgomery County collected from November 29, 2021 to January 17, 2022. The margin of error around any reported percentage is 4% for all respondents and the response rate for the 2021 survey was 12%. Survey results were weighted so that the demographic profile of respondents was representative of the demographic profile of adults in Montgomery County.

How the results are reported

For the most part, the percentages presented in the following sections represent the “percent positive.” Most commonly, the percent positive is the combination of the top two most positive response options (i.e., excellent/good, very safe/somewhat safe, etc.). On many of the questions in the survey respondents may answer “don’t know.” The proportion of respondents giving this reply is shown in the full set of responses included in the tab “Complete data.” However, these responses have been removed from the analyses presented in most of the tabs. In other words, the tables and graphs display the responses from respondents who had an opinion about a specific item.

Comparisons to benchmarks

NRC’s database of comparative resident opinion is comprised of resident perspectives gathered in surveys from over 600 communities whose residents evaluated the same kinds of topics on The National Community Survey. The comparison evaluations are from the most recent survey completed in each community in the last five years. NRC adds the latest results quickly upon survey completion, keeping the benchmark data fresh and relevant. The communities in the database represent a wide geographic and population range. In each tab, Montgomery County’s results are noted as being “higher” than the benchmark, “lower” than the benchmark, or “similar” to the benchmark, meaning that the average rating given by Montgomery County residents is statistically similar to or different (greater or lesser) than the benchmark. Being rated as “higher” or “lower” than the benchmark means that Montgomery County’s average rating for a particular item was more than 10 points different than the benchmark. If a rating was “much higher” or “much lower,” then Montgomery County’s average rating was more than 20 points different when compared to the benchmark.

The survey was administered during the COVID-19 pandemic, a time of challenge for many local governments. While we provide comparisons to national benchmarks, it is important to note that much of the benchmark data was collected prior to the pandemic. This may impact how your County’s 2021 ratings compare to other communities’ ratings from the past five years.



Trends over time

Trend data for Montgomery County represent important comparison data and should be examined for improvements or declines*. Deviations from stable trends over time represent opportunities for understanding how local policies, programs, or public information may have affected residents' opinions. Changes between survey years have been noted with an arrow and the percent difference. If the difference is greater than five percentage points between the 2019 and 2021 surveys, the change is statistically significant.

* In 2020, The NCS survey was updated to include new and refreshed items. Consequently, some of the trends may be impacted due to wording modifications that could have potentially altered the meaning of the item for the respondent.

Methods

Selecting survey recipients

All households within Montgomery County were eligible to participate in the survey. A list of all households within the zip codes serving Montgomery County was purchased from Go-Dog Direct based on updated listings from the United States Postal Service. Since some of the zip codes that serve Montgomery County households may also serve addresses that lie outside of the community, the exact geographic location of each housing unit was compared to community boundaries using the most current municipal boundary file. Addresses located outside of Montgomery County boundaries were removed from the list of potential households to survey. From that list, addresses were randomly selected as survey recipients, with multi-family housing units (defined as those with a unit number) sampled at a rate of 5:3 compared to single family housing units.

An individual within each household was selected using the birthday method. The birthday method selects a person within the household by asking the “person whose birthday has most recently passed” to complete the questionnaire. The underlying assumption in this method is that day of birth has no relationship to the way people respond to surveys. This instruction was contained in the introduction of the survey.

Conducting the survey

The 5,000 randomly selected households received mailings beginning on November 29, 2021 and the survey remained open for seven weeks. For 2,500 households, the first mailing was a postcard inviting the household to participate in the survey. The next mailing contained a cover letter with instructions, the survey questionnaire, and a postage-paid return envelope. The final mailing contained a reminder letter, another survey, and a postage-paid return envelope. For the remaining 2,500 households, the first mailing was a postcard inviting the household to participate online, followed one week later by a reminder postcard. All mailings included a web link to give residents the opportunity to respond to the survey online. All follow-up mailings asked those who had not completed the survey to do so and those who had already done so to refrain from completing the survey again.

The survey was available in English, Spanish, Chinese, Korean, French, Vietnamese, Farsi, and Amharic. All mailings contained paragraphs in all languages instructing participants on how to complete the survey in their preferred language.

About 2% of the 5,000 mailed invitations or surveys were returned because the household address was vacant or the postal service was unable to deliver the survey as addressed. Of the remaining 4,884 households that received the invitations to participate, 565 completed the survey, providing an overall response rate of 12%. The response rate was calculated using AAPOR’s response rate #2* for mailed surveys of unnamed persons.

It is customary to describe the precision of estimates made from surveys by a “level of confidence” and accompanying “confidence interval” (or margin of error). A traditional level of confidence, and the one used here, is 95%. The 95% confidence interval can be any size and quantifies the sampling error or imprecision of the survey results because some residents’ opinions are relied on to estimate all residents’ opinions. The margin of error for the County of Montgomery County survey is no greater than plus or minus 4 percentage points around any given percent reported for all respondents (565 completed surveys).

In addition to the randomly selected “probability sample” of households, a link to an online open participation survey was publicized by Montgomery County. The open participation survey was identical to the probability sample survey. The open participation survey was open to all county residents and became available on December 22, 2021. The survey remained open for three weeks. The data presented in the following sections exclude the open participation survey data, but a section at the end provides the complete frequency of responses to questions by the open participation respondents.

Analyzing the data

Responses from mailed surveys were entered into an electronic dataset using a “key and verify” method, where all responses are entered twice and compared to each other. Any discrepancies were resolved in comparison to the original survey form. Range checks as well as other forms of quality control were also performed. Responses from surveys completed electronically on Polco were downloaded and merged with the mailed survey responses.

The demographics of the survey respondents were compared to those found in the 2010 Census and 2019 American Community Survey estimates for adults in Montgomery County. The primary objective of weighting survey data is to make the survey respondents reflective of the larger population of the community. The characteristics used for weighting were age, sex, race, Hispanic origin, housing type, and housing tenure. No adjustments were made for design effects. Weights were calculated using an iterative, multiplicative ranking model known as the ANES Weighting Algorithm.* The results of the weighting scheme for the probability sample are presented in the following table.

NRC aligns demographic labels with those used by the U.S. Census for reporting purposes, when possible. Some categories (e.g., age, race/Hispanic origin, housing type, and length of residency) are combined into smaller subgroups.

		Unweighted	Weighted	Target*
Age	18-34	10%	27%	27%
	35-54	31%	36%	36%
	55+	59%	37%	37%
Hispanic origin	No, not Spanish, Hispanic, or Latino	93%	82%	82%
	Spanish, Hispanic, or Latino	7%	18%	18%
Housing tenure	Own	81%	65%	65%
	Rent	19%	35%	35%
Housing type	Attached	39%	53%	53%
	Detached	61%	47%	47%
Race & Hispanic origin	Not white alone	38%	53%	53%
	White alone, not Hispanic or Latino	62%	47%	47%
Sex	Female	51%	53%	53%
	Male	49%	47%	47%
Sex/age	Female 18-34	5%	14%	14%
	Female 35-54	15%	19%	19%
	Female 55+	31%	20%	20%
	Male 18-34	5%	13%	13%
	Male 35-54	16%	17%	17%
	Male 55+	28%	17%	17%

The survey datasets were analyzed using all or some of a combination of the Statistical Package for the Social Sciences (SPSS), R, Python and Tableau. For the most part, the percentages presented in the reports represent the “percent positive.” The percent positive is the combination of the top two most positive response options (i.e., excellent/good, very safe/somewhat safe, essential/very important, etc.), or, in the case of resident behaviors/participation, the percent positive represents the proportion of respondents indicating “yes” or participating in an activity at least once a month.

On many of the questions in the survey respondents may answer “don’t know.” The proportion of respondents giving this reply is shown in the full set of responses included in the section “Complete data”. However, these responses have been removed from the analyses presented in the reports. In other words, the tables and graphs display the responses from respondents who had an opinion about a specific item.

Contact

Montgomery County funded this research. Please contact the CountyStat office of Montgomery County at CountyStat.Montgomery@montgomerycountymd.gov if you have questions about the survey

Survey Validity

See the Polco Knowledge Base article on survey validity at <https://info.polco.us/knowledge/statistical-vali>

* See AAPOR’s Standard Definitions for more information at

<https://www.aapor.org/Publications-Media/AAPOR-Journals/Standard-Definitions.aspx>

* Pasek, J. (2010). ANES Weighting Algorithm. Retrieved from

<https://web.stanford.edu/group/iriss/cgi-bin/anesrake/resources/RakingDescription.pdf>

* Targets come from the 2010 Census and 2019 American Community Survey

Highlights

Safety is a priority area for residents, with some ratings decreasing over time.

Residents gave relatively lower quality ratings to the overall feeling of safety in the County (77% excellent or good) and relatively higher ratings of importance (90% essential or very important), suggesting that the facet of Safety is a potential area of focus for Montgomery County in the coming years. Ratings within this facet tended to be similar to those given in other communities across the nation. Virtually all residents felt safe in their neighborhood during the day, and about 9 in 10 felt safe in the downtown/commercial area during the day. About 8 in 10 reported feeling safe from violent crime, while three-quarters felt safe from property crime. Safety-related services also tended to receive high marks: about 9 in 10 survey respondents positively rated fire services, ambulance/EMS, and fire prevention and education, while about three-quarters were pleased with Police/Sheriff services and animal control. About two-thirds gave favorable scores to crime prevention and emergency preparedness. Ratings declined from 2019 to 2021 for overall feeling of safety in the County, crime prevention, and police services, while the evaluation for animal control improved over time.

The County also included several custom questions related to Safety on the 2021 survey. When asked about specific focus areas in Montgomery County and whether they had gotten better, worse, or stayed the same in the past two years, about 45% of residents reported that they thought crime had gotten somewhat worse or much worse, with another 4 in 10 indicating that they thought it had stayed the same. Only 15% of respondents felt that crime had gotten better in recent years. Thinking about their interactions with the Montgomery County Police Department in the past two years, about one-quarter had interacted with a MCPD employee in person or over the phone, while virtually none had done so online. About 9 in 10 of those who had interacted with a MCPD employee agreed that the employee had treated them fairly, and roughly 8 in 10 gave excellent or good ratings to the employee's professionalism, approachability, and responsiveness.

The economy remains a positive feature of Montgomery County, though affordability is an issue.

About 8 in 10 survey respondents gave favorable ratings to Montgomery County as a place to work, the overall quality and variety of business and service establishments, and shopping opportunities, while roughly three-quarters awarded high marks to the overall economic health of the County, the County as a place to visit, vibrant downtown/commercial area, and employment opportunities. These ratings were similar to or higher than the national benchmark comparisons, and ratings for employment opportunities and the overall quality of business and service establishments in Montgomery County improved from 2019 to 2021. However, only about 2 in 10 residents positively rated the cost of living in Montgomery County, which was lower than average. Further, when asked about focus areas in the County and whether they had improved, declined or stayed the same, slightly more than half of residents felt that affordable housing had gotten somewhat worse or much worse in the past two years, and another 3 in 10 felt it had stayed the same. Residents had a somewhat more positive outlook regarding job growth and business growth, however: about 6 in 10 thought that both had either gotten somewhat better or stayed about the same in the past two years, which is especially notable given the economic impacts of the COVID-19 pandemic during that time.

Education, Arts, and Culture are also praised by residents in the community.

Ratings in the facet of Education, Arts, and Culture also tended to be higher than or similar to the national benchmarks. About 9 in 10 residents gave positive ratings to public library services and 8 in 10 gave high scores to overall opportunities for education, culture, and the arts and K-12 education. At least 7 in 10 favorably rated adult educational opportunities, community support for the arts, opportunities to attend cultural/arts/music activities, and opportunities to attend special events and festivals. These ratings were stable from 2019 to 2021.

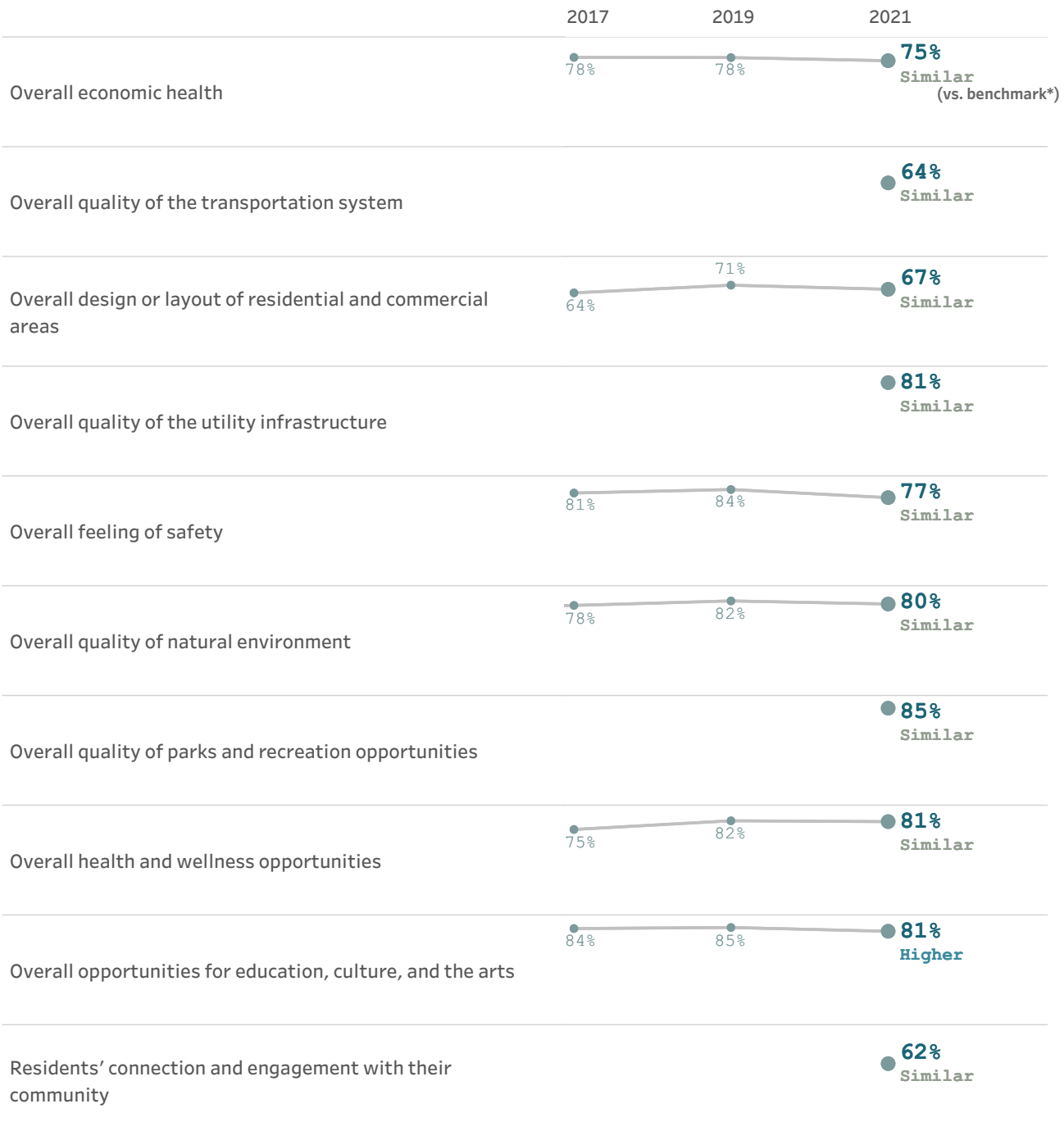
Ratings related to the public school system in Montgomery County tended to be more mixed. Thinking about County focus areas and whether they have gotten better, worse, or stayed the same in the past two years, about one-third of respondents rated public schools (K-12) as somewhat worse or much worse than two years ago, and another 4 in 10 felt they had stayed about the same. When asked to rate various aspects of Montgomery County K-12 public schools, respondents gave the most positive ratings to the diversity of race/ethnicity of the student body (80% excellent or good), the accessibility of teachers and administrators (73%), overall quality of education (73%), and school facilities (67%); they were least likely to give positive marks to class size (46%), teacher/student ratio (46%) or the food/cafeterias (38%).

Facets of livability

Resident perceptions of quality and importance for each of the facets of community livability provide an overview of community strengths and challenges that are useful for planning, budgeting and performance evaluation.

The charts below show the proportion of residents who rated the community facets positively for quality and the priority (importance) placed on each. Also displayed is whether local ratings were lower, similar, or higher than communities across the country (the national benchmark).

Please rate each of the following characteristics as they relate to Montgomery County as a whole.
(% excellent or good)



Please rate how important, if at all, you think it is for the Montgomery County community to focus on each of the following in the coming two years.
 (% essential or very important)



* Comparison to the national benchmark is shown. If no comparison is available, this is left blank.

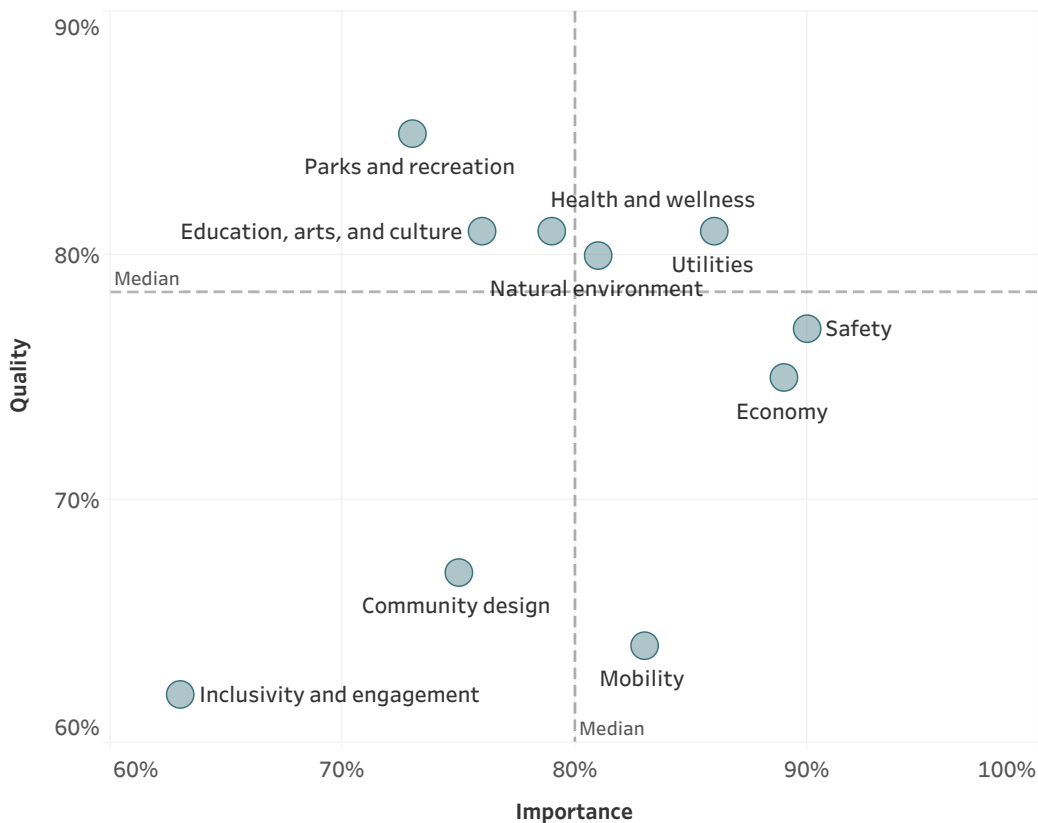
Balancing performance and importance

Every jurisdiction must balance limited resources while meeting resident needs and striving to optimize community livability. To this end, it is helpful to know what aspects of the community are most important to residents and which they perceive as being of higher or lower quality. It is especially helpful to know when a facet of livability is considered of high importance but rated as lower quality, as this should be a top priority to address.

To help guide County staff and officials with decisions on future resource allocation, resident ratings of the importance of services were compared to their ratings of the quality of these services. To identify the services perceived by residents to have relatively lower quality at the same time as relatively higher importance, all services were ranked from highest perceived quality to lowest perceived quality and from highest perceived importance to lowest perceived importance. Some services were in the top half of both lists (higher quality and higher importance); some were in the top half of one list but the bottom half of the other (higher quality and lower importance or lower quality and higher importance); and some services were in the bottom half of both lists.

Services receiving quality ratings of excellent or good by 78% or more of respondents were considered of “higher quality” and those with ratings lower than 78% were considered to be of “lower quality.” Services were classified as “more important” if they were rated as essential or very important by 80% or more of respondents. Services were rated as “less important” if they received a rating of less than 80%. This classification uses the median ratings for quality and importance to divide the services in half.

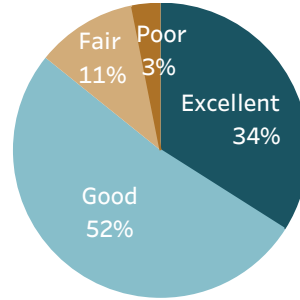
The quadrants in the figure below show which community facets were given higher or lower importance ratings (right-left) and which had higher or lower quality ratings (up-down). Facets of livability falling closer to a diagonal line drawn from the lower left to the upper right are those where performance ratings are more commensurate with resident priorities. Facets scoring closest to the lower right hand corner of the matrix (higher in importance and lower in quality) are those that may warrant further investigation to see if changes to their delivery are necessary to improve their performance. This is the key part of this chart on which to focus. Facets falling in the top left hand corner of the chart (lower in importance but higher in quality) are areas where performance may outscore resident priorities, and may be a consideration for lower resource allocation.



Quality of life

Measuring community livability starts with assessing the quality of life of those who live there, and ensuring that the community is attractive, accessible, and welcoming to all.

The overall quality of life in Montgomery County, 2021




Please rate each of the following aspects of quality of life in Montgomery County.
(% excellent or good)



Please indicate how likely or unlikely you are to do each of the following.
(% very or somewhat likely)



Please rate each of the following in the Montgomery County community.
(% excellent or good)

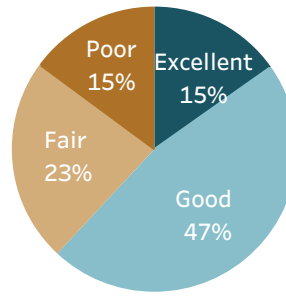


* Comparison to the national benchmark is shown. If no comparison is available, this is left blank.

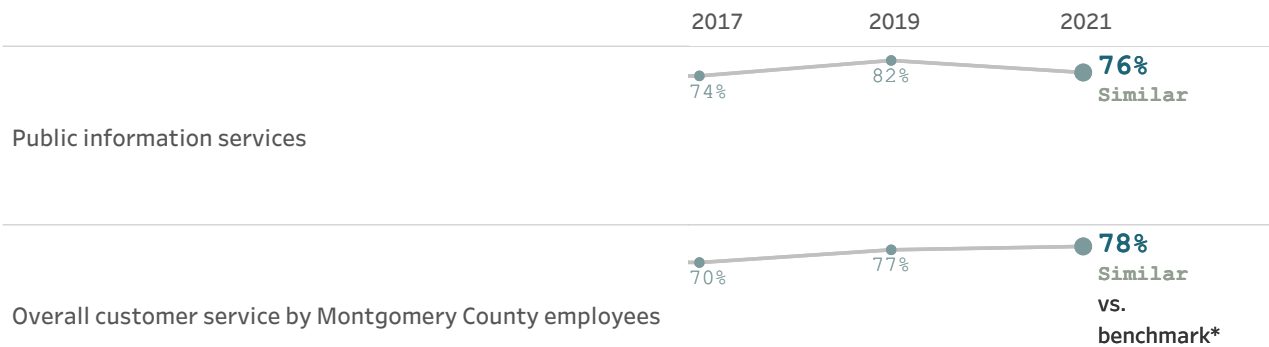
Governance

Strong local governments produce results that meet the needs of residents while making the best use of available resources, and are responsive to the present and future needs of the community as a whole.

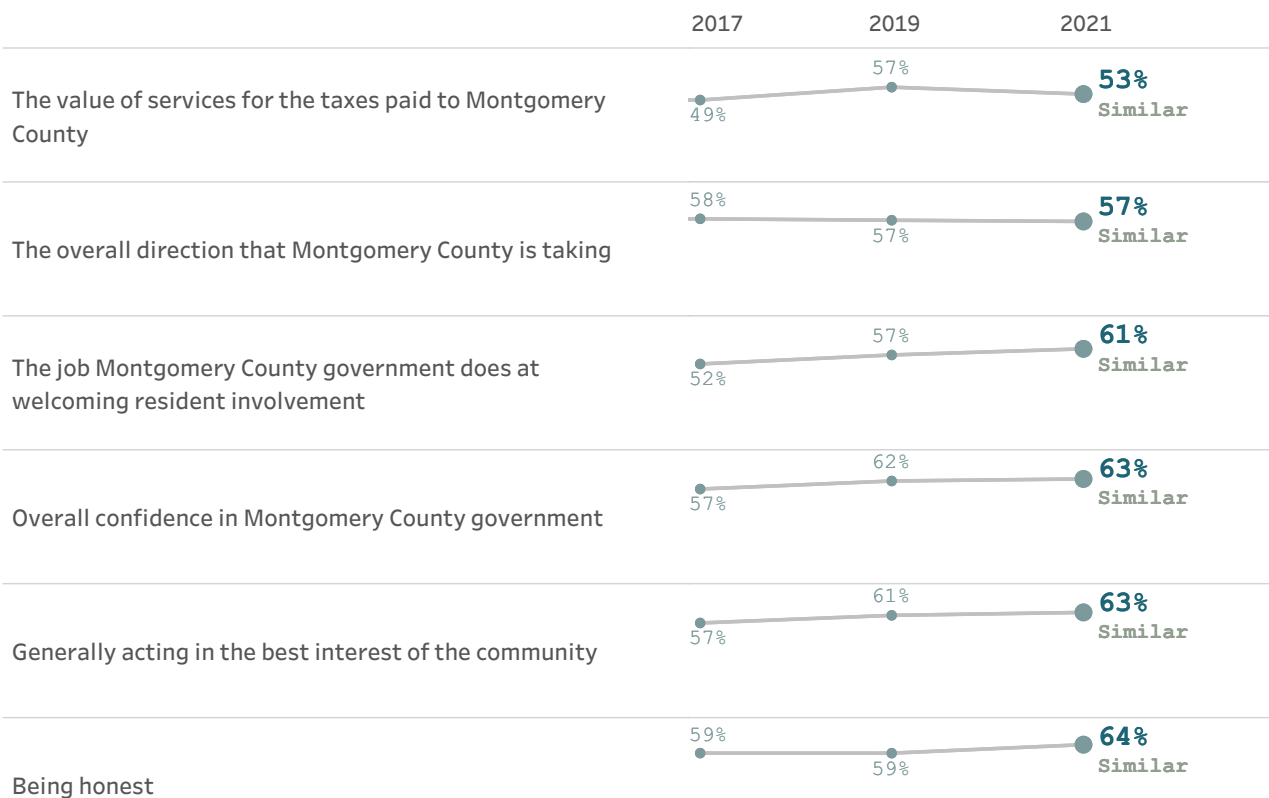
Overall confidence in Montgomery County government, 2021

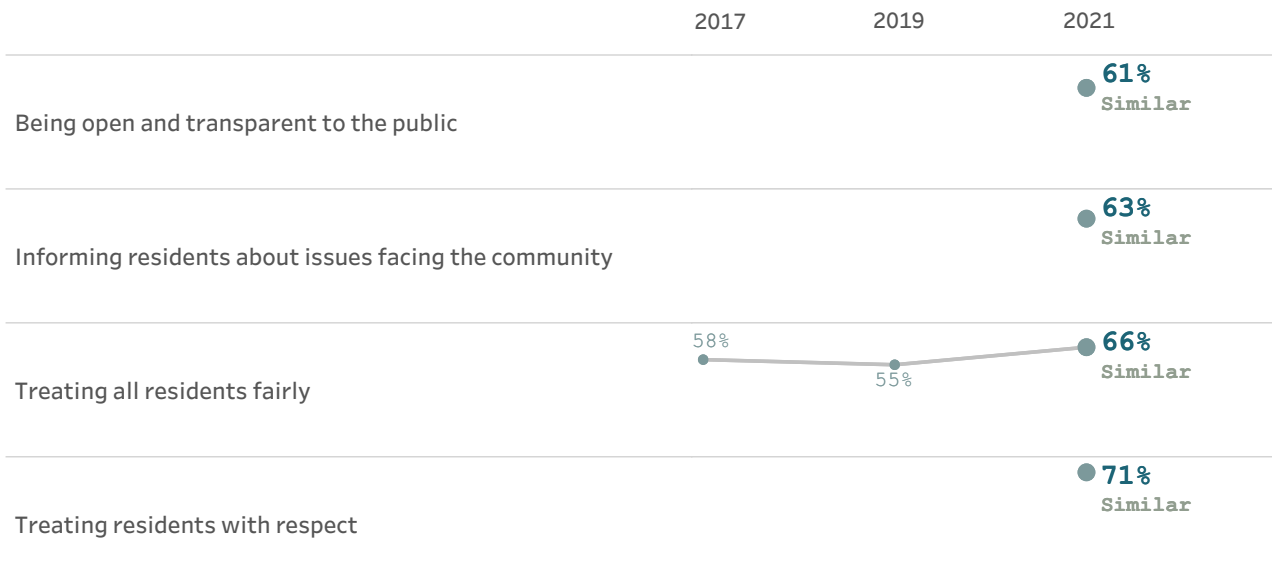


Please rate the quality of each of the following services in Montgomery County. (% excellent or good)

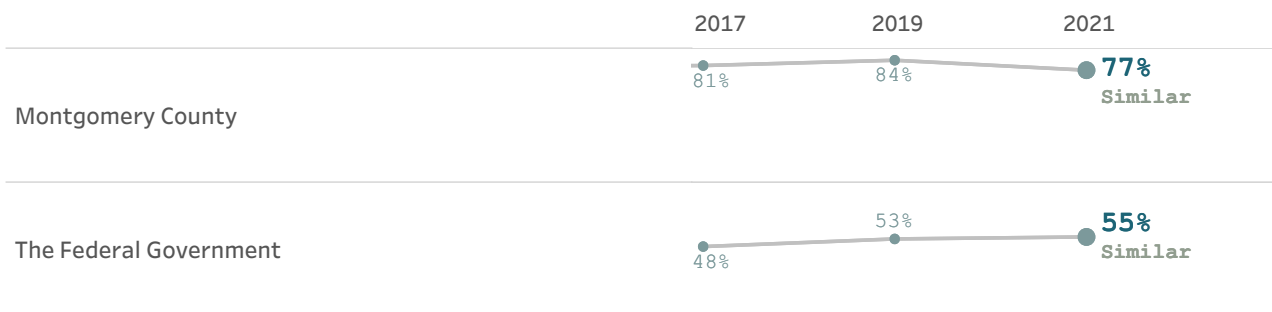


Please rate the following categories of Montgomery County government performance. (% excellent or good)





**Overall, how would you rate the quality of the services provided by each of the following?
(% excellent or good)**

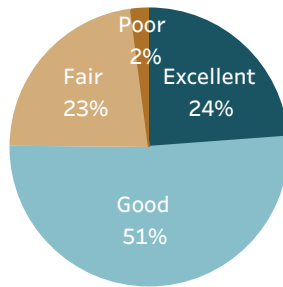


* Comparison to the national benchmark is shown. If no comparison is available, this is left blank.

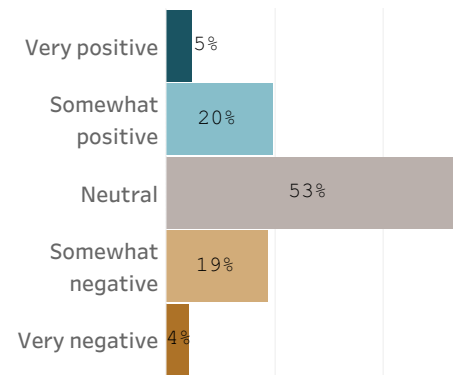
Economy

Local governments work together with private and nonprofit businesses, and with the community at large, to foster sustainable growth, create jobs, and promote a thriving local economy.


Overall economic health of Montgomery County, 2021



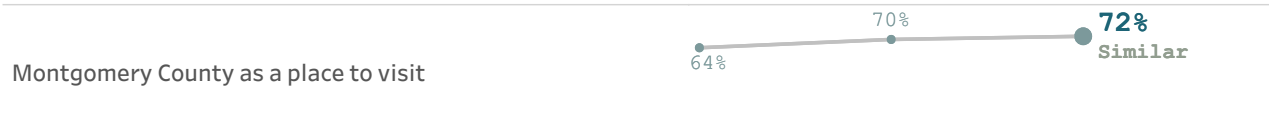

What impact, if any, do you think the economy will have on your family income in the next 6 months? Do you think the impact will be:





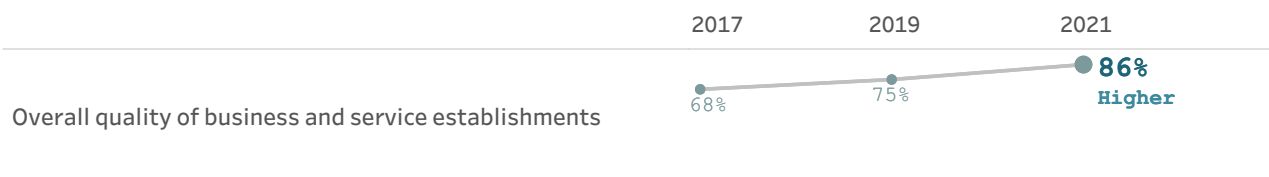
Please rate each of the following characteristics as they relate to Montgomery County as a whole. (% excellent or good)

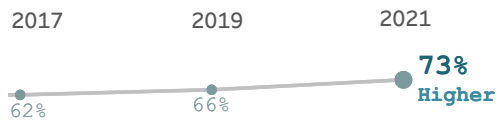


Please rate each of the following aspects of quality of life in Montgomery County. (% excellent or good)



Please rate each of the following in the Montgomery County community. (% excellent or good)





Employment opportunities

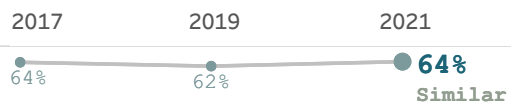


Shopping opportunities



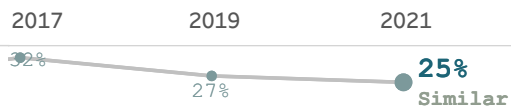
Cost of living

Please rate the quality of each of the following services in Montgomery County.
(% excellent or good)



Economic development

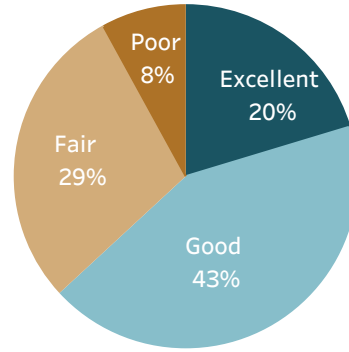
What impact, if any, do you think the economy will have on your family income in the next 6 months? Do you think the impact will be:
(% very or somewhat positive)



What impact, if any, do you think the economy will have on your family income in the next 6 months? Do you think the impact will be:

* Comparison to the national benchmark is shown. If no comparison is available, this is left blank.


Overall quality of the transportation system in Montgomery County, 2021



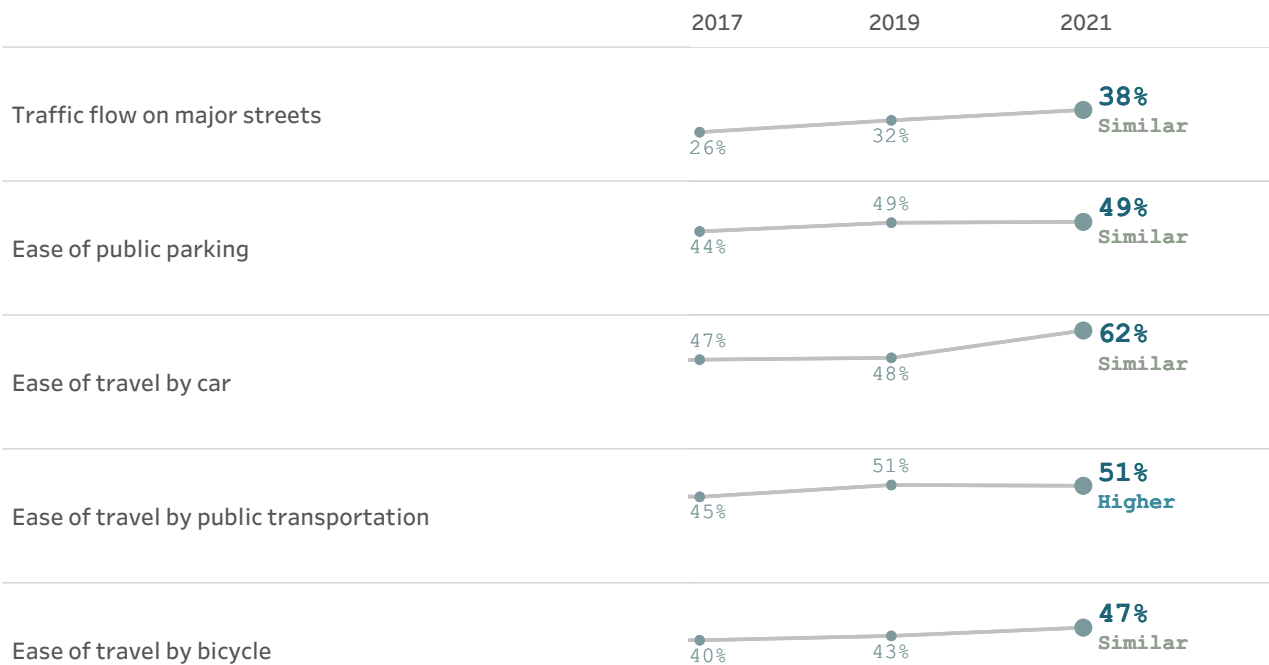
Mobility

The ease with which residents can move about their communities, whether for commuting, leisure, or recreation, plays a major role in the quality of life for all who live, work, and play in the community.

Please rate each of the following characteristics as they relate to Montgomery County as a whole.
(% excellent or good)



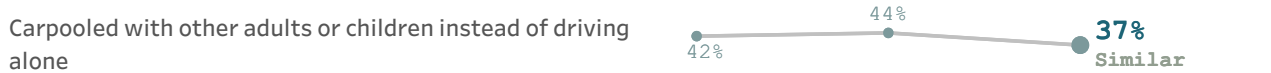

Please also rate each of the following in the Montgomery County community.
(% excellent or good)







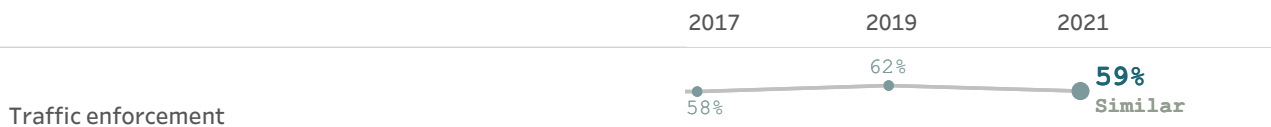
Please indicate whether or not you have done each of the following in the last 12 months.


(% yes)



Please rate the quality of each of the following services in Montgomery County.

(% excellent or good)



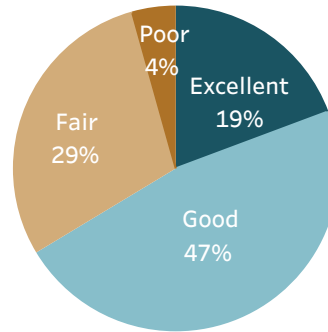


* Comparison to the national benchmark is shown. If no comparison is available, this is left blank.


Overall design or layout of Montgomery County's residential and commercial areas, 2021

Community design


A well-designed community enhances the quality of life for its residents by encouraging smart land use and zoning, ensuring that affordable housing is accessible to all, and providing access to parks and other green spaces.




Please rate each of the following characteristics as they relate to Montgomery County as a whole.
(% excellent or good)

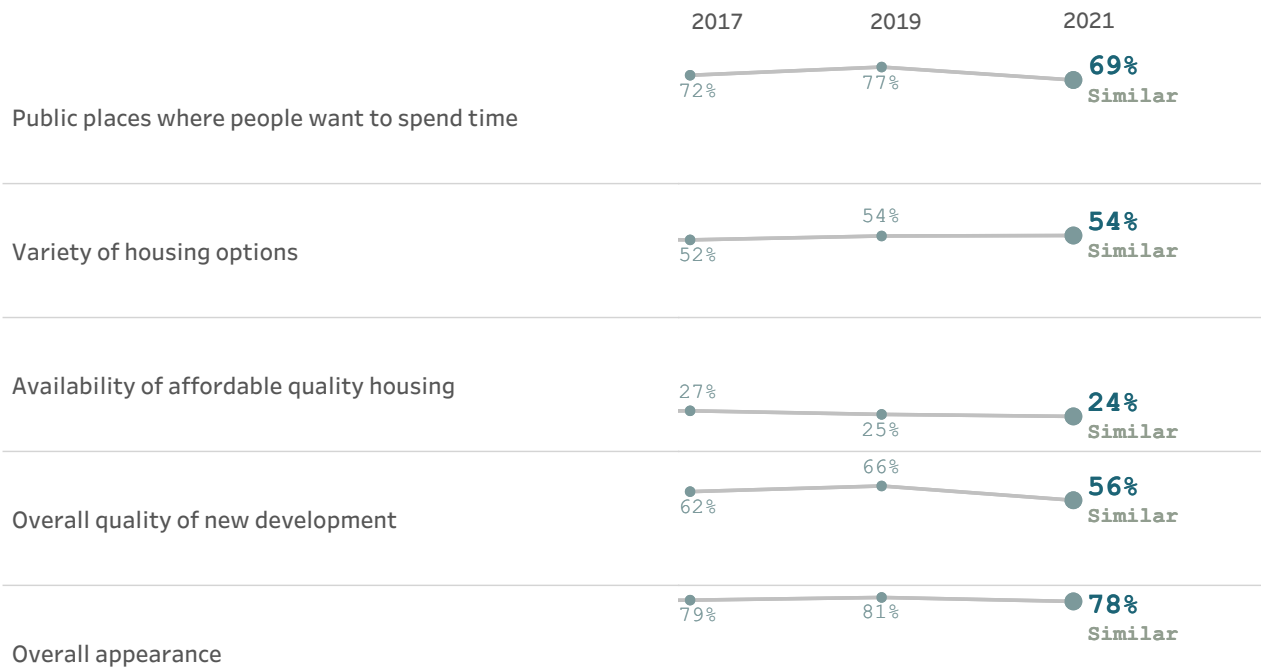


Please rate each of the following aspects of quality of life in Montgomery County.
(% excellent or good)

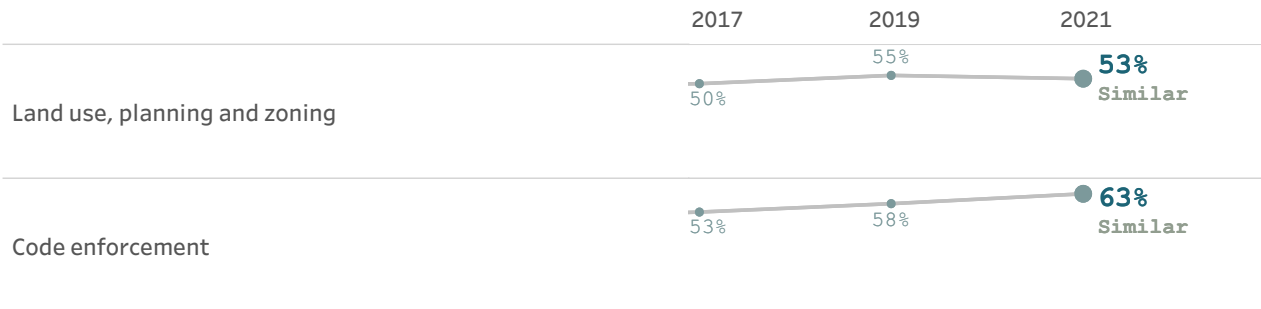


Please also rate each of the following in the Montgomery County community.
(% excellent or good)



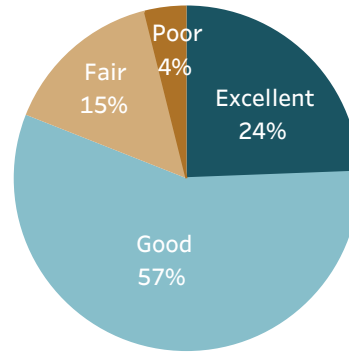


**Please rate the quality of each of the following services in Montgomery County.
(% excellent or good)**



* Comparison to the national benchmark is shown. If no comparison is available, this is left blank.


Overall quality of the utility infrastructure in Montgomery County, 2021



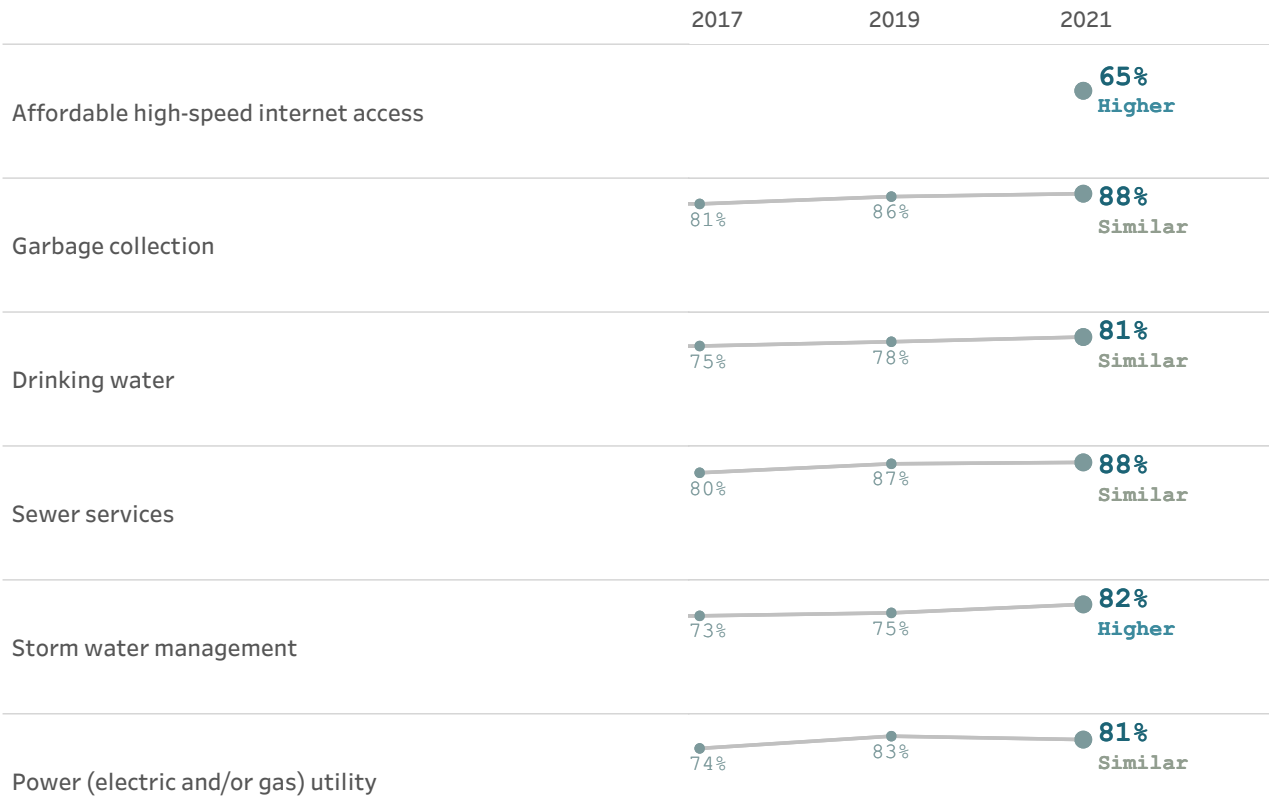
Utilities


Services such as water, gas, electricity, and internet access play a vital role in ensuring the physical and economic health and well-being of the communities they serve.

Please rate each of the following characteristics as they relate to Montgomery County as a whole. (% excellent or good)



Please rate the quality of each of the following services in Montgomery County. (% excellent or good)



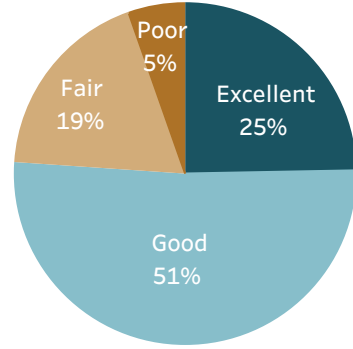


* Comparison to the national benchmark is shown. If no comparison is available, this is left blank.


Safety

Public safety is often the most important task facing local governments. All residents should feel safe and secure in their neighborhoods and in the greater community, and providing robust safety-related services is essential to residents' quality of life.

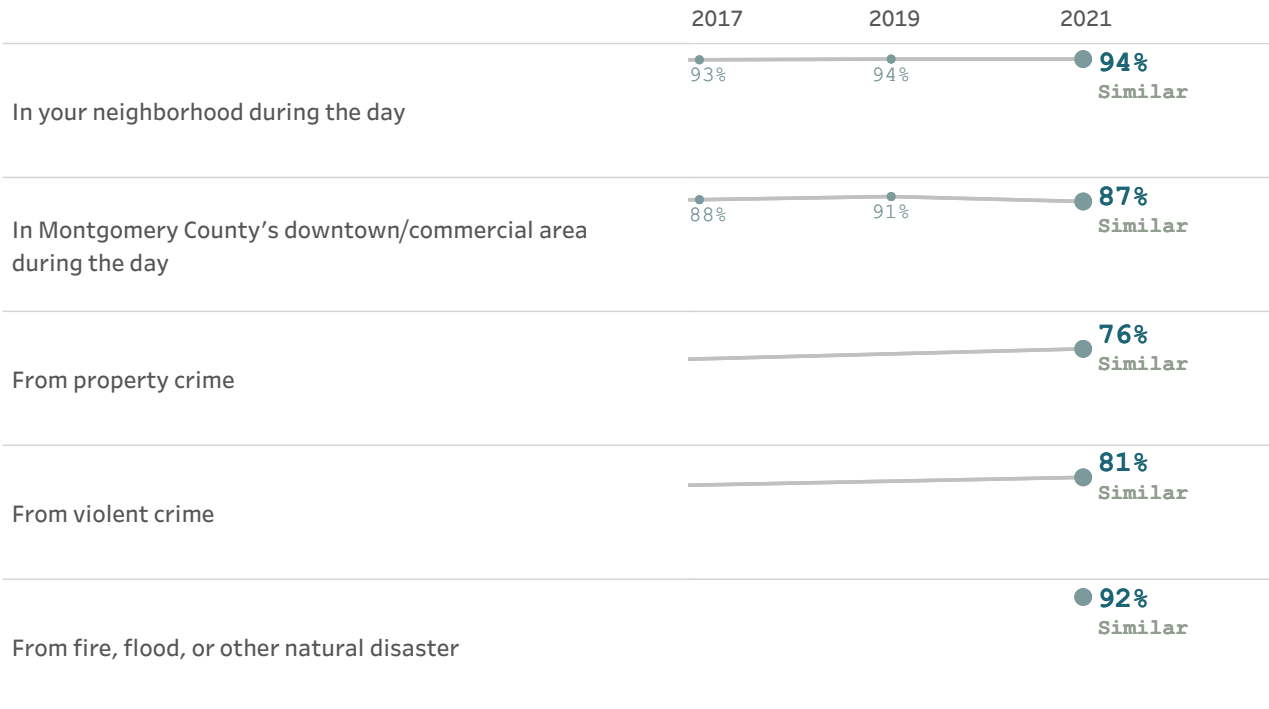
Overall feeling of safety in Montgomery County, 2021



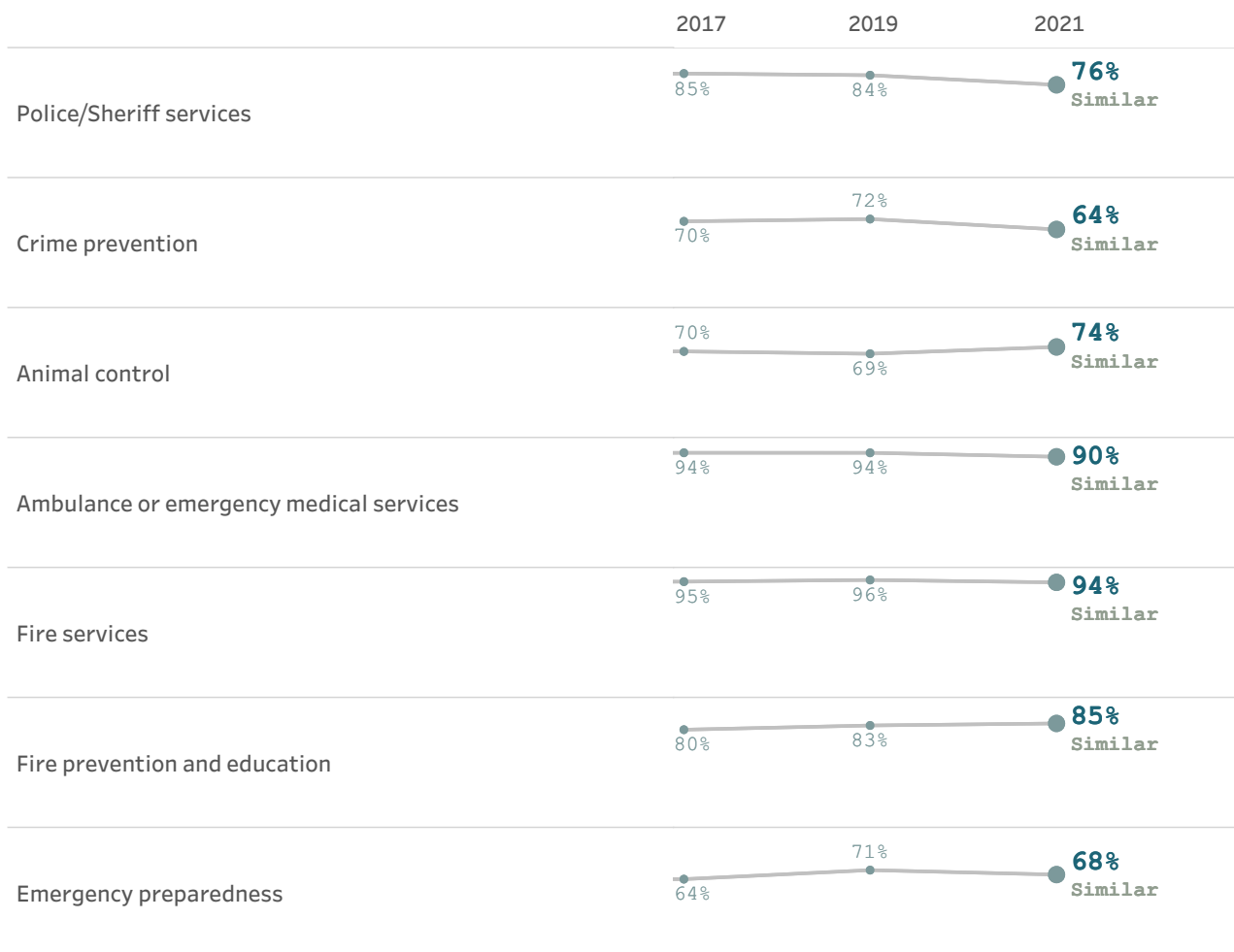
Please rate each of the following characteristics as they relate to Montgomery County as a whole. (% excellent or good)



Please rate how safe or unsafe you feel: (% very or somewhat safe)

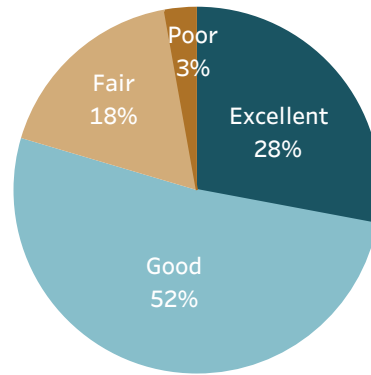


**Please rate the quality of each of the following services in Montgomery County.
(% excellent or good)**



* Comparison to the national benchmark is shown. If no comparison is available, this is left blank.

Overall quality of natural environment in Montgomery County, 2021






Natural environment

The natural environment plays a vital role in the health and well-being of residents. The natural spaces in which residents live and experience their communities has a direct and profound effect on quality of life.

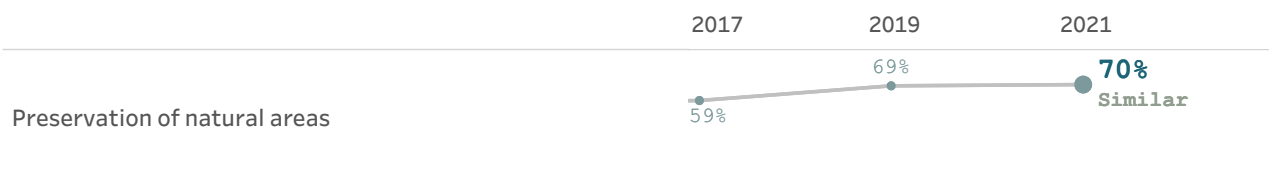
Please rate each of the following characteristics as they relate to Montgomery County as a whole.
(% excellent or good)




Please also rate each of the following in the Montgomery County community.
(% excellent or good)



Please rate the quality of each of the following services in Montgomery County.
(% excellent or good)





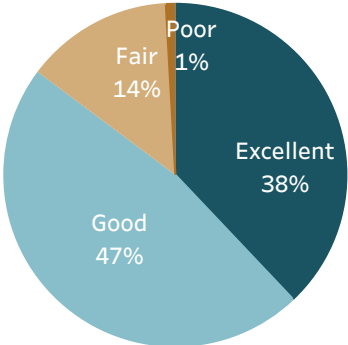
* Comparison to the national benchmark is shown. If no comparison is available, this is left blank.

Overall quality of parks and recreation opportunities, 2021

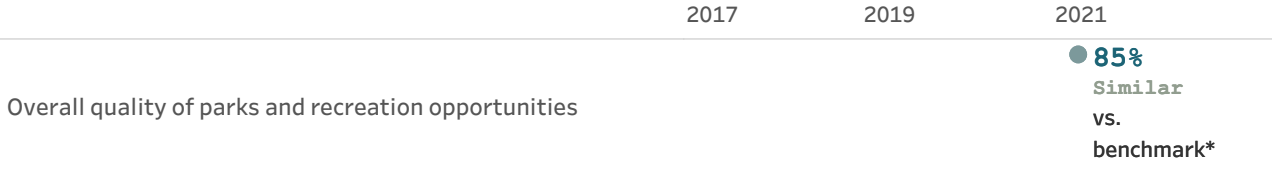
Parks and recreation

“There are no communities that pride themselves on their quality of life, promote themselves as a desirable location for businesses to relocate, or maintain that they are environmental stewards of their natural resources, without such communities having a robust, active system of parks and recreation programs for public use and enjoyment.”

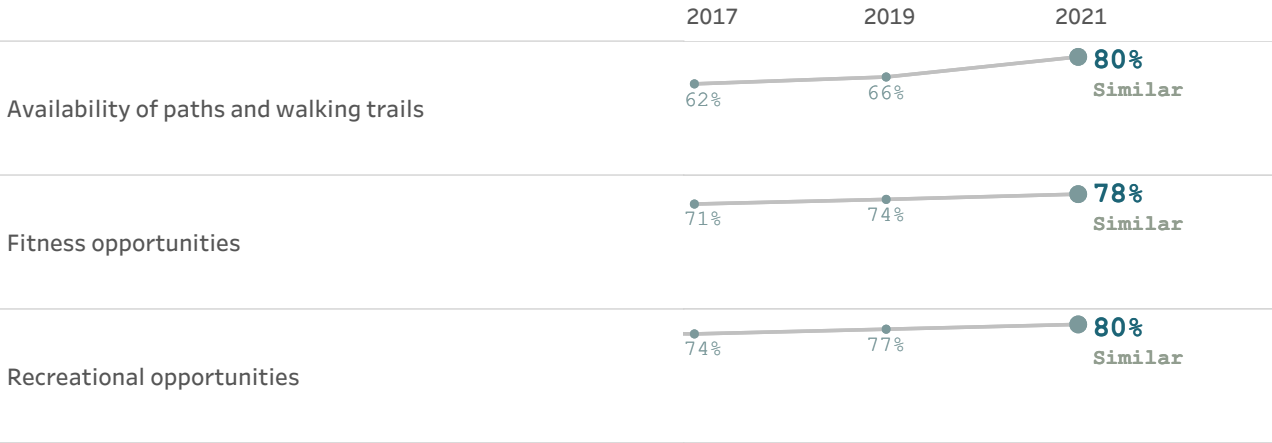
- National Recreation and Park Association



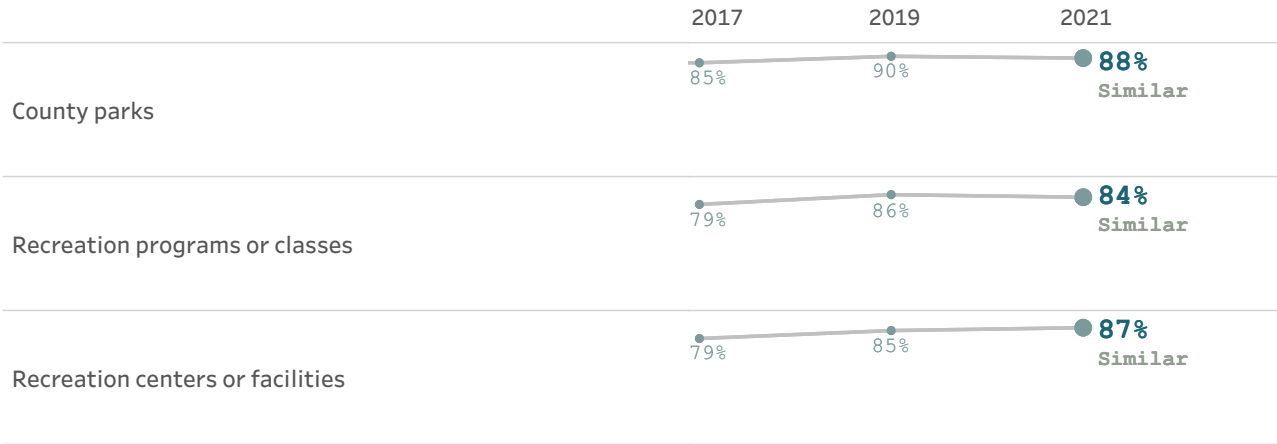
Please rate each of the following characteristics as they relate to Montgomery County as a whole. (% excellent or good)



Please also rate each of the following in the Montgomery County community. (% excellent or good)

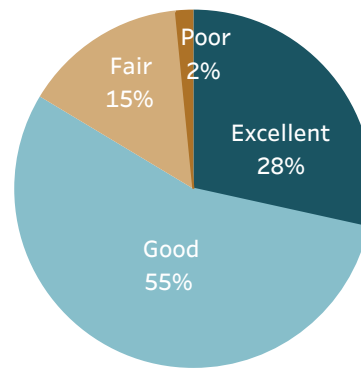


**Please rate the quality of each of the following services in Montgomery County.
(% excellent or good)**



* Comparison to the national benchmark is shown. If no comparison is available, this is left blank.

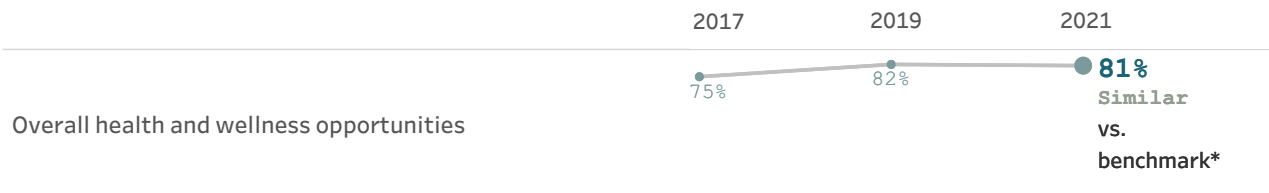
Overall health and wellness opportunities in Montgomery County, 2021



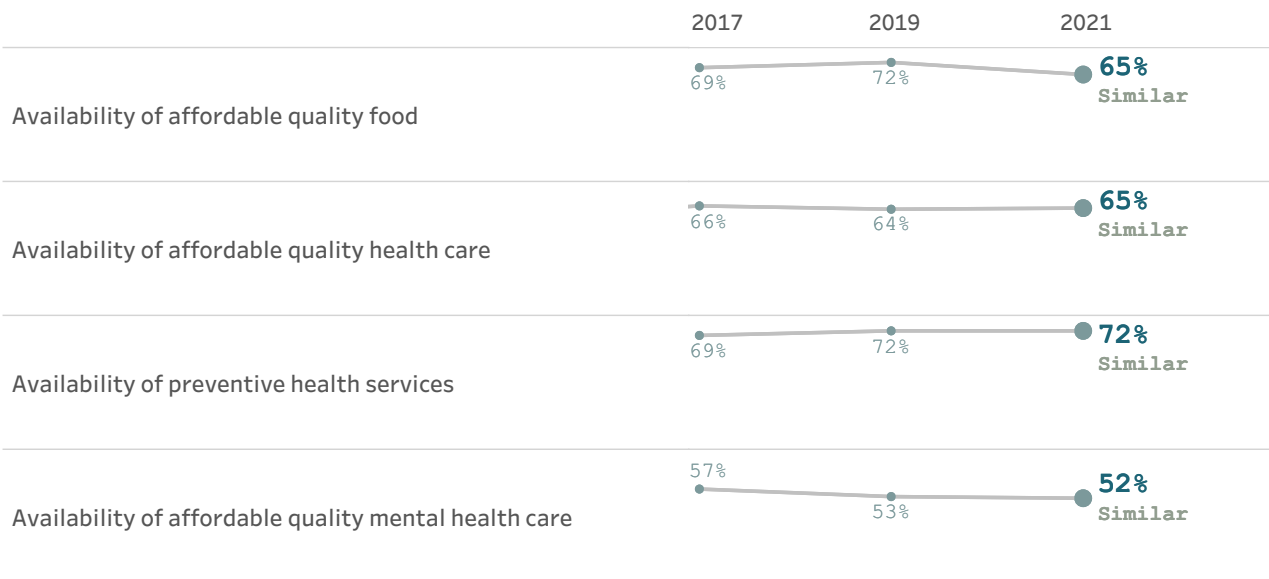
Health and wellness

The characteristics of and amenities available in the communities in which people live has a direct impact on the health and wellness of residents, and thus, on their quality of life overall.


Please rate each of the following characteristics as they relate to Montgomery County as a whole. (% excellent or good)



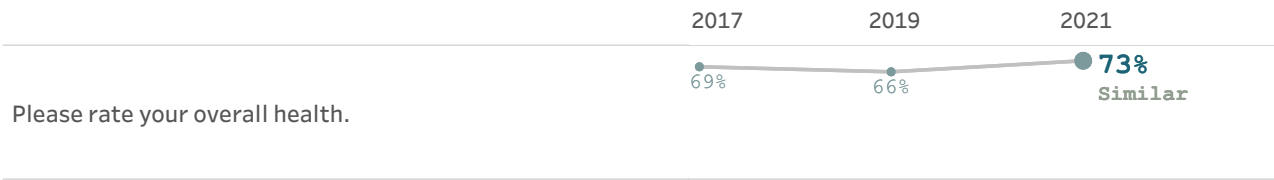
Please also rate each of the following in the Montgomery County community. (% excellent or good)



Please rate the quality of each of the following services in Montgomery County. (% excellent or good)

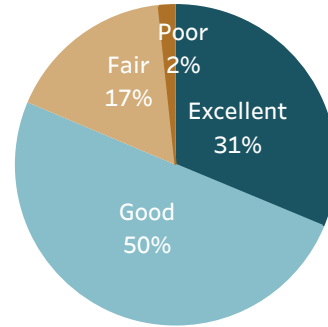


Please rate your overall health.
(% excellent or very good)



* Comparison to the national benchmark is shown. If no comparison is available, this is left blank.

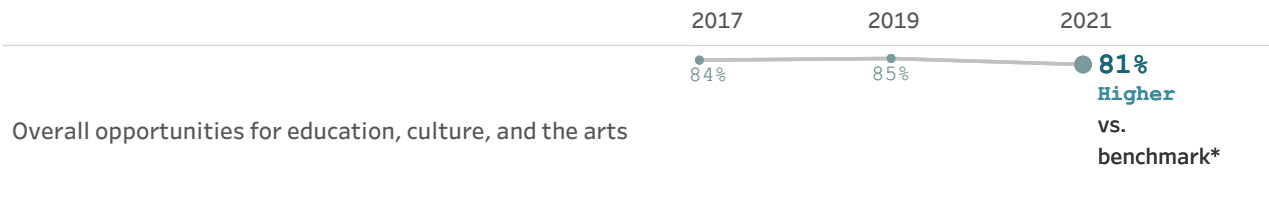
Overall opportunities for education, culture and the arts, 2021



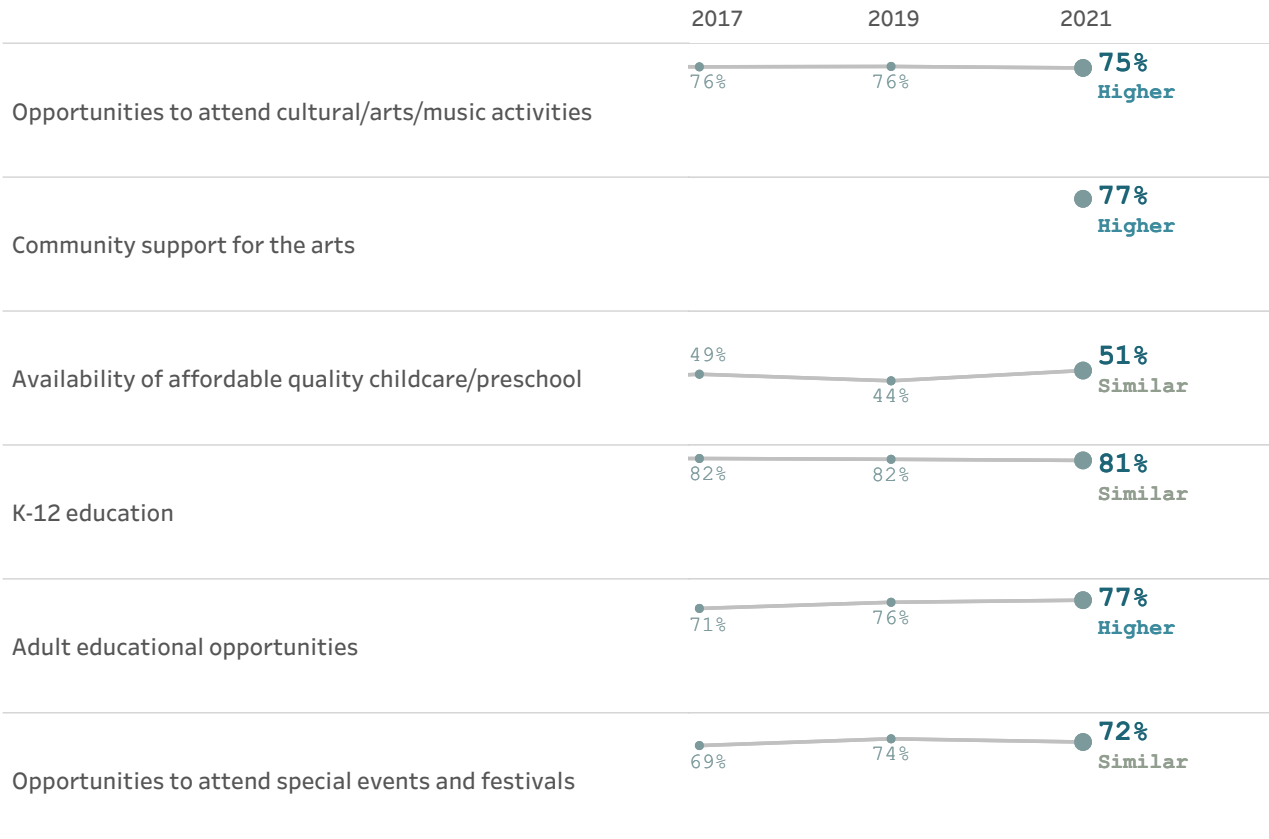
Education, arts, and culture

Participation in the arts, in educational opportunities, and in cultural activities is linked to increased civic engagement, greater social tolerance, and enhanced enjoyment of the local community.

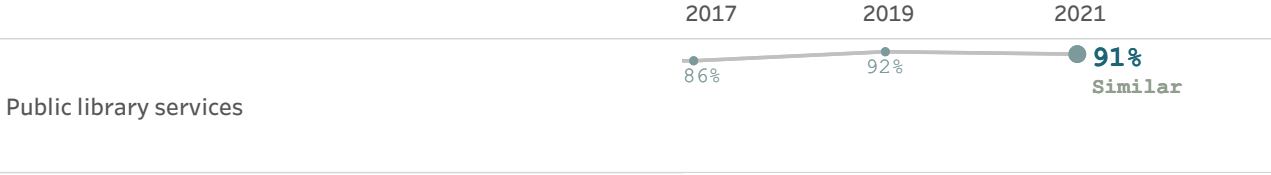
Please rate each of the following characteristics as they relate to Montgomery County as a whole.
(% excellent or good)



Please also rate each of the following in the Montgomery County community.
(% excellent or good)



Please rate the quality of each of the following services in Montgomery County.
(% excellent or good)

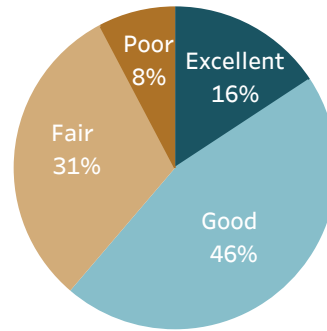


* Comparison to the national benchmark is shown. If no comparison is available, this is left blank.


Residents' connection and engagement with their community, 2021

Inclusivity and engagement

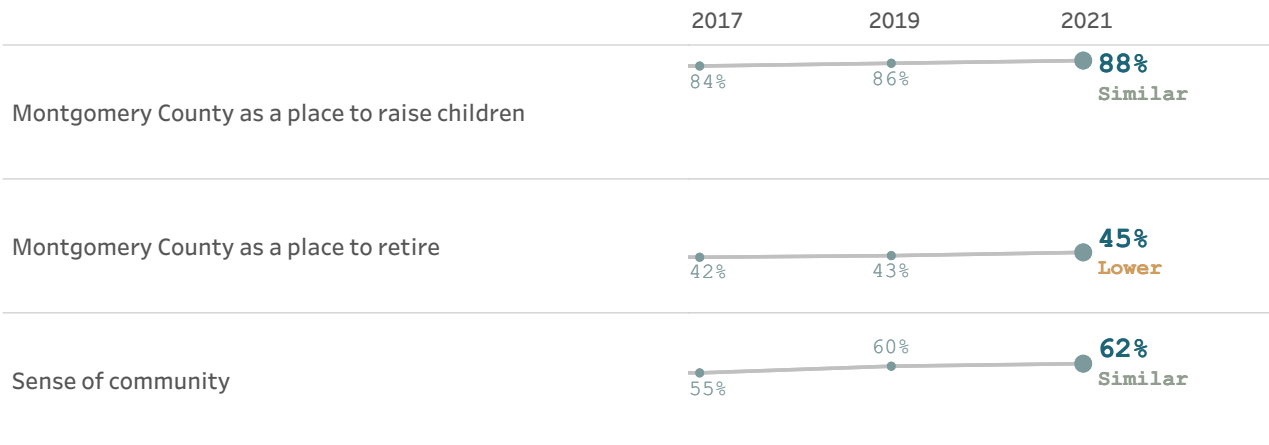
Inclusivity refers to a cultural and environmental feeling of belonging; residents who feel invited to participate within their communities feel more included, involved, and engaged than those who do not.



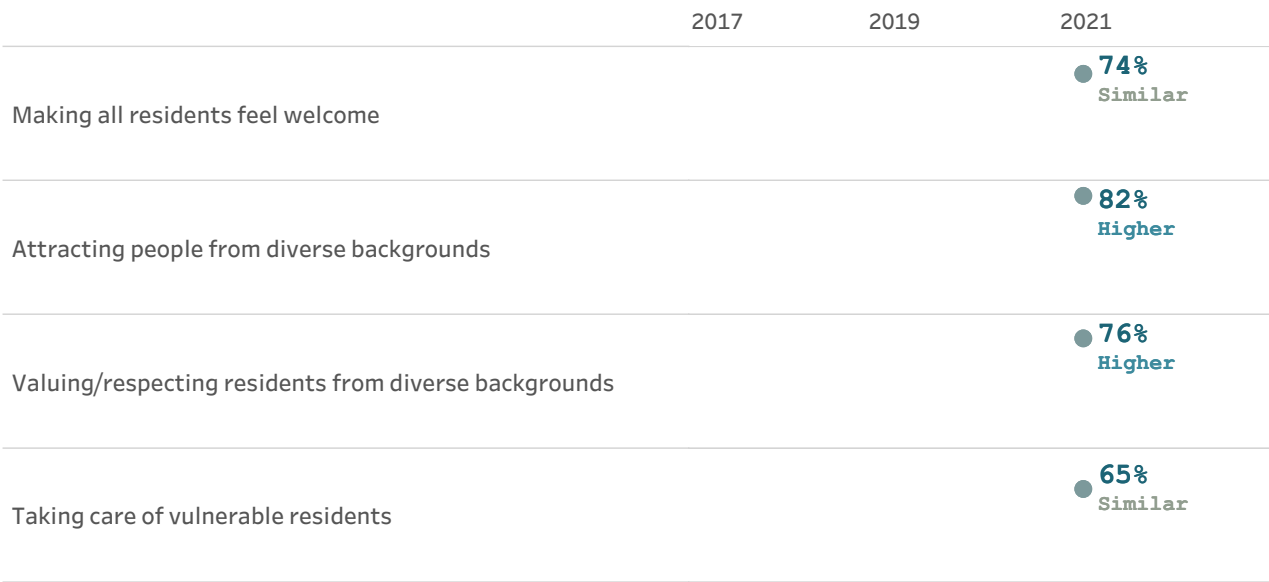
Please rate each of the following characteristics as they relate to Montgomery County as a whole. (% excellent or good)



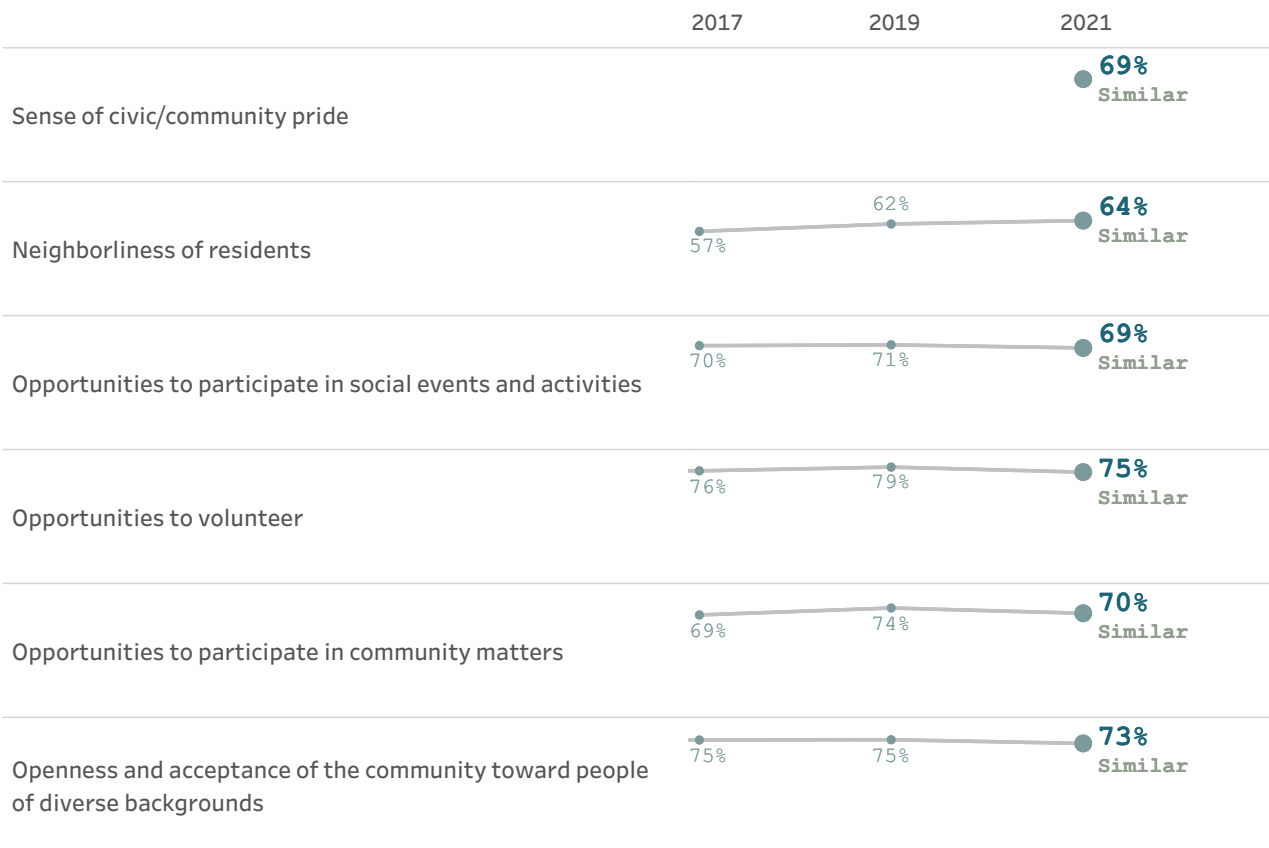
Please rate each of the following aspects of quality of life in Montgomery County. (% excellent or good)



Please rate the job you feel the Montgomery County community does at each of the following.
 (% excellent or good)



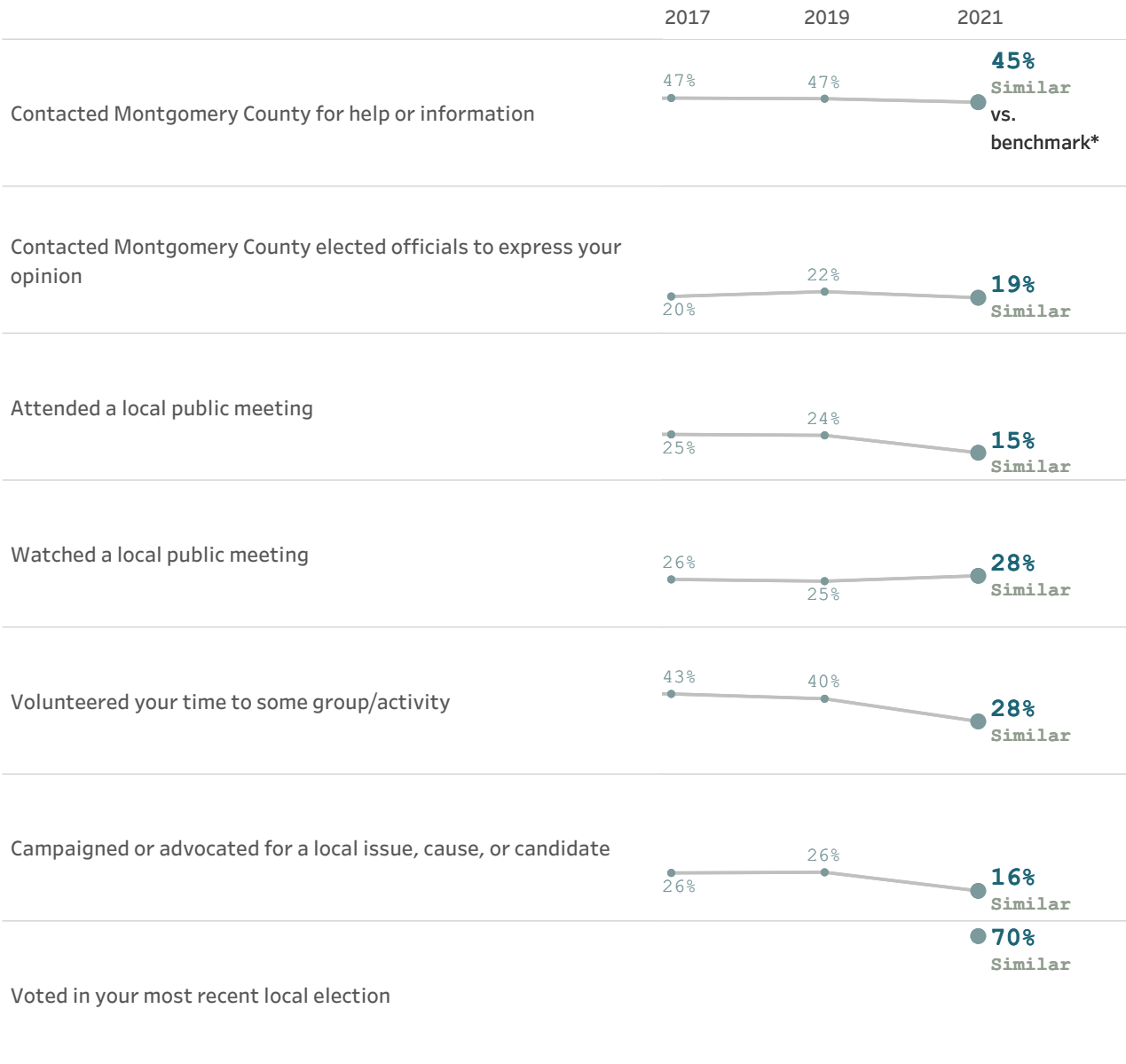
Please also rate each of the following in the Montgomery County community.
 (% excellent or good)



* Comparison to the national benchmark is shown. If no comparison is available, this is left blank.

Residents' participation levels

Please indicate whether or not you have done each of the following in the last 12 months.
(% yes)



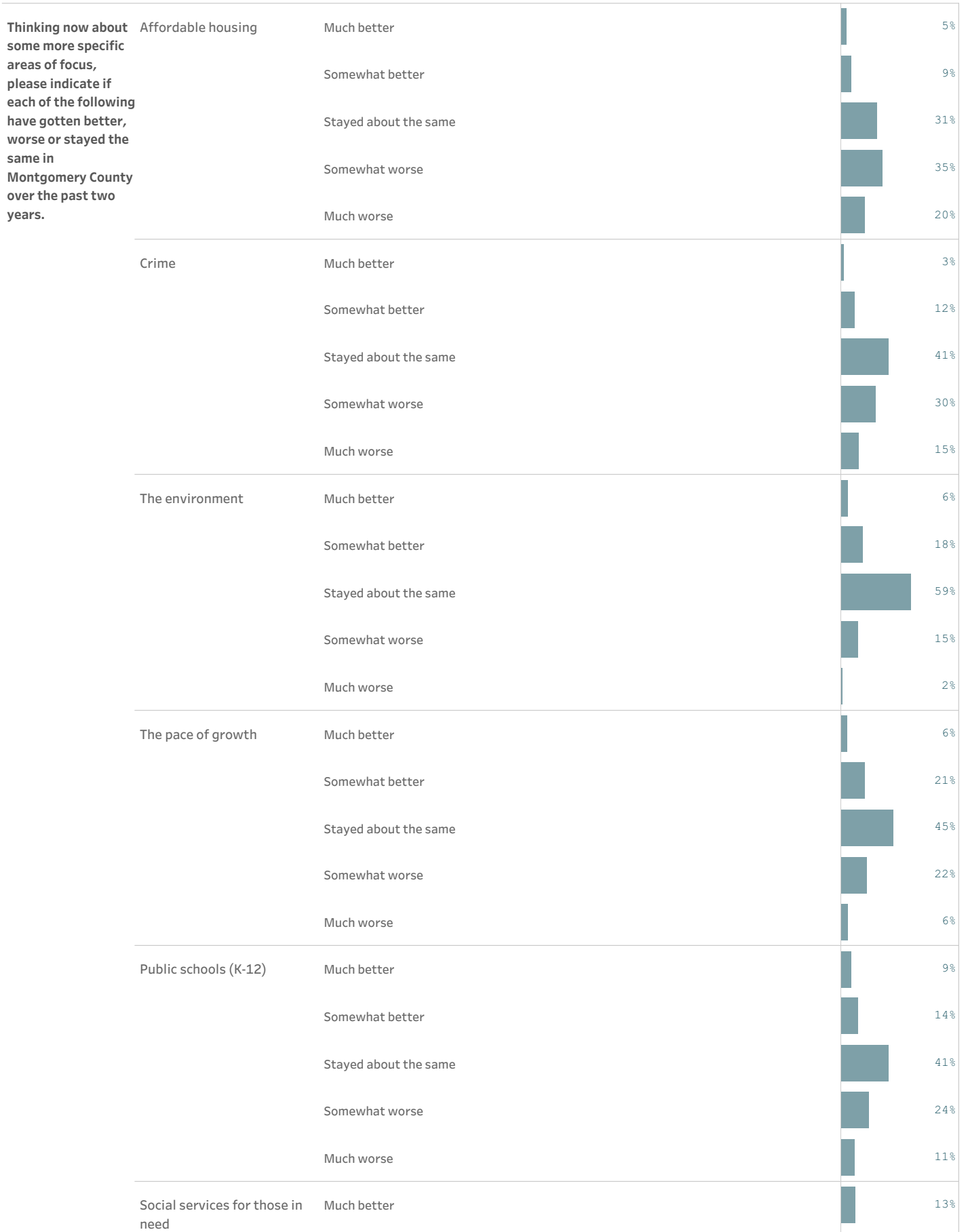
In general, how many times do you:
(% a few times a week or more)

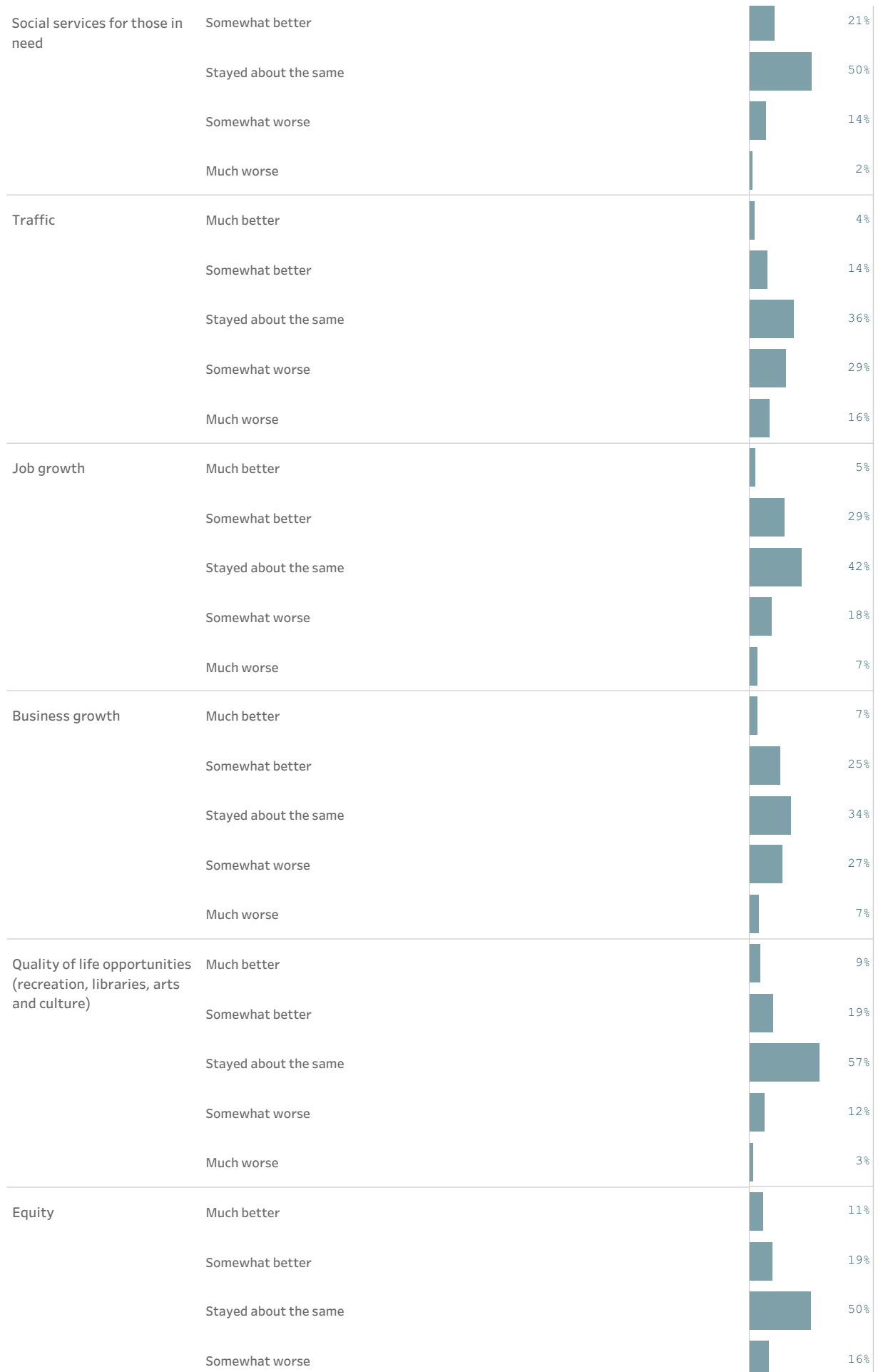
	2017	2019	2021
Access the internet from your home			● 97% Similar
Access the internet from your cell phone			● 94% Similar
Visit social media sites			● 77% Similar
Use or check email			● 98% Similar
Share your opinions online			● 26% Similar
Shop online			● 59% Similar

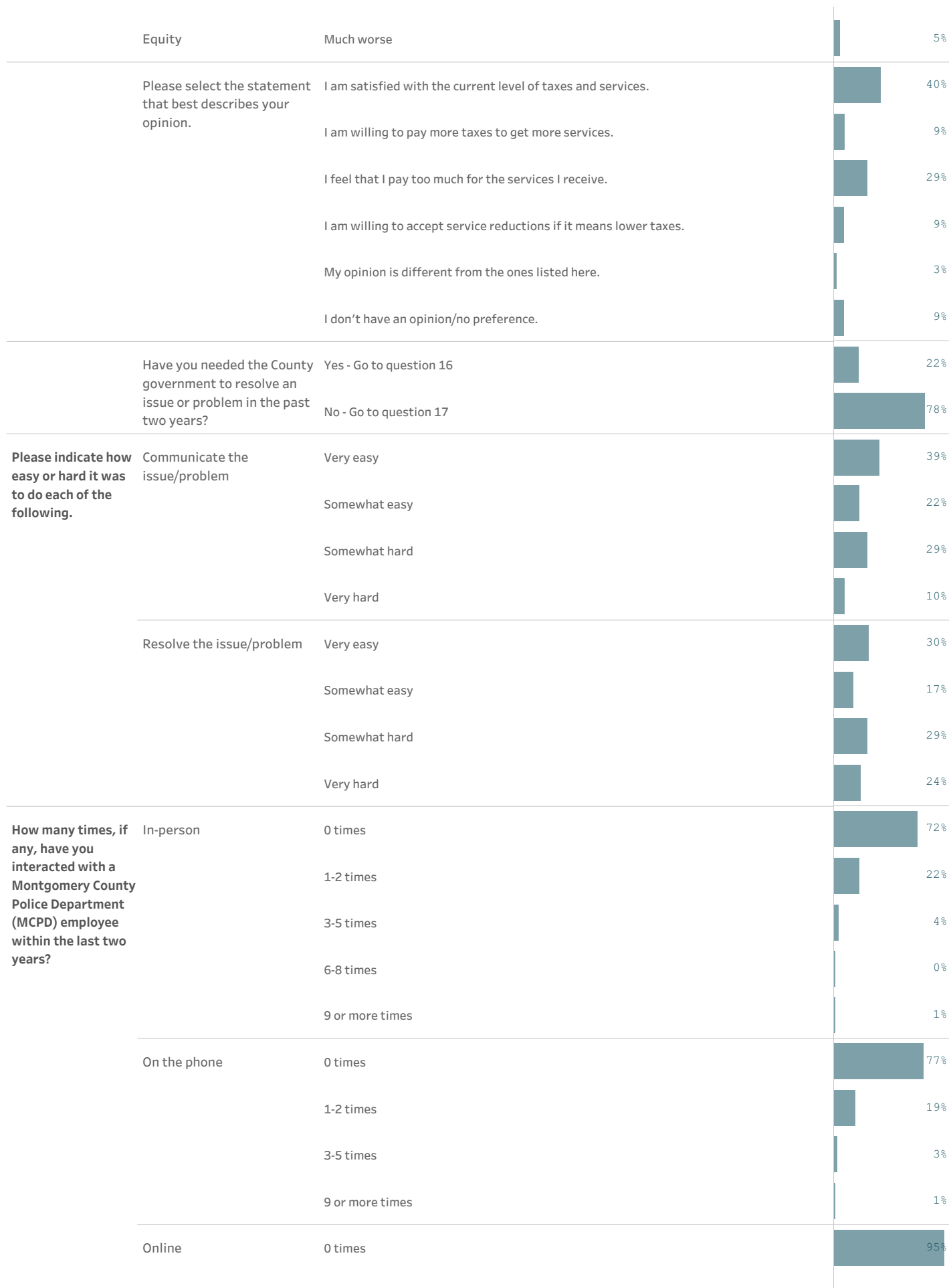
* Comparison to the national benchmark is shown. If no comparison is available, this is left blank.

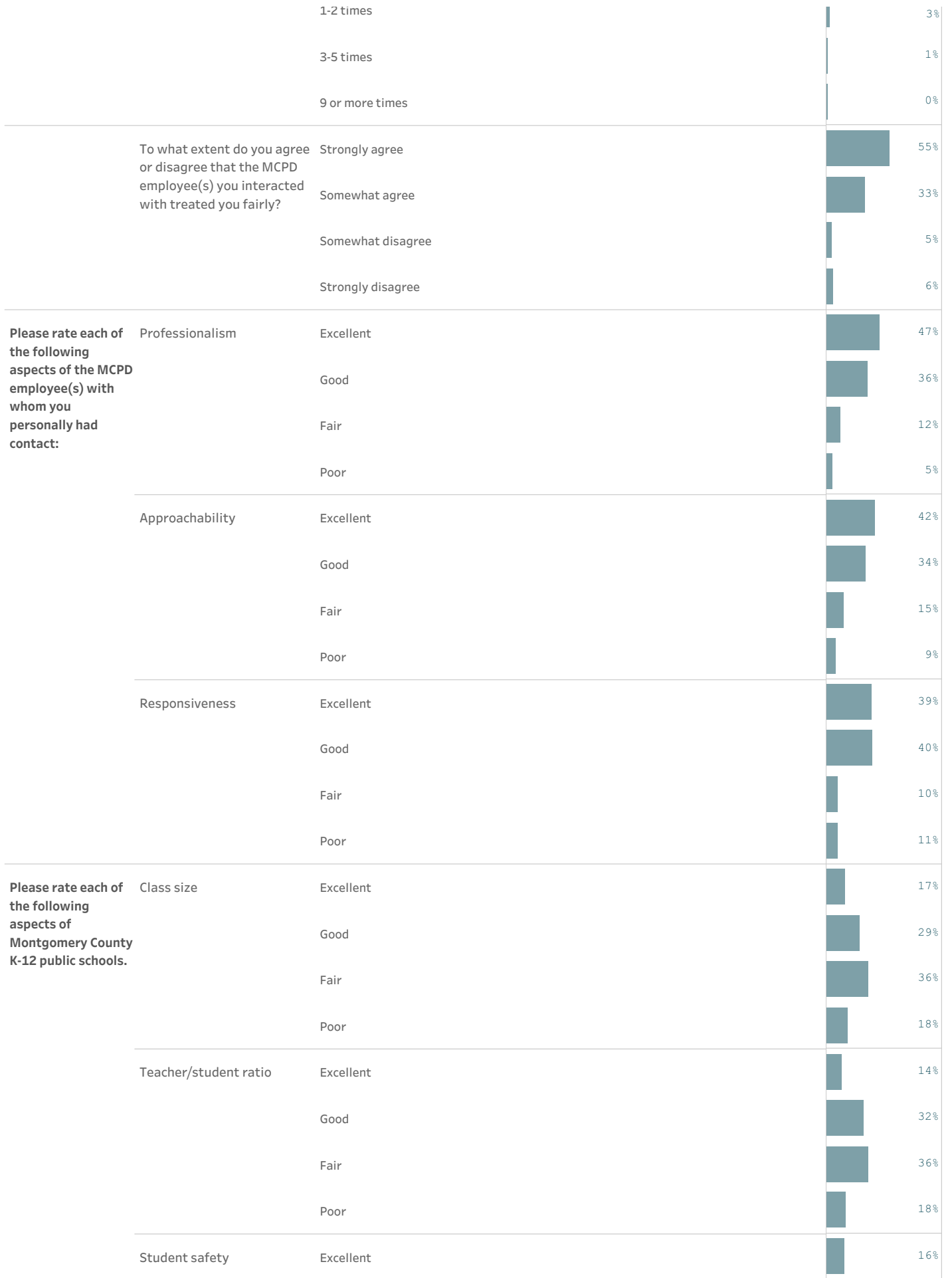
Custom questions

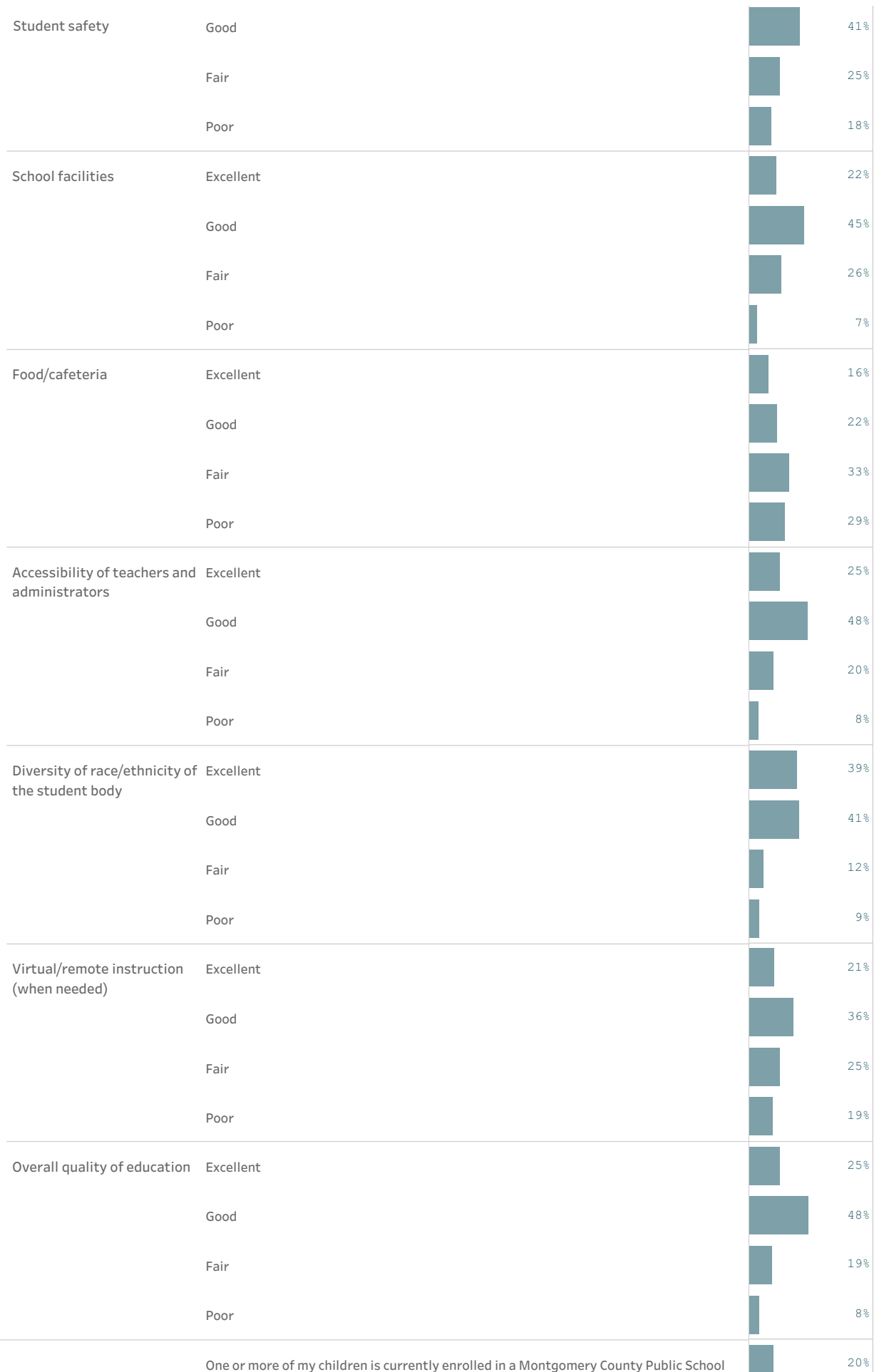
Below are the complete set of responses to each custom question on the survey. By default, "don't know" responses are excluded.

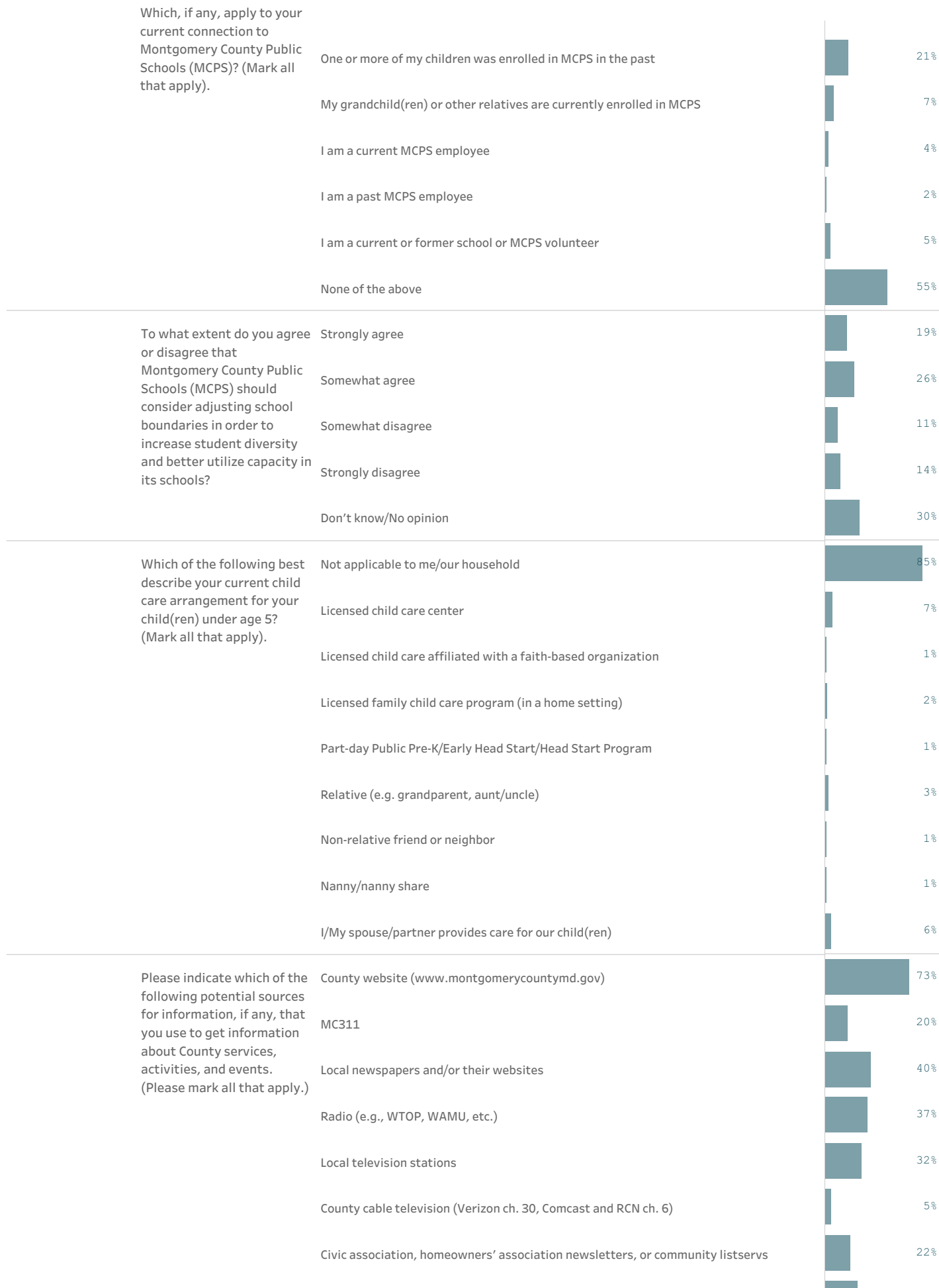


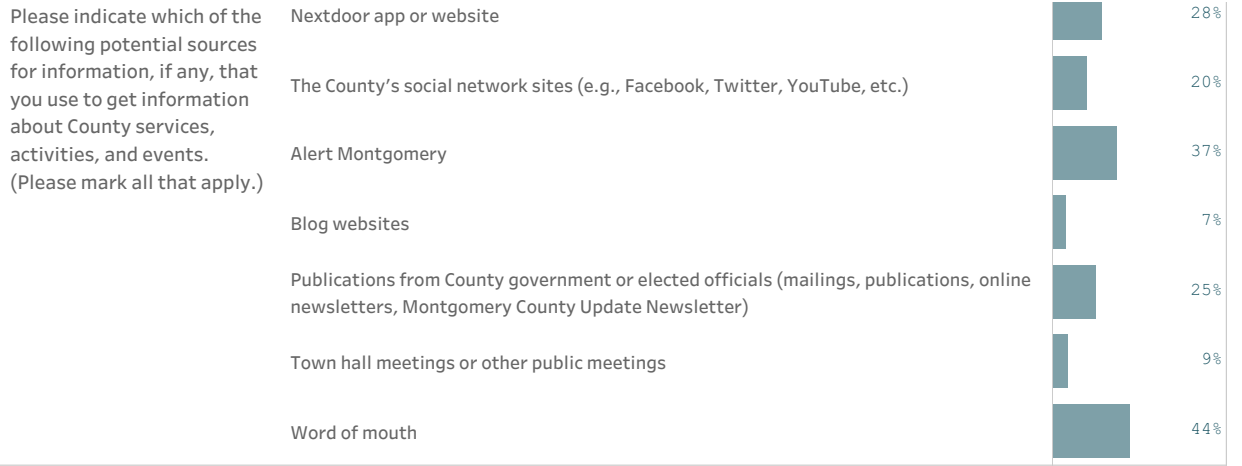












National benchmark tables

This table contains the comparisons of Montgomery County's results to those from other communities. The first column shows the comparison of Montgomery County's rating to the benchmark. Montgomery County's results are noted as being "higher", "lower" or "similar" to the benchmark, meaning that the average rating given by Montgomery County residents is statistically similar to or different than the benchmark. The second column is Montgomery County's "percent positive." Most commonly, the percent positive is the combination of the top two most positive response options (i.e., excellent/good). The third column is the rank assigned to Montgomery County's rating among communities where a similar question was asked. The fourth column is the number of communities that asked a similar question. The fifth column shows the percentile for Montgomery County's result -- that is what percent of surveyed communities had a lower rating than Montgomery County.

NRC's database of comparative resident opinion is comprised of resident perspectives gathered in surveys from over 600 communities whose residents evaluated the same kinds of topics on The National Community Survey. The comparison evaluations are from the most recent survey completed in each community in the last five years. NRC adds the latest results quickly upon survey completion, keeping the benchmark data fresh and relevant. The communities in the database represent a wide geographic and population range. In each tab, Montgomery County's results are noted as being "higher" than the benchmark, "lower" than the benchmark, or "similar" to the benchmark, meaning that the average rating given by Montgomery County residents is statistically similar to or different (greater or lesser) than the benchmark. Being rated as "higher" or "lower" than the benchmark means that Montgomery County's average rating for a particular item was more than 10 points different than the benchmark. If a rating was "much higher" or "much lower," then Montgomery County's average rating was more than 20 points different when compared to the benchmark.

			% positive	Rank	Number of communities	Percentile
Please rate each of the following aspects of quality of life in Montgomery County.	Montgomery County as a place to live	Similar	90%	168	388	56
	Your neighborhood as a place to live	Similar	90%	122	320	62
	Montgomery County as a place to raise children	Similar	88%	144	389	63
	Montgomery County as a place to work	Higher	84%	56	372	85
	Montgomery County as a place to visit	Similar	72%	134	314	57
	Montgomery County as a place to retire	Lower	45%	333	374	11
	The overall quality of life	Similar	86%	176	430	59
	Sense of community	Similar	62%	183	322	43
Please rate each of the following characteristics as they relate to Montgomery County as a whole.	Overall economic health	Similar	75%	87	295	70
	Overall quality of the transportation system	Similar	64%	35	127	73
	Overall design or layout of residential and commercial areas	Similar	67%	95	289	67

			% positive	Rank	Number of communities	Percentile
Please rate each of the following characteristics as they relate to Montgomery County as a whole.	Overall quality of the utility infrastructure	Similar	81%	35	124	72
	Overall feeling of safety	Similar	77%	241	370	35
	Overall quality of natural environment	Similar	80%	159	299	47
	Overall quality of parks and recreation opportunities	Similar	85%	54	129	58
	Overall health and wellness opportunities	Similar	81%	87	290	70
	Overall opportunities for education, culture, and the arts	Higher	81%	51	293	82
	Residents' connection and engagement with their community	Similar	62%	48	125	62
Please indicate how likely or unlikely you are to do each of the following.	Recommend living in Montgomery County to someone who asks	Similar	89%	133	306	56
	Remain in Montgomery County for the next five years	Similar	86%	129	299	57
Please rate how safe or unsafe you feel:	In your neighborhood during the day	Similar	94%	200	355	43
	In Montgomery County's downtown/commercial area during the day	Similar	87%	227	331	31
	From property crime	Similar	76%	86	135	37
	From violent crime	Similar	81%	90	135	33
	From fire, flood, or other natural disaster	Similar	92%	44	123	65
Please rate the job you feel the Montgomery County community does at each of the following.	Making all residents feel welcome	Similar	74%	57	129	56
	Attracting people from diverse backgrounds	Higher	82%	3	127	98
	Valuing/respecting residents from diverse backgrounds	Higher	76%	9	127	93
	Taking care of vulnerable residents	Similar	65%	45	125	64
Please rate each of the following in the Montgomery County community.	Overall quality of business and service establishments	Higher	86%	34	297	88

			% positive	Rank	Number of communities	Percentile
Please rate each of the following in the Montgomery County community.	Variety of business and service establishments	Higher	84%	11	124	91
	Vibrancy of downtown/commercial area	Higher	76%	43	280	85
	Employment opportunities	Higher	73%	20	326	94
	Shopping opportunities	Much higher	85%	20	312	93
	Cost of living	Lower	21%	247	291	15
	Overall image or reputation	Similar	82%	106	367	71
Please also rate each of the following in the Montgomery County community.	Traffic flow on major streets	Similar	38%	243	344	29
	Ease of public parking	Similar	49%	182	269	32
	Ease of travel by car	Similar	62%	202	322	37
	Ease of travel by public transportation	Higher	51%	60	274	78
	Ease of travel by bicycle	Similar	47%	186	324	42
	Ease of walking	Similar	60%	201	324	38
	Well-planned residential growth	Similar	50%	62	127	51
	Well-planned commercial growth	Similar	55%	42	127	67
	Well-designed neighborhoods	Similar	62%	60	125	52
	Preservation of the historical or cultural character of the community	Similar	65%	55	123	56
	Public places where people want to spend time	Similar	69%	130	285	54
	Variety of housing options	Similar	54%	109	301	64
	Availability of affordable quality housing	Similar	24%	234	325	28

Please also rate each of the following in the Montgomery County community.

		% positive	Rank	Number of communities	Percentile
Overall quality of new development	Similar	56%	142	319	55
Overall appearance	Similar	78%	165	356	53
Cleanliness	Similar	77%	163	326	50
Water resources	Similar	66%	47	113	59
Air quality	Similar	80%	163	280	42
Availability of paths and walking trails	Similar	80%	112	329	66
Fitness opportunities	Similar	78%	114	281	59
Recreational opportunities	Similar	80%	93	312	70
Availability of affordable quality food	Similar	65%	168	276	39
Availability of affordable quality health care	Similar	65%	141	289	51
Availability of preventive health services	Similar	72%	94	272	65
Availability of affordable quality mental health care	Similar	52%	97	272	64
Opportunities to attend cultural/arts/music activities	Higher	75%	65	309	79
Community support for the arts	Higher	77%	22	124	83
Availability of affordable quality childcare/preschool	Similar	51%	155	287	46
K-12 education	Similar	81%	117	293	60
Adult educational opportunities	Higher	77%	40	278	85
Sense of civic/community pride	Similar	69%	50	124	60
Neighborliness of residents	Similar	64%	149	285	47

			% positive	Rank	Number of communities	Percentile
Please also rate each of the following in the Montgomery County community.	Opportunities to participate in social events and activities	Similar	69%	114	291	61
	Opportunities to attend special events and festivals	Similar	72%	142	298	52
	Opportunities to volunteer	Similar	75%	97	289	66
	Opportunities to participate in community matters	Similar	70%	85	293	71
	Openness and acceptance of the community toward people of diverse backgrounds	Similar	73%	30	317	90
Please indicate whether or not you have done each of the following in the last 12 months.	Contacted Montgomery County for help or information	Similar	45%	188	346	45
	Contacted Montgomery County elected officials to express your opinion	Similar	19%	98	287	66
	Attended a local public meeting	Similar	15%	227	286	20
	Watched a local public meeting	Similar	28%	92	265	65
	Volunteered your time to some group/activity	Similar	28%	199	291	31
	Campaigned or advocated for a local issue, cause, or candidate	Similar	16%	200	275	27
	Voted in your most recent local election	Similar	70%	104	126	18
	Used public transportation instead of driving	Much higher	51%	22	256	91
	Carpooled with other adults or children instead of driving alone	Similar	37%	195	281	30
	Walked or biked instead of driving	Similar	67%	71	284	75
Please rate the quality of each of the following services in Montgomery County.	Public information services	Similar	76%	88	311	71
	Economic development	Similar	64%	84	302	72
	Traffic enforcement	Similar	59%	250	371	32
	Traffic signal timing	Similar	57%	135	292	54

Please rate the quality of each of the following services in Montgomery County.

		% positive	Rank	Number of communities	Percentile
Street repair	Similar	48%	187	371	49
Street cleaning	Similar	69%	133	313	57
Street lighting	Similar	67%	143	353	59
Snow removal	Similar	75%	93	274	66
Sidewalk maintenance	Similar	68%	86	318	73
Bus or transit services	Higher	68%	46	267	83
Land use, planning and zoning	Similar	53%	94	314	70
Code enforcement	Similar	63%	69	371	81
Affordable high-speed internet access	Higher	65%	13	121	90
Garbage collection	Similar	88%	113	347	67
Drinking water	Similar	81%	91	313	71
Sewer services	Similar	88%	69	316	78
Storm water management	Higher	82%	43	339	87
Power (electric and/or gas) utility	Similar	81%	97	234	58
Utility billing	Similar	72%	140	268	48
Police/Sheriff services	Similar	76%	307	422	27
Crime prevention	Similar	64%	248	370	33
Animal control	Similar	74%	125	334	62
Ambulance or emergency medical services	Similar	90%	179	331	46

			% positive	Rank	Number of communities	Percentile
Please rate the quality of each of the following services in Montgomery County.	Fire services	Similar	94%	181	364	50
	Fire prevention and education	Similar	85%	119	303	61
	Emergency preparedness	Similar	68%	125	303	59
	Preservation of natural areas	Similar	70%	86	283	69
	Montgomery County open space	Similar	73%	73	273	73
	Recycling	Similar	80%	121	350	65
	Yard waste pick-up	Similar	84%	68	296	77
	County parks	Similar	88%	104	329	68
	Recreation programs or classes	Similar	84%	61	324	81
	Recreation centers or facilities	Similar	87%	56	297	81
	Health services	Similar	78%	74	264	72
	Public library services	Similar	91%	118	338	65
	Overall customer service by Montgomery County employees	Similar	78%	210	385	45
	Please rate the following categories of Montgomery County government performance.	The value of services for the taxes paid to Montgomery County	Similar	53%	202	392
The overall direction that Montgomery County is taking		Similar	57%	186	339	45
The job Montgomery County government does at welcoming resident involvement		Similar	61%	100	333	70
Overall confidence in Montgomery County government		Similar	63%	99	294	66
Generally acting in the best interest of the community		Similar	63%	117	297	60
Being honest		Similar	64%	110	288	62

			% positive	Rank	Number of communities	Percentile
Please rate the following categories of Montgomery County government performance.	Being open and transparent to the public	Similar	61%	50	126	61
	Informing residents about issues facing the community	Similar	63%	37	133	72
	Treating all residents fairly	Similar	66%	111	294	62
	Treating residents with respect	Similar	71%	64	124	49
Overall, how would you rate the quality of the services provided by each of the following?	Montgomery County	Similar	77%	150	388	61
	The Federal Government	Similar	55%	6	278	98
Please rate how important, if at all, you think it is for the Montgomery County community to focus on each of the following in the coming two years.	Overall economic health	Similar	89%	174	272	36
	Overall quality of the transportation system	Higher	83%	16	123	87
	Overall design or layout of residential and commercial areas	Similar	75%	176	272	35
	Overall quality of the utility infrastructure	Similar	86%	72	122	41
	Overall feeling of safety	Similar	90%	154	272	43
	Overall quality of natural environment	Similar	81%	123	272	54
	Overall quality of parks and recreation opportunities	Similar	73%	99	123	20
	Overall health and wellness opportunities	Similar	79%	87	272	68
	Overall opportunities for education, culture, and the arts	Similar	76%	123	272	54
	Residents' connection and engagement with their community	Lower	63%	260	272	4
In general, how many times do you:	Access the internet from your home	Similar	97%	37	123	70
	Access the internet from your cell phone	Similar	94%	51	123	59
	Visit social media sites	Similar	77%	95	122	22

In general, how many times do you:			% positive	Rank	Number of communities	Percentile
	Use or check email	Similar	98%	38	123	69
	Share your opinions online	Similar	26%	103	123	17
	Shop online	Similar	59%	45	123	64
	Please rate your overall health.	Similar	73%	56	278	80
	What impact, if any, do you think the economy will have on your family income in the next 6 months? Do you think the impact will be:	Similar	25%	201	281	28

Custom benchmark tables

This table contains the comparisons of Montgomery County’s results to those from other communities selected by County staff as having characteristics similar to those of Montgomery County. The first column shows the comparison of Montgomery County’s rating to the benchmark. Montgomery County’s results are noted as being “higher”, “lower” or “similar” to the benchmark, meaning that the average rating given by Montgomery County residents is statistically similar to or different than the benchmark. The second column is Montgomery County’s “percent positive.” Most commonly, the percent positive is the combination of the top two most positive response options (i.e., excellent/good). The third column is the rank assigned to Montgomery County’s rating among communities where a similar question was asked. The fourth column is the number of communities that asked a similar question. The fifth column shows the percentile for Montgomery County’s result -- that is what percent of surveyed communities had a lower rating than Montgomery County.

			% positive	Rank	Number of communities	Percentile
Please rate each of the following aspects of quality of life in Montgomery County.	Montgomery County as a place to live	Similar	90%	55	96	43
	Your neighborhood as a place to live	Similar	90%	47	83	44
	Montgomery County as a place to raise children	Similar	88%	57	101	44
	Montgomery County as a place to work	Similar	84%	22	96	78
	Montgomery County as a place to visit	Similar	72%	38	81	54
	Montgomery County as a place to retire	Lower	45%	84	101	17
	The overall quality of life	Similar	86%	63	110	43
	Sense of community	Similar	62%	59	87	33
Please rate each of the following characteristics as they relate to Montgomery County as a whole.	Overall economic health	Similar	75%	38	79	53
	Overall quality of the transportation system	Similar	64%	13	39	69
	Overall design or layout of residential and commercial areas	Similar	67%	34	75	56
	Overall quality of the utility infrastructure	Similar	81%	14	39	66
	Overall feeling of safety	Similar	77%	72	95	25
	Overall quality of natural environment	Similar	80%	50	78	37
	Overall quality of parks and recreation opportunities	Similar	85%	19	39	53
	Overall health and wellness opportunities	Similar	81%	35	77	55
	Overall opportunities for education, culture, and the arts	Similar	81%	19	76	76

			% positive	Rank	Number of communities	Percentile
Please rate each of the following characteristics as they relate to Montgomery County as a whole.	Residents' connection and engagement with their community	Similar	62%	19	39	53
	Please indicate how likely or unlikely you are to do each of the following.	Recommend living in Montgomery County to someone who asks	Similar	89%	52	81
	Remain in Montgomery County for the next five years	Similar	86%	41	78	48
Please rate how safe or unsafe you feel:	In your neighborhood during the day	Similar	94%	62	93	33
	In Montgomery County's downtown/commercial area during the day	Similar	87%	64	84	25
	From property crime	Similar	76%	34	44	25
	From violent crime	Similar	81%	32	44	26
	From fire, flood, or other natural disaster	Similar	92%	12	38	71
Please rate the job you feel the Montgomery County community does at each of the following.	Making all residents feel welcome	Similar	74%	23	40	45
	Attracting people from diverse backgrounds	Higher	82%	2	40	97
	Valuing/respecting residents from diverse backgrounds	Similar	76%	3	40	95
	Taking care of vulnerable residents	Similar	65%	18	39	56
Please rate each of the following in the Montgomery County community.	Overall quality of business and service establishments	Similar	86%	18	79	78
	Variety of business and service establishments	Higher	84%	6	39	87
	Vibrancy of downtown/commercial area	Higher	76%	13	71	83
	Employment opportunities	Higher	73%	8	88	92
	Shopping opportunities	Higher	85%	11	85	88
	Cost of living	Lower	21%	61	75	20
	Overall image or reputation	Similar	82%	42	94	56
Please also rate each of the following in the Montgomery County community.	Traffic flow on major streets	Similar	38%	55	88	38
	Ease of public parking	Similar	49%	46	70	35
	Ease of travel by car	Similar	62%	50	85	42
	Ease of travel by public transportation	Higher	51%	14	64	79
	Ease of travel by bicycle	Similar	47%	51	84	40

Please also rate each of the following in the Montgomery County community.

		% positive	Rank	Number of communities	Percentile
Ease of walking	Similar	60%	58	86	33
Well-planned residential growth	Similar	50%	24	41	43
Well-planned commercial growth	Similar	55%	16	41	63
Well-designed neighborhoods	Similar	62%	27	41	36
Preservation of the historical or cultural character of the community	Similar	65%	16	39	61
Public places where people want to spend time	Similar	69%	38	73	49
Variety of housing options	Similar	54%	36	81	56
Availability of affordable quality housing	Similar	24%	59	85	31
Overall quality of new development	Similar	56%	42	81	49
Overall appearance	Similar	78%	55	91	40
Cleanliness	Similar	77%	57	80	30
Water resources	Similar	66%	14	35	62
Air quality	Similar	80%	49	72	33
Availability of paths and walking trails	Similar	80%	33	87	63
Fitness opportunities	Similar	78%	37	75	52
Recreational opportunities	Similar	80%	32	82	62
Availability of affordable quality food	Similar	65%	44	68	36
Availability of affordable quality health care	Similar	65%	46	73	38
Availability of preventive health services	Similar	72%	32	67	53
Availability of affordable quality mental health care	Similar	52%	32	67	53
Opportunities to attend cultural/arts/music activities	Higher	75%	21	83	75
Community support for the arts	Higher	77%	6	39	87
Availability of affordable quality childcare/preschool	Similar	51%	41	71	43
K-12 education	Similar	81%	41	78	48

			% positive	Rank	Number of communities	Percentile
Please also rate each of the following in the Montgomery County community.	Adult educational opportunities	Higher	77%	13	73	83
	Sense of civic/community pride	Similar	69%	22	39	46
	Neighborliness of residents	Similar	64%	50	72	31
	Opportunities to participate in social events and activities	Similar	69%	31	76	60
	Opportunities to attend special events and festivals	Similar	72%	41	77	48
	Opportunities to volunteer	Similar	75%	24	73	68
	Opportunities to participate in community matters	Similar	70%	26	77	67
	Openness and acceptance of the community toward people of diverse backgrounds	Similar	73%	14	87	85
Please indicate whether or not you have done each of the following in the last 12 months.	Contacted Montgomery County for help or information	Similar	45%	54	94	43
	Contacted Montgomery County elected officials to express your opinion	Similar	19%	25	73	67
	Attended a local public meeting	Similar	15%	65	73	12
	Watched a local public meeting	Similar	28%	22	69	69
	Volunteered your time to some group/activity	Similar	28%	47	75	38
	Campaigned or advocated for a local issue, cause, or candidate	Similar	16%	45	69	36
	Voted in your most recent local election	Similar	70%	37	39	7
	Used public transportation instead of driving	Much higher	51%	10	62	85
	Carpooled with other adults or children instead of driving alone	Similar	37%	43	73	42
	Walked or biked instead of driving	Similar	67%	21	73	72
Please rate the quality of each of the following services in Montgomery County.	Public information services	Similar	76%	28	81	66
	Economic development	Similar	64%	32	81	61
	Traffic enforcement	Similar	59%	66	91	28
	Traffic signal timing	Similar	57%	42	76	46
	Street repair	Similar	48%	64	93	32
	Street cleaning	Similar	69%	50	84	41

Please rate the quality of each of the following services in Montgomery County.

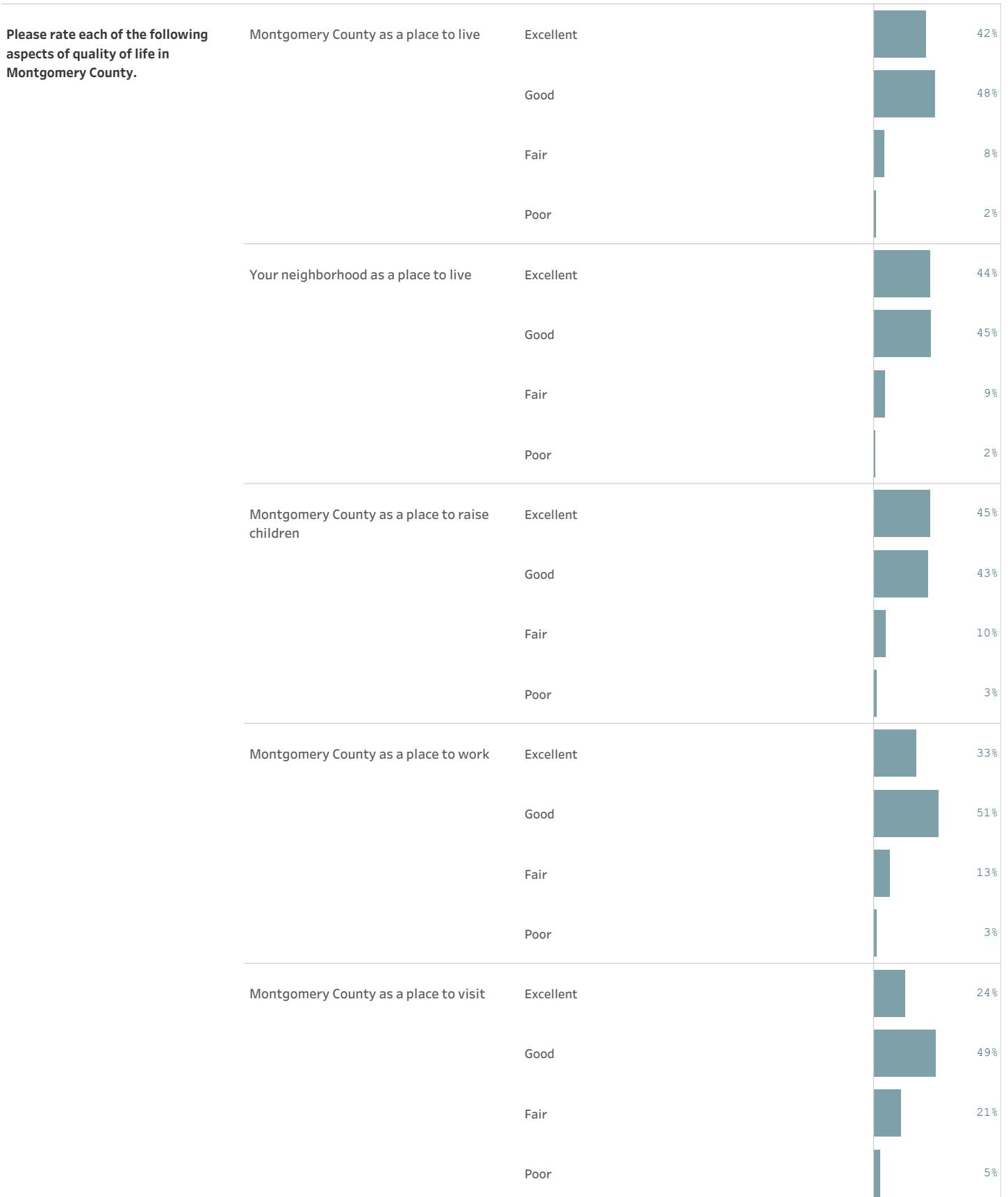
		% positive	Rank	Number of communities	Percentile
Street lighting	Similar	67%	47	92	50
Snow removal	Similar	75%	32	71	56
Sidewalk maintenance	Similar	68%	33	84	61
Bus or transit services	Higher	68%	13	66	81
Land use, planning and zoning	Similar	53%	32	82	62
Code enforcement	Similar	63%	32	96	67
Affordable high-speed internet access	Similar	65%	6	38	86
Garbage collection	Similar	88%	31	88	65
Drinking water	Similar	81%	29	79	64
Sewer services	Similar	88%	28	77	64
Storm water management	Similar	82%	17	86	81
Power (electric and/or gas) utility	Similar	81%	29	59	52
Utility billing	Similar	72%	43	65	35
Police/Sheriff services	Similar	76%	88	108	19
Crime prevention	Similar	64%	68	91	26
Animal control	Similar	74%	42	83	50
Ambulance or emergency medical services	Similar	90%	50	84	41
Fire services	Similar	94%	52	90	43
Fire prevention and education	Similar	85%	38	73	49
Emergency preparedness	Similar	68%	37	81	55
Preservation of natural areas	Similar	70%	25	73	67
Montgomery County open space	Similar	73%	25	69	65
Recycling	Similar	80%	38	93	60
Yard waste pick-up	Similar	84%	24	77	70

			% positive	Rank	Number of communities	Percentile
Please rate the quality of each of the following services in Montgomery County.	County parks	Similar	88%	31	86	65
	Recreation programs or classes	Similar	84%	26	80	68
	Recreation centers or facilities	Similar	87%	24	76	69
	Health services	Similar	78%	28	70	61
	Public library services	Similar	91%	37	91	60
	Overall customer service by Montgomery County employees	Similar	78%	66	101	35
Please rate the following categories of Montgomery County government performance.	The value of services for the taxes paid to Montgomery County	Similar	53%	59	100	42
	The overall direction that Montgomery County is taking	Similar	57%	58	91	37
	The job Montgomery County government does at welcoming resident involvement	Similar	61%	34	88	62
	Overall confidence in Montgomery County government	Similar	63%	35	77	55
	Generally acting in the best interest of the community	Similar	63%	38	78	52
	Being honest	Similar	64%	39	77	50
	Being open and transparent to the public	Similar	61%	22	39	46
	Informing residents about issues facing the community	Similar	63%	16	39	61
	Treating all residents fairly	Similar	66%	41	77	48
	Treating residents with respect	Similar	71%	27	39	33
Overall, how would you rate the quality of the services provided by each of the following?	Montgomery County	Similar	77%	52	104	50
	The Federal Government	Similar	55%	4	72	95
Please rate how important, if at all, you think it is for the Montgomery County community to focus on each of the following in the coming two years.	Overall economic health	Similar	89%	45	71	37
	Overall quality of the transportation system	Similar	83%	6	39	87
	Overall design or layout of residential and commercial areas	Similar	75%	56	71	21
	Overall quality of the utility infrastructure	Similar	86%	25	38	36
	Overall feeling of safety	Similar	90%	48	71	32
	Overall quality of natural environment	Similar	81%	37	71	48

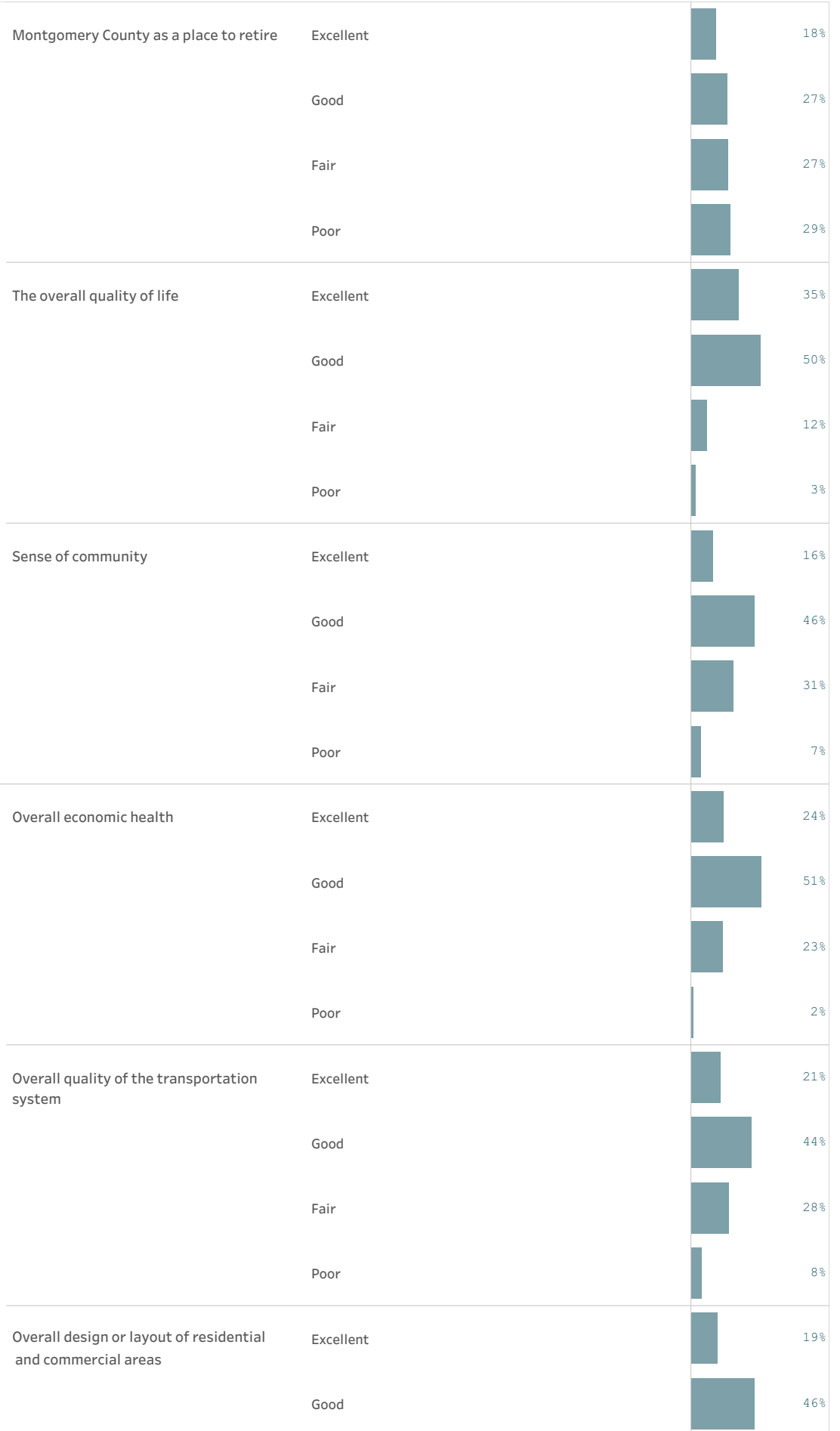
			% positive	Rank	Number of communities	Percentile
Please rate how important, if at all, you think it is for the Montgomery County community to focus on each of the following in the coming two years.	Overall quality of parks and recreation opportunities	Similar	73%	34	39	15
	Overall health and wellness opportunities	Similar	79%	10	71	87
	Overall opportunities for education, culture, and the arts	Similar	76%	28	71	61
	Residents' connection and engagement with their community	Similar	63%	66	71	7
In general, how many times do you:	Access the internet from your home	Similar	97%	20	39	51
	Access the internet from your cell phone	Similar	94%	22	39	46
	Visit social media sites	Similar	77%	34	38	13
	Use or check email	Similar	98%	20	39	51
	Share your opinions online	Similar	26%	33	39	17
	Shop online	Similar	59%	23	39	43
	Please rate your overall health.	Similar	73%	19	71	74
	What impact, if any, do you think the economy will have on your family income in the next 6 months? Do you think the impact will be:	Similar	25%	54	74	28

Complete set of frequencies

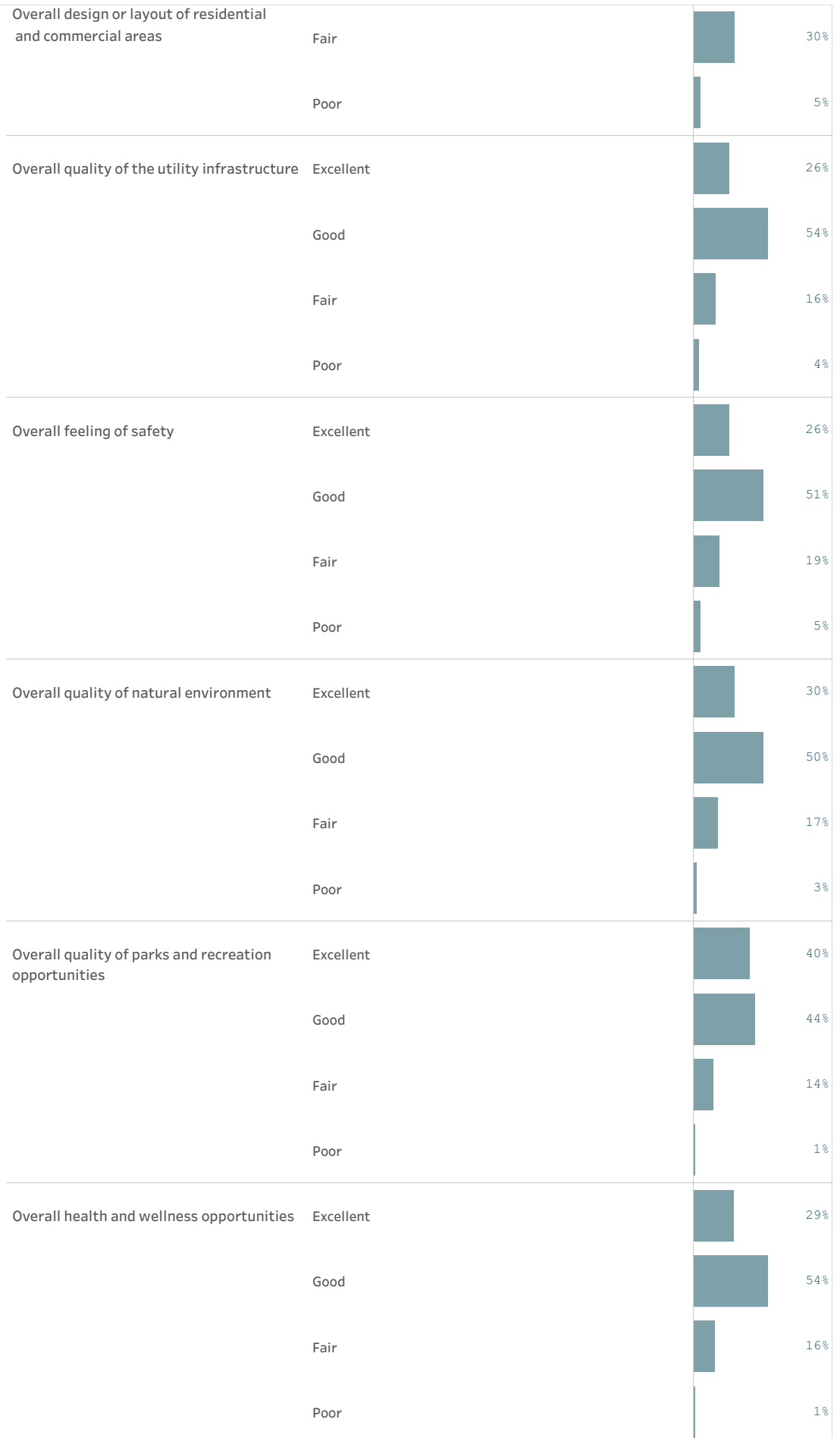
This dashboard contains a complete set of responses to each question on the survey. By default, "Don't know" responses are excluded. When a table for a question that only permitted a single response does not total to exactly 100%, it is due to the common practice of percentages being rounded to the nearest whole number.

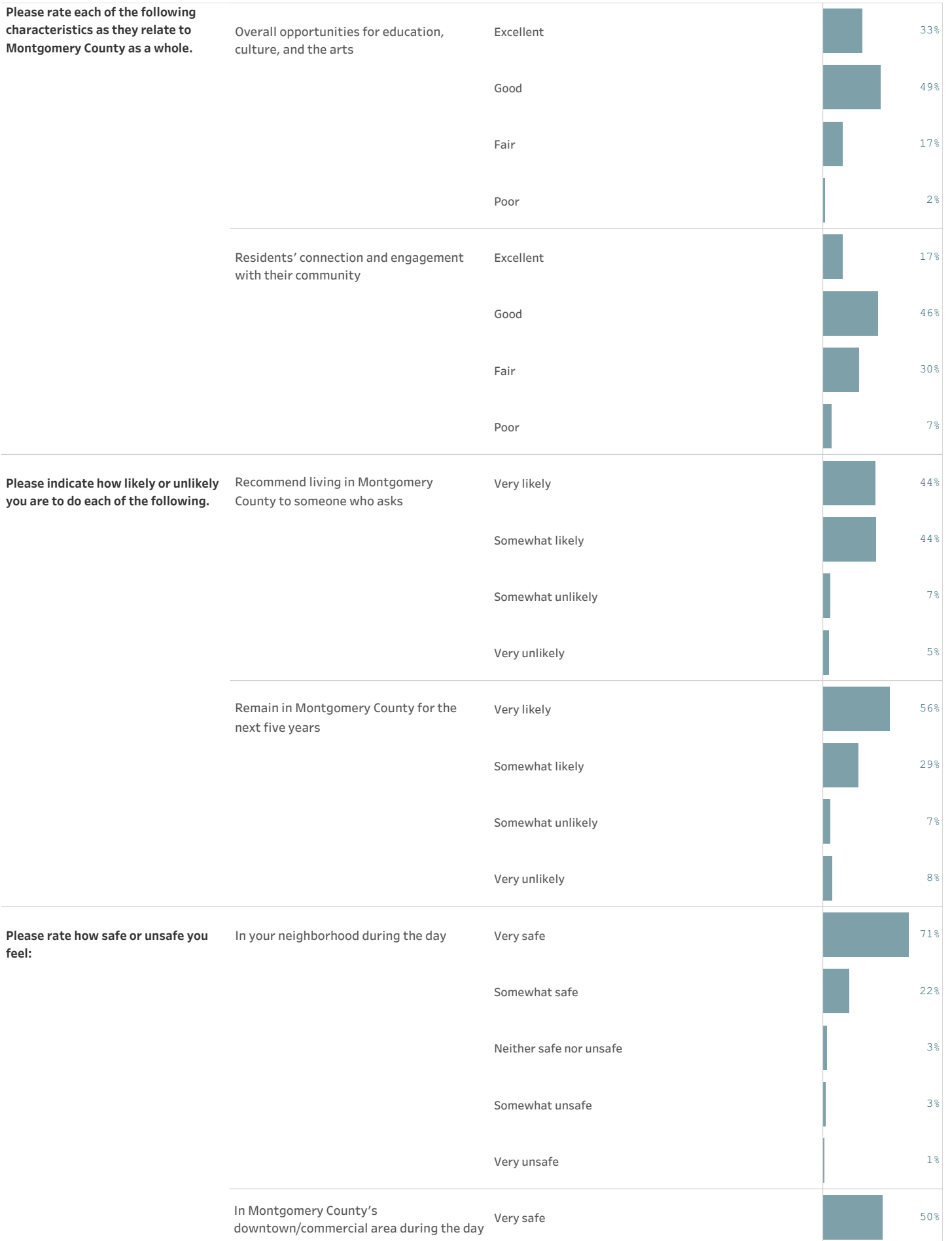


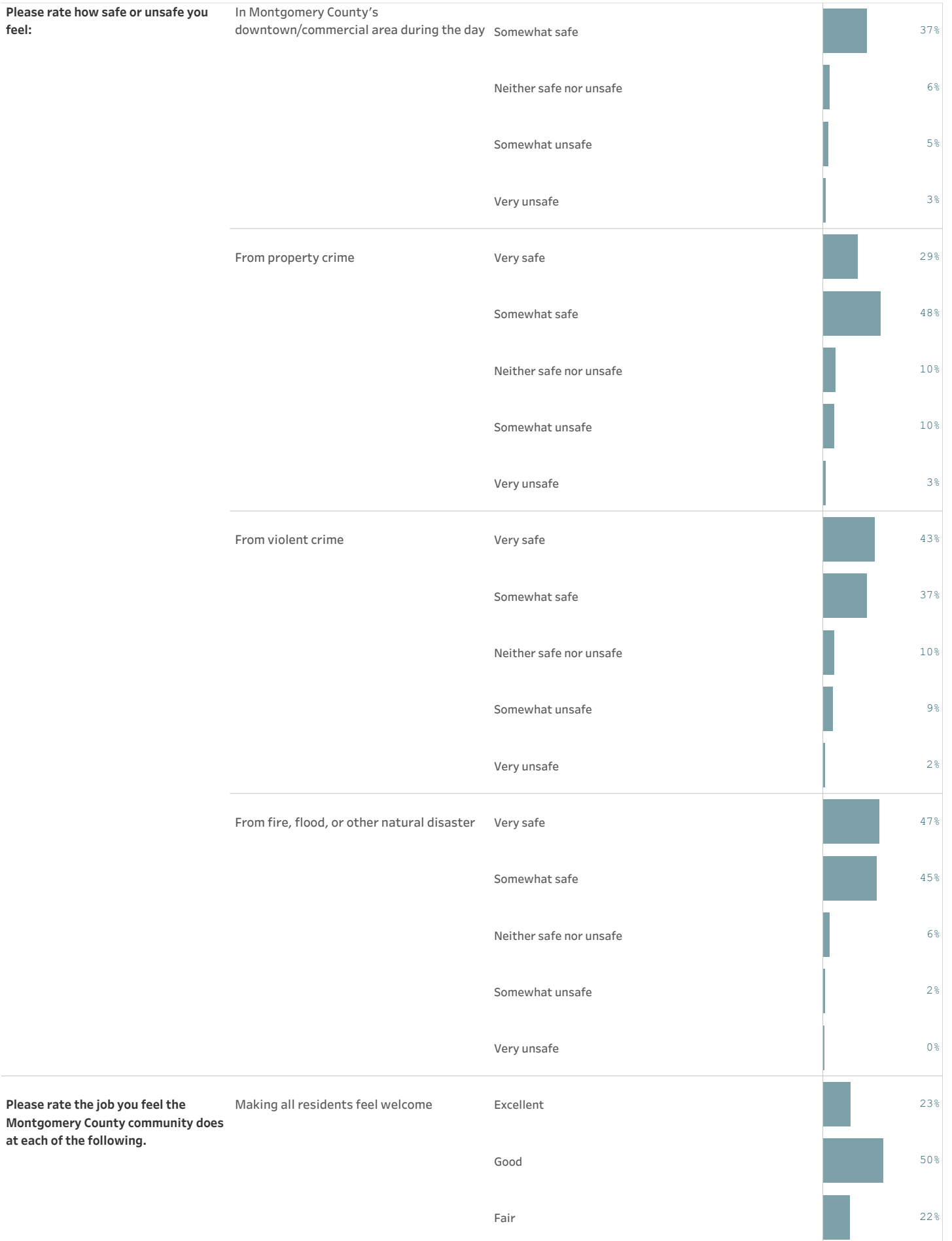
Please rate each of the following aspects of quality of life in Montgomery County.



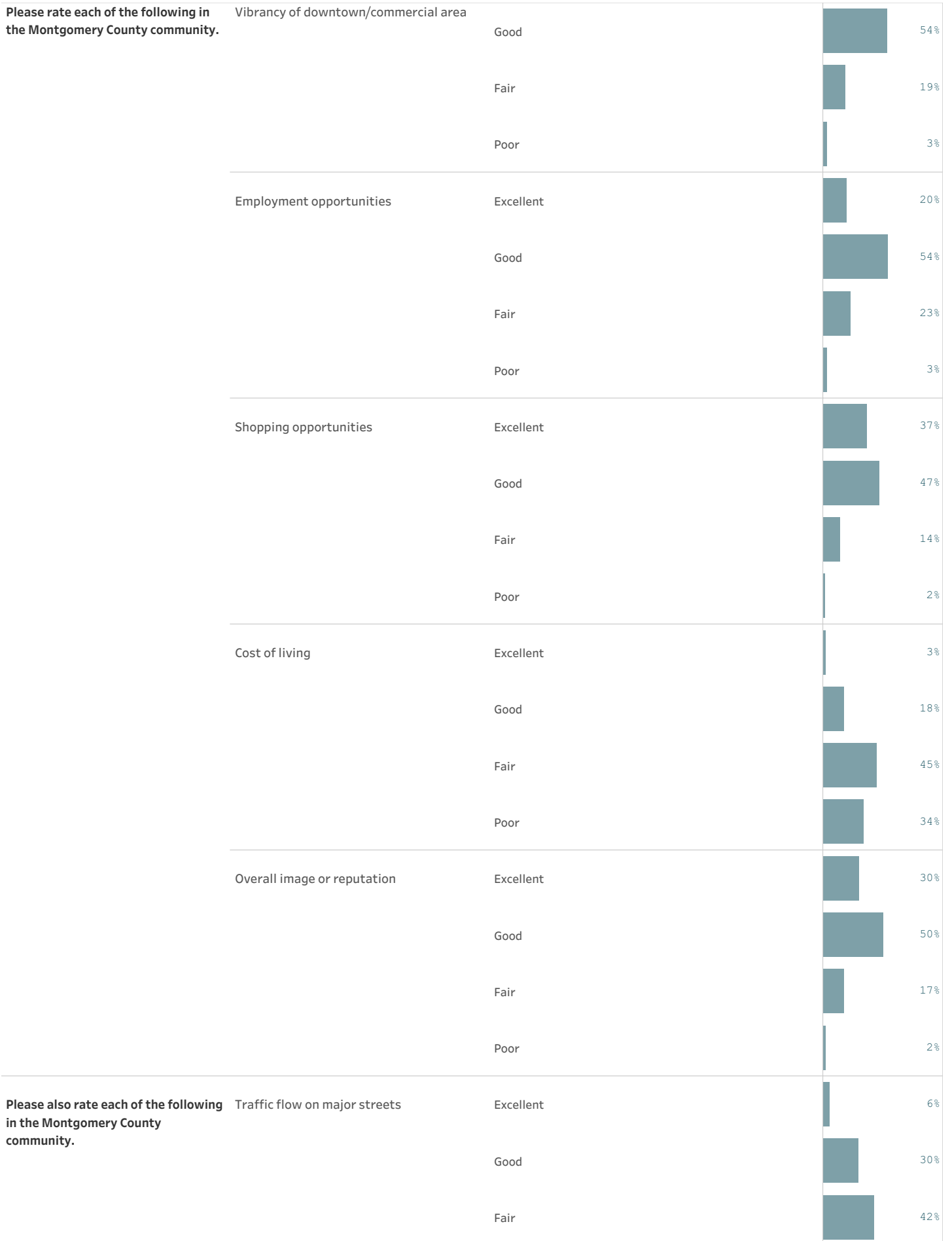
Please rate each of the following characteristics as they relate to Montgomery County as a whole.



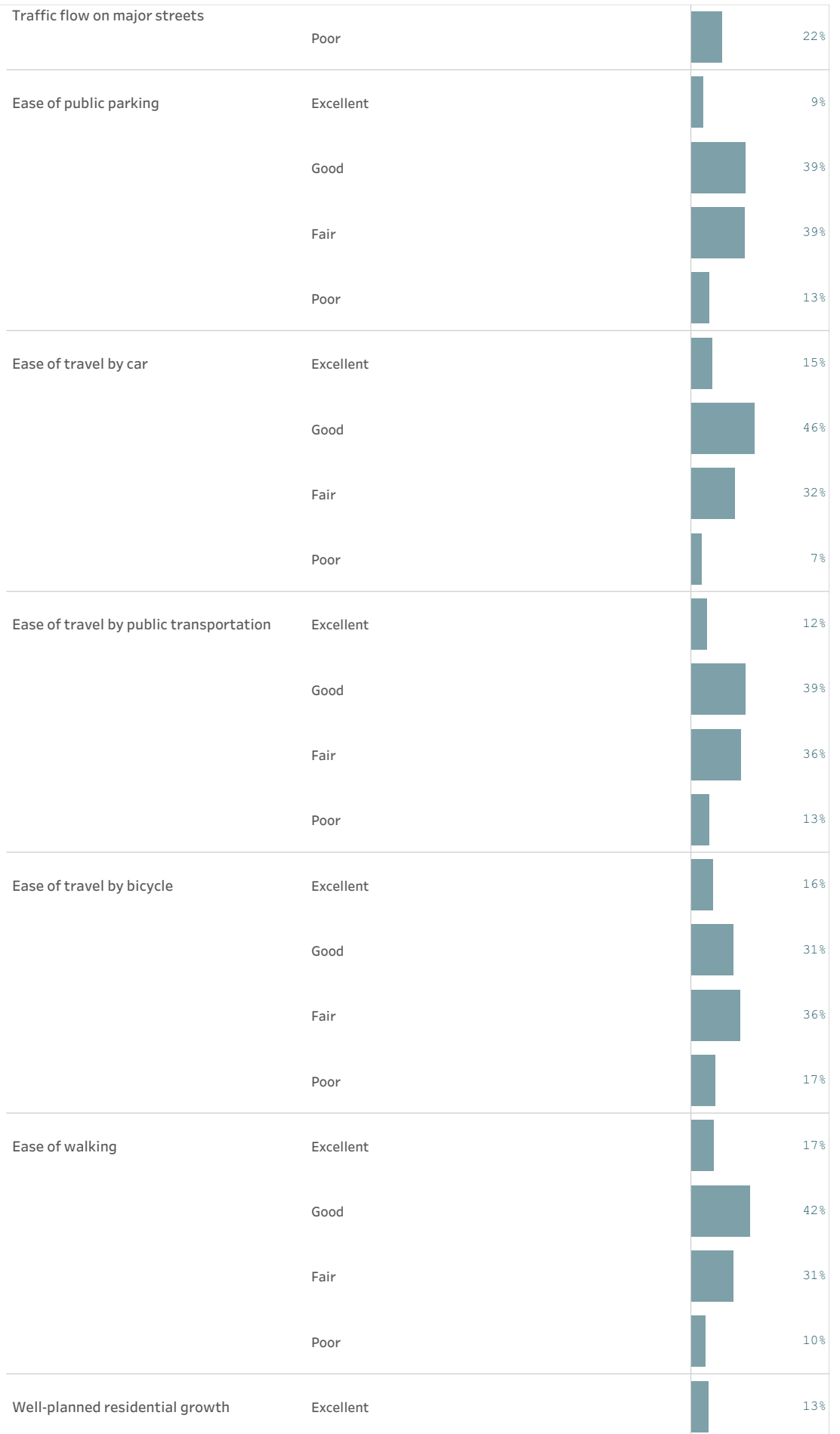




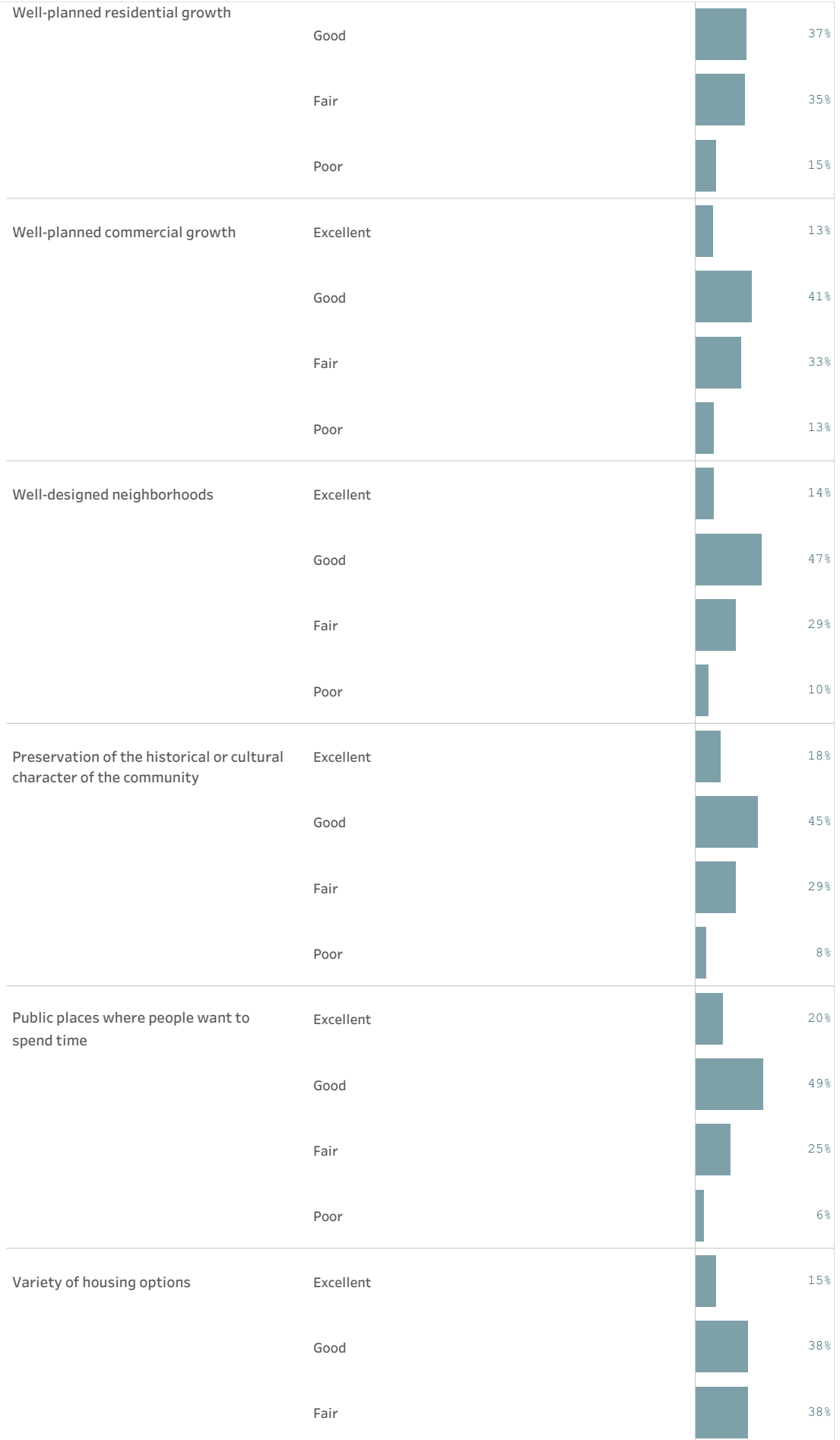
Please rate the job you feel the Montgomery County community does at each of the following.			
Making all residents feel welcome	Poor		4%
	Excellent		41%
	Good		41%
	Fair		17%
Attracting people from diverse backgrounds	Poor		2%
	Excellent		37%
	Good		39%
	Fair		21%
Valuing/respecting residents from diverse backgrounds	Poor		4%
	Excellent		19%
	Good		46%
	Fair		28%
Taking care of vulnerable residents	Poor		8%
	Excellent		30%
	Good		56%
	Fair		13%
Overall quality of business and service establishments	Poor		1%
	Excellent		31%
	Good		54%
	Fair		12%
Variety of business and service establishments	Poor		3%
	Excellent		25%
	Good		54%
	Fair		12%
Vibrancy of downtown/commercial area	Poor		3%
	Excellent		25%
	Good		54%
	Fair		12%



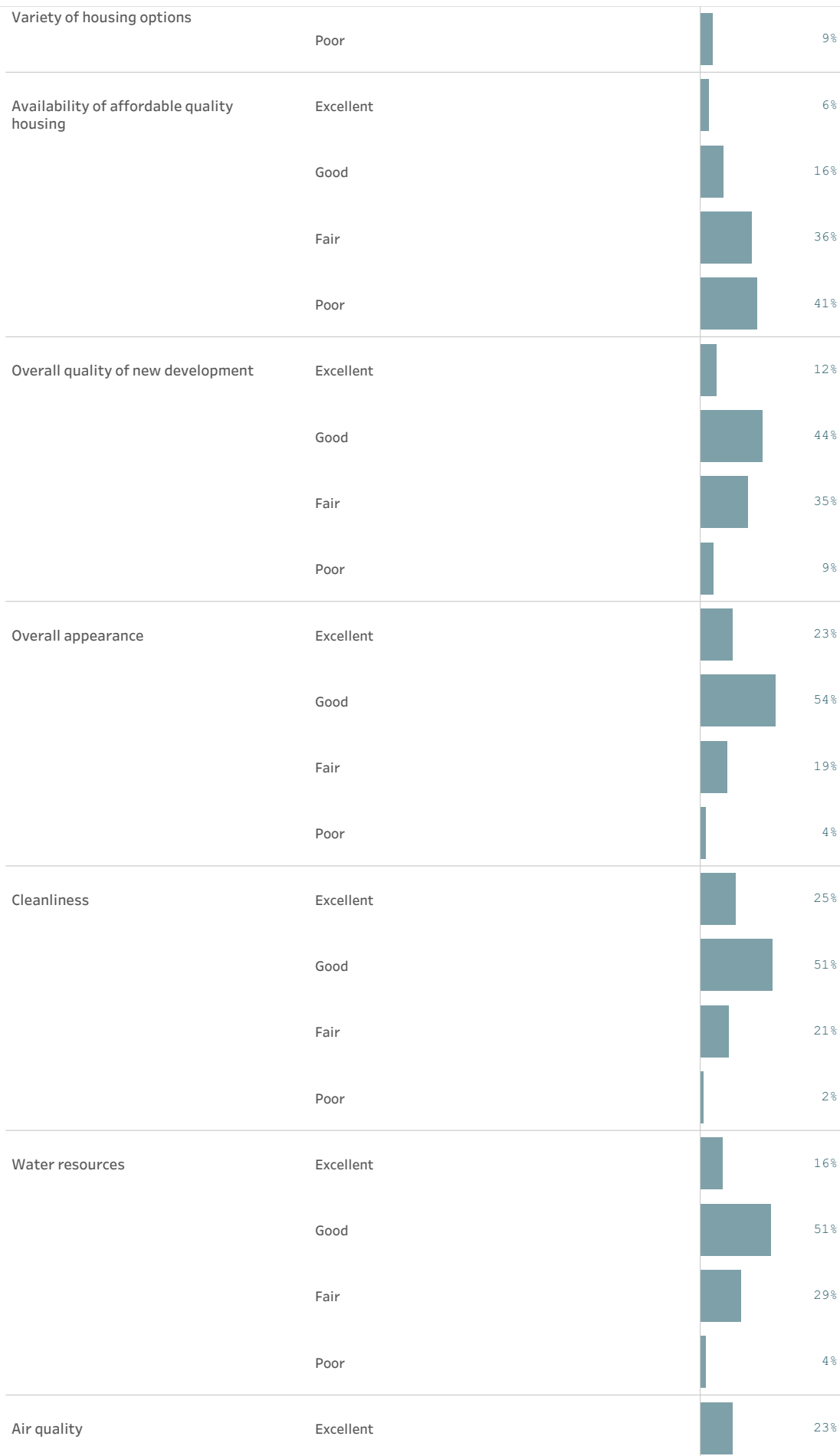
Please also rate each of the following in the Montgomery County community.



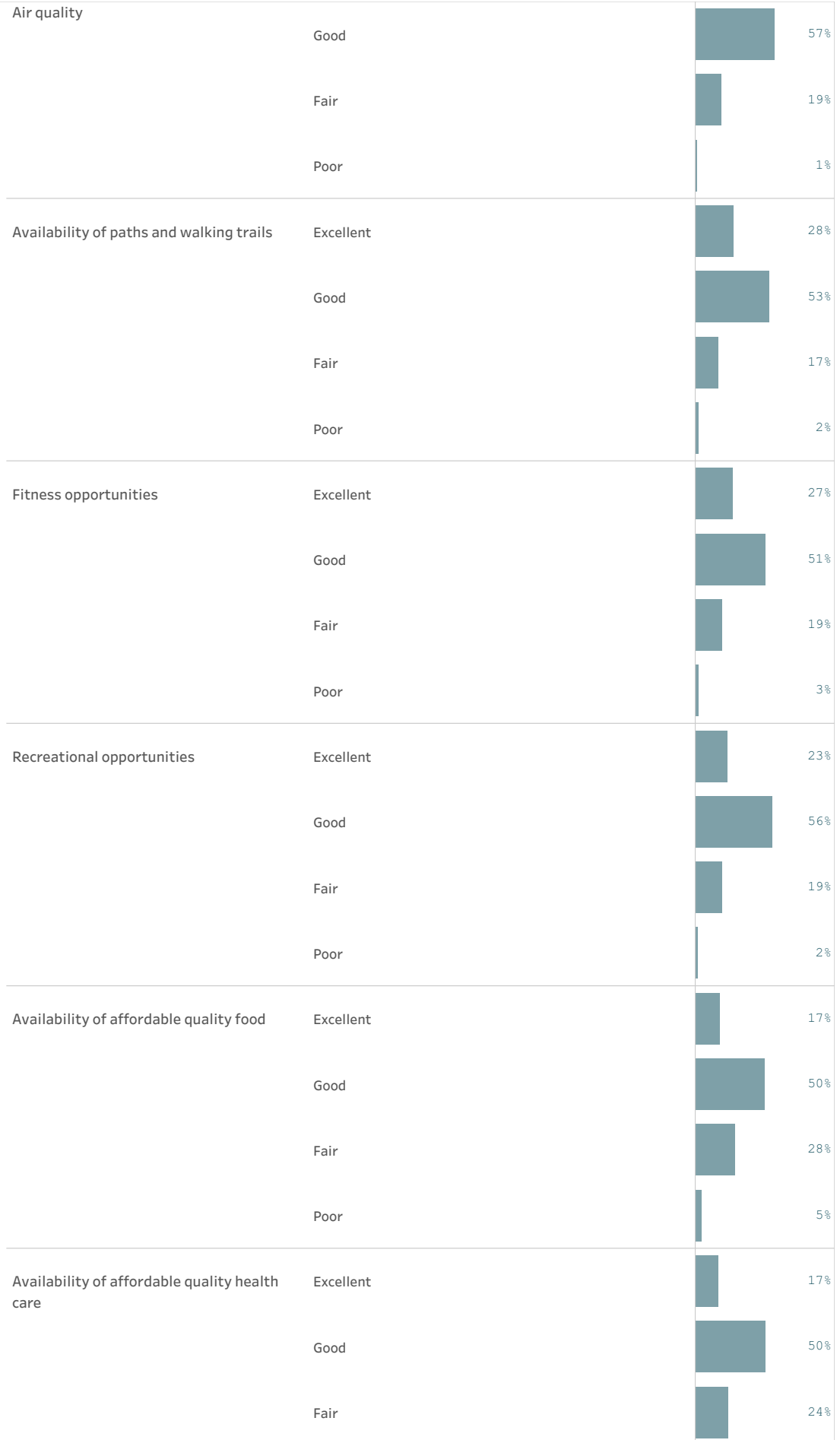
Please also rate each of the following in the Montgomery County community.



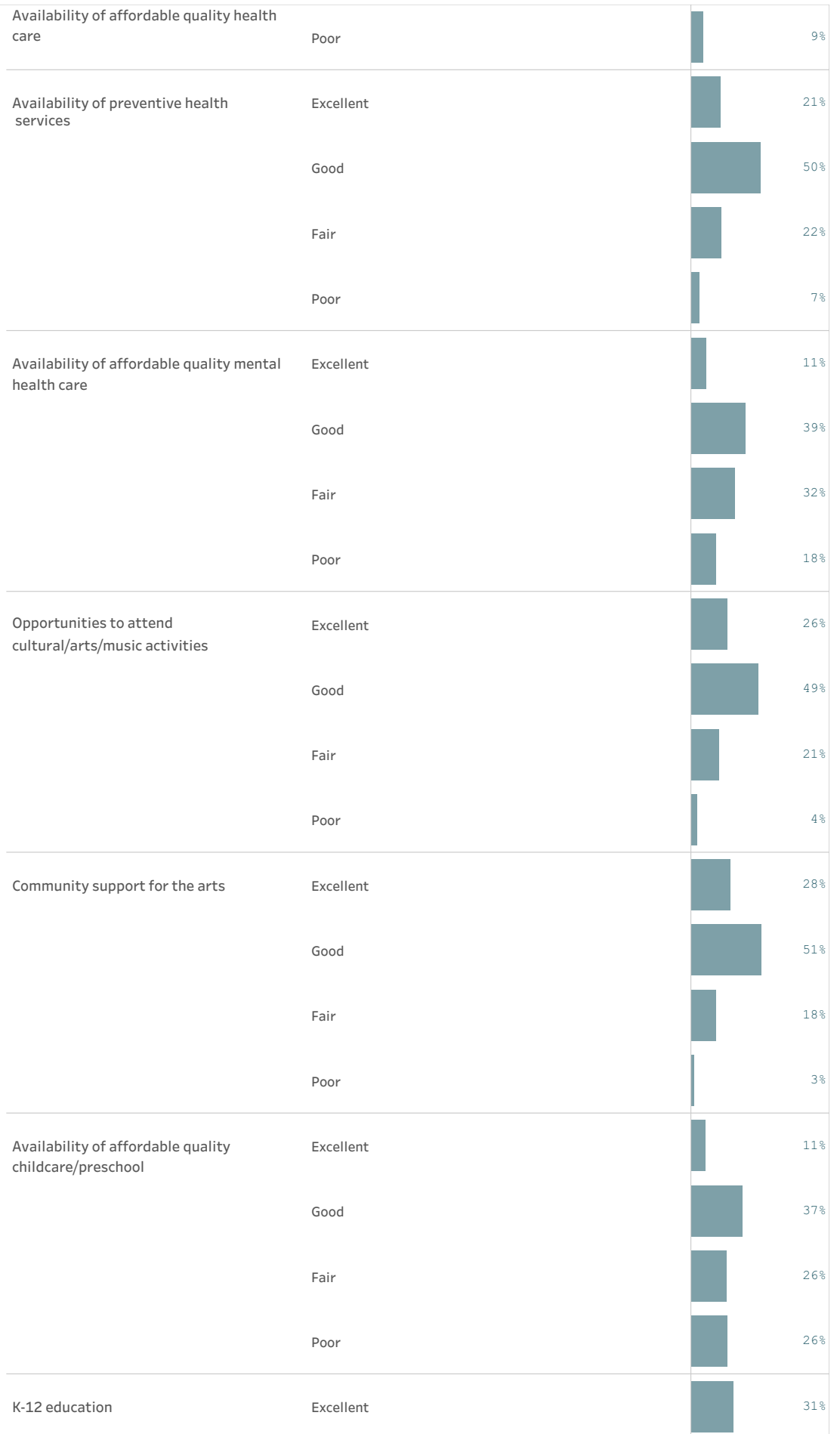
Please also rate each of the following in the Montgomery County community.



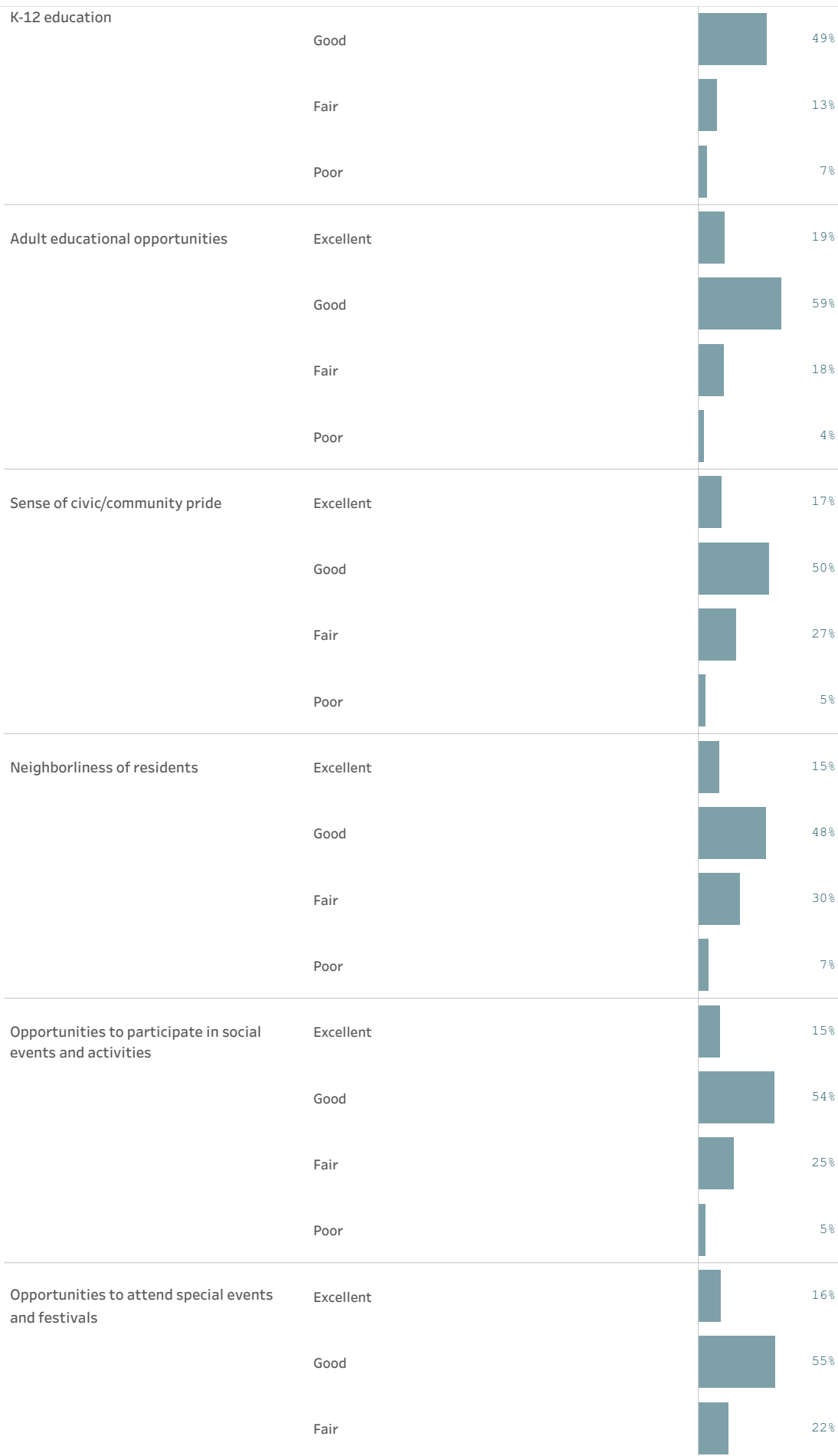
Please also rate each of the following in the Montgomery County community.



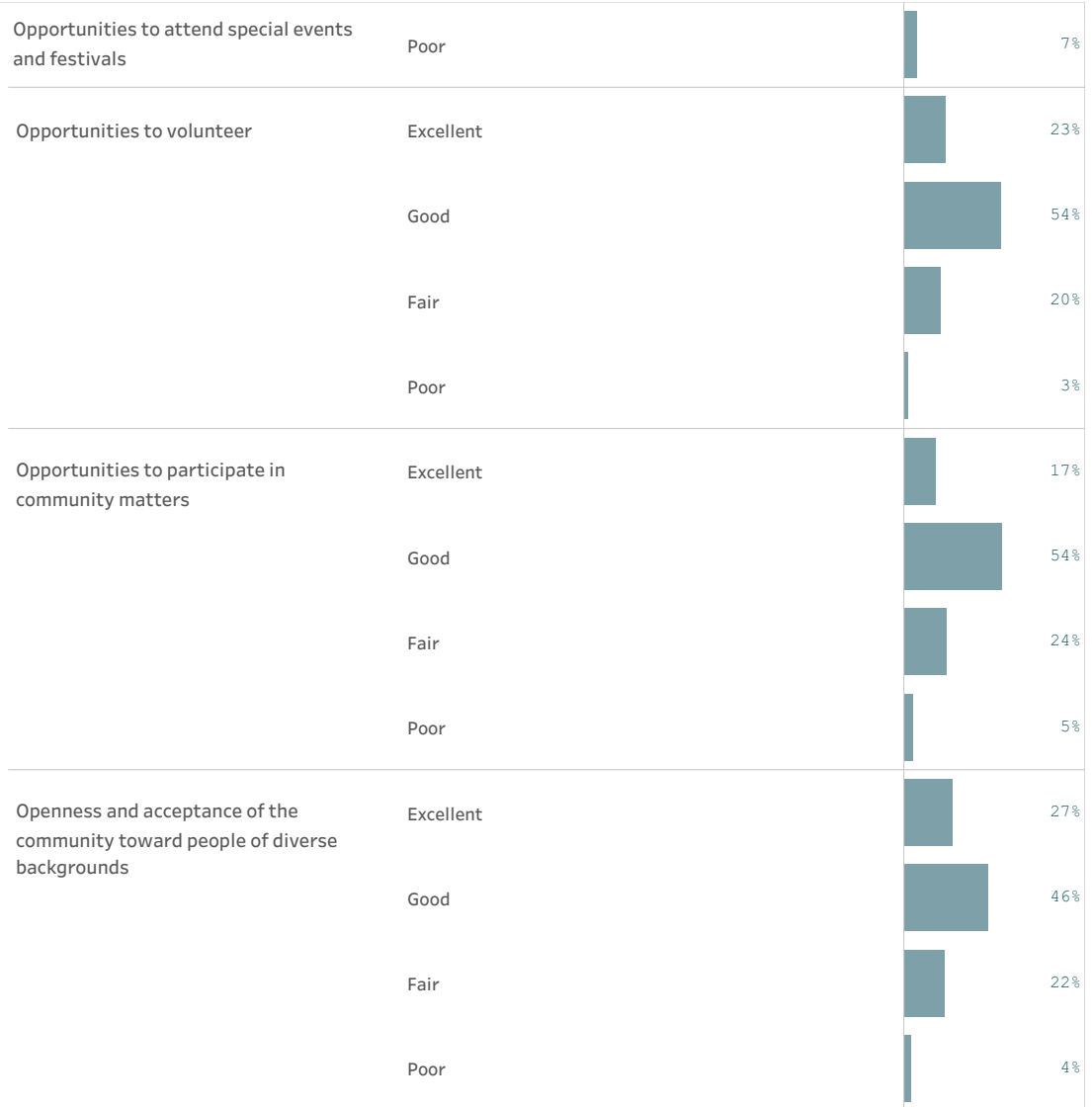
Please also rate each of the following in the Montgomery County community.



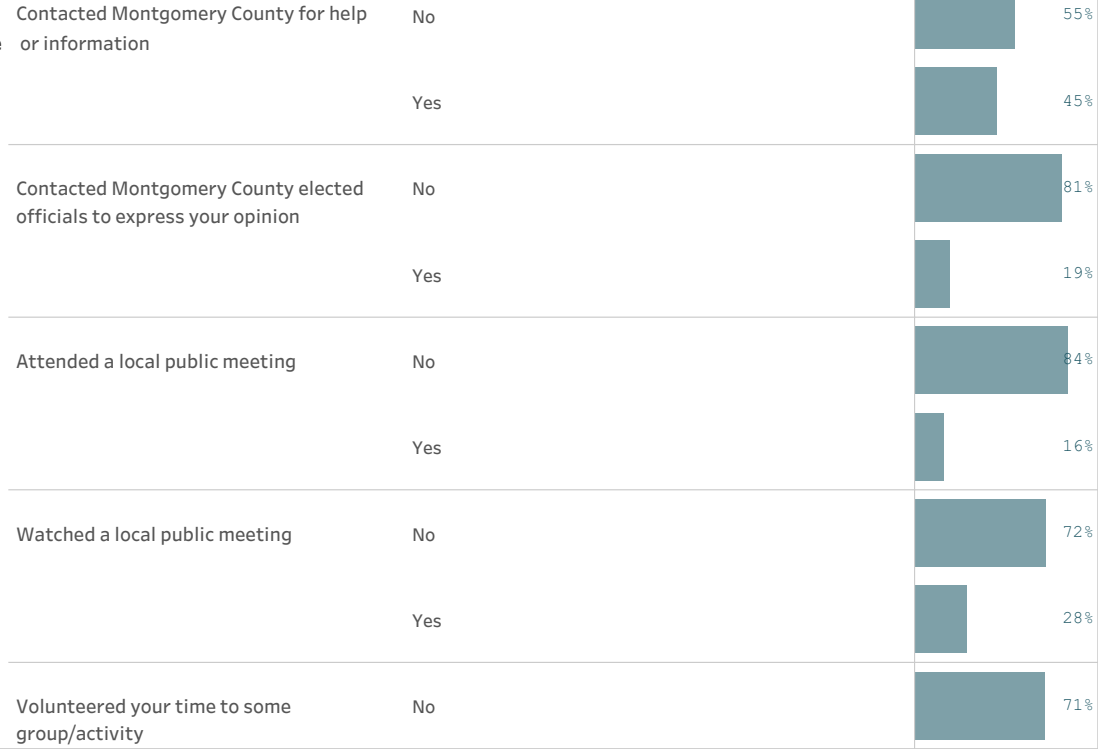
Please also rate each of the following in the Montgomery County community.
























Please also rate each of the following in the Montgomery County community.

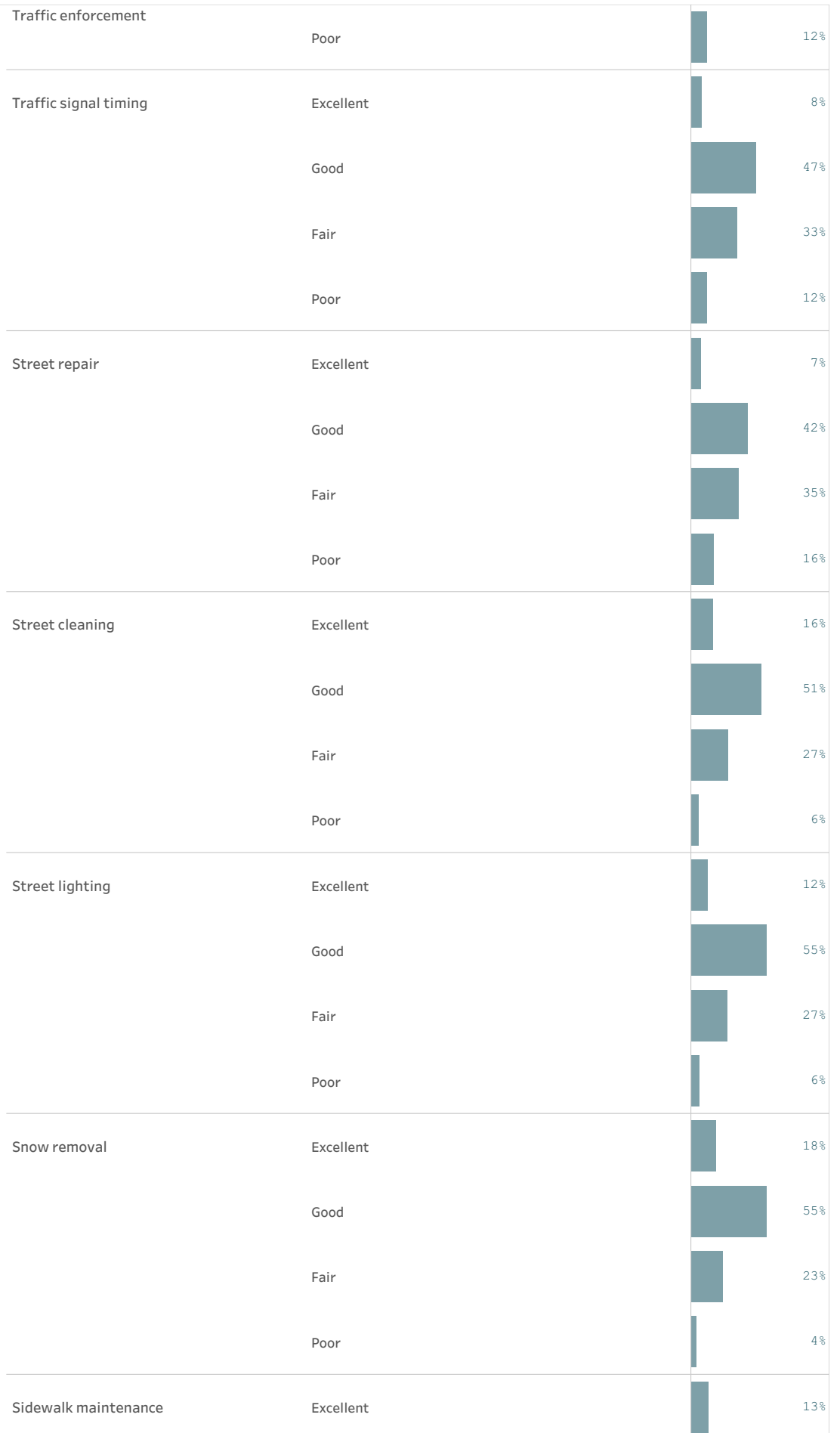


Please indicate whether or not you have done each of the following in the last 12 months.

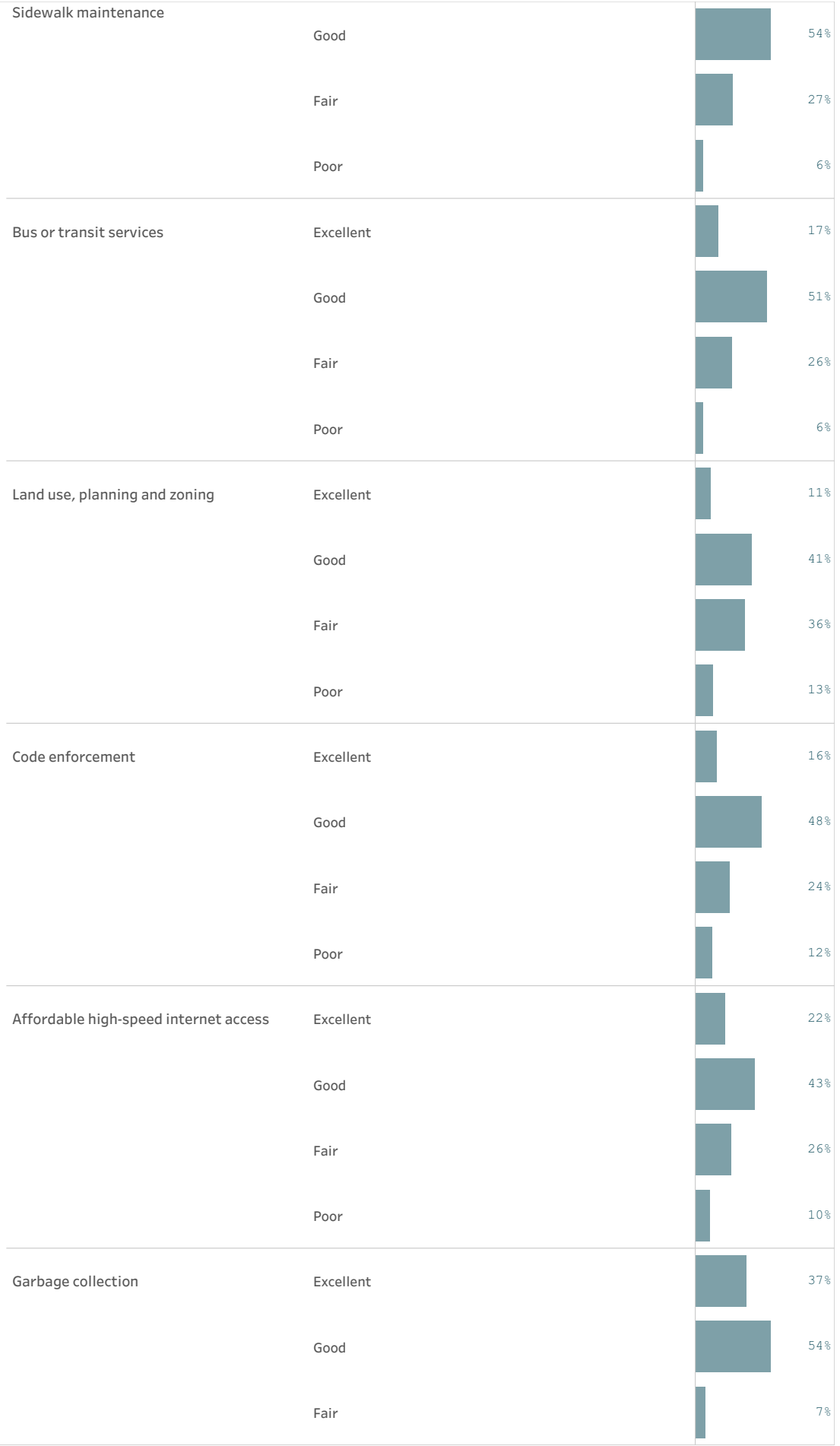


Please indicate whether or not you have done each of the following in the last 12 months.	Volunteered your time to some group/activity	Yes		29%
	Campaigned or advocated for a local issue, cause, or candidate	No		83%
		Yes		17%
	Voted in your most recent local election	No		28%
		Yes		72%
	Used public transportation instead of driving	No		49%
		Yes		51%
	Carpooled with other adults or children instead of driving alone	No		64%
		Yes		36%
	Walked or biked instead of driving	No		34%
		Yes		66%
	Please rate the quality of each of the following services in Montgomery County.	Public information services	Excellent	
Good				59%
Fair				20%
Poor				2%
Economic development		Excellent		15%
		Good		52%
		Fair		28%
		Poor		6%
Traffic enforcement		Excellent		10%
		Good		48%
		Fair		29%

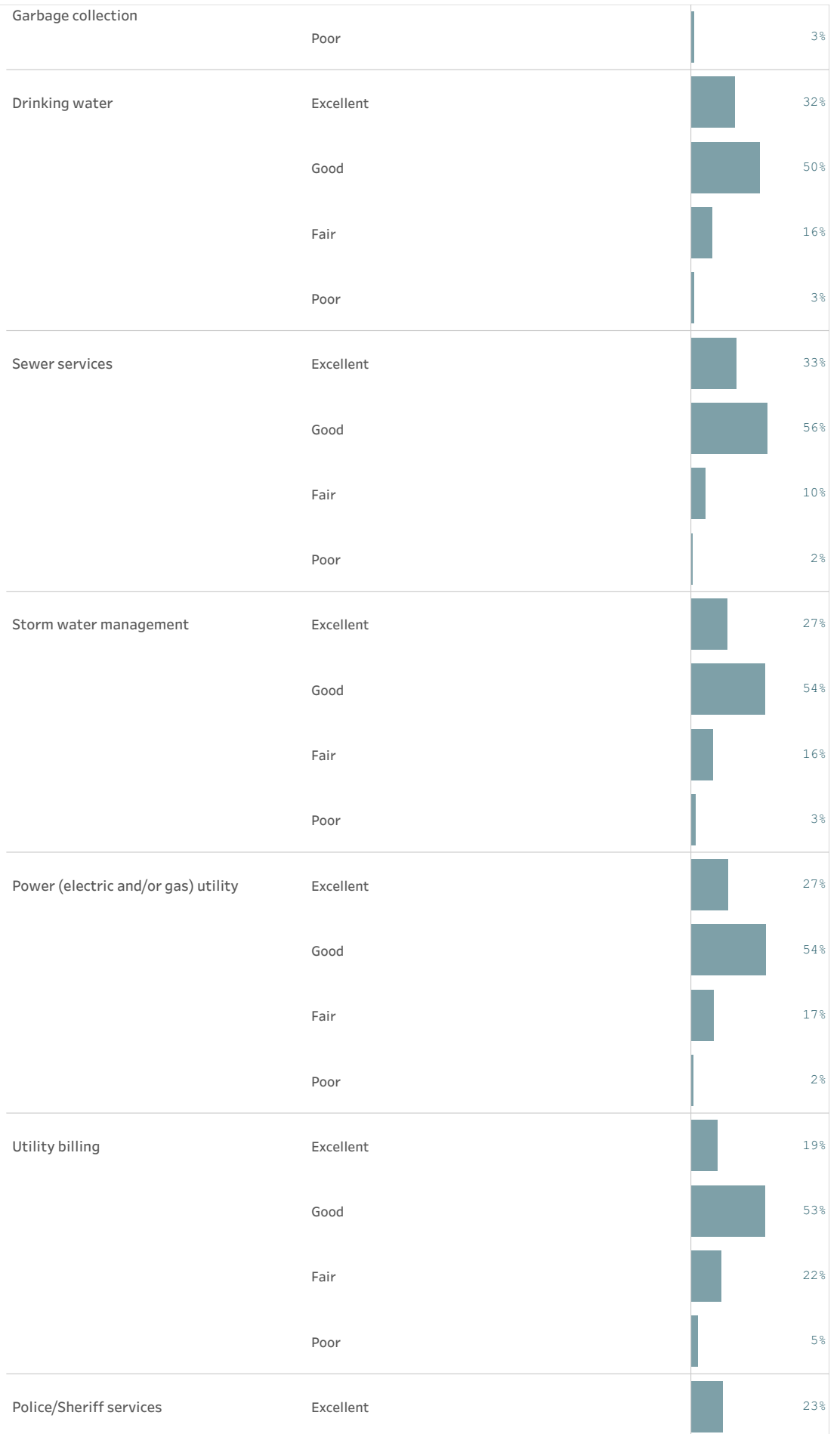
Please rate the quality of each of the following services in Montgomery County.



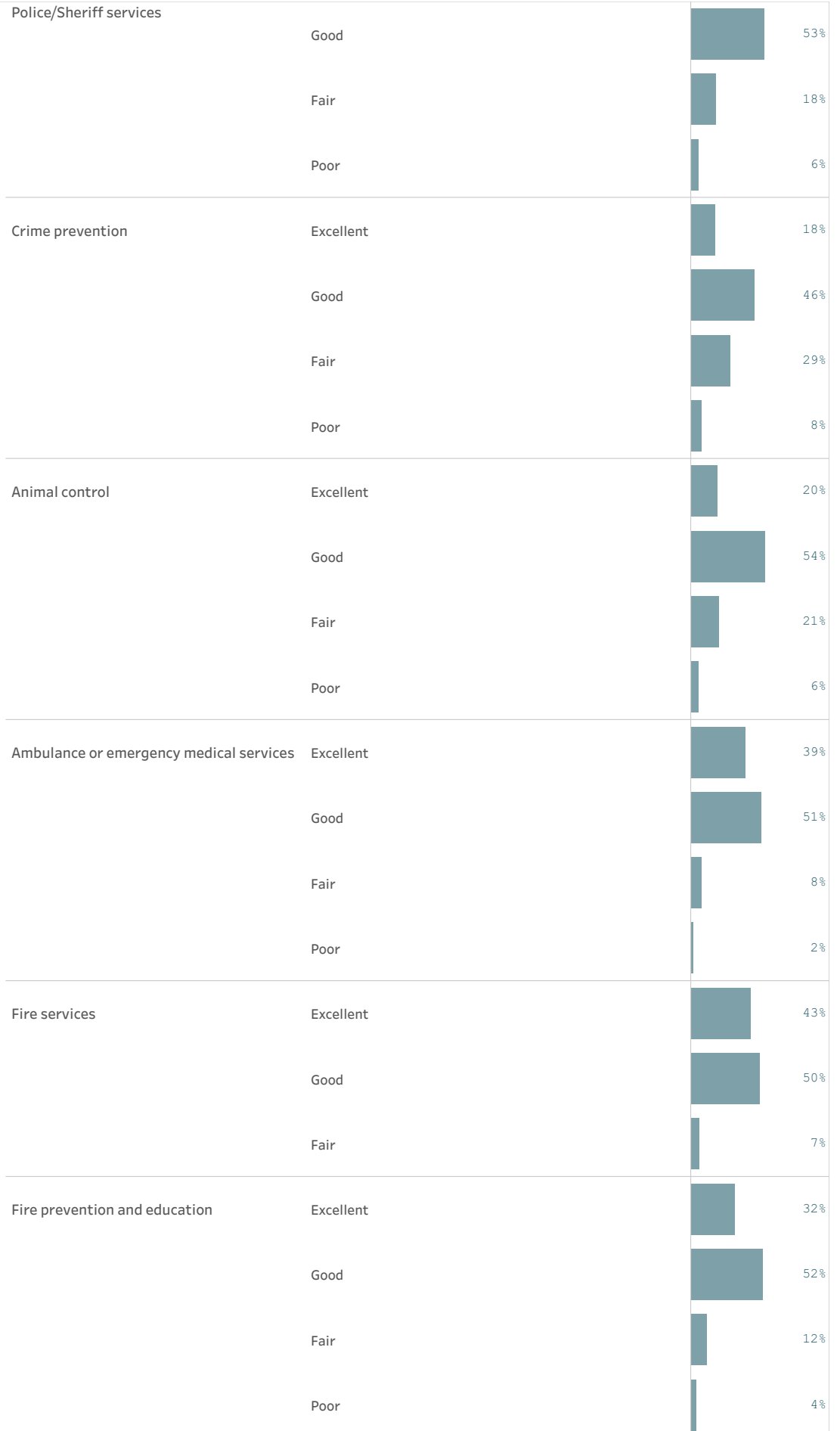
Please rate the quality of each of the following services in Montgomery County.



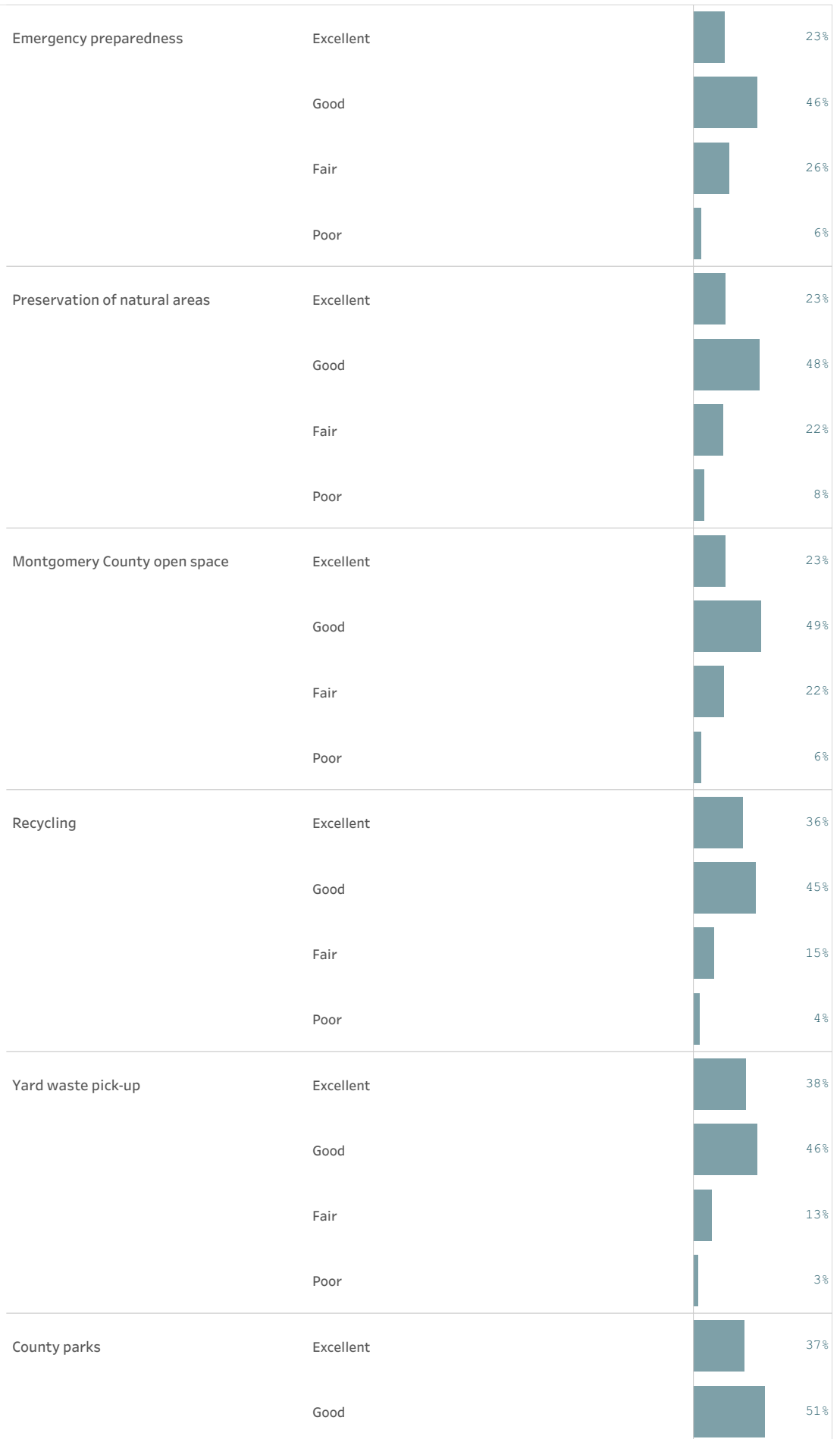
Please rate the quality of each of the following services in Montgomery County.



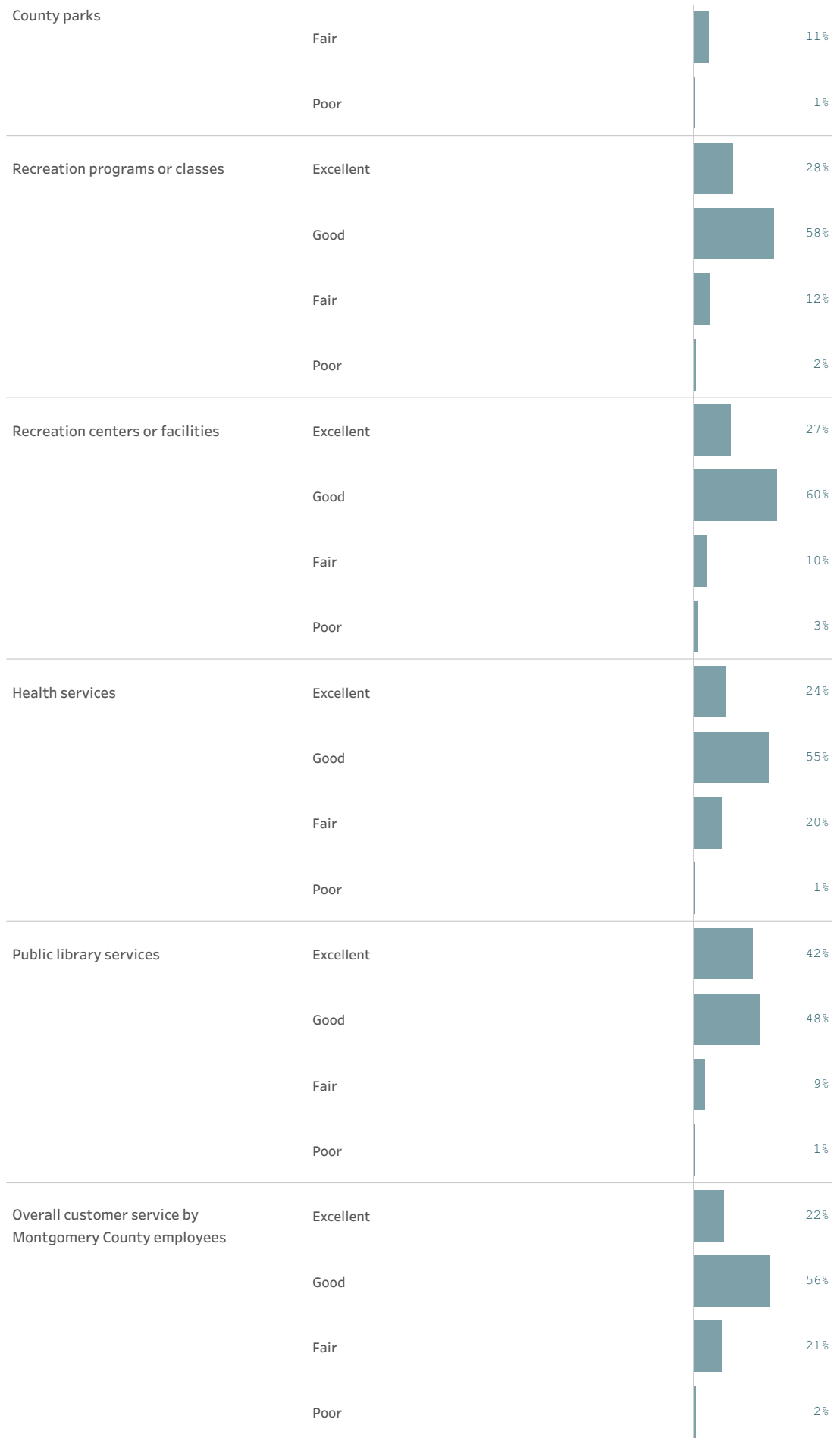
Please rate the quality of each of the following services in Montgomery County.



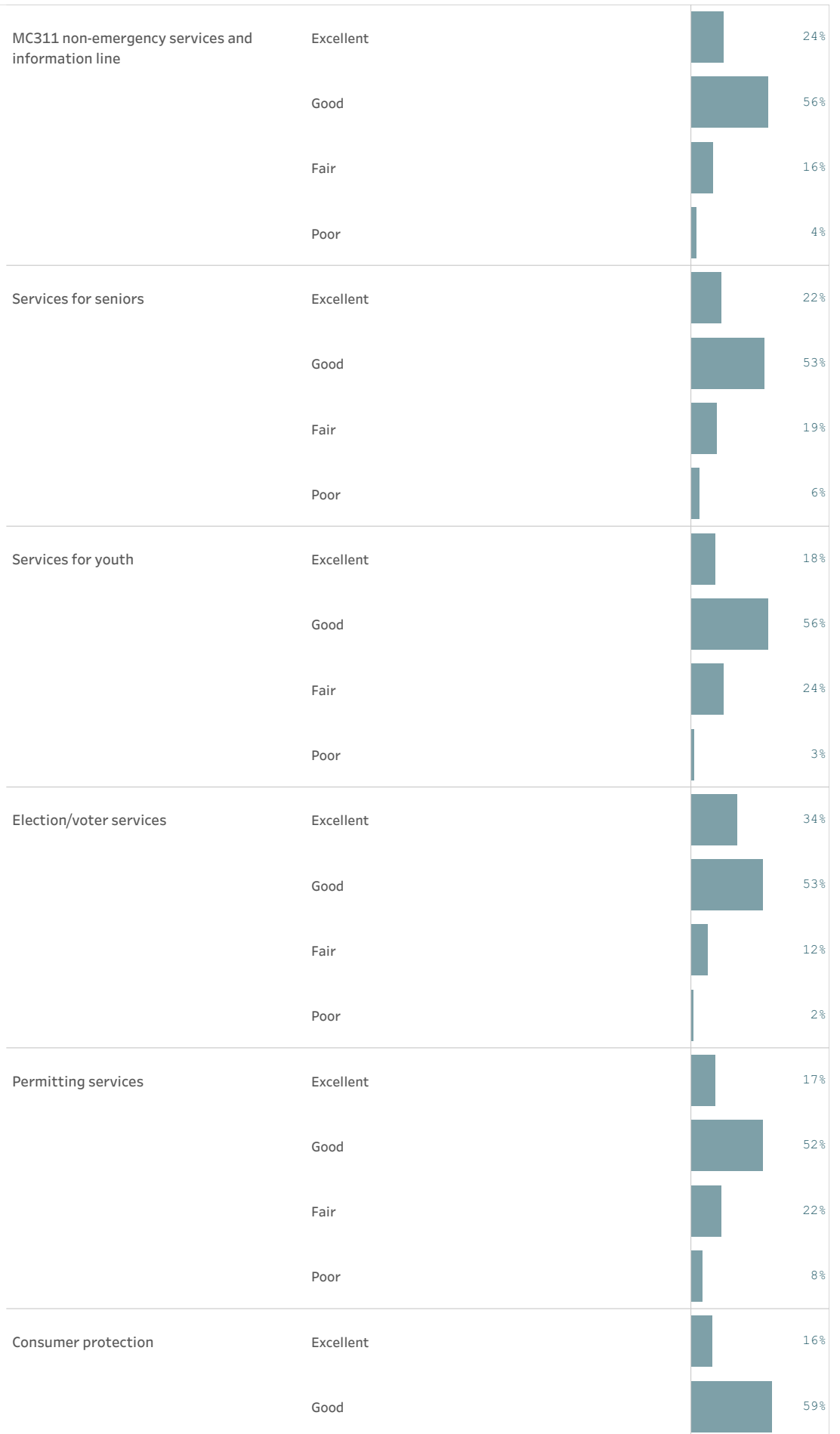
Please rate the quality of each of the following services in Montgomery County.

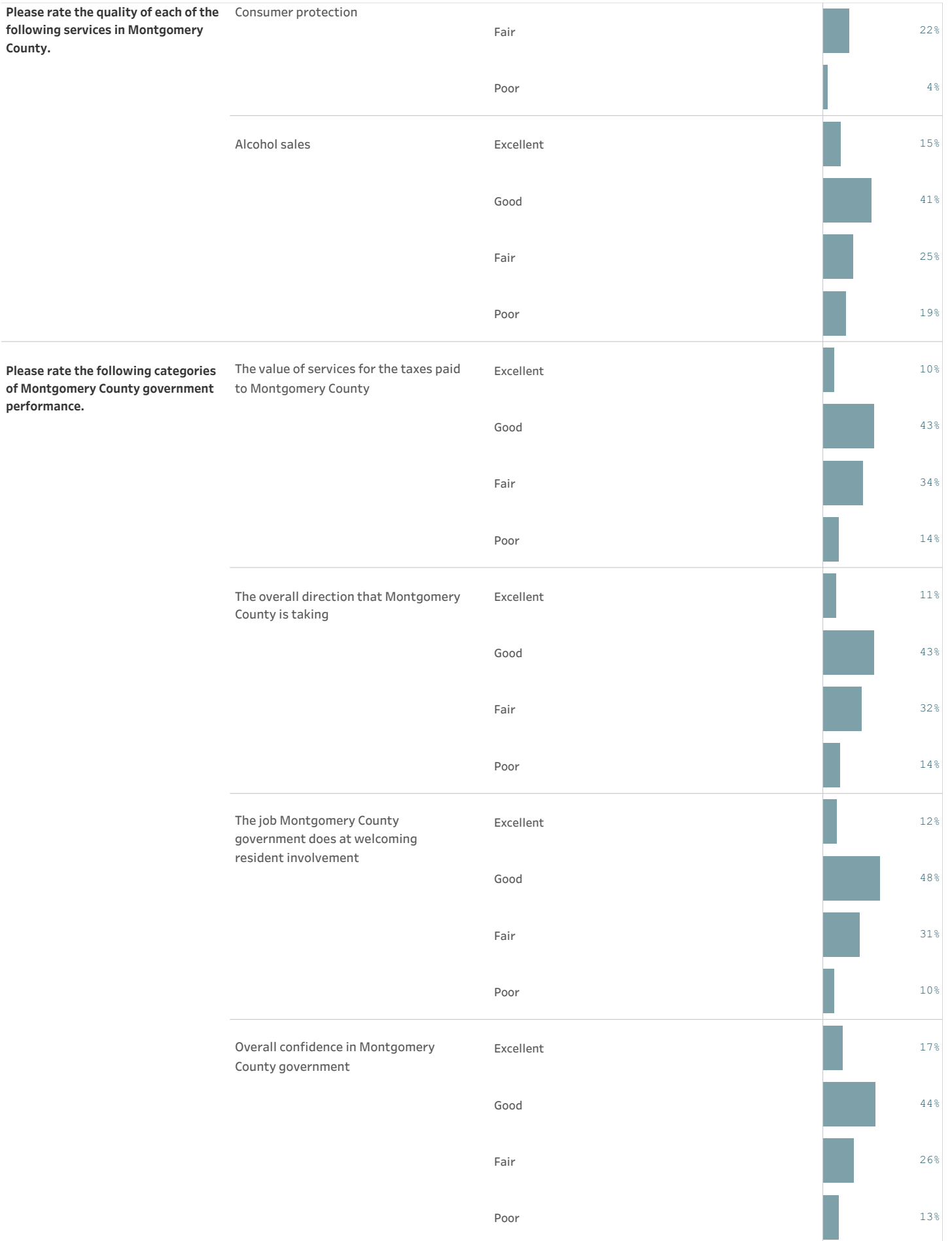


Please rate the quality of each of the following services in Montgomery County.

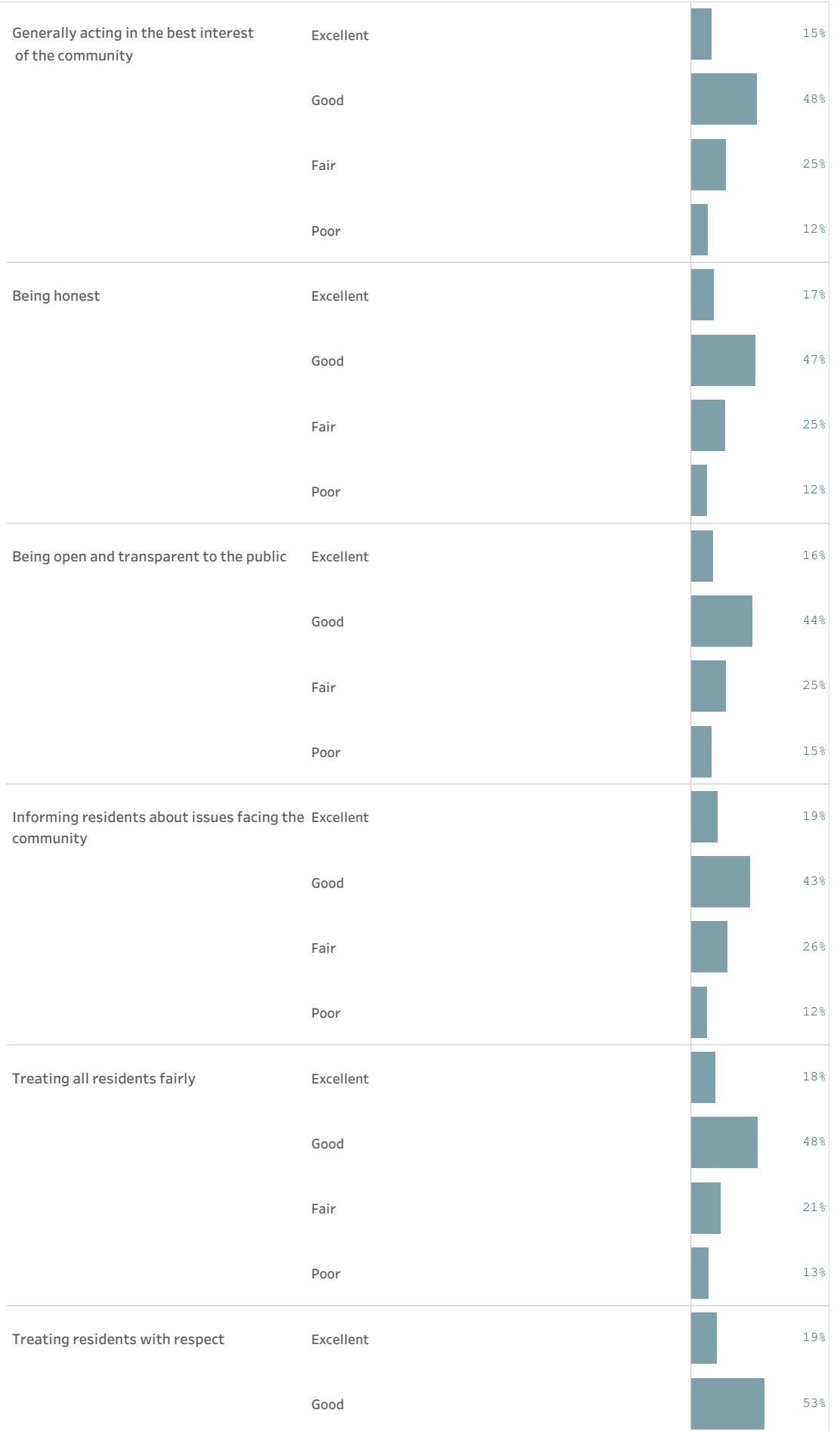


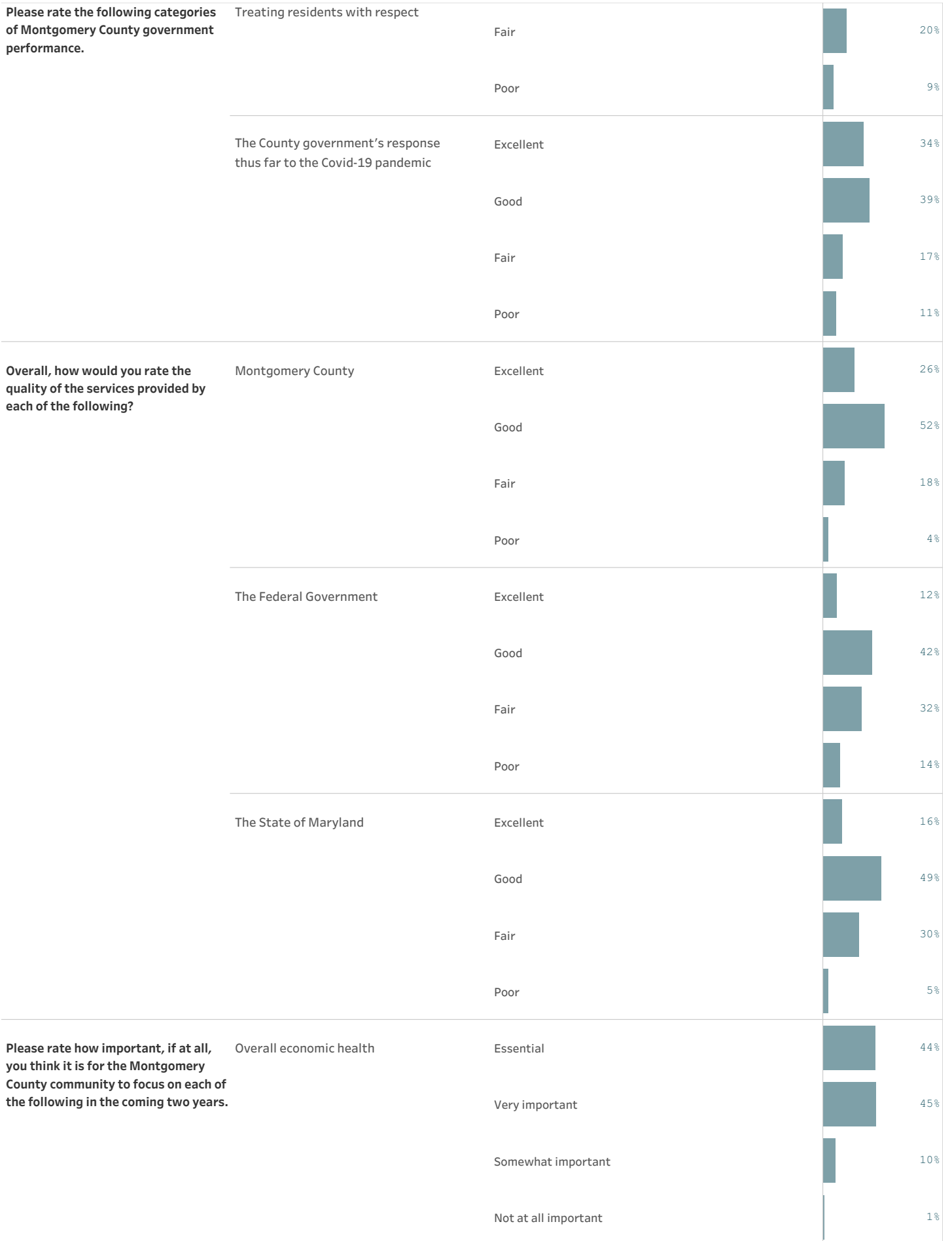
Please rate the quality of each of the following services in Montgomery County.





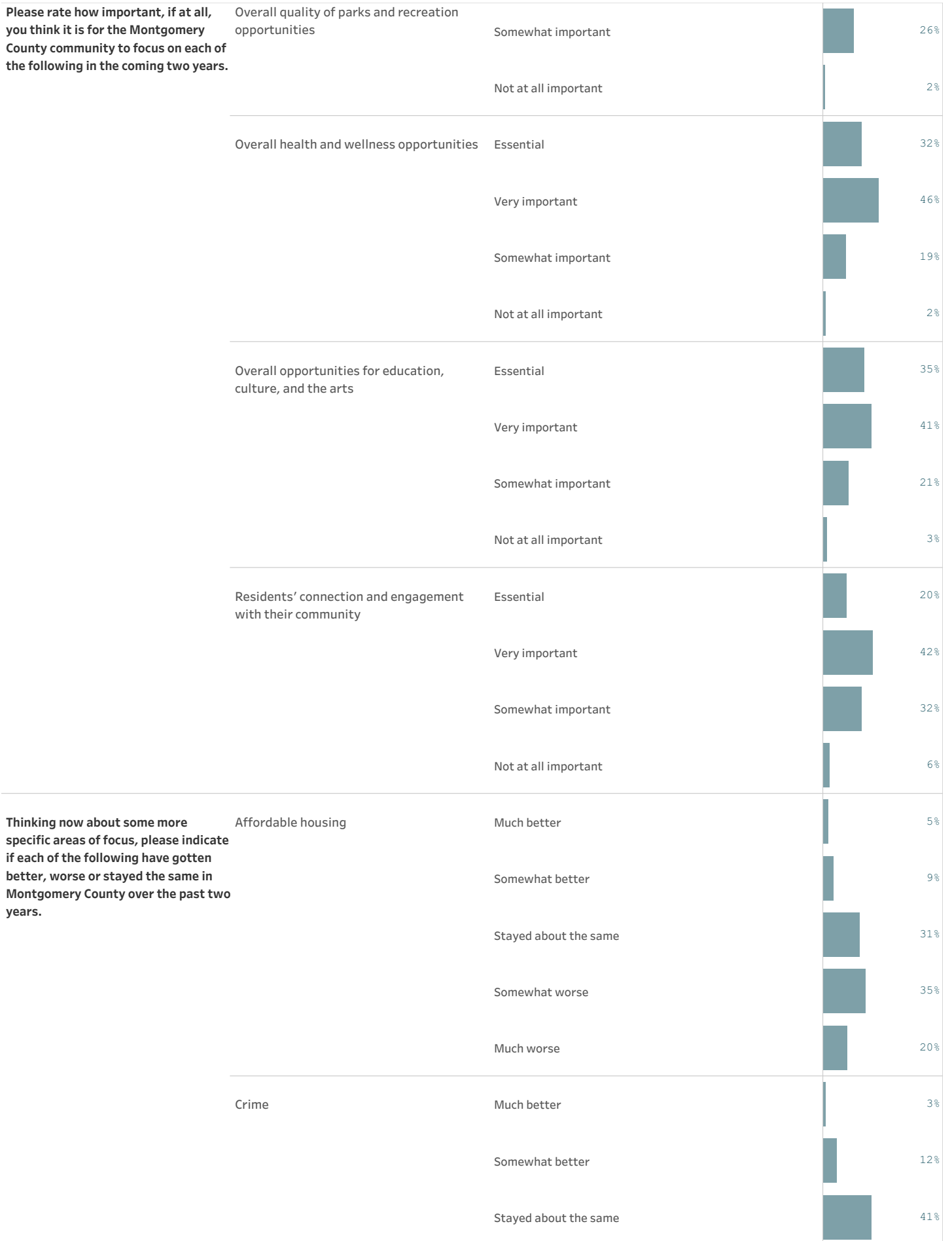
Please rate the following categories of Montgomery County government performance.

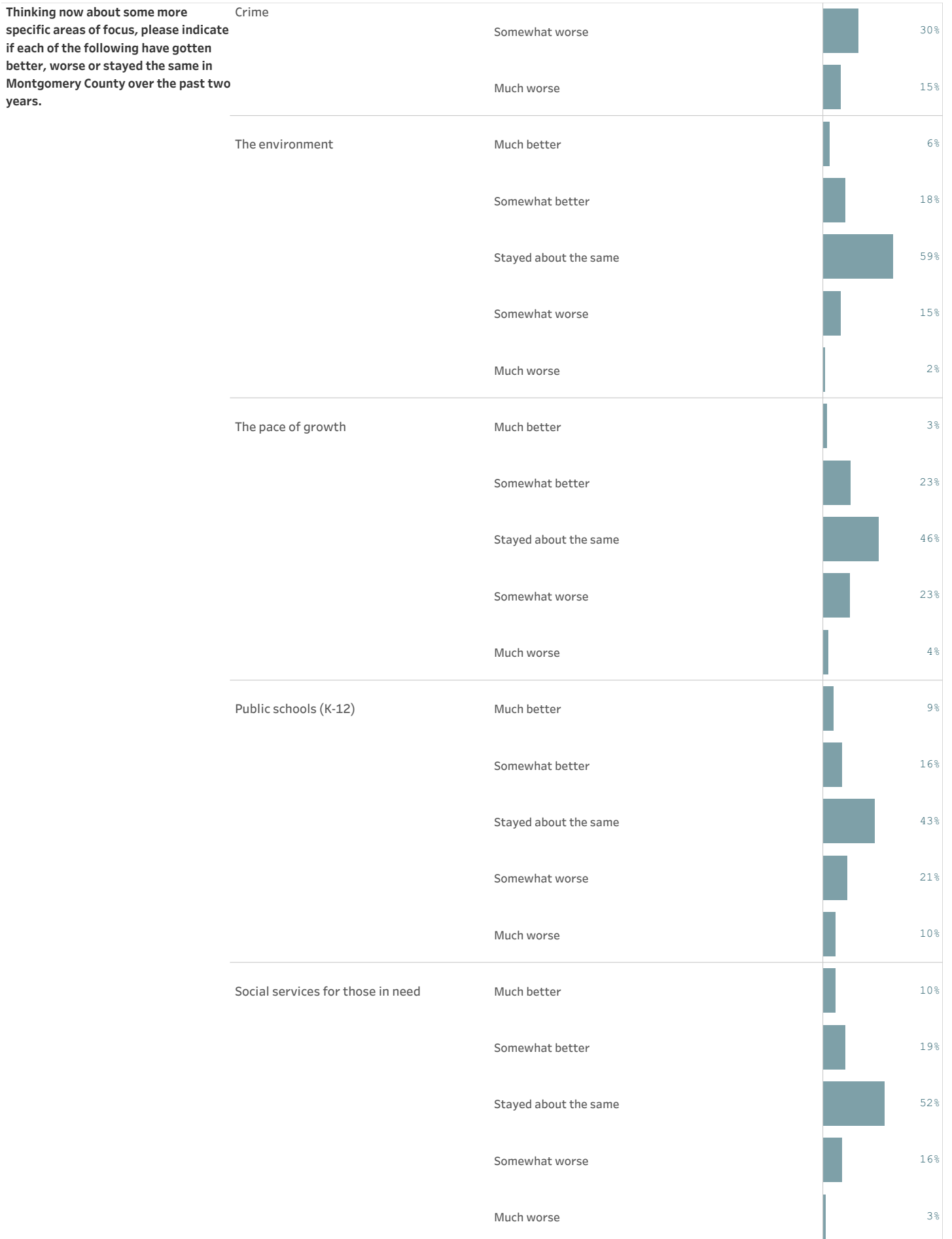




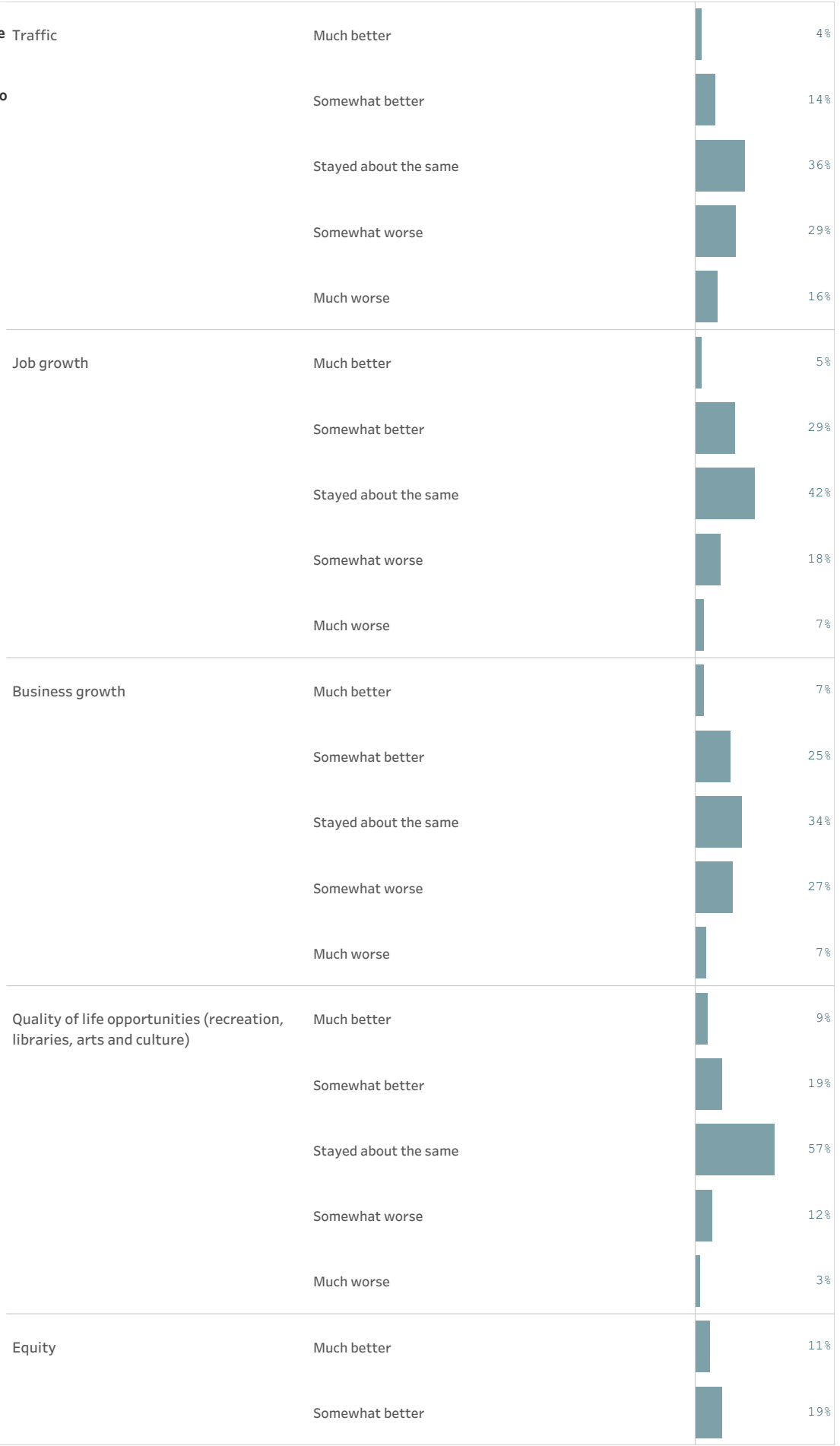
Please rate how important, if at all, you think it is for the Montgomery County community to focus on each of the following in the coming two years.



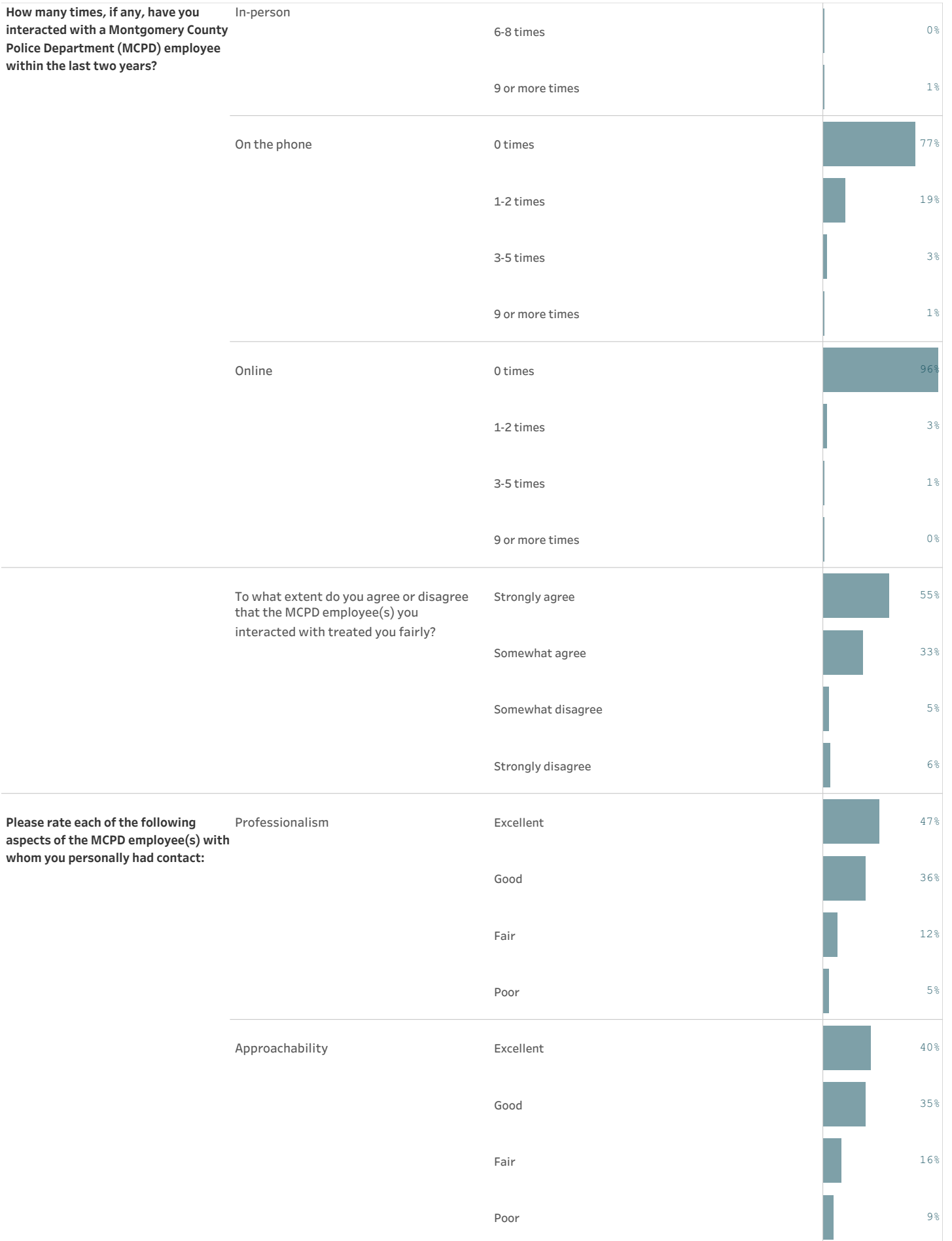


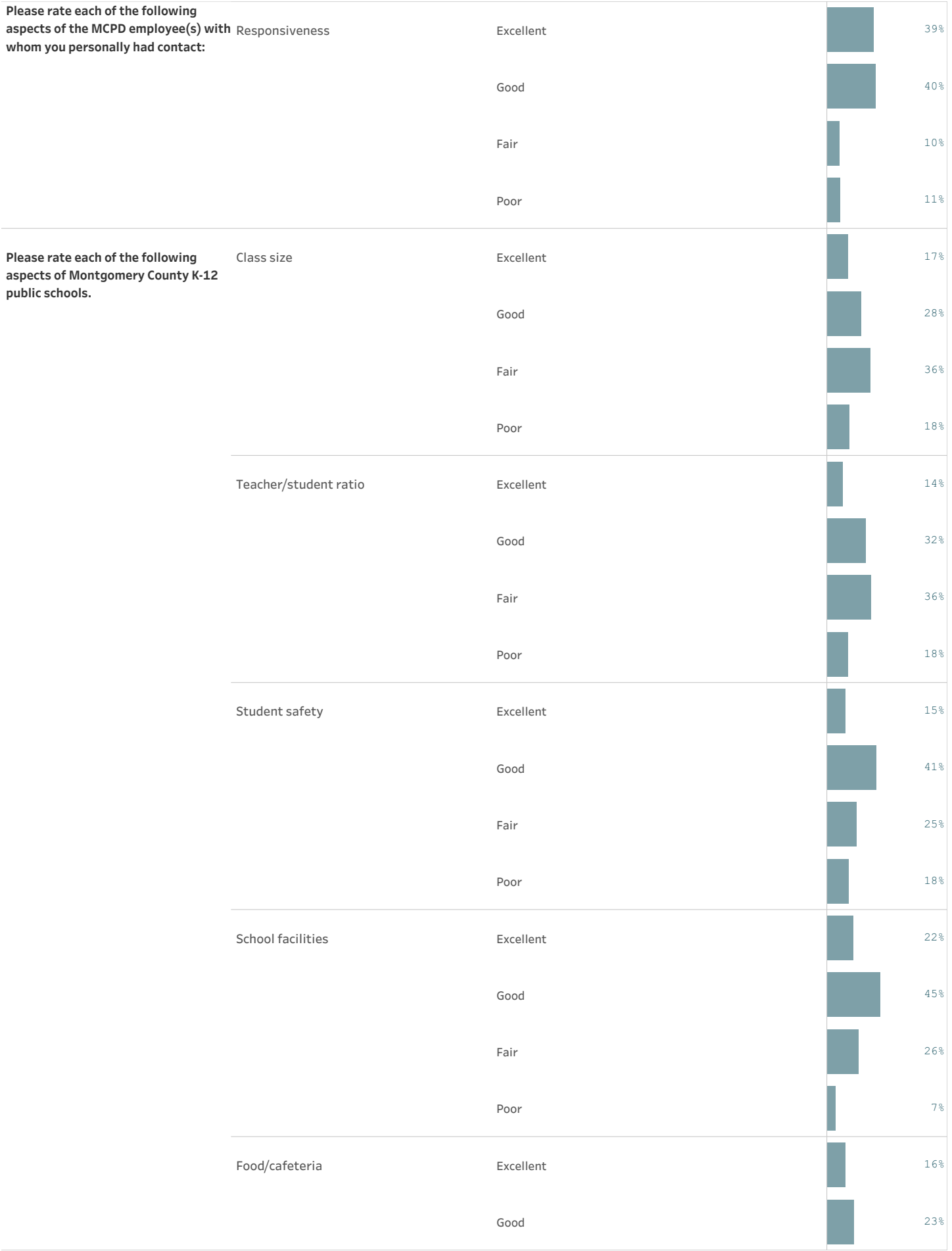


Thinking now about some more specific areas of focus, please indicate if each of the following have gotten better, worse or stayed the same in Montgomery County over the past two years.

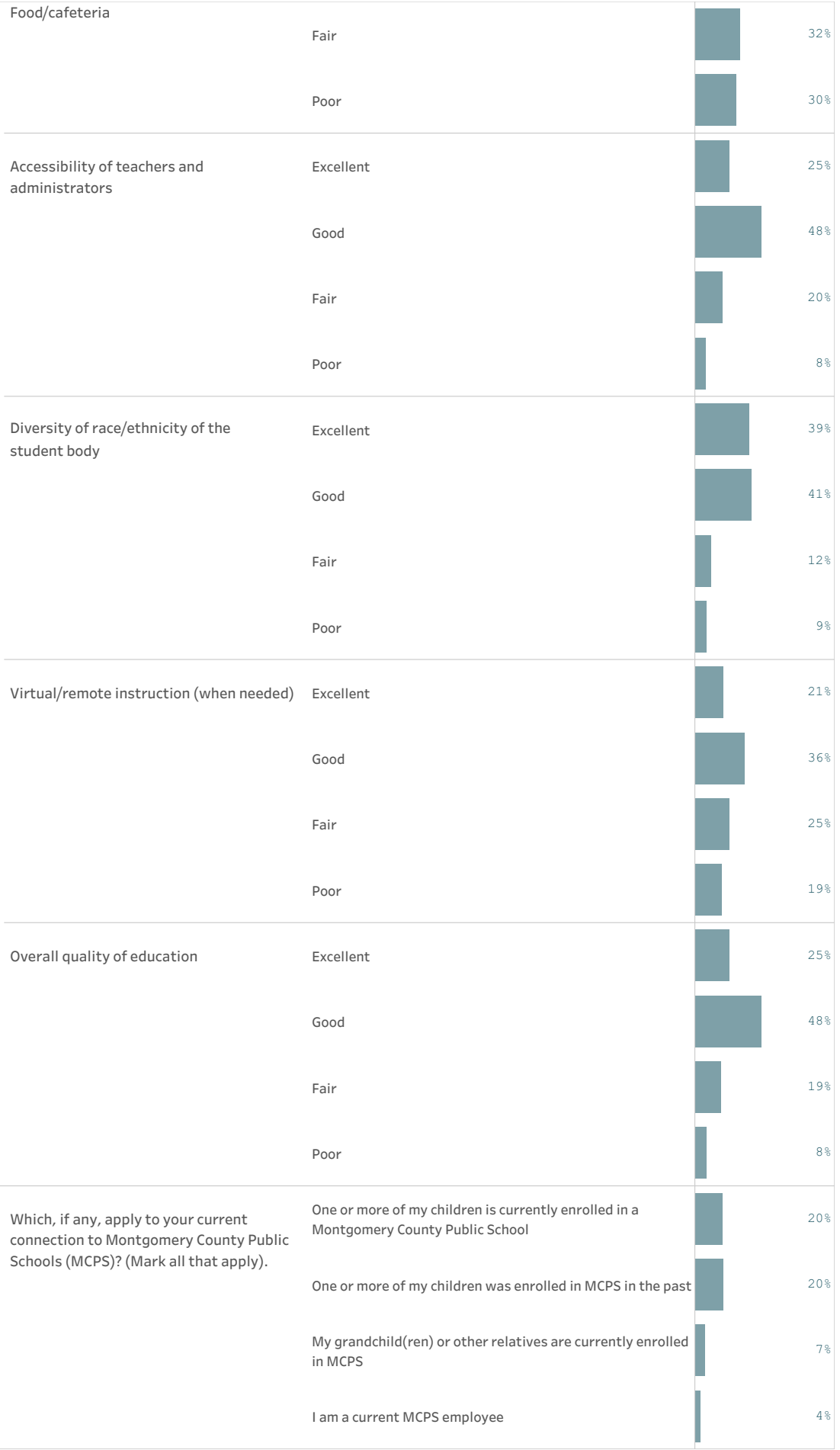




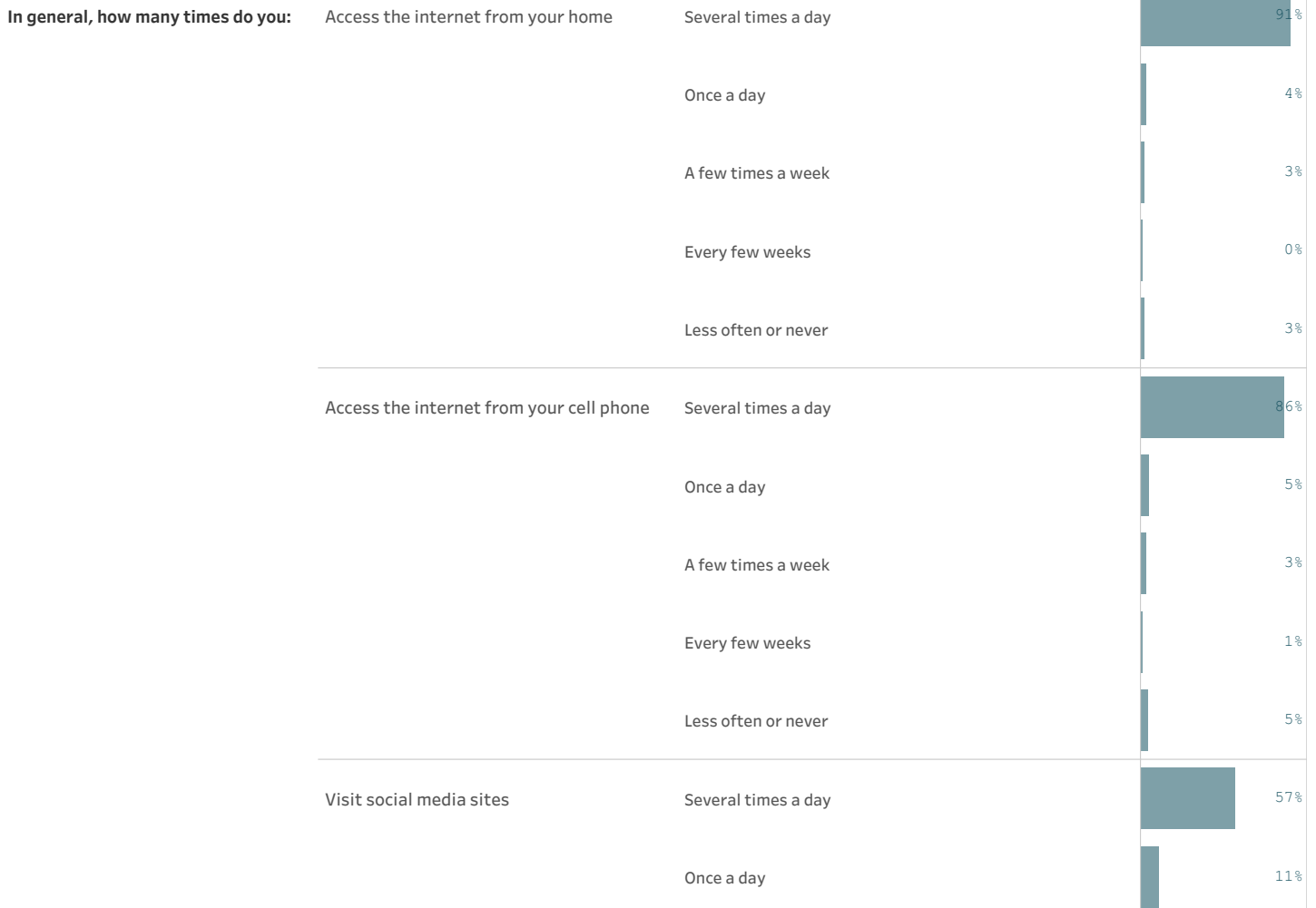
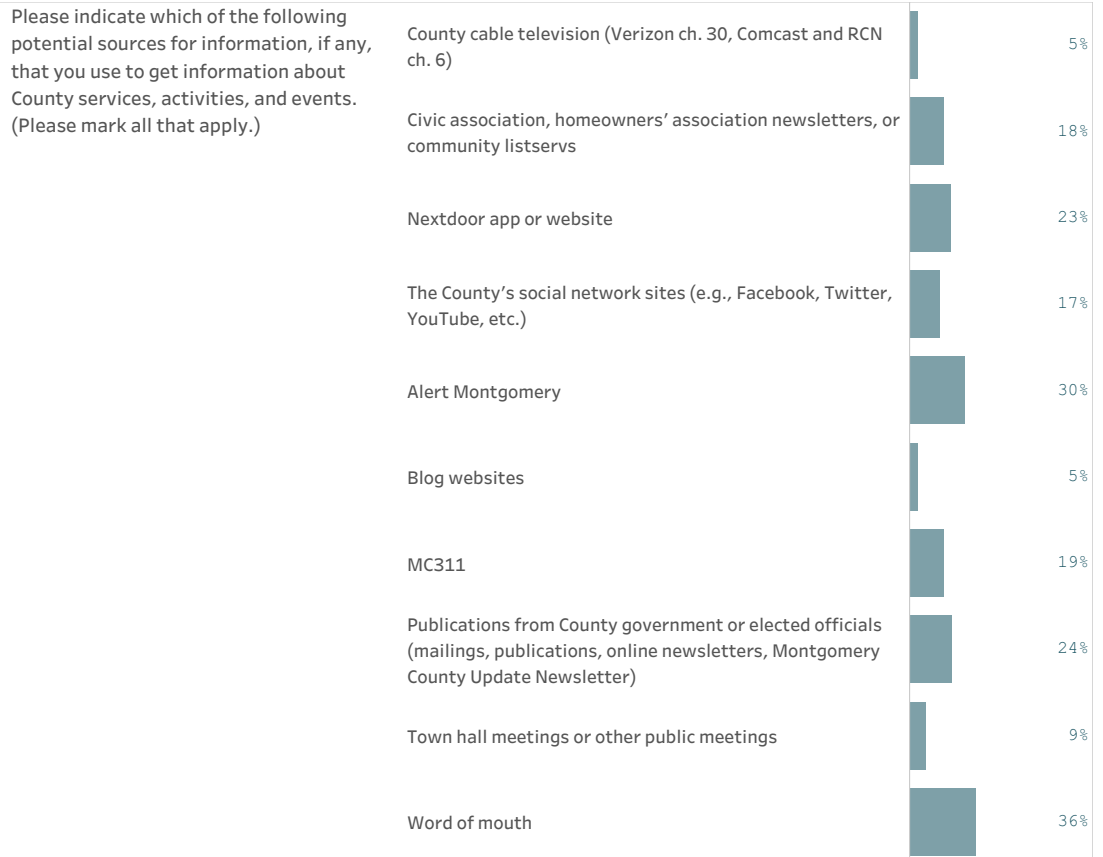


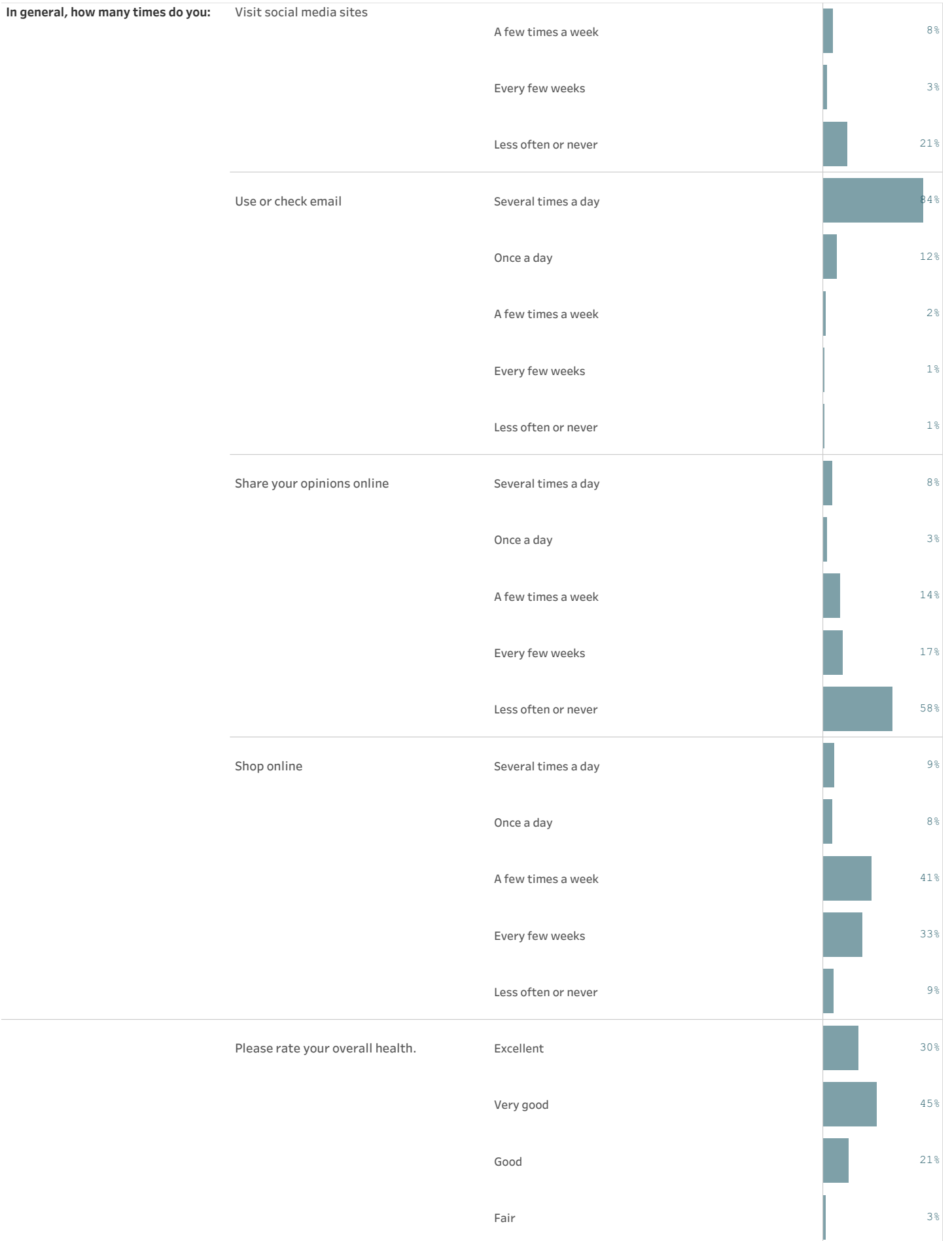


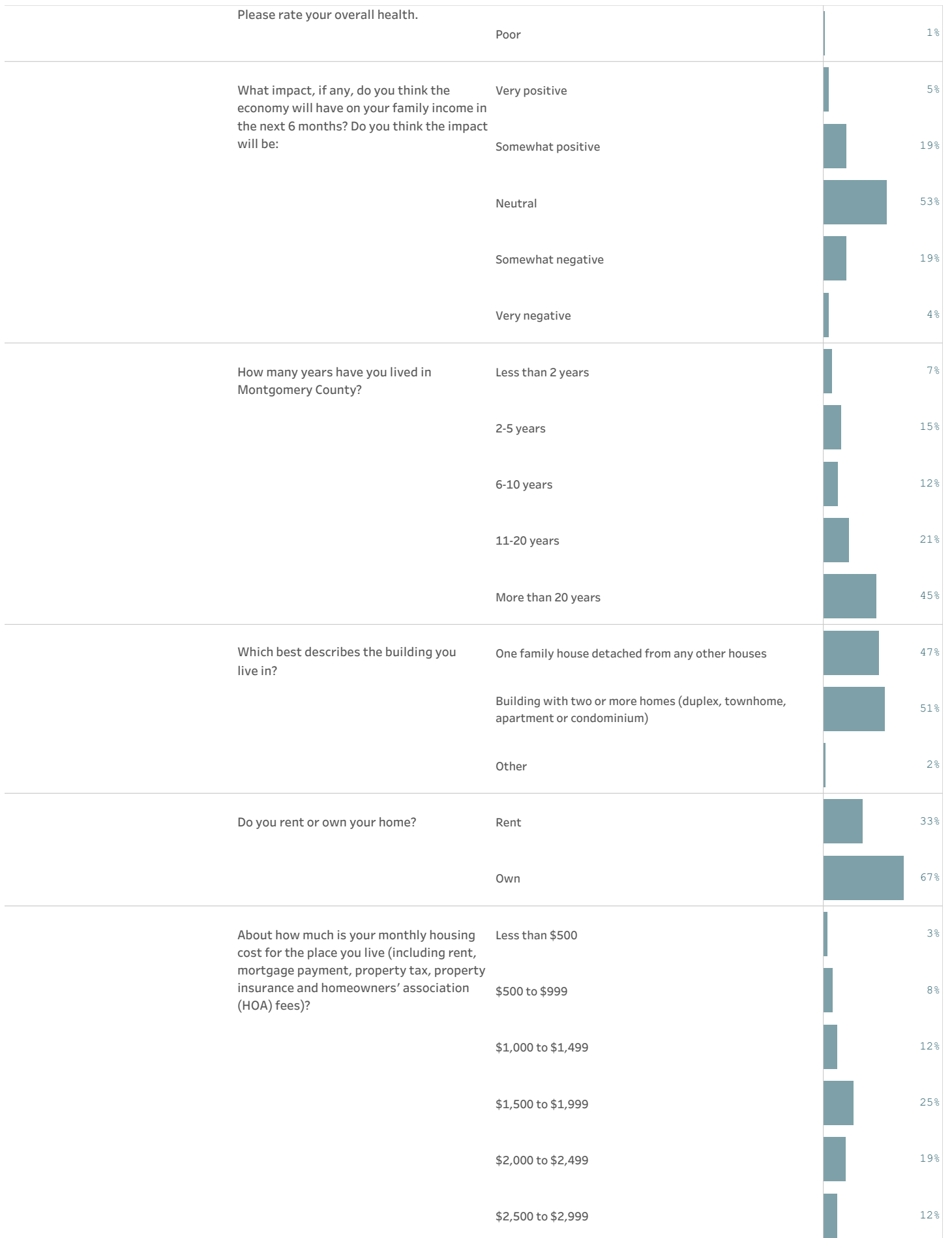
Please rate each of the following aspects of Montgomery County K-12 public schools.

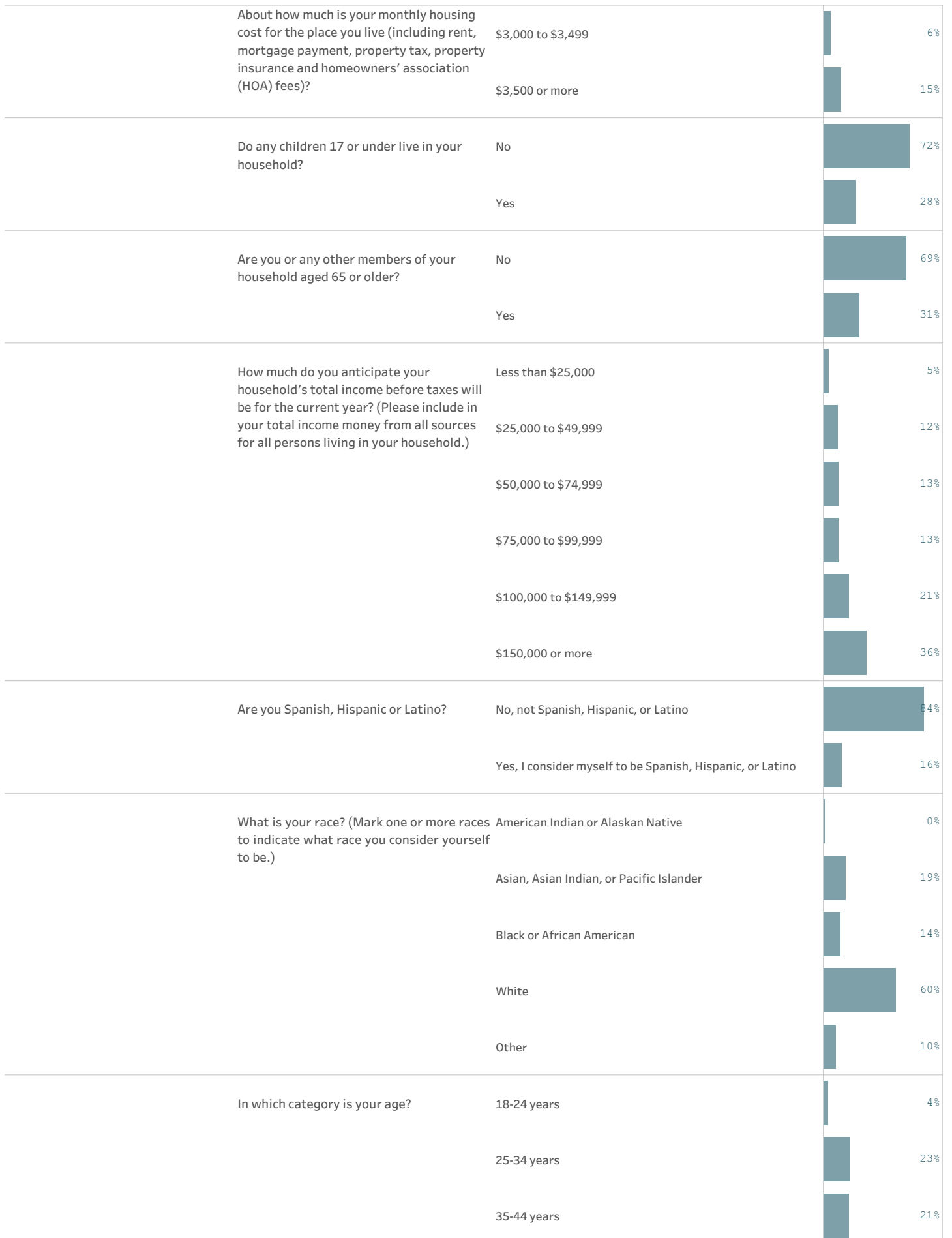


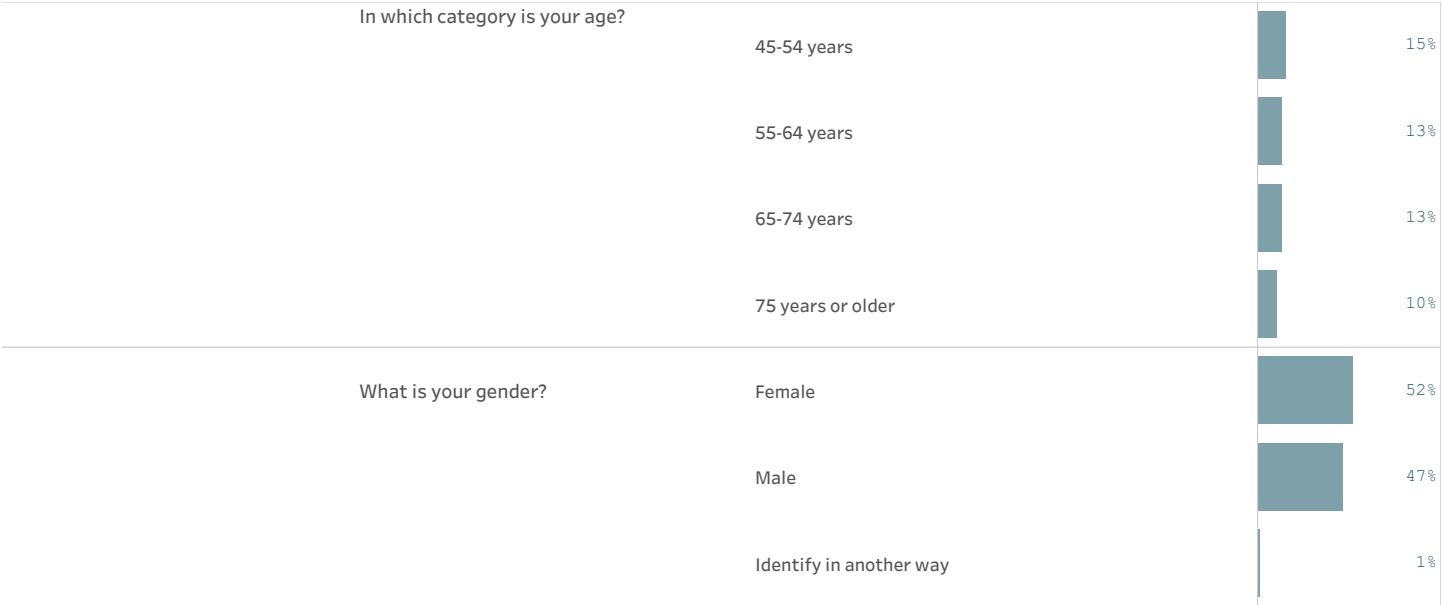












Full trends

This table contains the trends over time for Montgomery County. The combined “percent positive” responses for each survey year are presented (e.g., excellent/good or yes). If an item was not included during an administration of the survey, no percentage will be shown in the table. If the difference between the 2019 and 2021 surveys is greater than 5 percentage points, the change is statistically significant.

It is important to note that in 2020, The NCS survey was updated to include new and refreshed items. Consequently, some of the trends may be impacted due to wording modifications that could have potentially altered the meaning of the item for the respondent.

		2007	2009	2017	2019	2021
Please rate each of the following aspects of quality of life in Montgomery County.	Montgomery County as a place to live	86%	88%	88%	90%	90%
	Your neighborhood as a place to live	82%	81%	82%	87%	90%
	Montgomery County as a place to raise children	81%	86%	84%	86%	88%
	Montgomery County as a place to work	78%	76%	80%	80%	84%
	Montgomery County as a place to visit			64%	70%	72%
	Montgomery County as a place to retire	41%	48%	42%	43%	45%
	The overall quality of life	79%	82%	82%	85%	86%
	Sense of community	59%	62%	55%	60%	62%
Please rate each of the following characteristics as they relate to Montgomery County as a whole.	Overall economic health			78%	78%	75%
	Overall quality of the transportation system					64%
	Overall design or layout of residential and commercial areas			64%	71%	67%
	Overall quality of the utility infrastructure					81%
	Overall feeling of safety			81%	84%	77%
	Overall quality of natural environment		70%	78%	82%	80%
	Overall quality of parks and recreation opportunities					85%
	Overall health and wellness opportunities			75%	82%	81%

		2007	2009	2017	2019	2021
Please rate each of the following characteristics as they relate to Montgomery County as a whole.	Overall opportunities for education, culture, and the arts			84%	85%	81%
	Residents' connection and engagement with their community					62%
Please indicate how likely or unlikely you are to do each of the following.	Recommend living in Montgomery County to someone who asks		89%	87%	88%	89%
	Remain in Montgomery County for the next five years		85%	83%	84%	86%
Please rate how safe or unsafe you feel:	In your neighborhood during the day	90%	90%	93%	94%	94%
	In Montgomery County's downtown/commercial area during the day	84%	82%	88%	91%	87%
	From property crime	57%	53%			76%
	From violent crime	66%	63%			81%
	From fire, flood, or other natural disaster					92%
Please rate the job you feel the Montgomery County community does at each of the following.	Making all residents feel welcome					74%
	Attracting people from diverse backgrounds					82%
	Valuing/respecting residents from diverse backgrounds					76%
	Taking care of vulnerable residents					65%
Please rate each of the following in the Montgomery County community.	Overall quality of business and service establishments			68%	75%	86%
	Variety of business and service establishments					84%
	Vibrancy of downtown/commercial area			68%	75%	76%
	Employment opportunities	69%	59%	62%	66%	73%
	Shopping opportunities			77%	85%	85%
	Cost of living			21%	22%	21%
	Overall image or reputation	84%	83%	80%	84%	82%
Please also rate each of the following in the Montgomery County community.	Traffic flow on major streets			26%	32%	38%
	Ease of public parking			44%	49%	49%

	2007	2009	2017	2019	2021
Please also rate each of the following in the Montgomery County community.					
Ease of travel by car	32%	35%	47%	48%	62%
Ease of travel by public transportation	60%	59%	45%	51%	51%
Ease of travel by bicycle	41%	43%	40%	43%	47%
Ease of walking			53%	58%	60%
Well-planned residential growth					50%
Well-planned commercial growth					55%
Well-designed neighborhoods					62%
Preservation of the historical or cultural character of the community					65%
Public places where people want to spend time			72%	77%	69%
Variety of housing options		57%	52%	54%	54%
Availability of affordable quality housing	15%	23%	27%	25%	24%
Overall quality of new development			62%	66%	56%
Overall appearance	74%	74%	79%	81%	78%
Cleanliness			76%	78%	77%
Water resources					66%
Air quality	48%	55%	73%	71%	80%
Availability of paths and walking trails			62%	66%	80%
Fitness opportunities			71%	74%	78%
Recreational opportunities	81%	80%	74%	77%	80%
Availability of affordable quality food			69%	72%	65%
Availability of affordable quality health care	35%	37%	66%	64%	65%
Availability of preventive health services			69%	72%	72%

		2007	2009	2017	2019	2021	
Please also rate each of the following in the Montgomery County community.	Availability of affordable quality mental health care			57%	53%	52%	
	Opportunities to attend cultural/arts/music activities	73%	81%	76%	76%	75%	
	Community support for the arts					77%	
	Availability of affordable quality childcare/preschool	21%	24%	49%	44%	51%	
	K-12 education	81%	82%	82%	82%	81%	
	Adult educational opportunities			71%	76%	77%	
	Sense of civic/community pride					69%	
	Neighborliness of residents			57%	62%	64%	
	Opportunities to participate in social events and activities			70%	71%	69%	
	Opportunities to attend special events and festivals			69%	74%	72%	
	Opportunities to volunteer		83%	76%	79%	75%	
	Opportunities to participate in community matters			69%	74%	70%	
	Openness and acceptance of the community toward people of diverse backgrounds	71%	79%	75%	75%	73%	
	Please indicate whether or not you have done each of the following in the last 12 months.	Contacted Montgomery County for help or information		43%	47%	47%	45%
		Contacted Montgomery County elected officials to express your opinion			20%	22%	19%
Attended a local public meeting			27%	25%	24%	15%	
Watched a local public meeting				26%	25%	28%	
Volunteered your time to some group/activity			45%	43%	40%	28%	
Campaigned or advocated for a local issue, cause, or candidate				26%	26%	16%	
Voted in your most recent local election						70%	
Used public transportation instead of driving				66%	70%	51%	
Carpooled with other adults or children instead of driving alone				42%	44%	37%	

	2007	2009	2017	2019	2021
Please indicate whether or not you have done each of the following in the last 12 months.					
Walked or biked instead of driving		58%	60%	67%	
Please rate the quality of each of the following services in Montgomery County.					
Public information services	68%	70%	74%	82%	76%
Economic development		64%	62%	64%	
Traffic enforcement	55%	58%	58%	62%	59%
Traffic signal timing		50%	57%	57%	
Street repair	51%	46%	41%	42%	48%
Street cleaning		57%	63%	69%	
Street lighting		61%	70%	67%	
Snow removal	65%	65%	60%	72%	75%
Sidewalk maintenance		57%	65%	68%	
Bus or transit services	67%	68%	61%	79%	68%
Land use, planning and zoning	40%	44%	50%	55%	53%
Code enforcement	39%	41%	53%	58%	63%
Affordable high-speed internet access				65%	
Garbage collection	82%	87%	81%	86%	88%
Drinking water	69%	69%	75%	78%	81%
Sewer services		80%	87%	88%	
Storm water management	73%	69%	73%	75%	82%
Power (electric and/or gas) utility		74%	83%	81%	
Utility billing		61%	70%	72%	
Police/Sheriff services	81%	79%	85%	84%	76%
Crime prevention		70%	72%	64%	

		2007	2009	2017	2019	2021
Please rate the quality of each of the following services in Montgomery County.	Animal control	66%	65%	70%	69%	74%
	Ambulance or emergency medical services	90%	90%	94%	94%	90%
	Fire services	94%	93%	95%	96%	94%
	Fire prevention and education			80%	83%	85%
	Emergency preparedness	54%	63%	64%	71%	68%
	Preservation of natural areas		52%	59%	69%	70%
	Montgomery County open space			61%	67%	73%
	Recycling	85%	87%	80%	86%	80%
	Yard waste pick-up			79%	85%	84%
	County parks	85%	87%	85%	90%	88%
	Recreation programs or classes			79%	86%	84%
	Recreation centers or facilities			79%	85%	87%
	Health services	61%	64%	74%	77%	78%
	Public library services	85%	87%	86%	92%	91%
	Overall customer service by Montgomery County employees	71%	76%	70%	77%	78%
	Please rate the following categories of Montgomery County government performance.	The value of services for the taxes paid to Montgomery County	54%	50%	49%	57%
The overall direction that Montgomery County is taking		52%	53%	58%	57%	57%
The job Montgomery County government does at welcoming resident involvement				52%	57%	61%
Overall confidence in Montgomery County government				57%	62%	63%
Generally acting in the best interest of the community				57%	61%	63%
Being honest				59%	59%	64%
Being open and transparent to the public						61%

		2007	2009	2017	2019	2021
Please rate the following categories of Montgomery County government performance.	Informing residents about issues facing the community					63%
	Treating all residents fairly		58%	55%		66%
	Treating residents with respect					71%
Overall, how would you rate the quality of the services provided by each of the following?	Montgomery County	77%	77%	81%	84%	77%
	The Federal Government		48%	53%		55%
Please rate how important, if at all, you think it is for the Montgomery County community to focus on each of the following in the coming two years.	Overall economic health		88%	91%		89%
	Overall quality of the transportation system					83%
	Overall design or layout of residential and commercial areas		80%	80%		75%
	Overall quality of the utility infrastructure					86%
	Overall feeling of safety		91%	89%		90%
	Overall quality of natural environment		87%	88%		81%
	Overall quality of parks and recreation opportunities					73%
	Overall health and wellness opportunities		78%	81%		79%
	Overall opportunities for education, culture, and the arts		84%	84%		76%
	Residents' connection and engagement with their community		72%	72%		63%
In general, how many times do you:	Access the internet from your home					97%
	Access the internet from your cell phone					94%
	Visit social media sites					77%
	Use or check email					98%
	Share your opinions online					26%
	Shop online					59%
	Please rate your overall health.		69%	66%		73%

	2007	2009	2017	2019	2021
What impact, if any, do you think the economy will have on your family income in the next 6 months? Do you think the impact will be:	6%	32%	27%	25%	

Methods (open participation)

As part of its participation in The National Community Survey™ (The NCST™), Montgomery County conducted a survey of 565 residents. Survey invitations were mailed to randomly selected households and data were collected from November 29, 2021 to January 17, 2022. The results from this main survey effort represent the most robust estimate of your residents’ opinions.

After the above data collection period was underway, a link to an online open participation survey was publicized by Montgomery County. The open participation survey was identical to the probability sample survey. The open participation survey was open to all county residents and became available on December 22, 2021. The survey remained open for three weeks and there were 5,246 responses.

The open participation survey data were not collected through a random sample and it is unknown who in the community was aware of the survey; therefore, a level of confidence in the representativeness of the sample cannot be estimated. However, to reduce bias where possible, these data were statistically weighted to match the demographic characteristics of the 2010 Census and 2019 American Community Survey estimates for adults in Montgomery County. The characteristics used for weighting were age, sex, race, Hispanic origin, housing type, and housing tenure. No adjustments were made for design effects. Weights were calculated using an iterative, multiplicative raking model known as the ANES Weighting Algorithm.* The results of the weighting scheme for the open participation survey are presented in the following table.

* Pasek, J. (2010). ANES Weighting Algorithm. Retrieved from <https://web.stanford.edu/group/iriss/cgi-bin/anesrake/resources/RakingDescription.pdf>

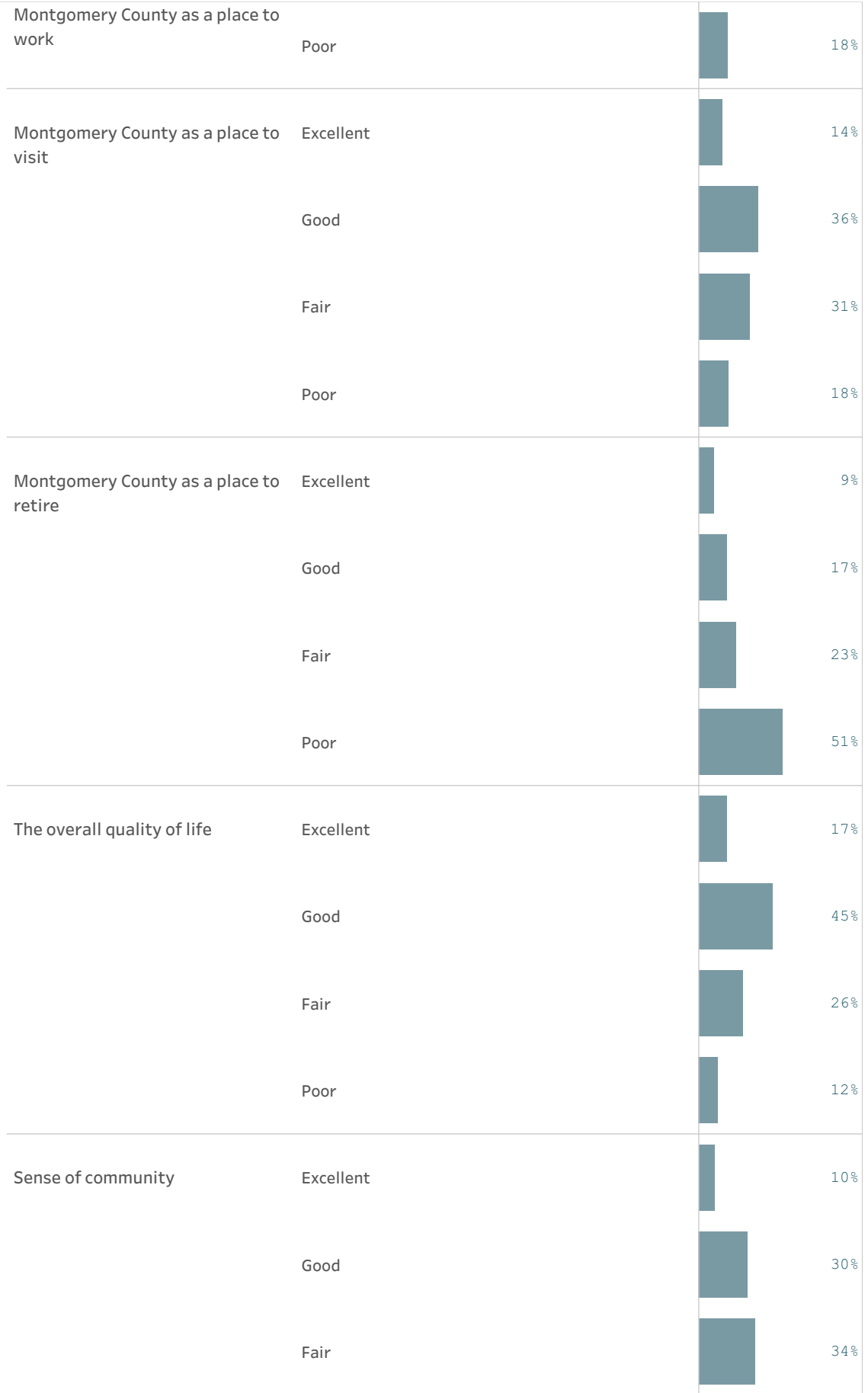
		Unweighted	Weighted	Target*
Age	18-34	7%	27%	27%
	35-54	42%	36%	36%
	55+	51%	37%	37%
Hispanic origin	No, not Spanish, Hispanic, or Latino	94%	82%	82%
	Yes, I consider myself to be Spanish, Hispana..	6%	18%	18%
Housing tenure	Own	89%	65%	65%
	Rent	11%	35%	35%
Housing type	Attached	26%	53%	53%
	Detached	74%	47%	47%
Race & Hispanic origin	Not white alone	33%	53%	53%
	White alone, not Hispanic or Latino	67%	47%	47%
Sex	Female	64%	53%	53%
	Male	36%	47%	47%
Sex/age	Female 18-34	5%	14%	14%
	Female 35-54	27%	19%	19%
	Female 55+	33%	20%	20%
	Male 18-34	3%	13%	13%
	Male 35-54	15%	17%	17%
	Male 55+	18%	17%	17%

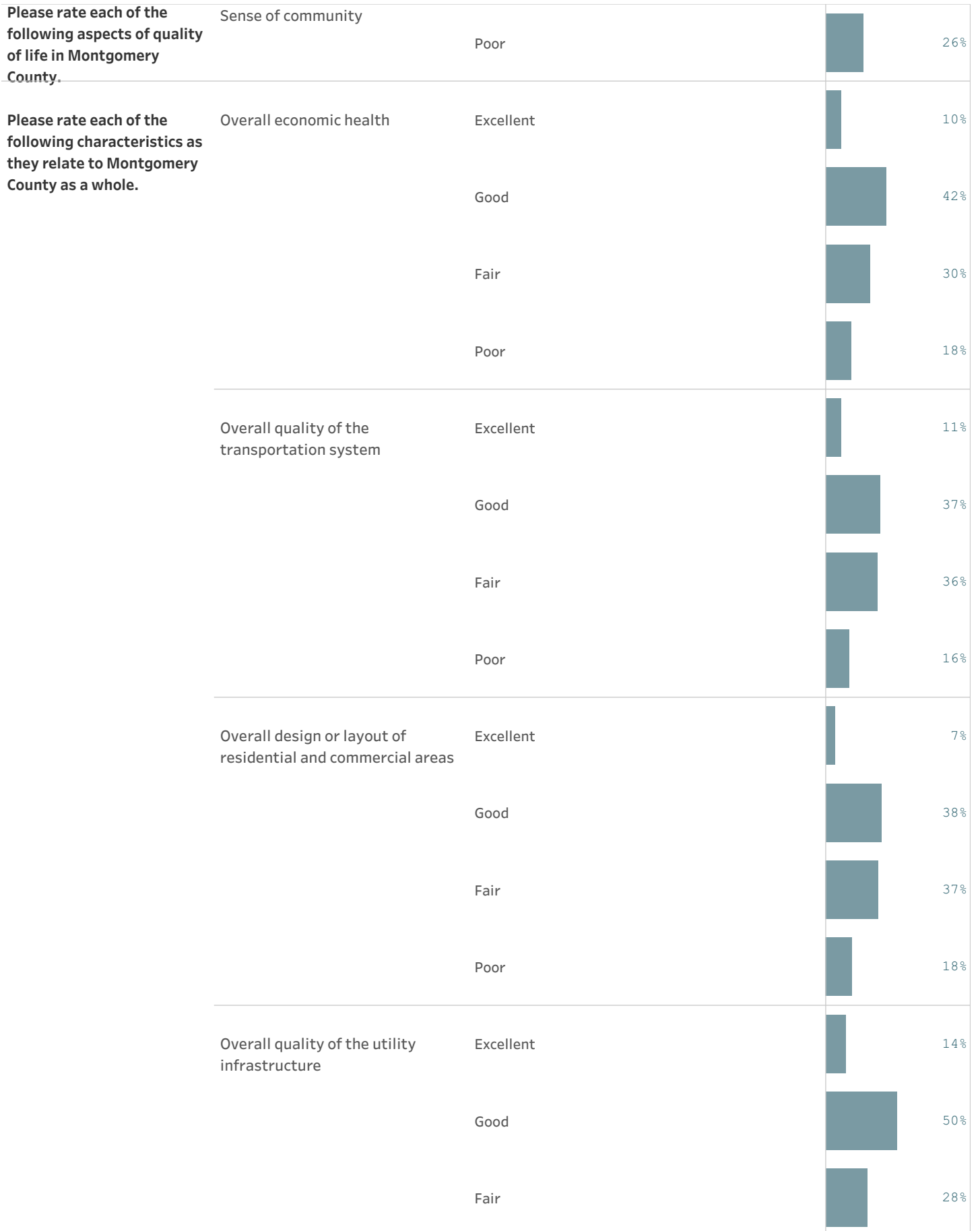
Open participation survey results

This dashboard contains a complete set of responses to each question on the open participation survey. By default, "don't know" responses are excluded. When a table for a question that only permitted a single response does not total to exactly 100%, it is due to the common practice of percentages being rounded to the nearest whole number.

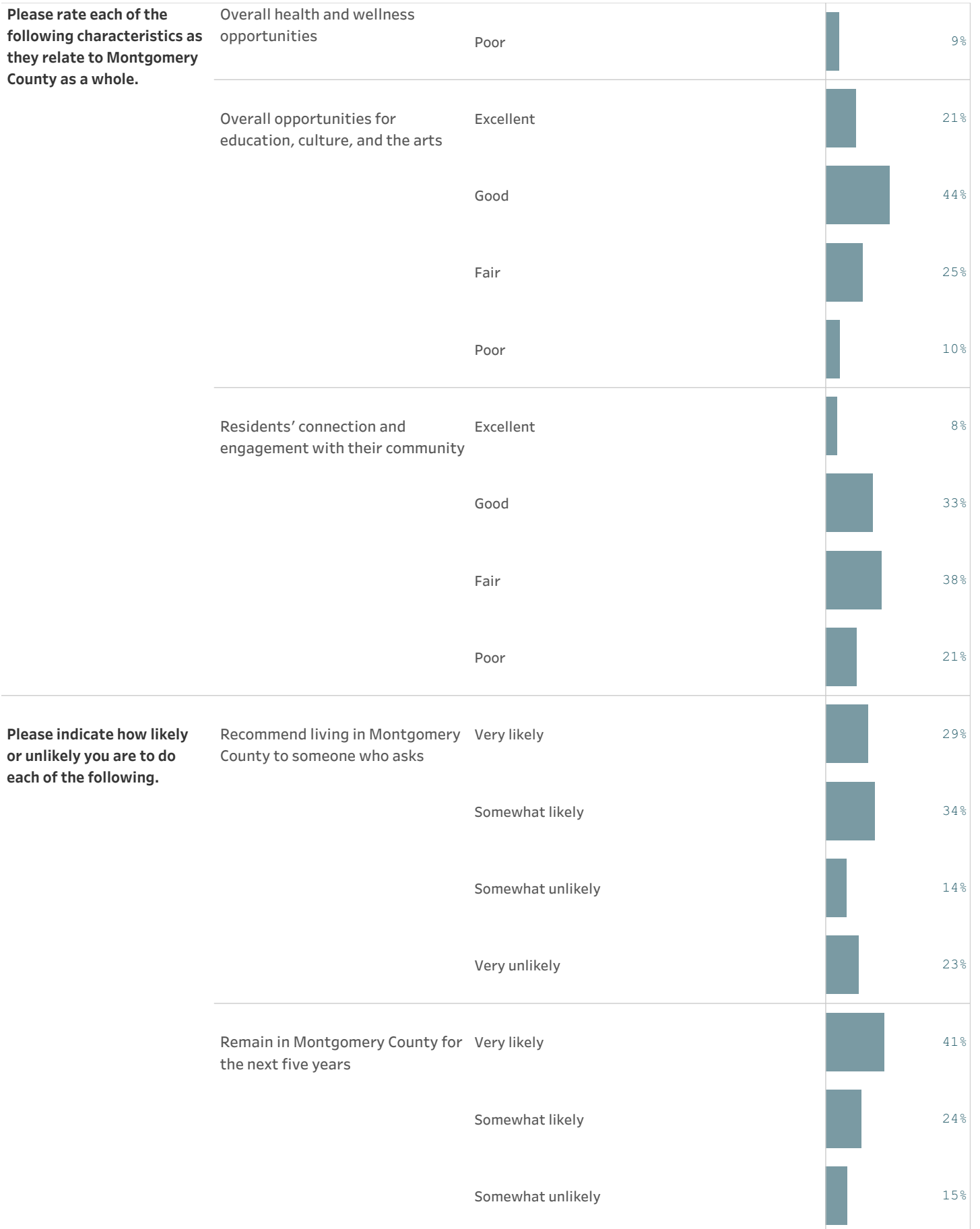


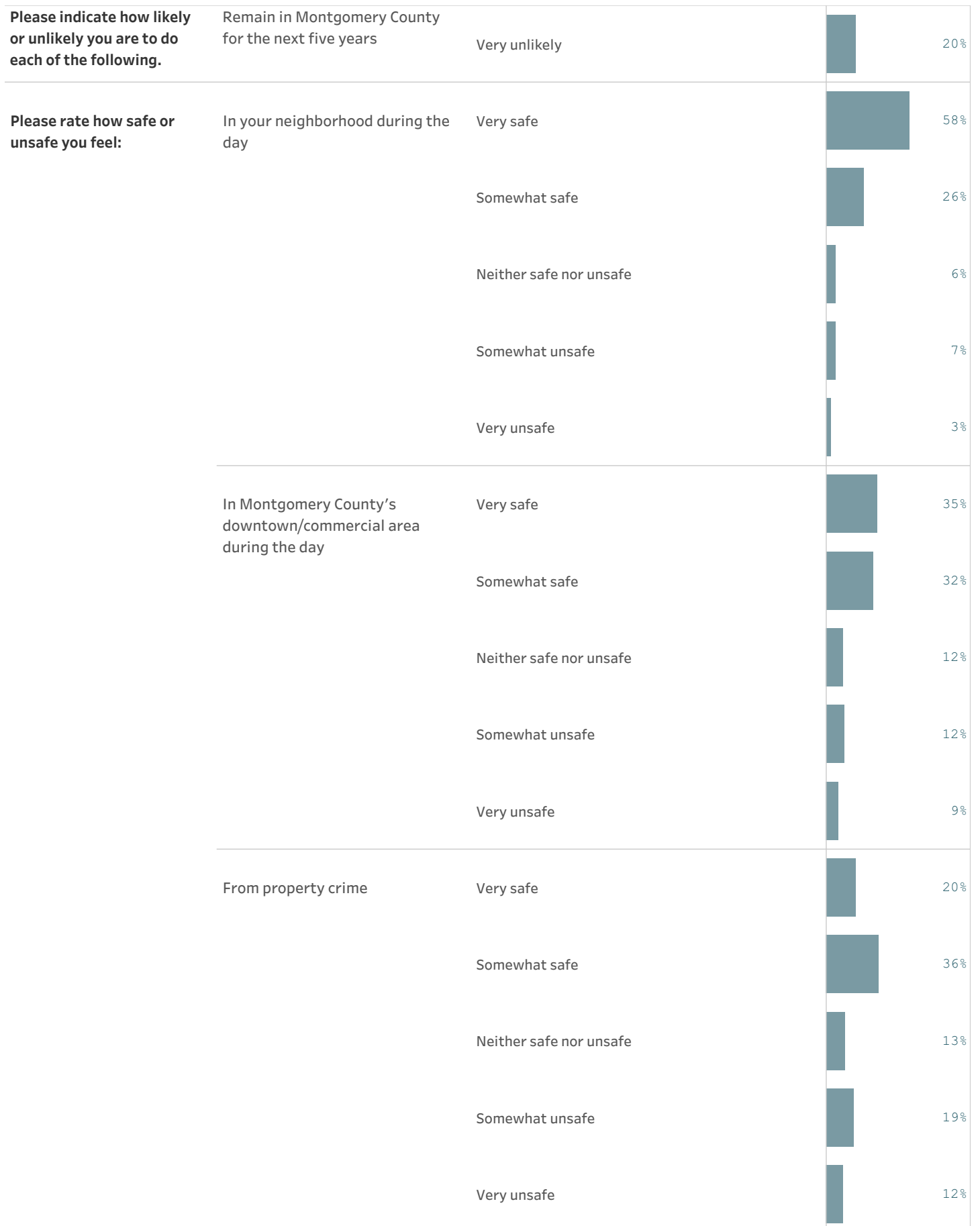
Please rate each of the following aspects of quality of life in Montgomery County.

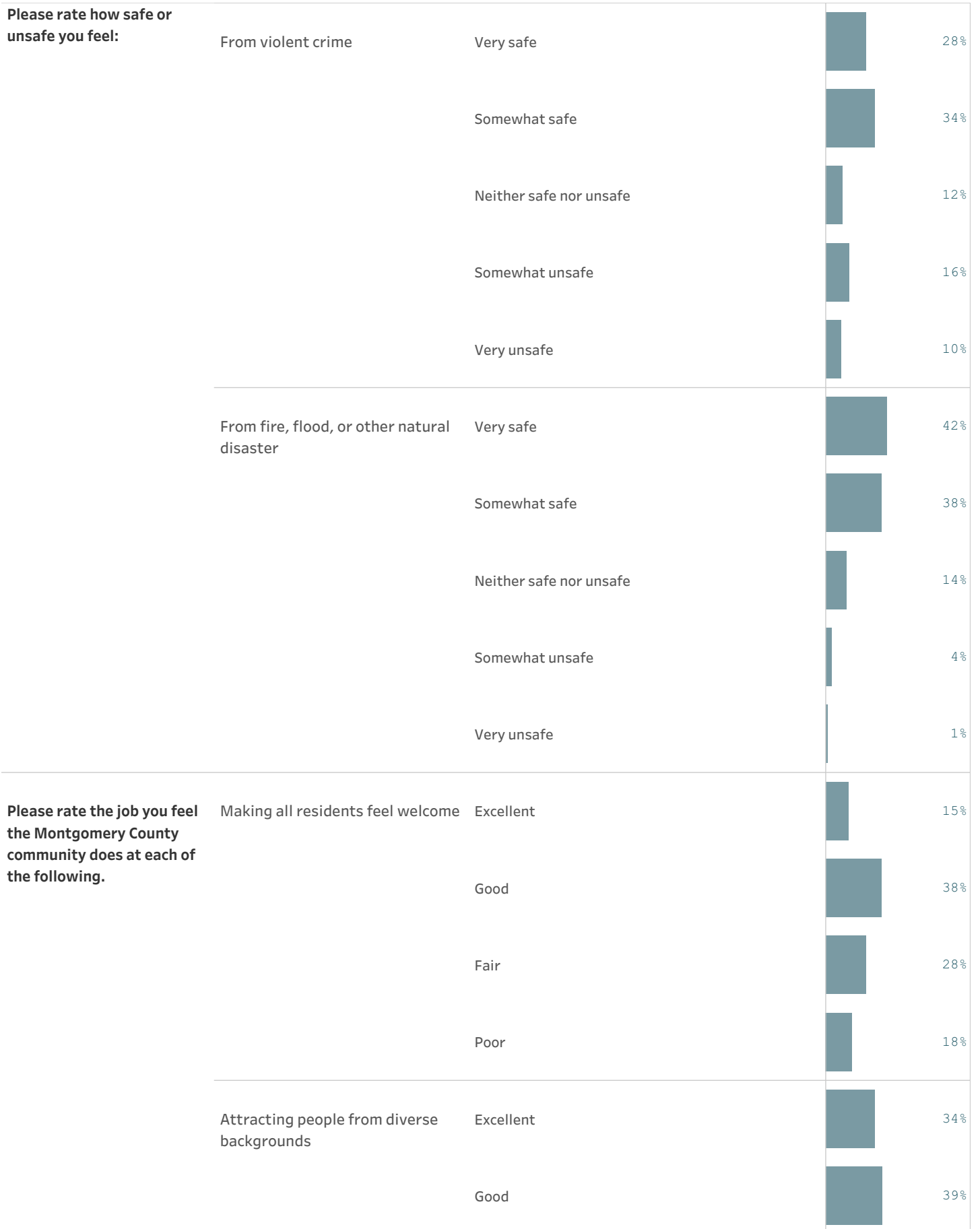


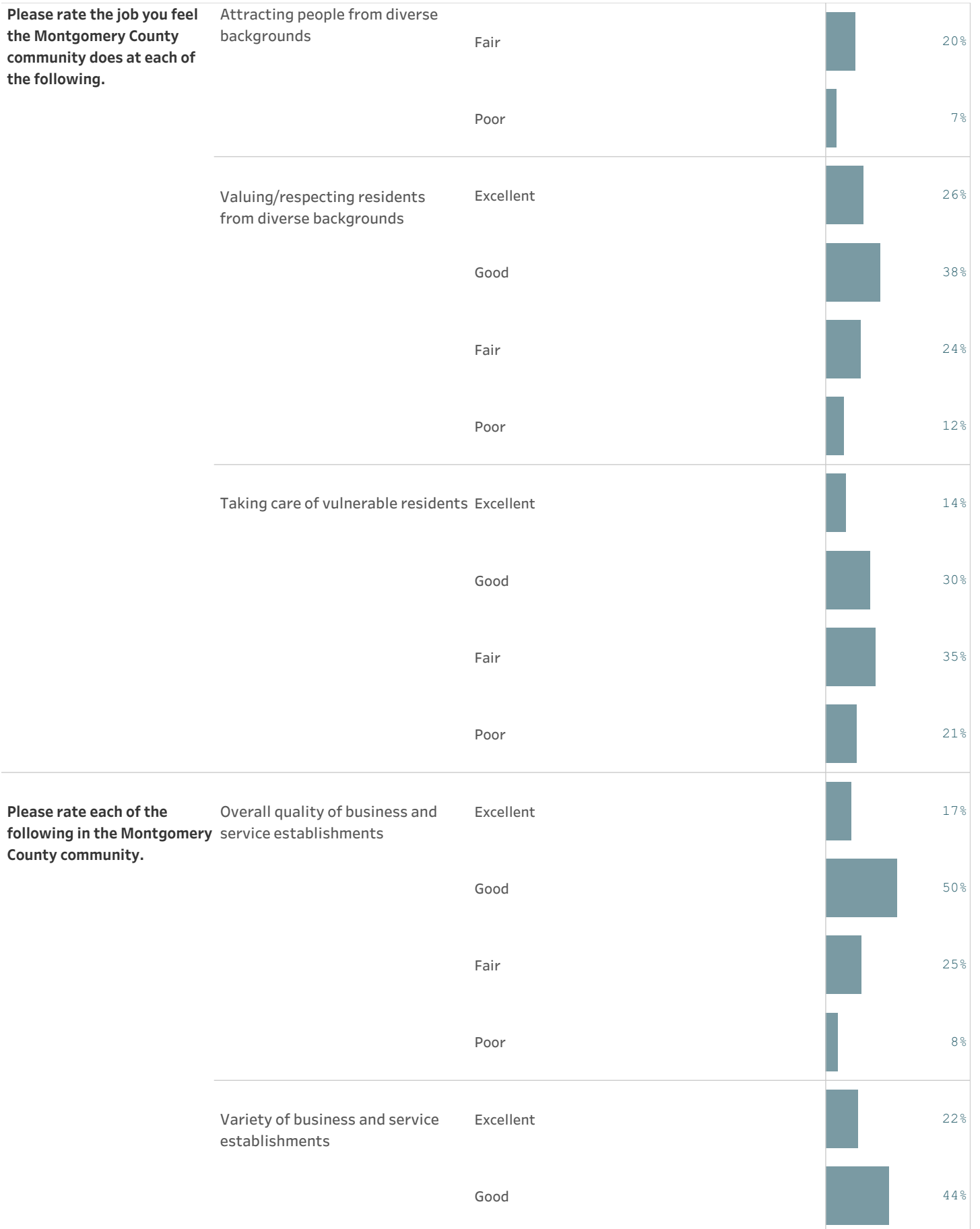






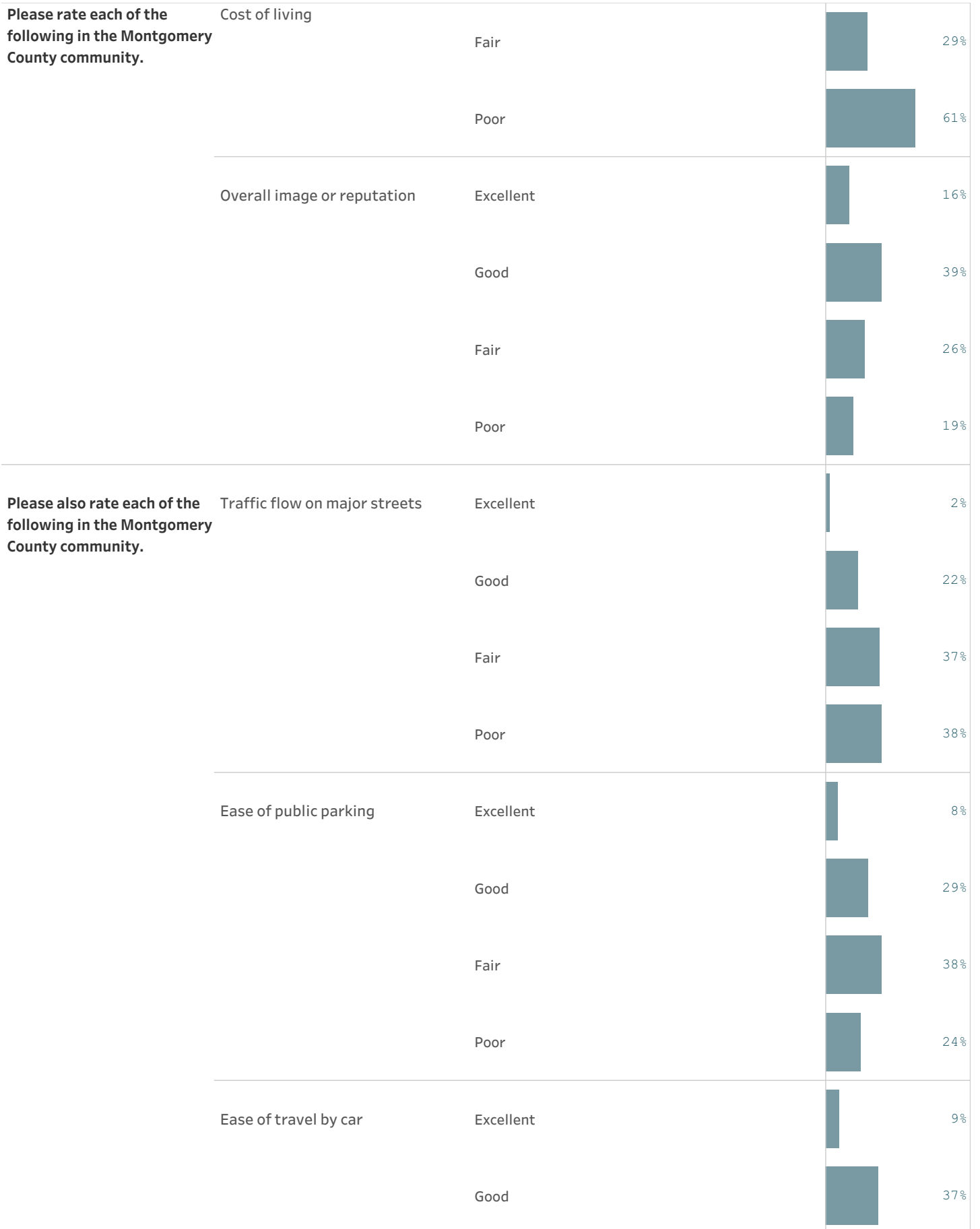




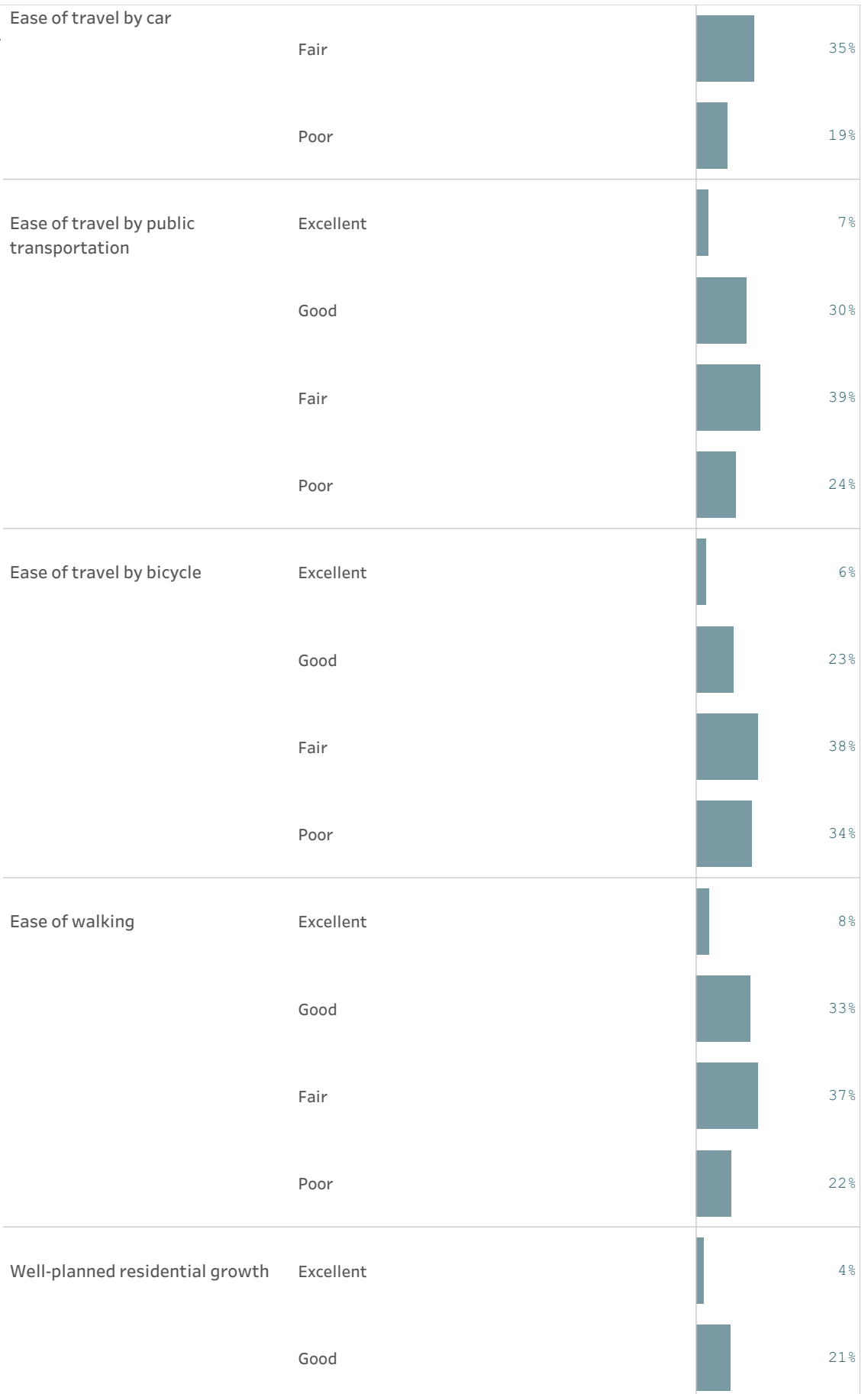


Please rate each of the following in the Montgomery County community.

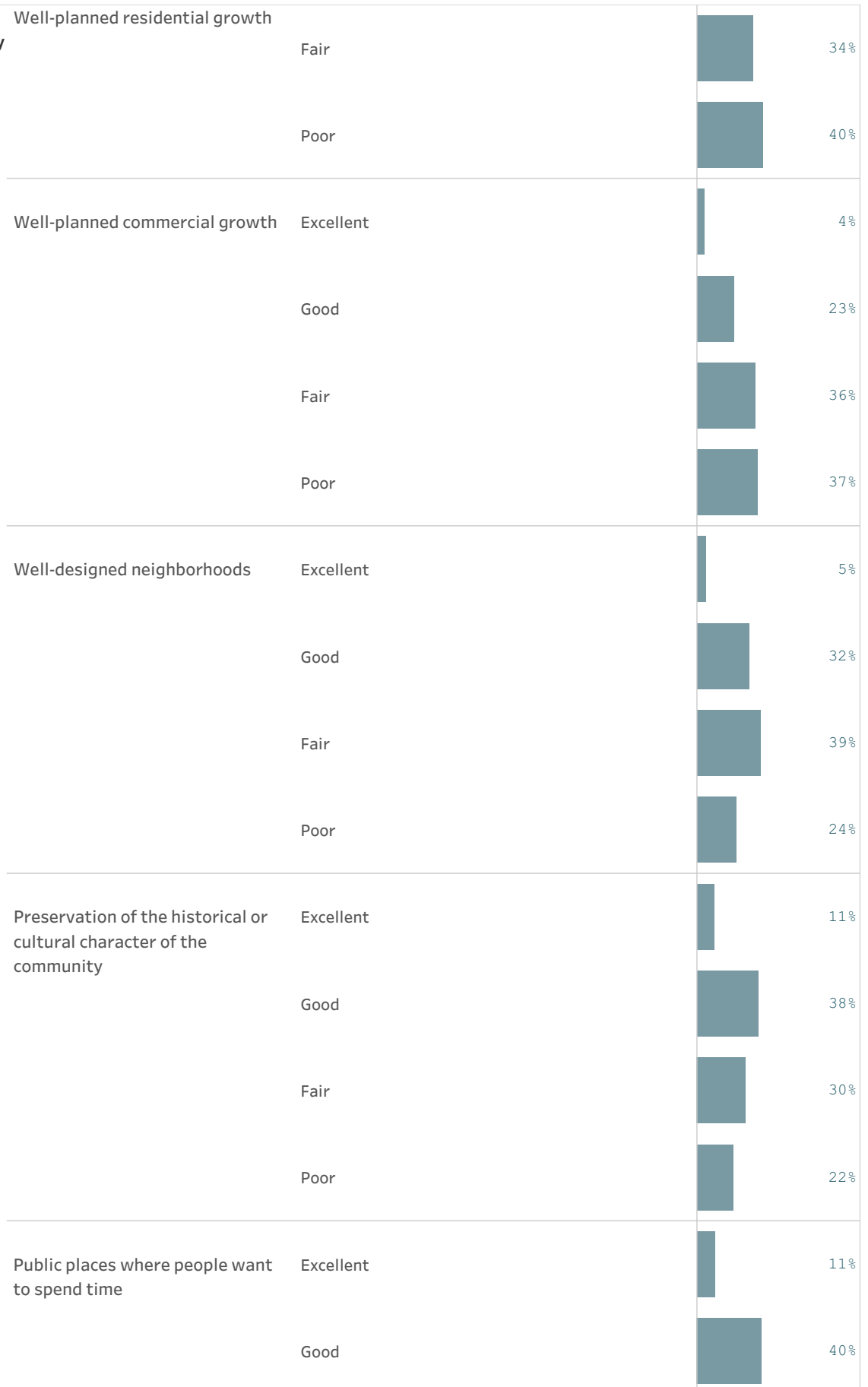




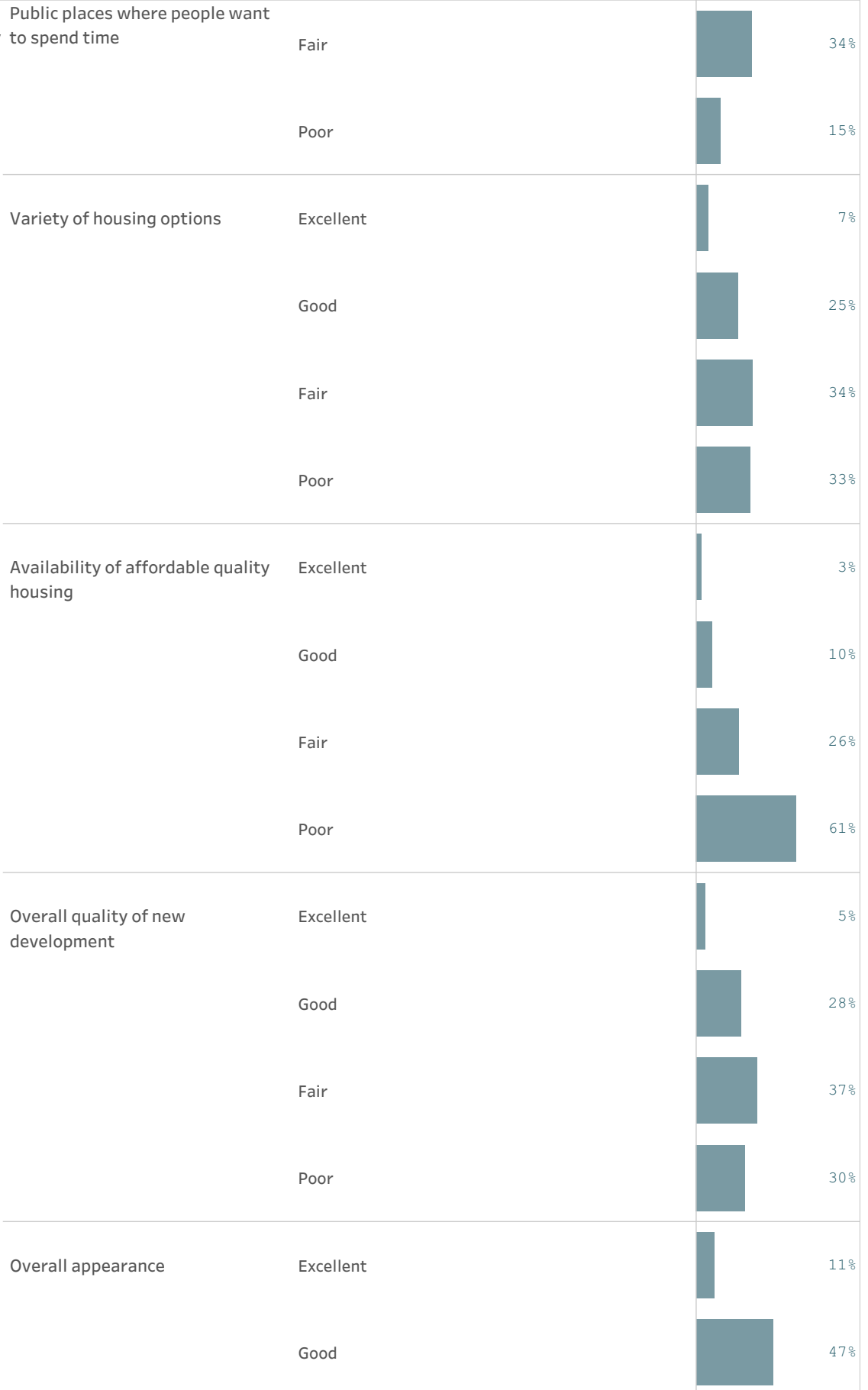
Please also rate each of the following in the Montgomery County community.



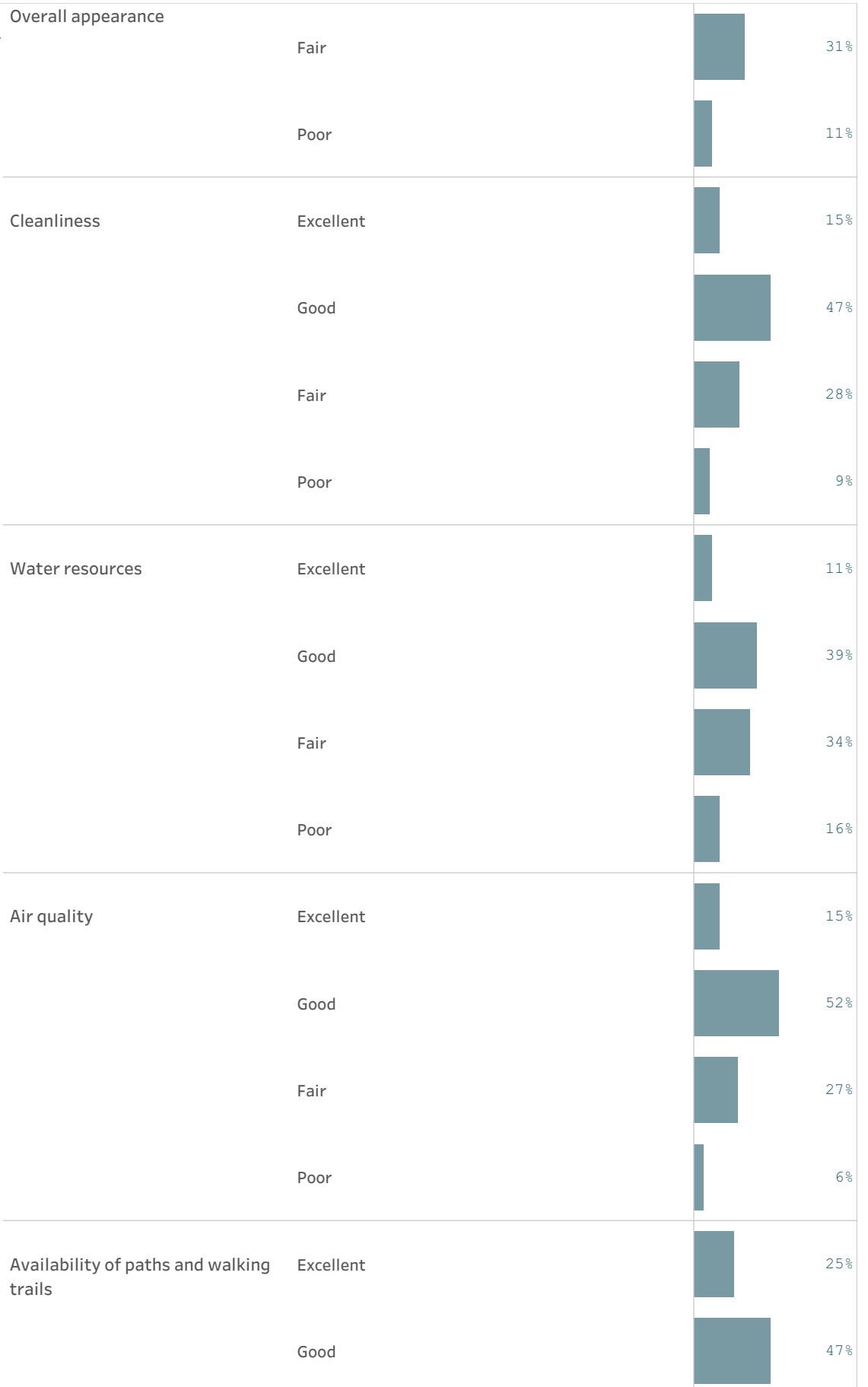
Please also rate each of the following in the Montgomery County community.



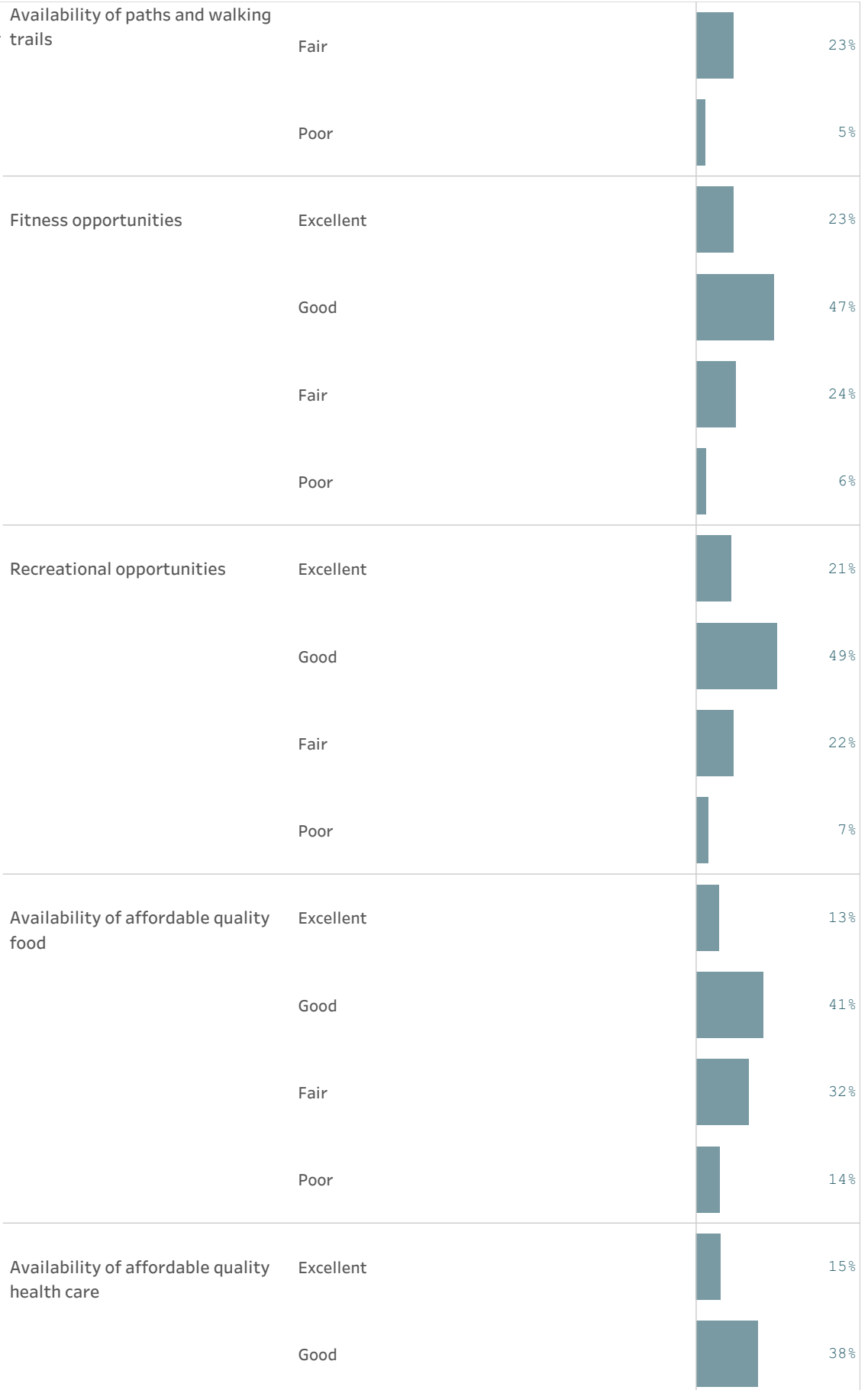
Please also rate each of the following in the Montgomery County community.



Please also rate each of the following in the Montgomery County community.



Please also rate each of the following in the Montgomery County community.



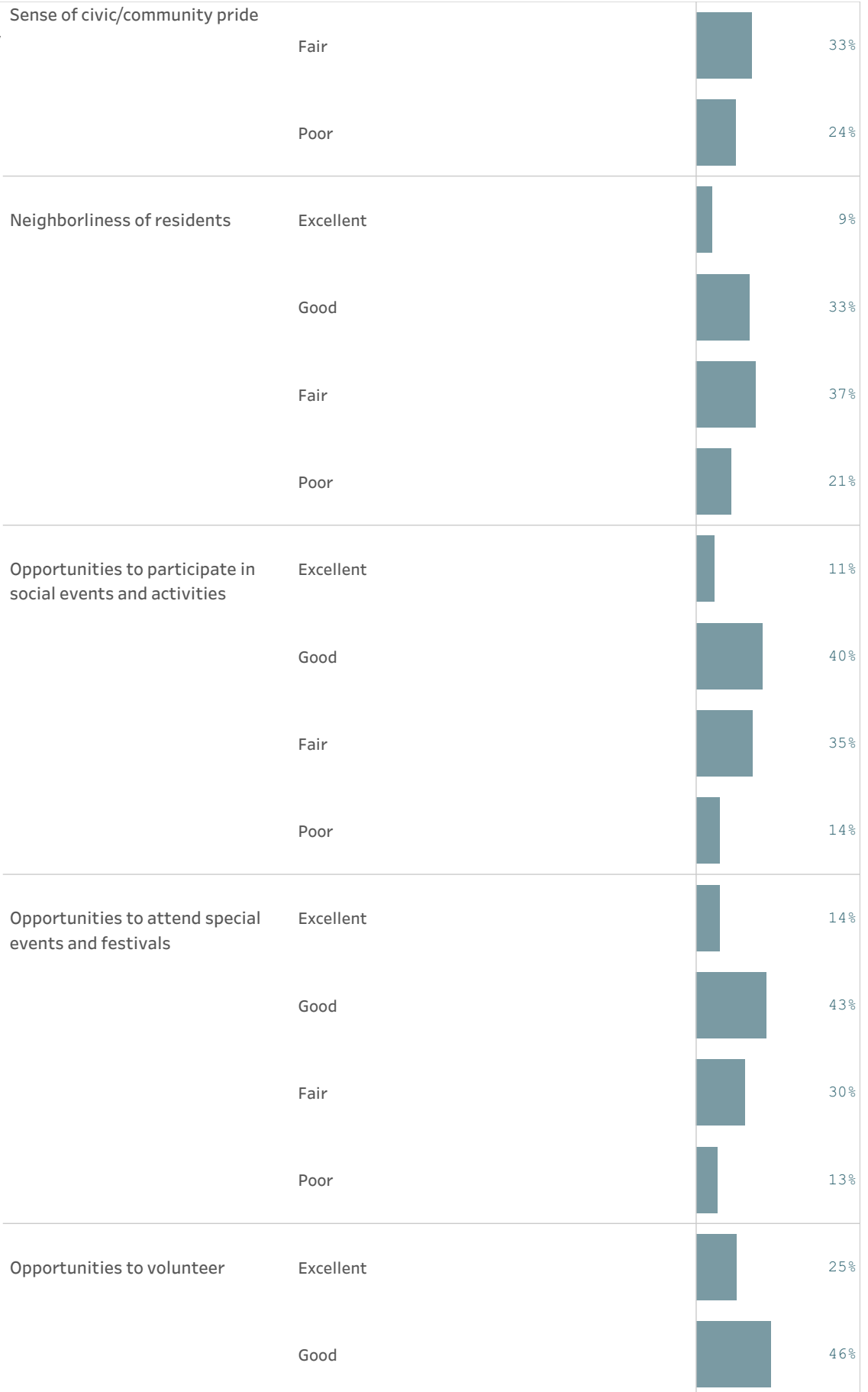
Please also rate each of the following in the Montgomery County community.

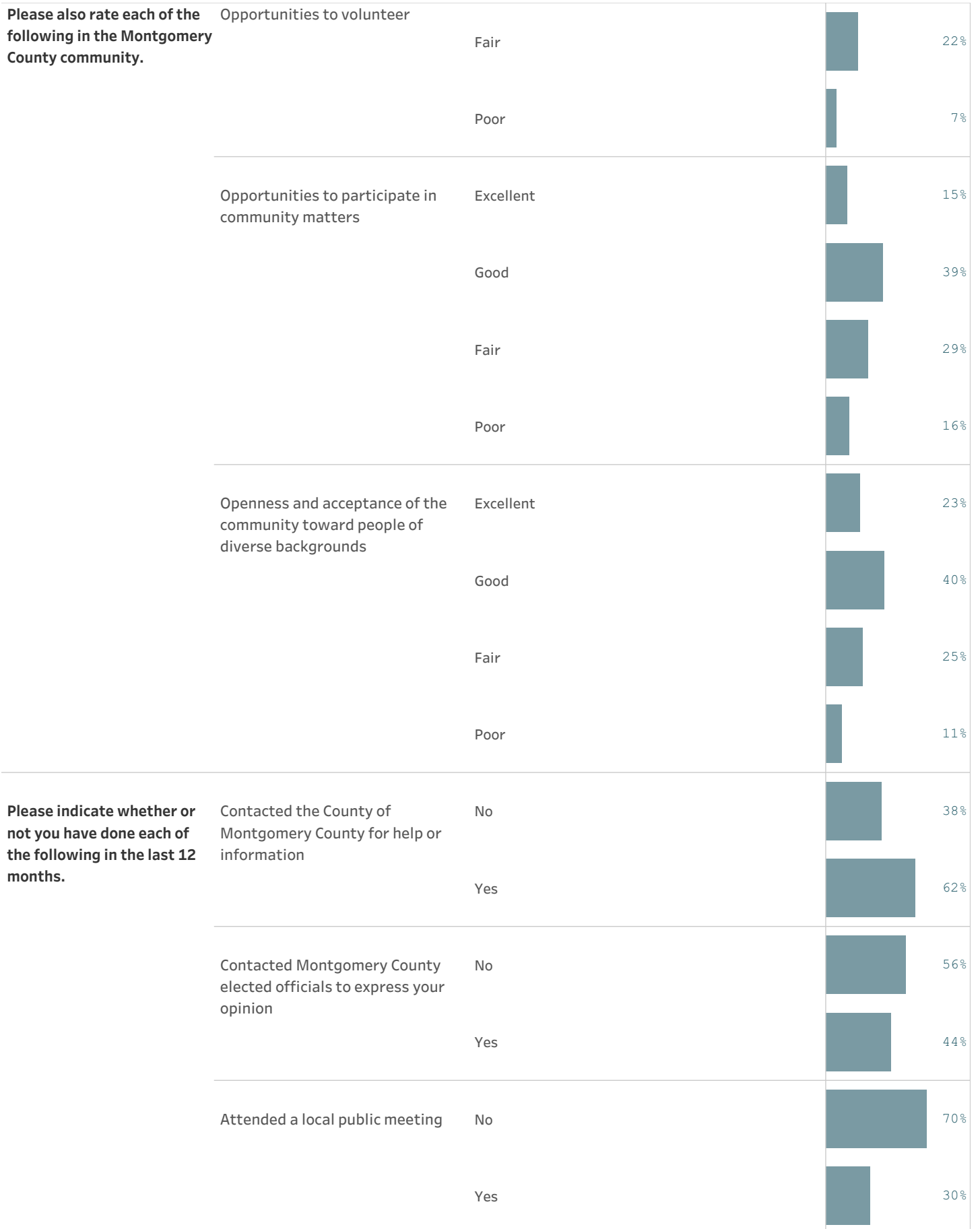


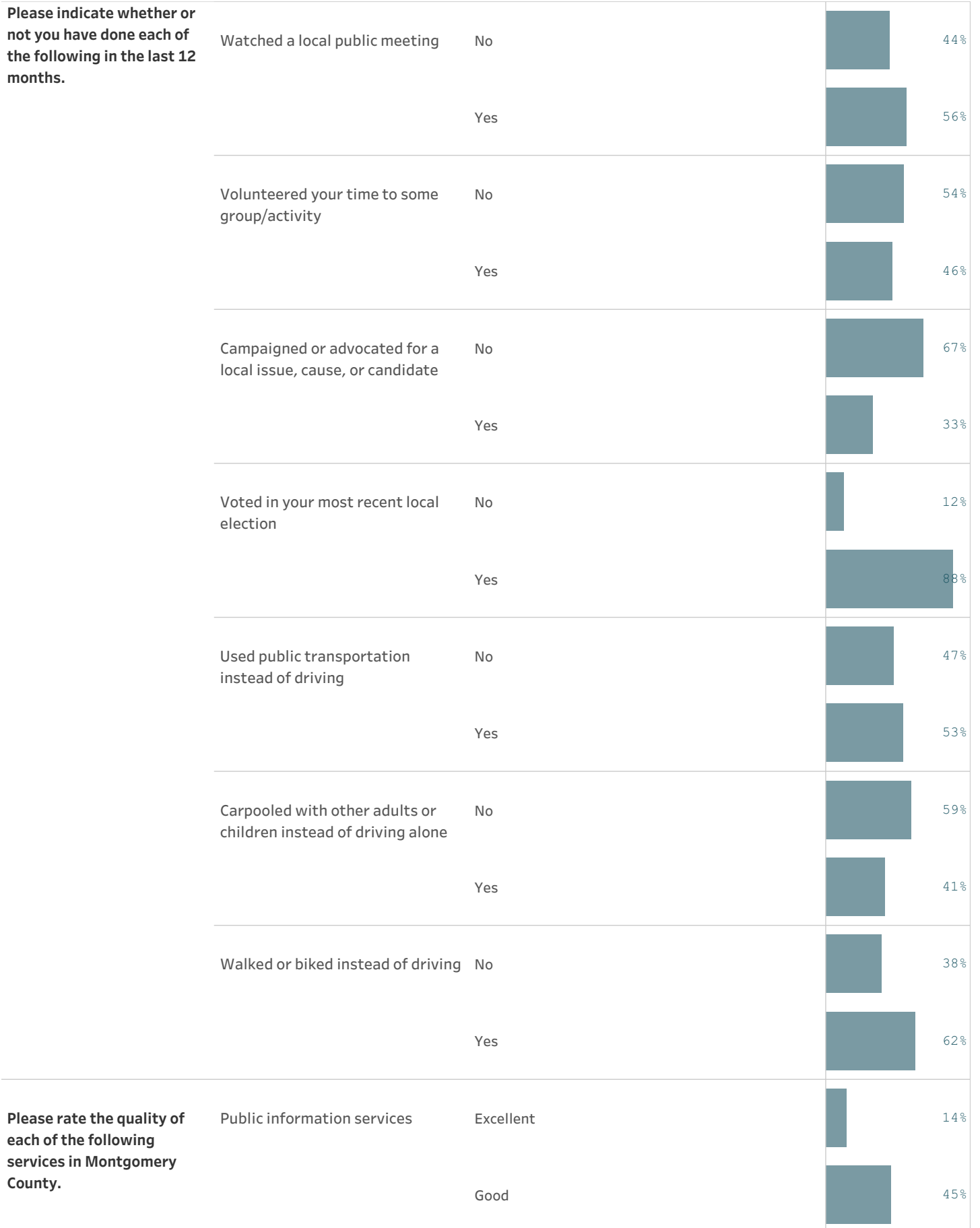
Please also rate each of the following in the Montgomery County community.



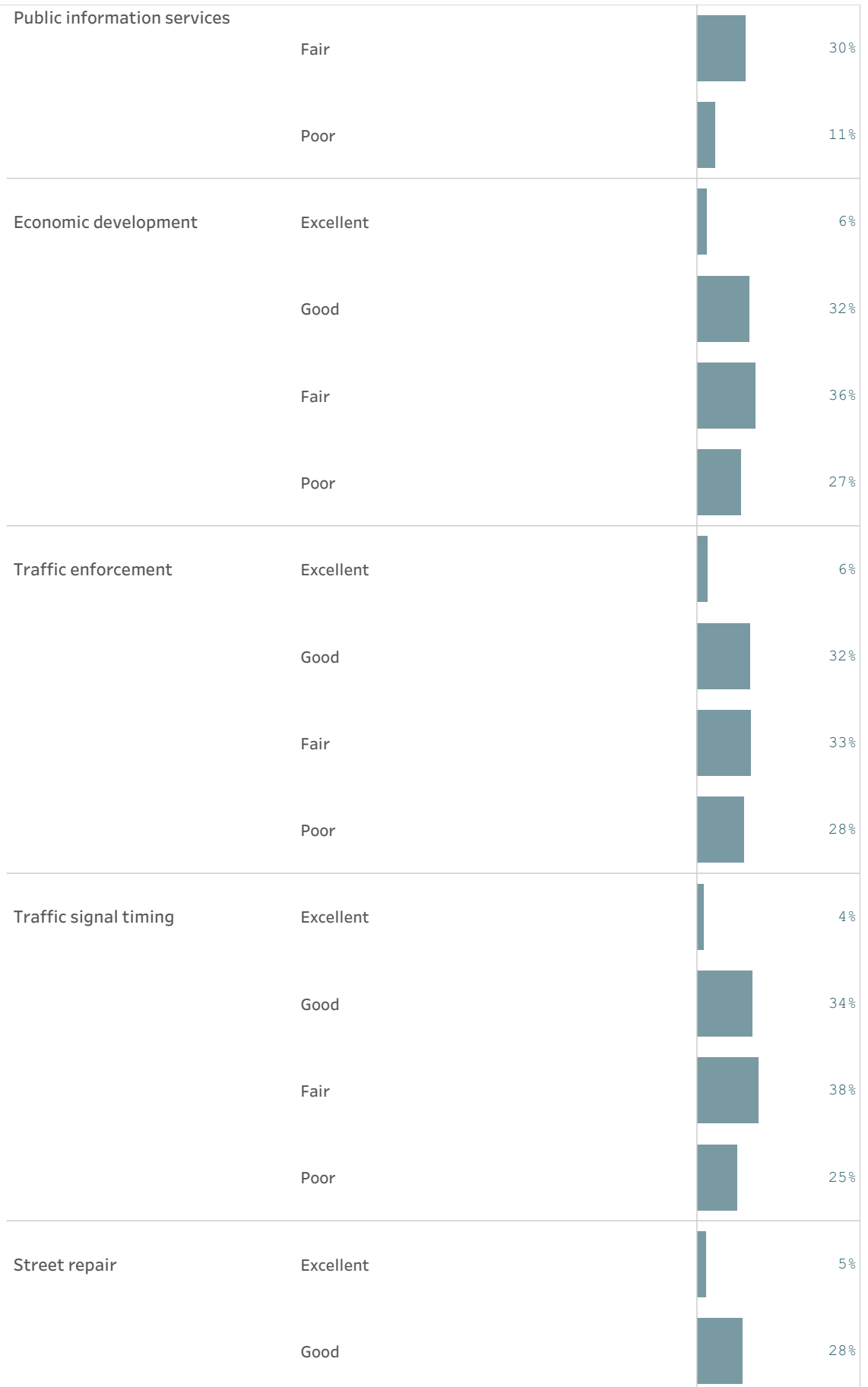
Please also rate each of the following in the Montgomery County community.



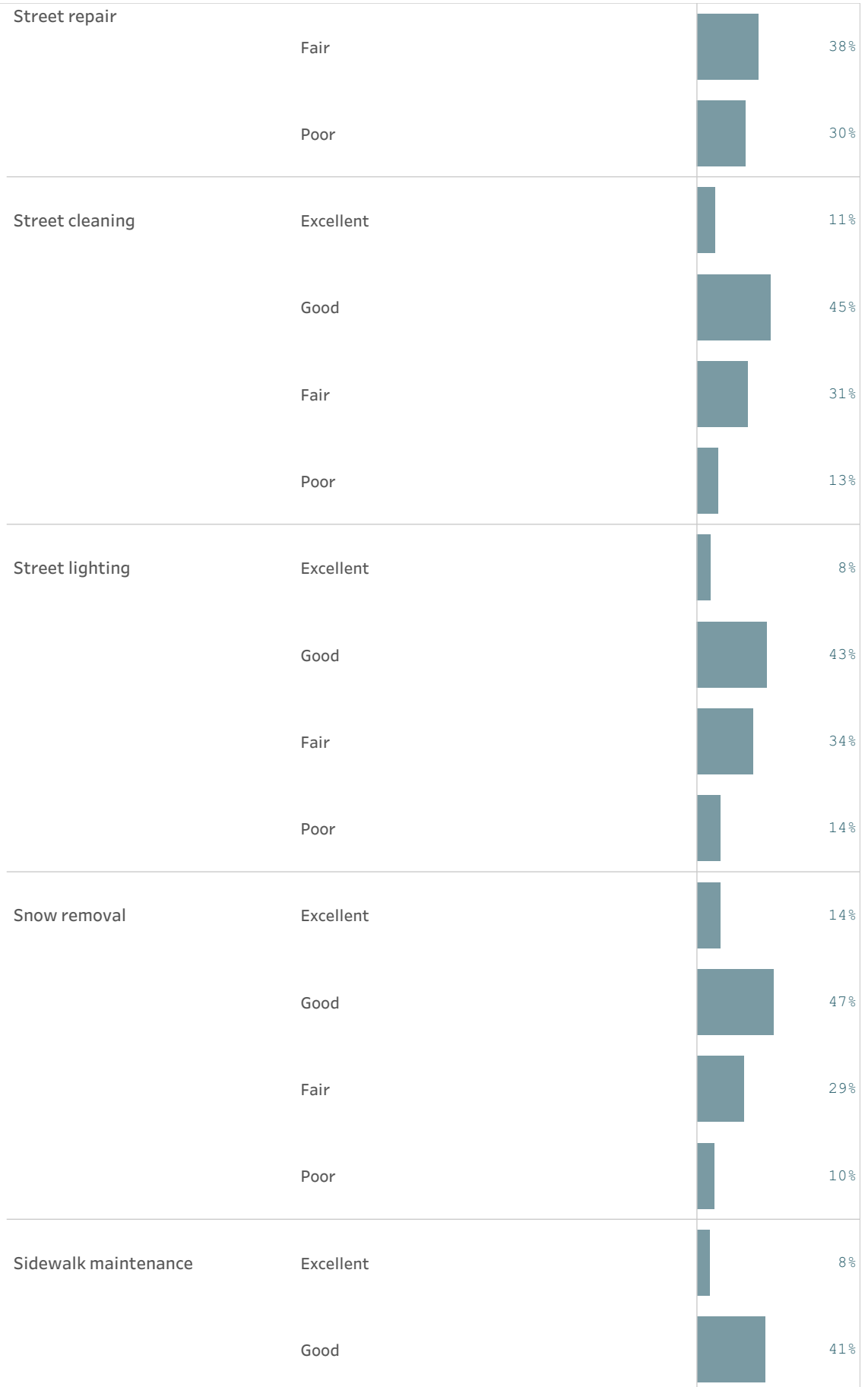




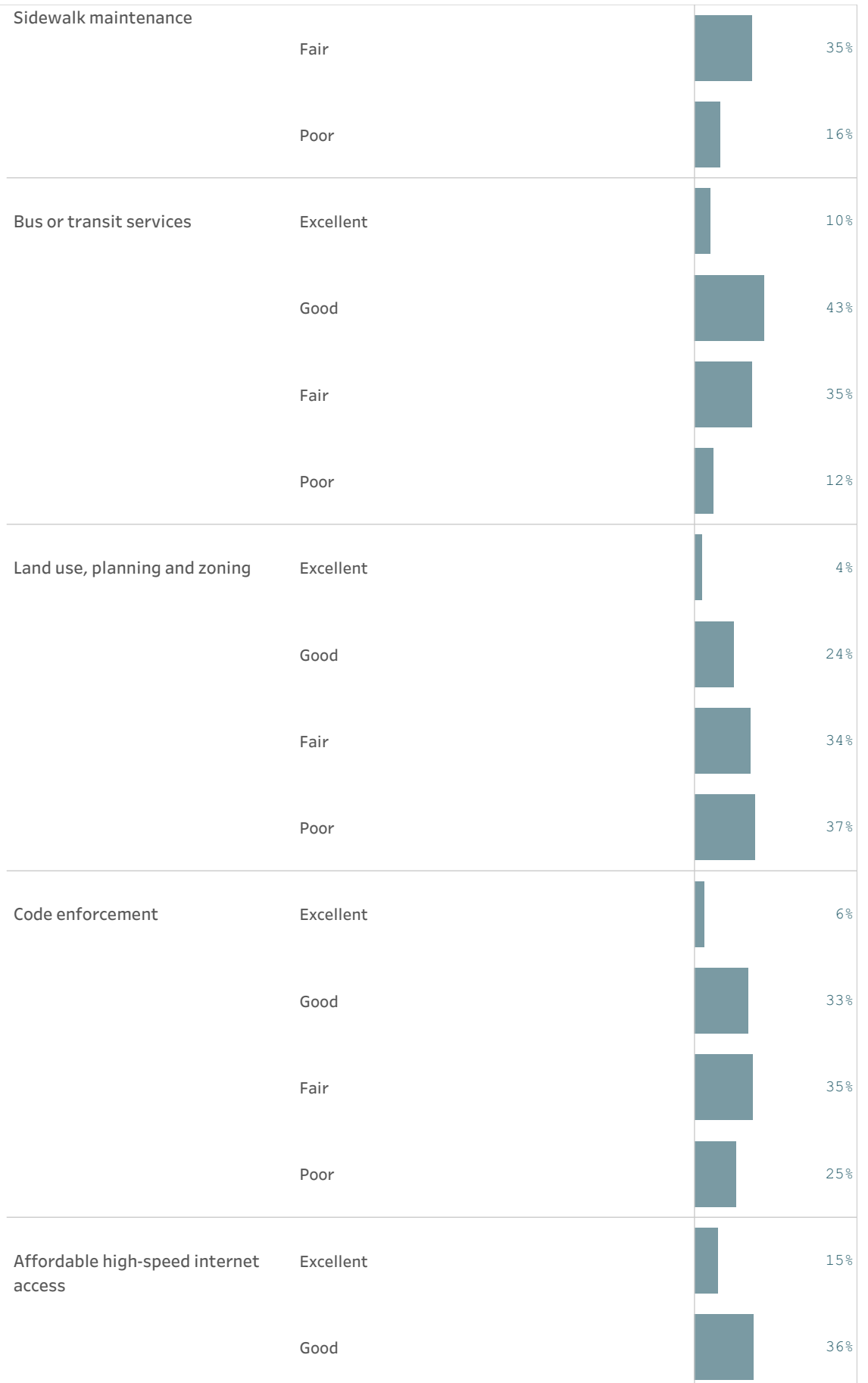
Please rate the quality of each of the following services in Montgomery County.



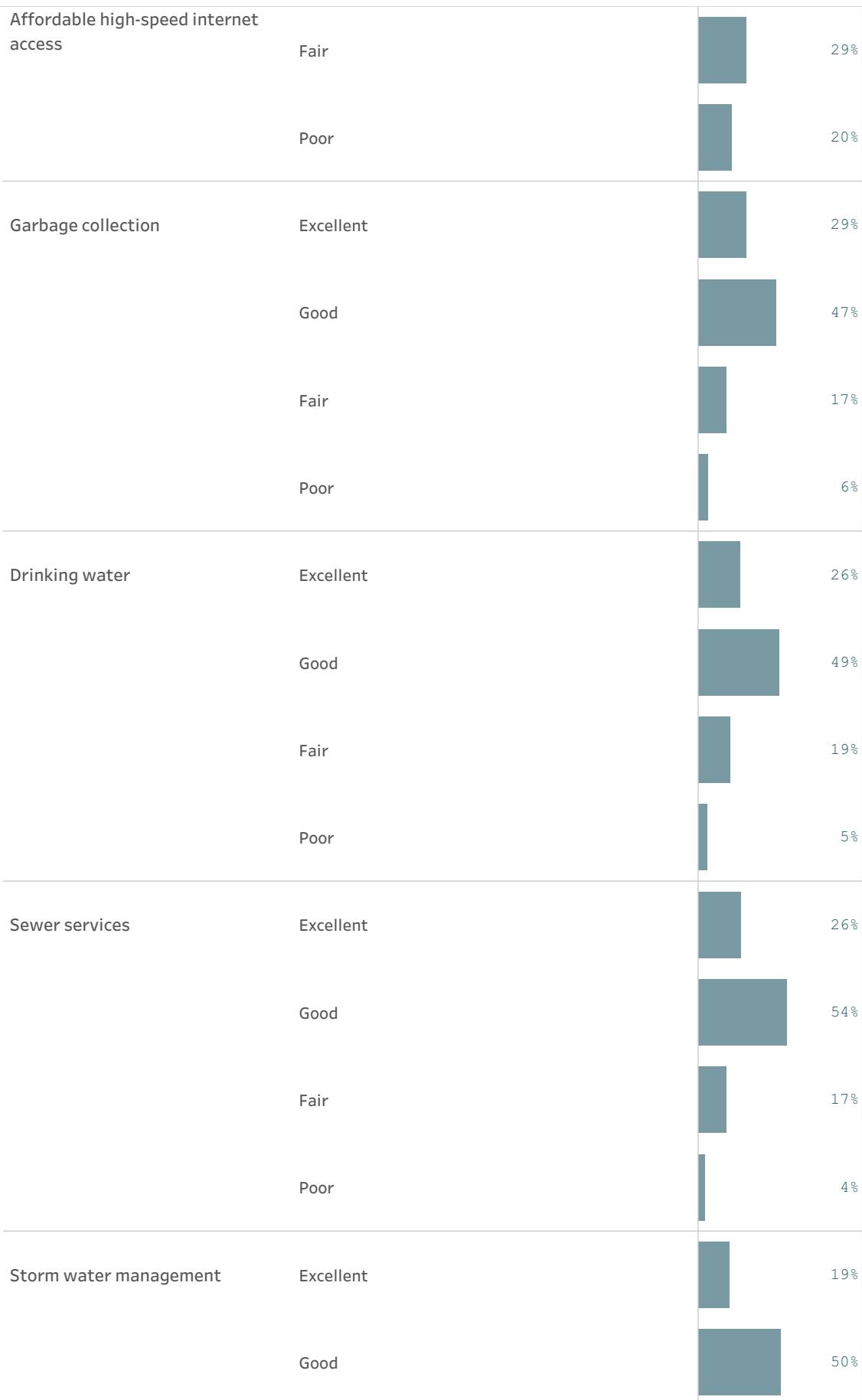
Please rate the quality of each of the following services in Montgomery County.



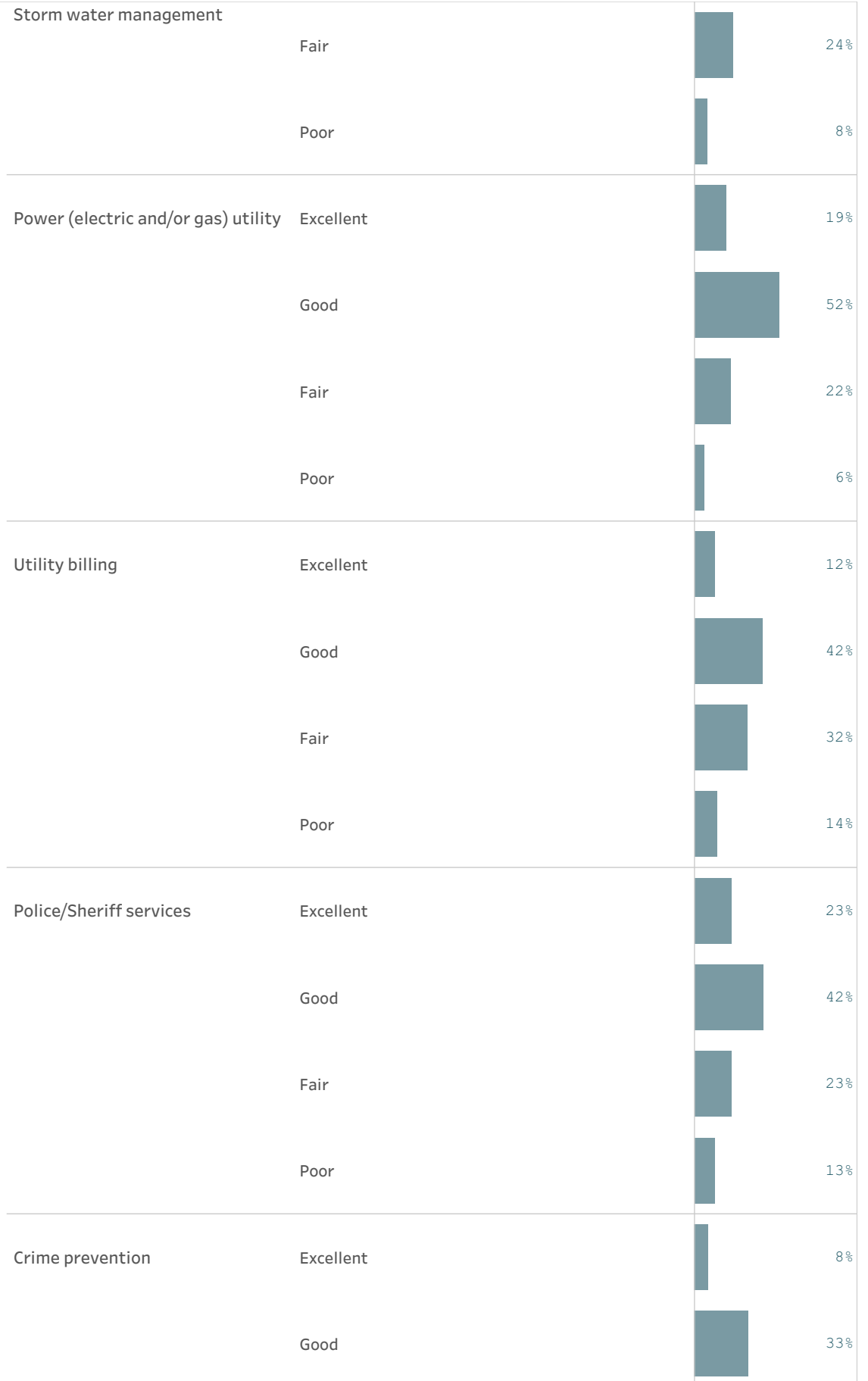
Please rate the quality of each of the following services in Montgomery County.



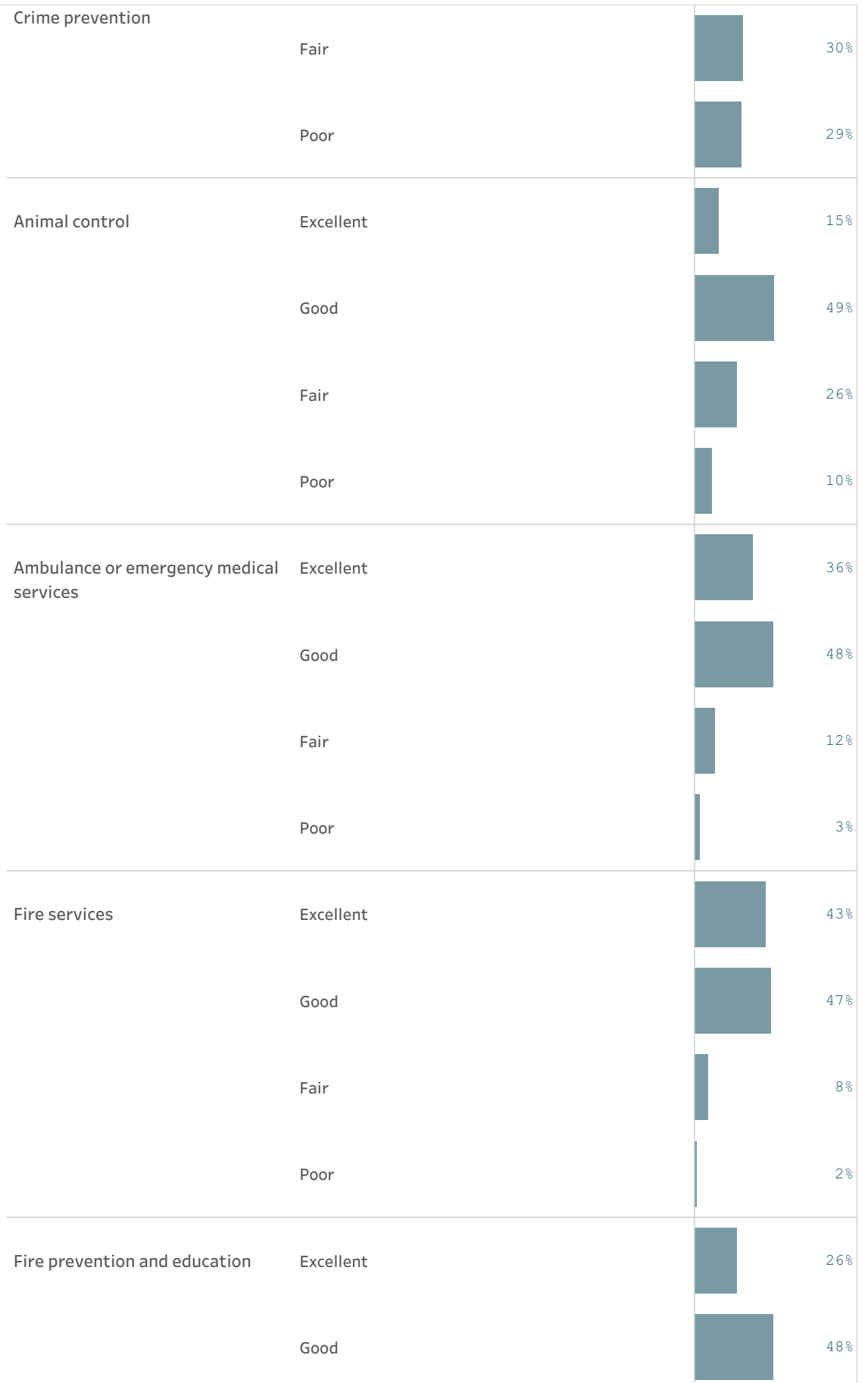
Please rate the quality of each of the following services in Montgomery County.



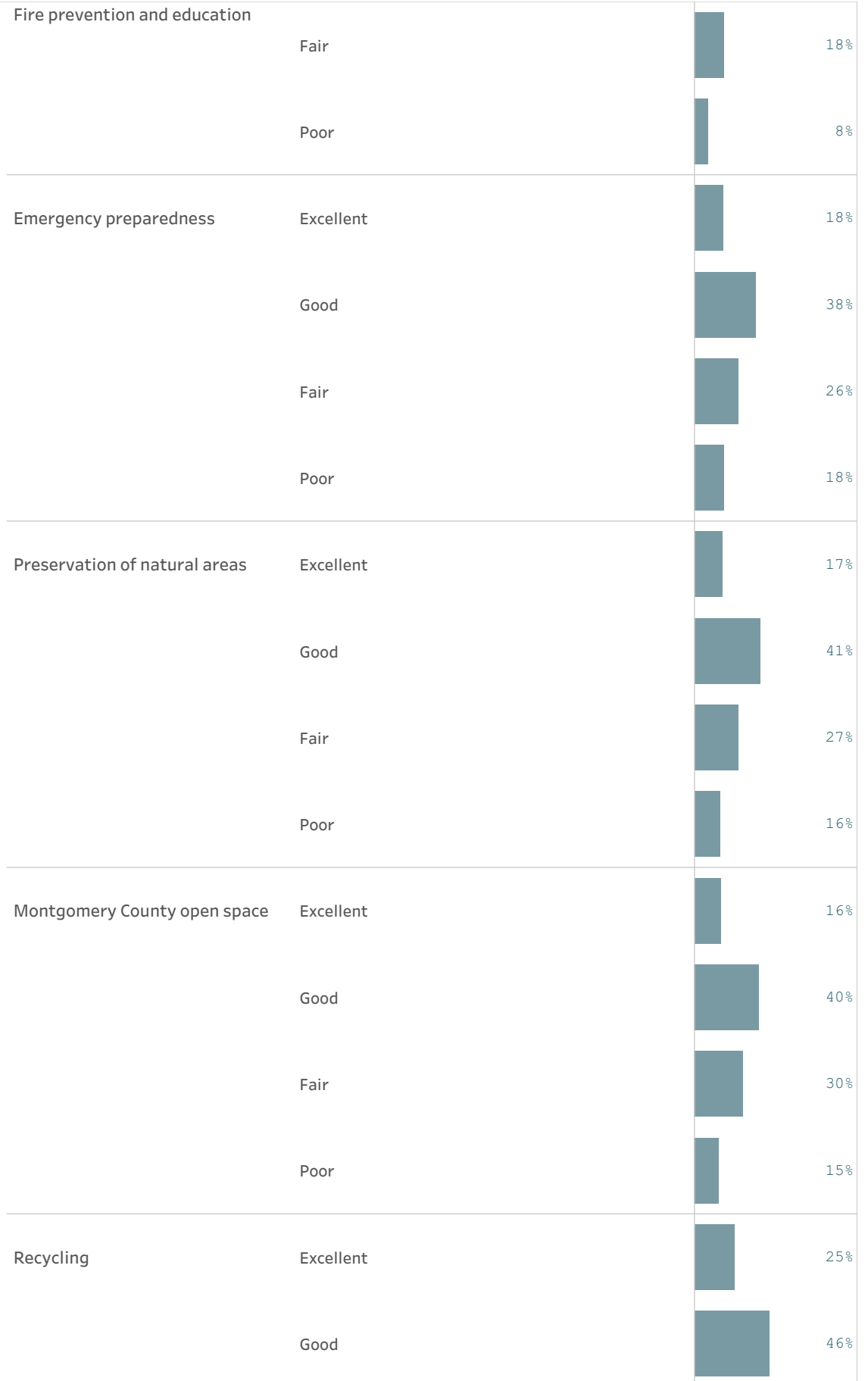
Please rate the quality of each of the following services in Montgomery County.



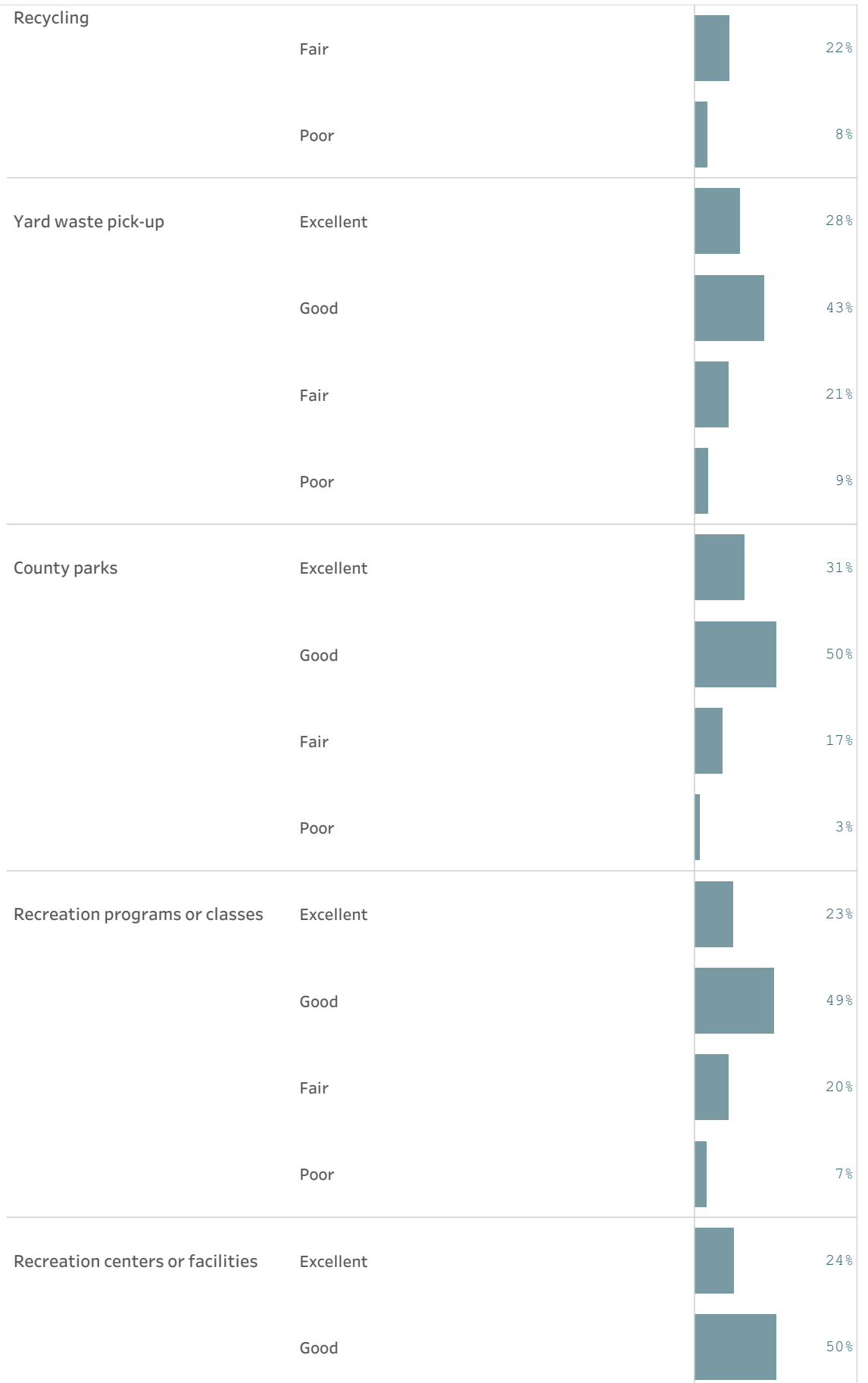
Please rate the quality of each of the following services in Montgomery County.



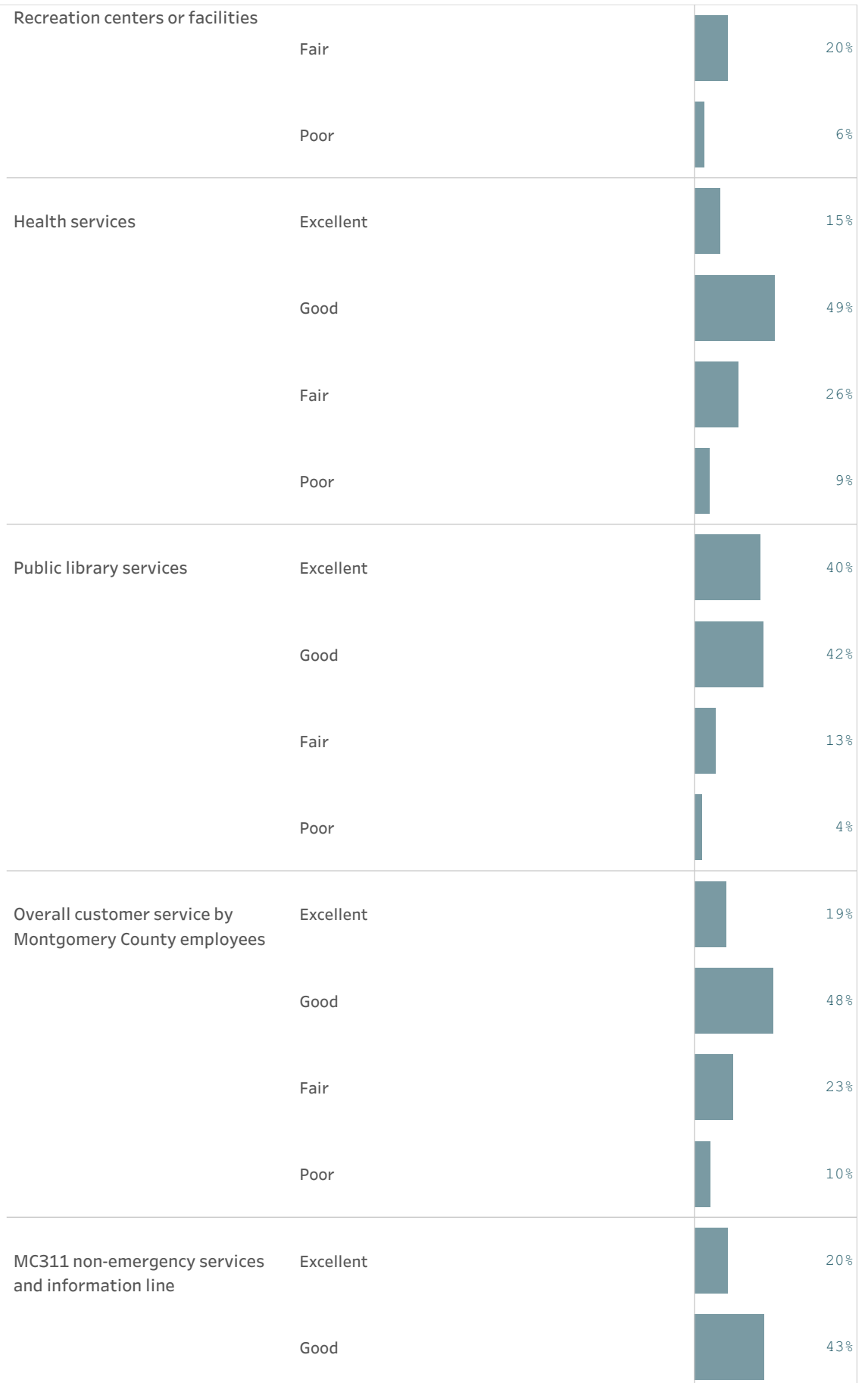
Please rate the quality of each of the following services in Montgomery County.



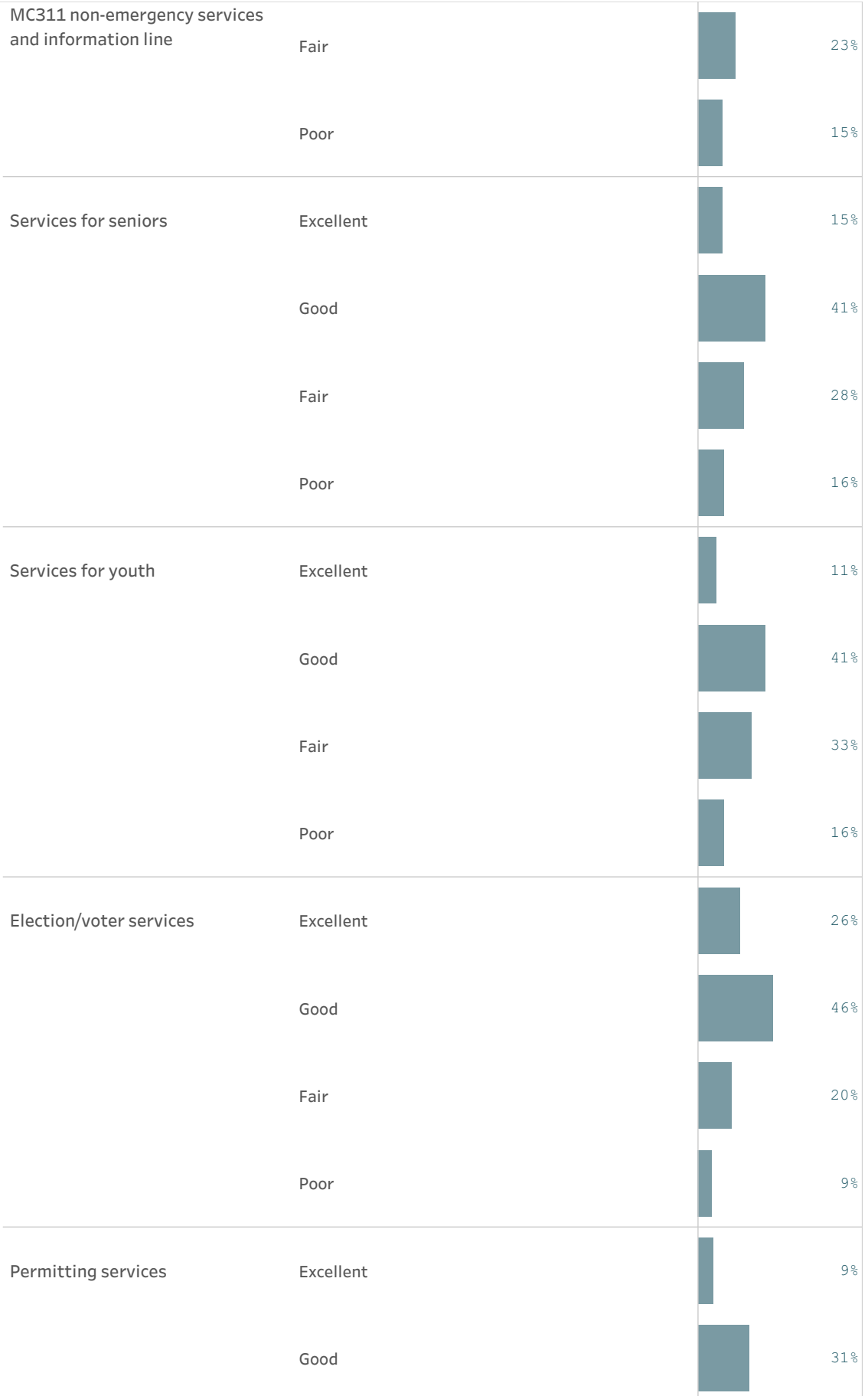
Please rate the quality of each of the following services in Montgomery County.



















Please rate the quality of each of the following services in Montgomery County.

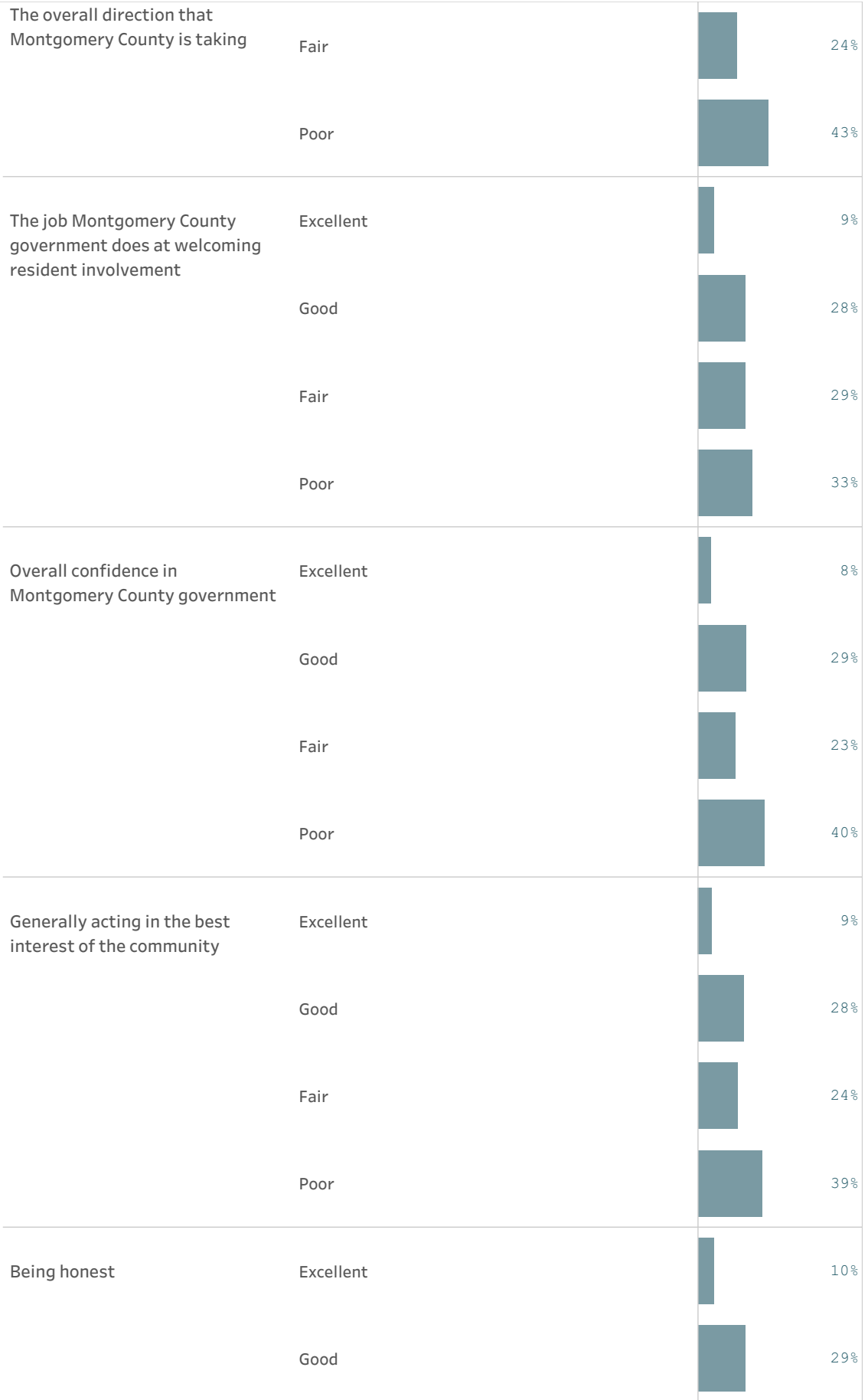


Please rate the quality of each of the following services in Montgomery County.



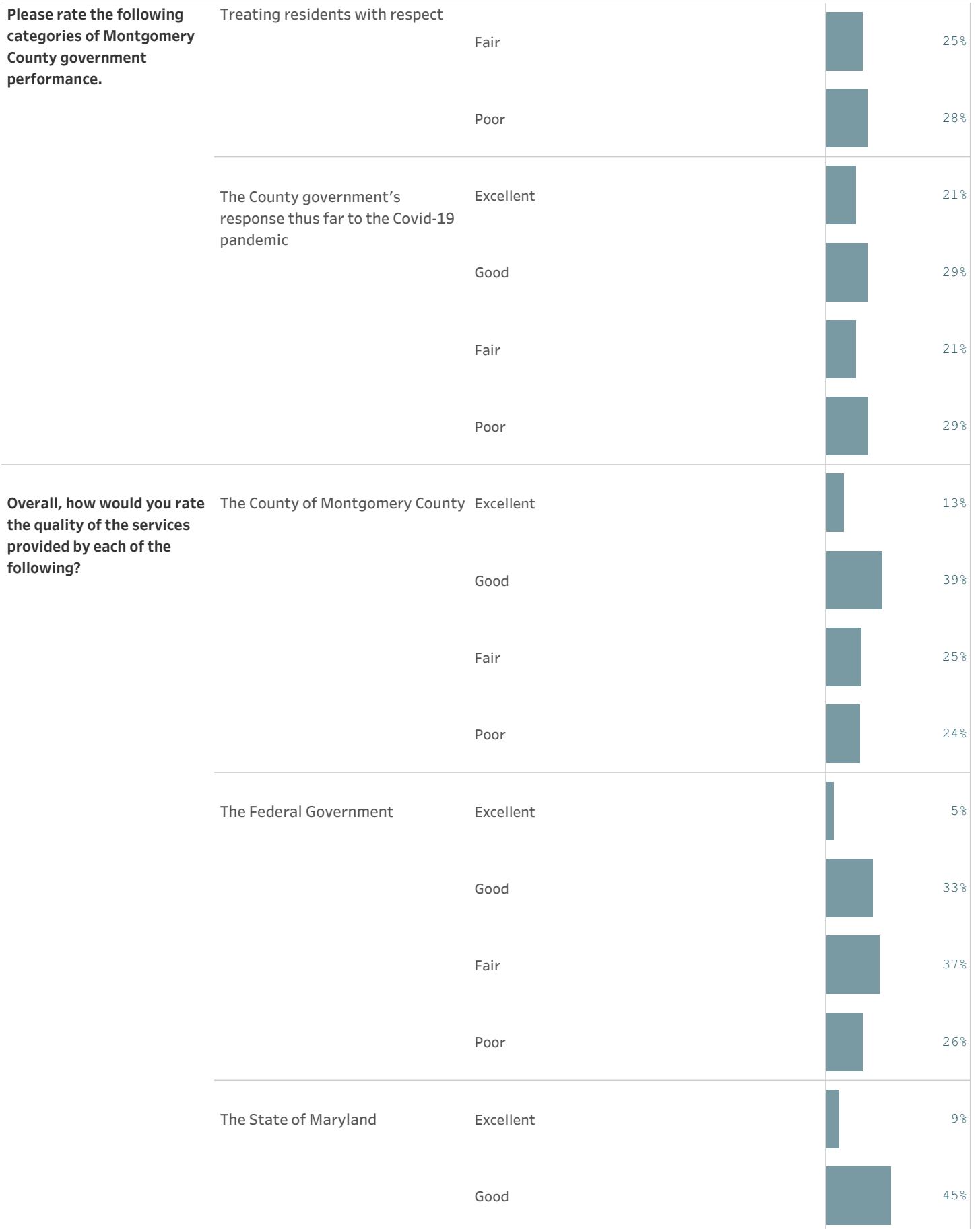
Please rate the quality of each of the following services in Montgomery County.	Permitting services	Fair		33%
		Poor		27%
	Consumer protection	Excellent		11%
		Good		37%
Fair			32%	
Poor			20%	
Alcohol sales	Excellent		10%	
	Good		32%	
	Fair		26%	
	Poor		32%	
Please rate the following categories of Montgomery County government performance.	The value of services for the taxes paid to Montgomery County	Excellent		8%
		Good		28%
		Fair		29%
		Poor		34%
The overall direction that Montgomery County is taking	Excellent		6%	
	Good		27%	

















Please rate the following categories of Montgomery County government performance.



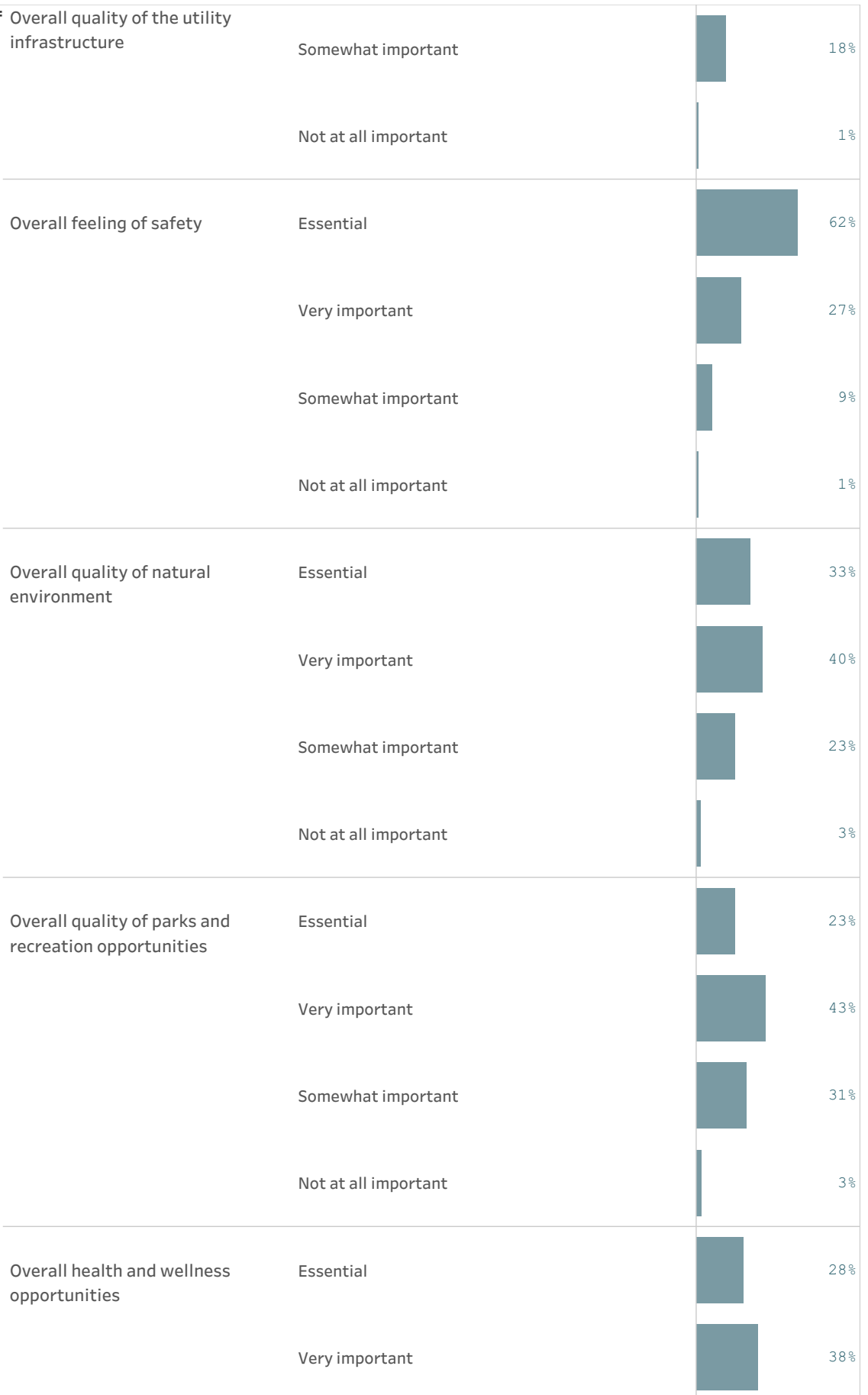
Please rate the following categories of Montgomery County government performance.

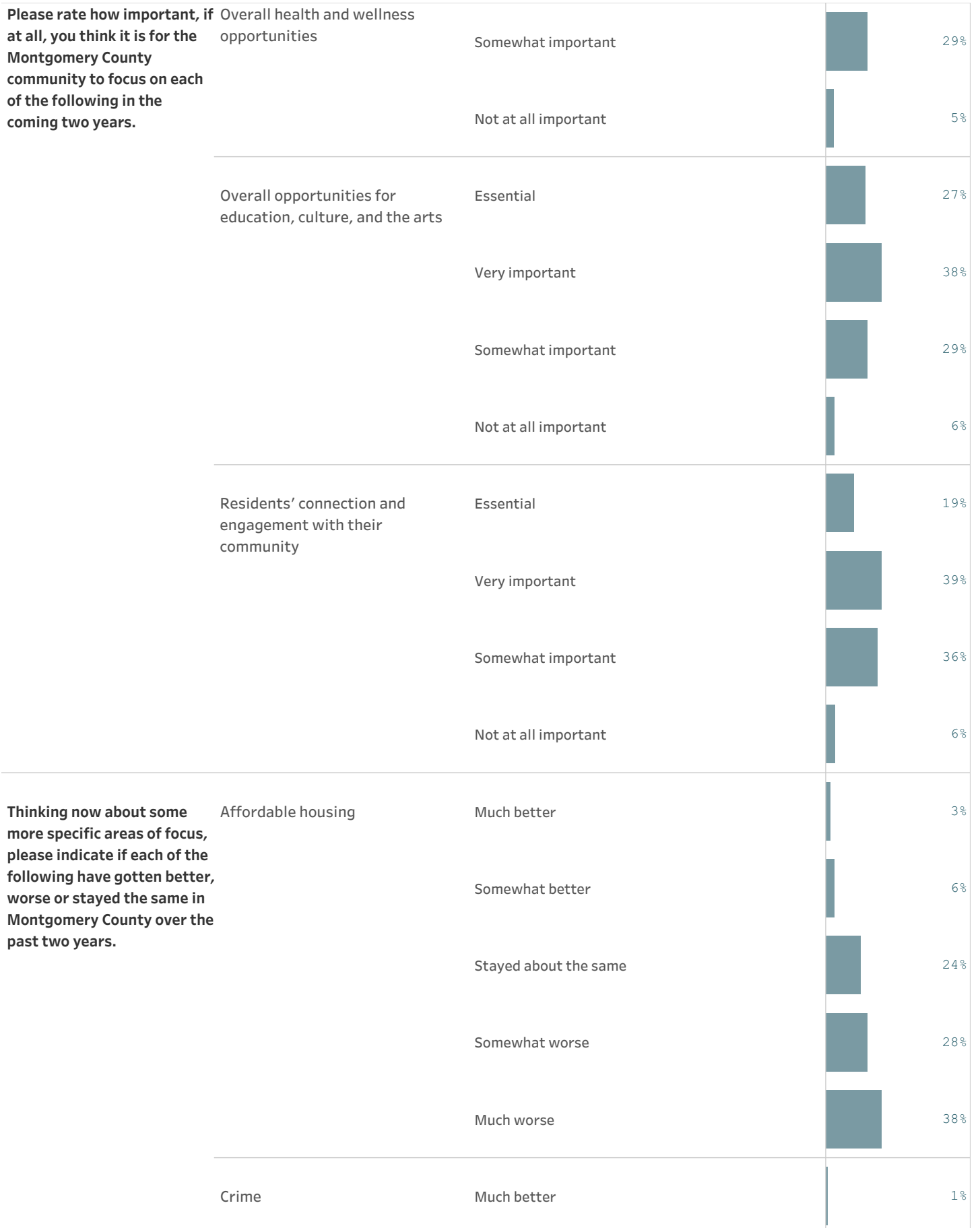




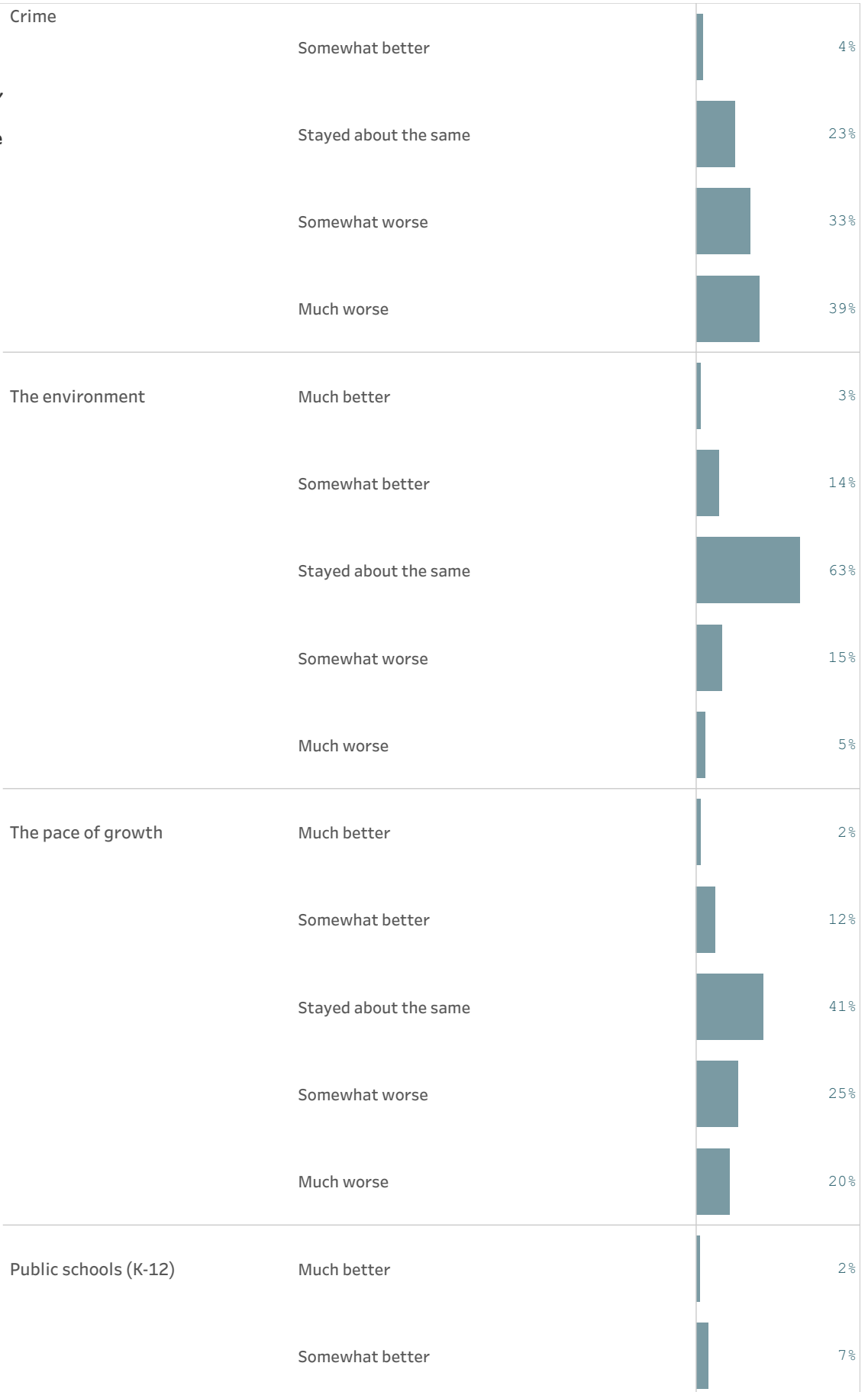
Overall, how would you rate the quality of the services provided by each of the following?	The State of Maryland	Fair		34%
		Poor		12%
Please rate how important, if at all, you think it is for the Montgomery County community to focus on each of the following in the coming two years.	Overall economic health	Essential		52%
		Very important		35%
		Somewhat important		12%
		Not at all important		1%
Overall quality of the transportation system		Essential		39%
		Very important		34%
		Somewhat important		22%
		Not at all important		4%
Overall design or layout of residential and commercial areas		Essential		32%
		Very important		38%
		Somewhat important		26%
		Not at all important		5%
Overall quality of the utility infrastructure		Essential		42%
		Very important		38%

Please rate how important, if at all, you think it is for the Montgomery County community to focus on each of the following in the coming two years.

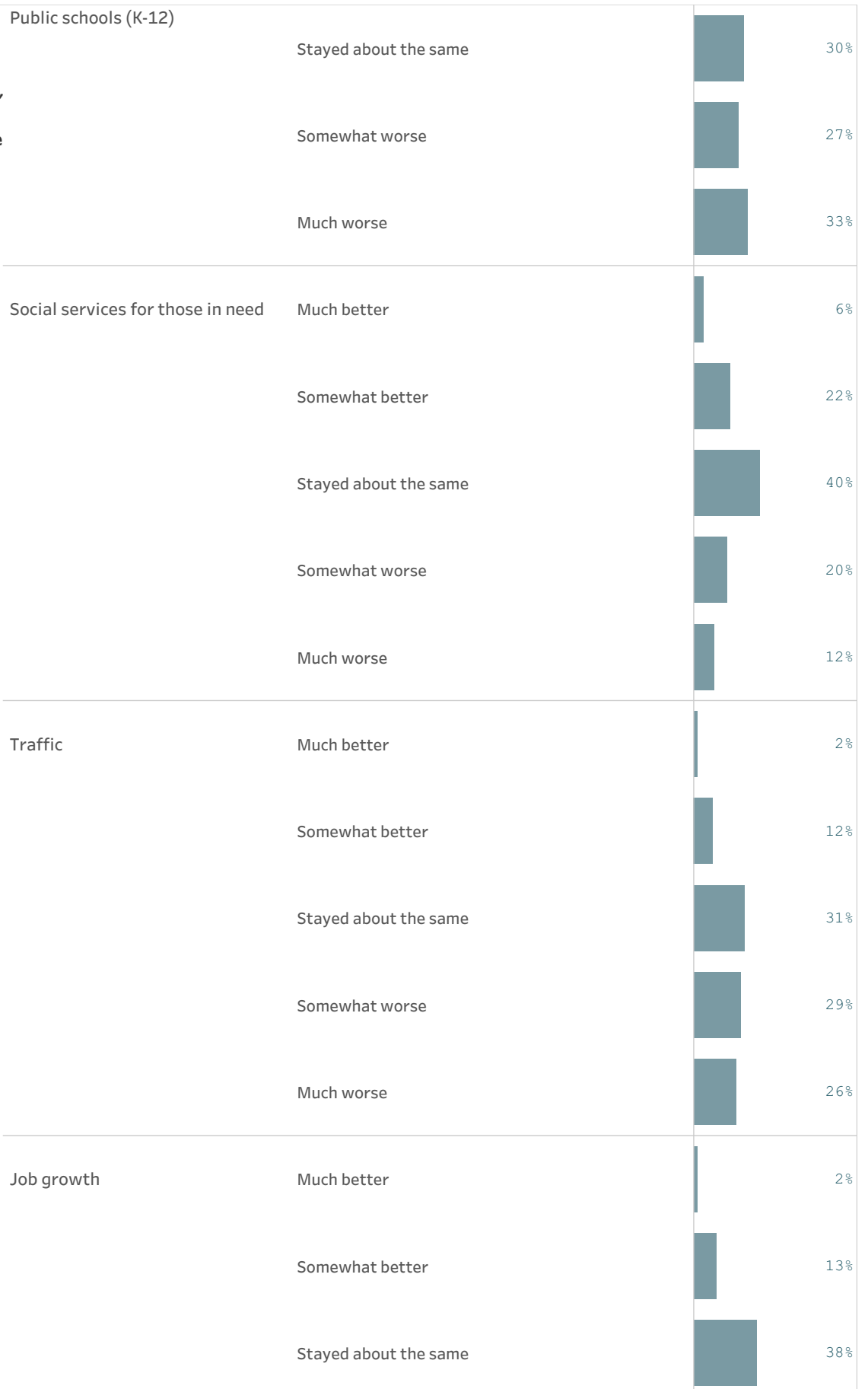


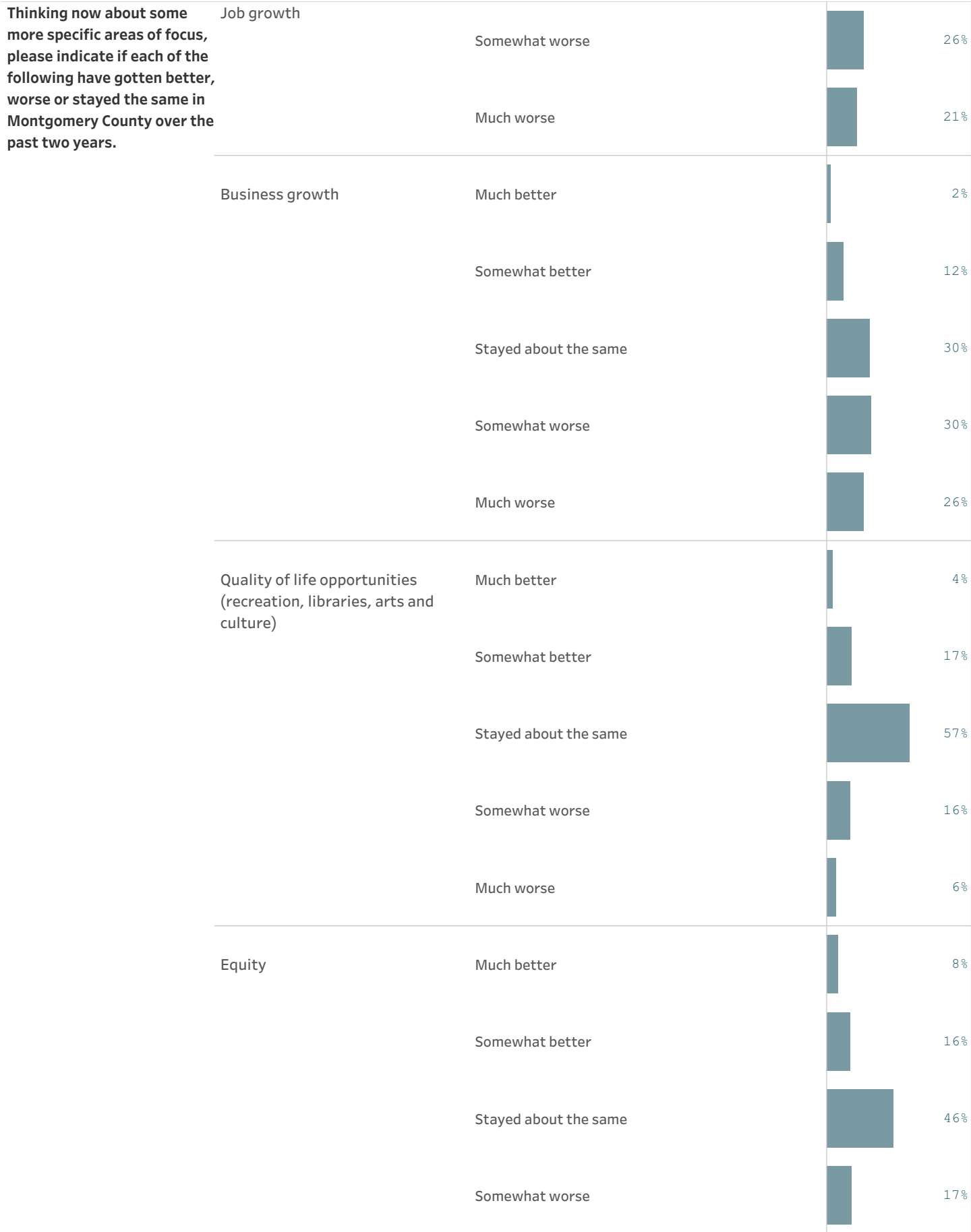


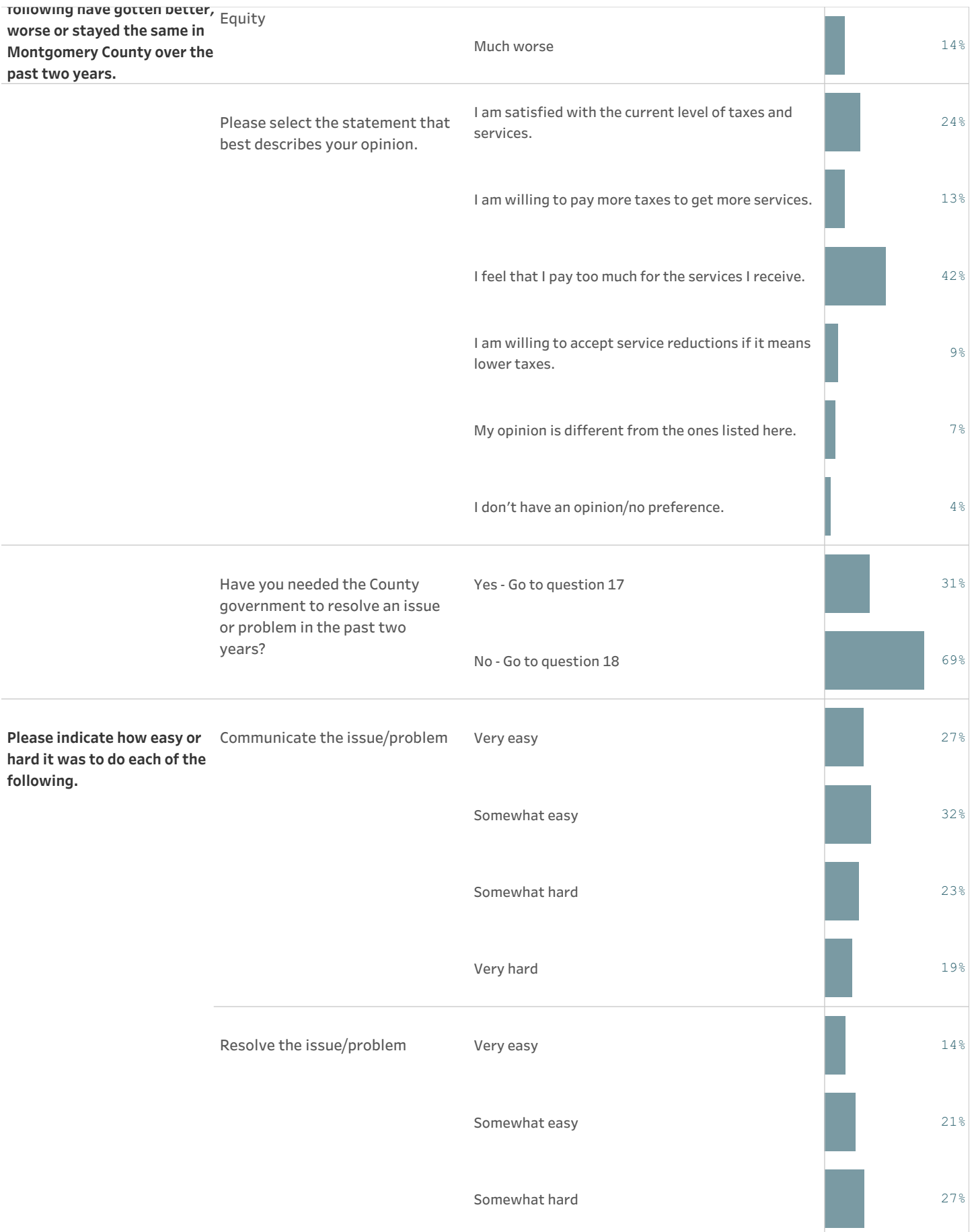
Thinking now about some more specific areas of focus, please indicate if each of the following have gotten better, worse or stayed the same in Montgomery County over the past two years.

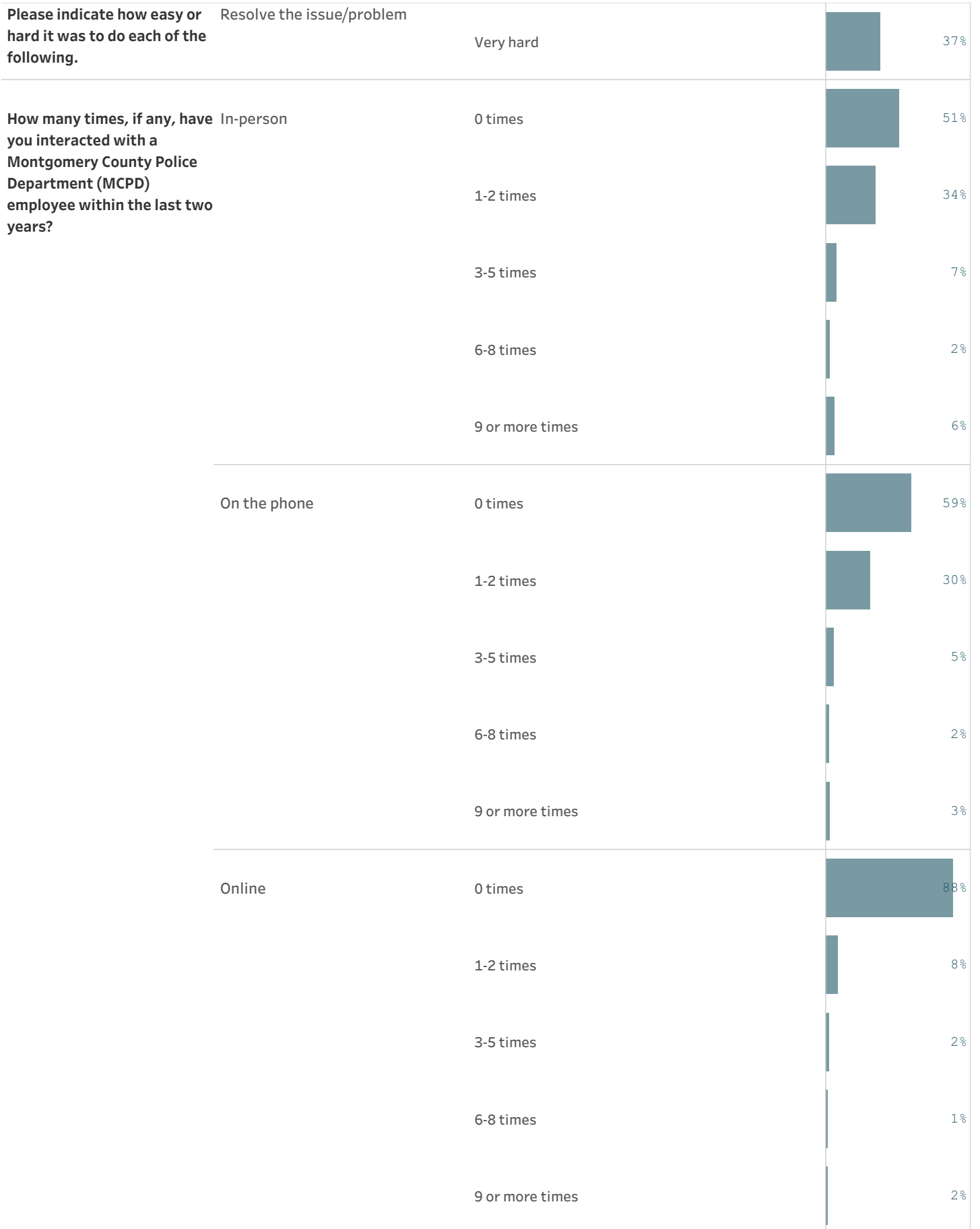


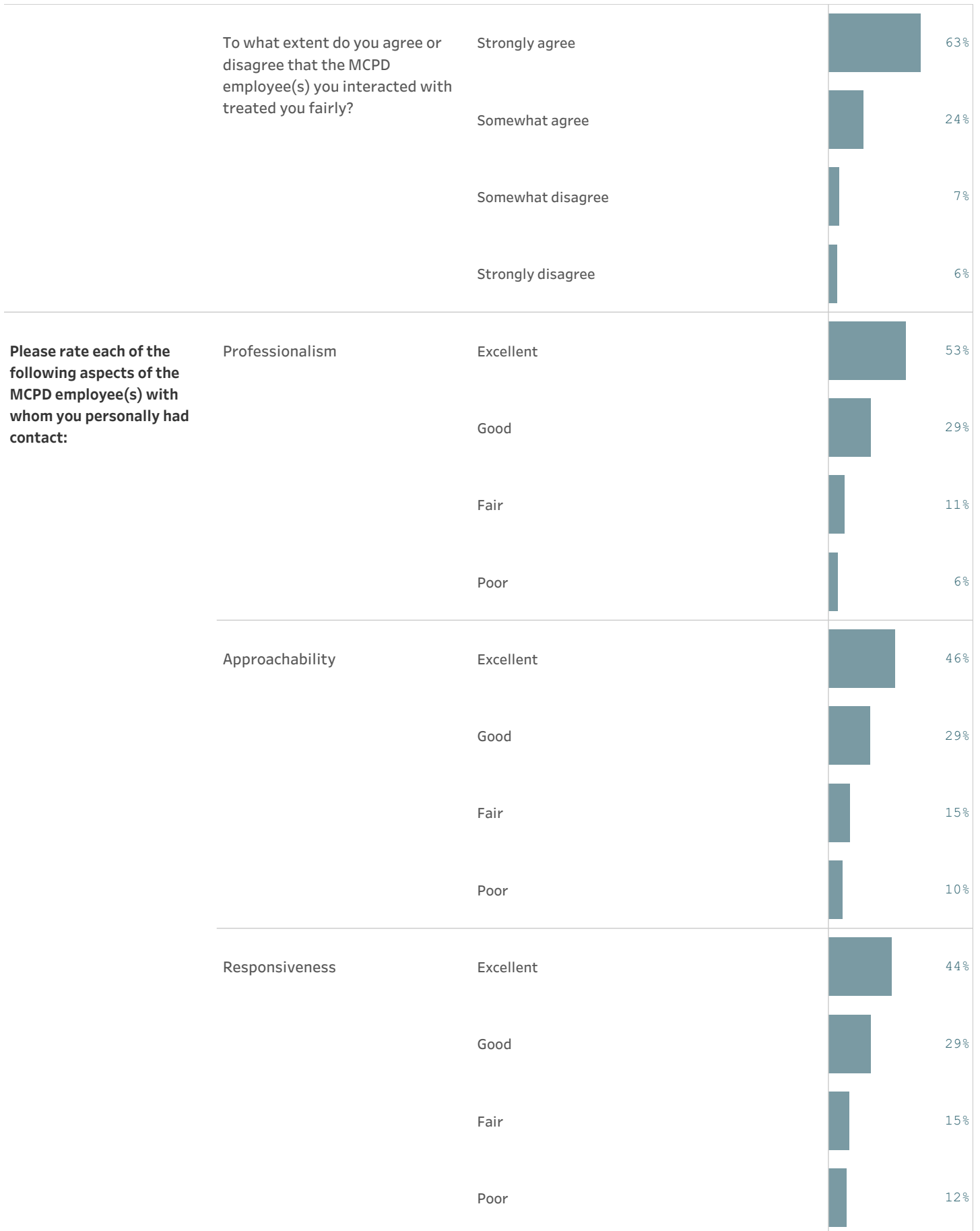
Thinking now about some more specific areas of focus, please indicate if each of the following have gotten better, worse or stayed the same in Montgomery County over the past two years.



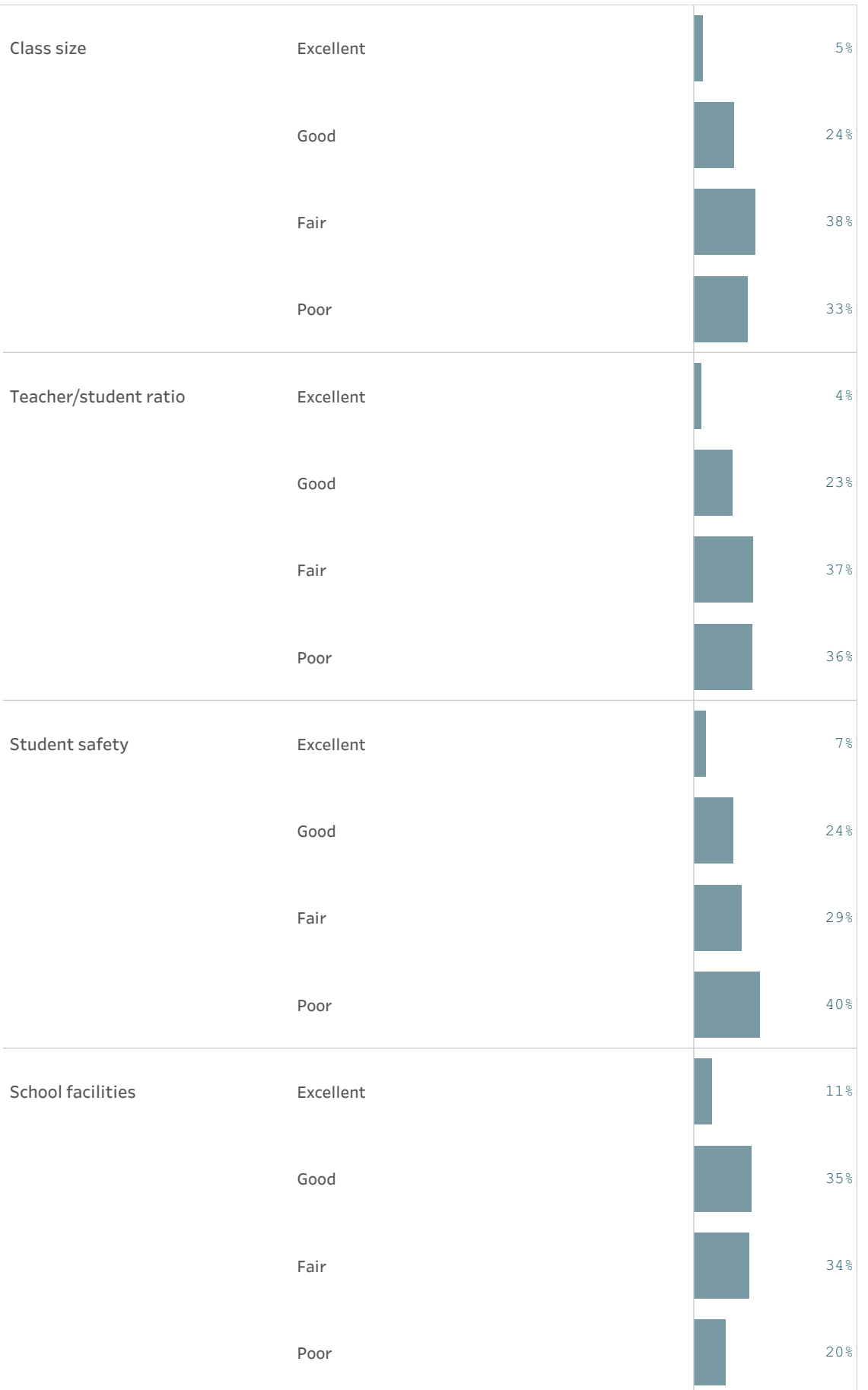




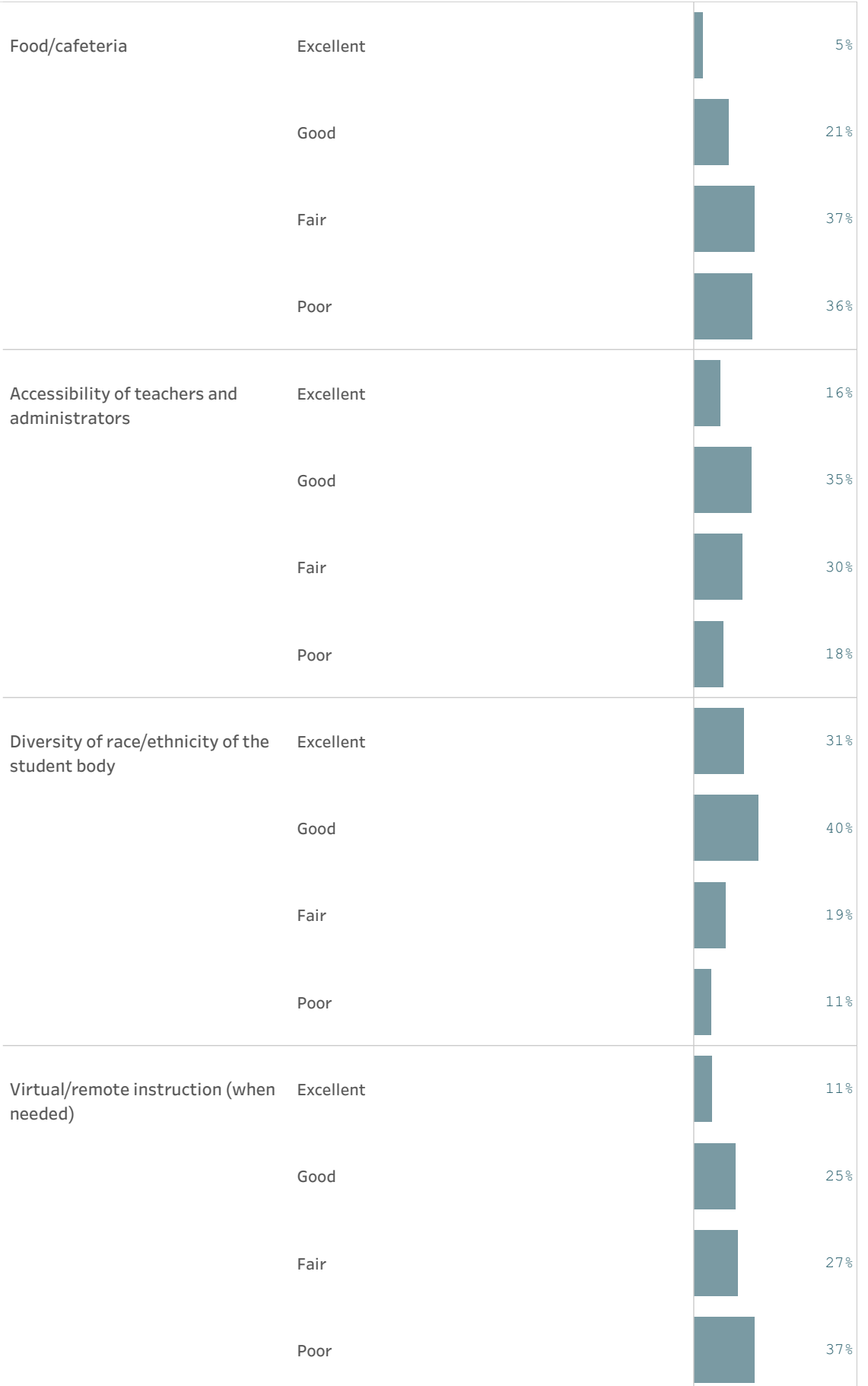




Please rate each of the following aspects of Montgomery County K-12 public schools.



Please rate each of the following aspects of Montgomery County K-12 public schools.



Please rate each of the following aspects of Montgomery County K-12 public schools.

Overall quality of education

Excellent

12%

Good

36%

Fair

27%

Poor

24%

Which, if any, apply to your current connection to Montgomery County Public Schools (MCPS)? (Mark all that apply).

One or more of my children is currently enrolled in a Montgomery County Public School

23%

One or more of my children was enrolled in MCPS in the past

22%

My grandchild(ren) or other relatives are currently enrolled in MCPS

8%

I am a current MCPS employee

5%

I am a past MCPS employee

3%

I am a current or former school or MCPS volunteer

6%

None of the above

48%

To what extent do you agree or disagree that Montgomery County Public Schools (MCPS) should consider adjusting school boundaries in order to increase student diversity and better utilize capacity in its schools?

Strongly agree

23%

Somewhat agree

20%

Somewhat disagree

11%

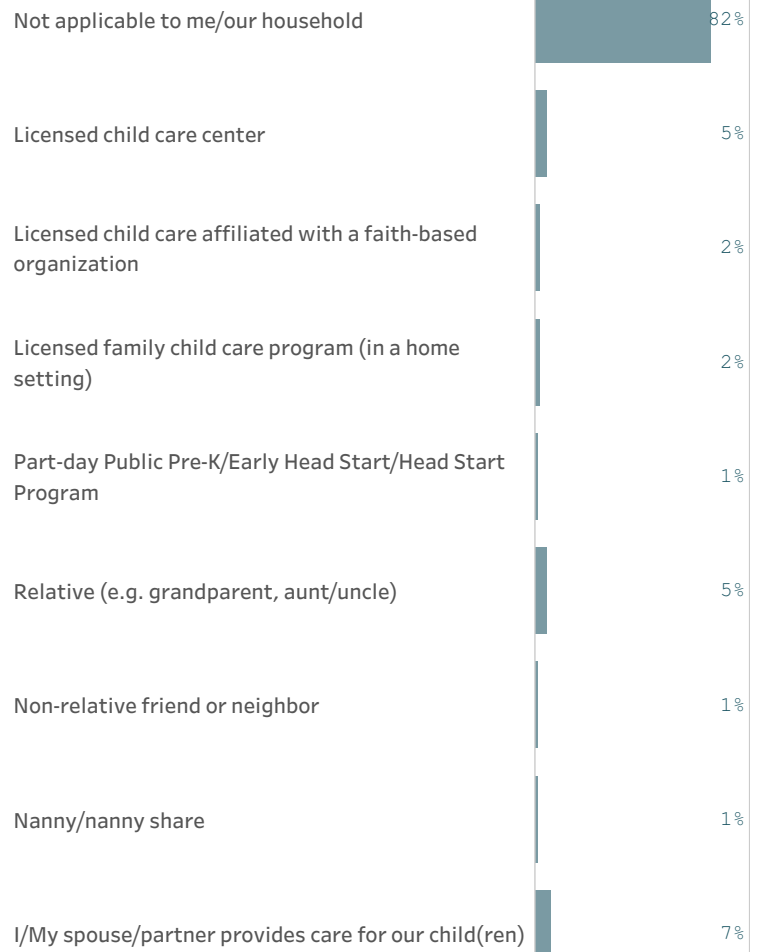
Strongly disagree

26%

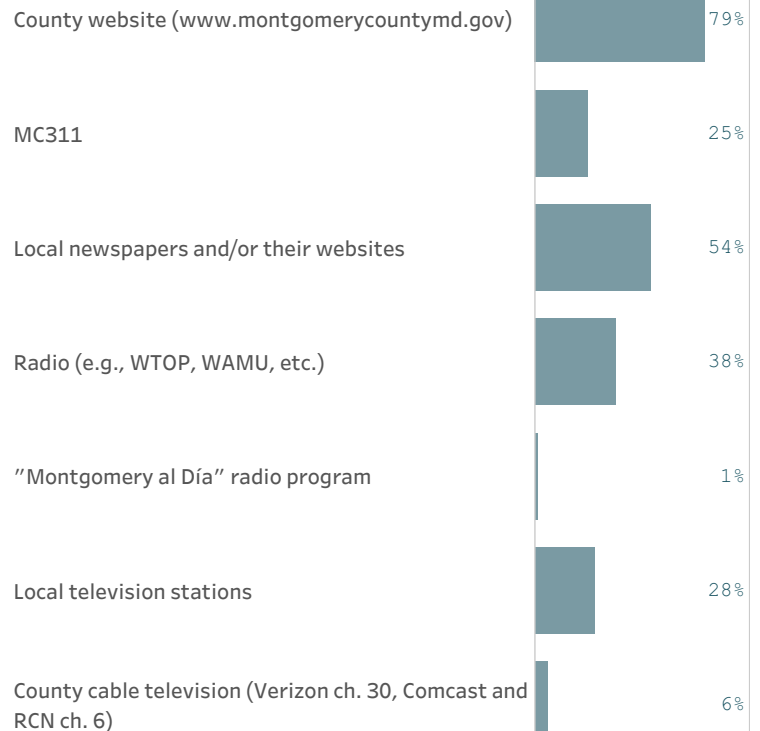
Don't know/No opinion

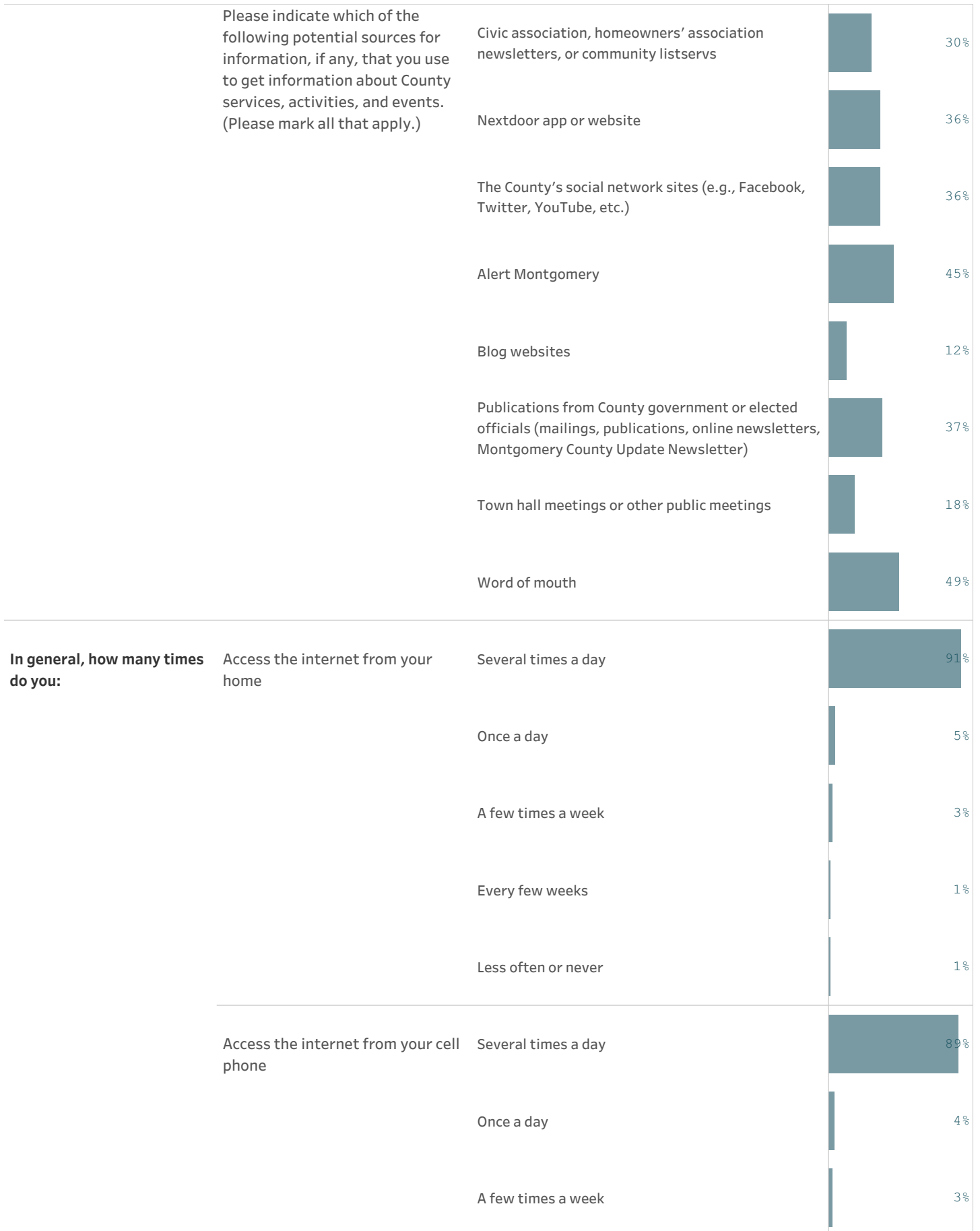
20%

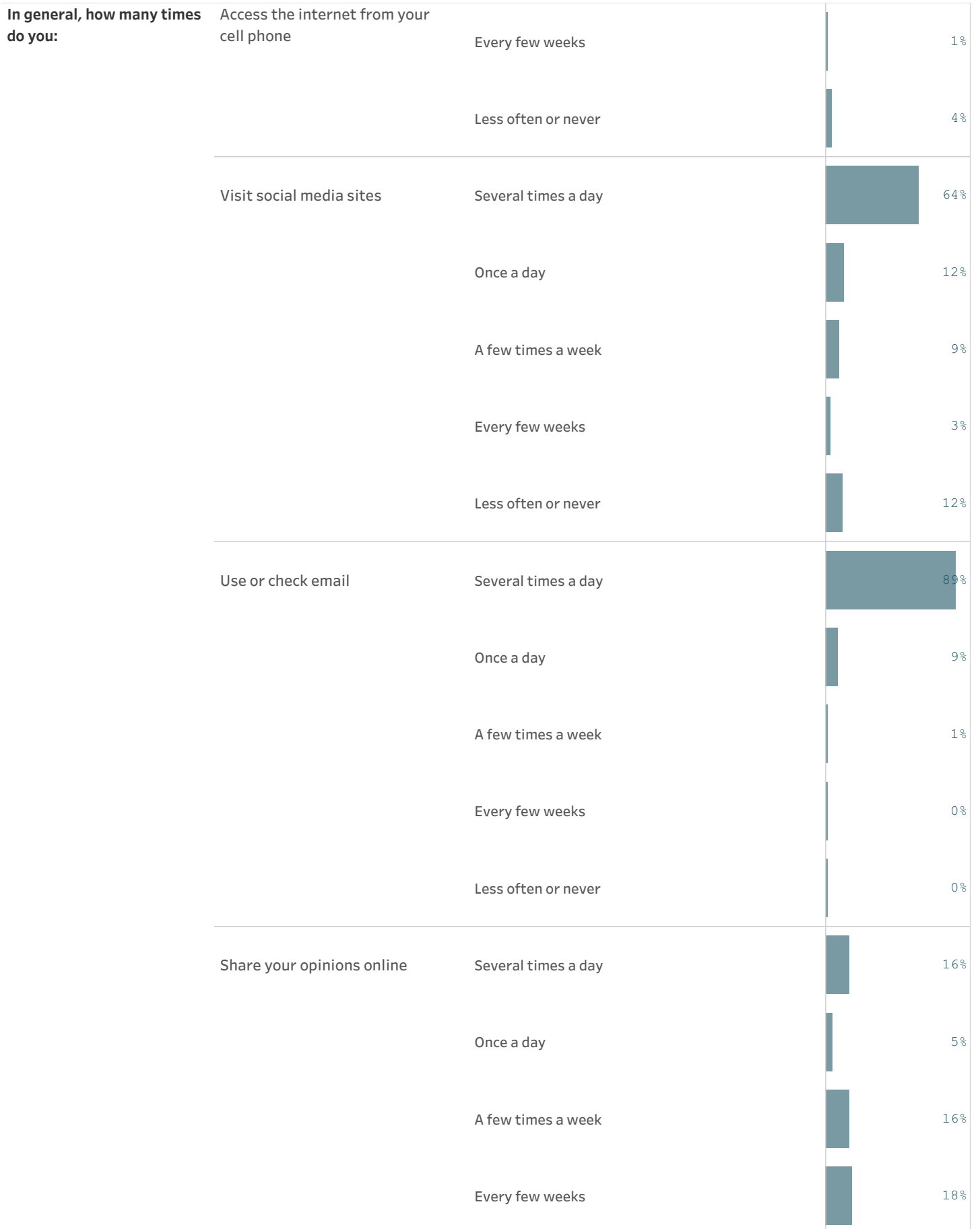
Which of the following best describe your current child care arrangement for your child(ren) under age 5? (Mark all that apply).

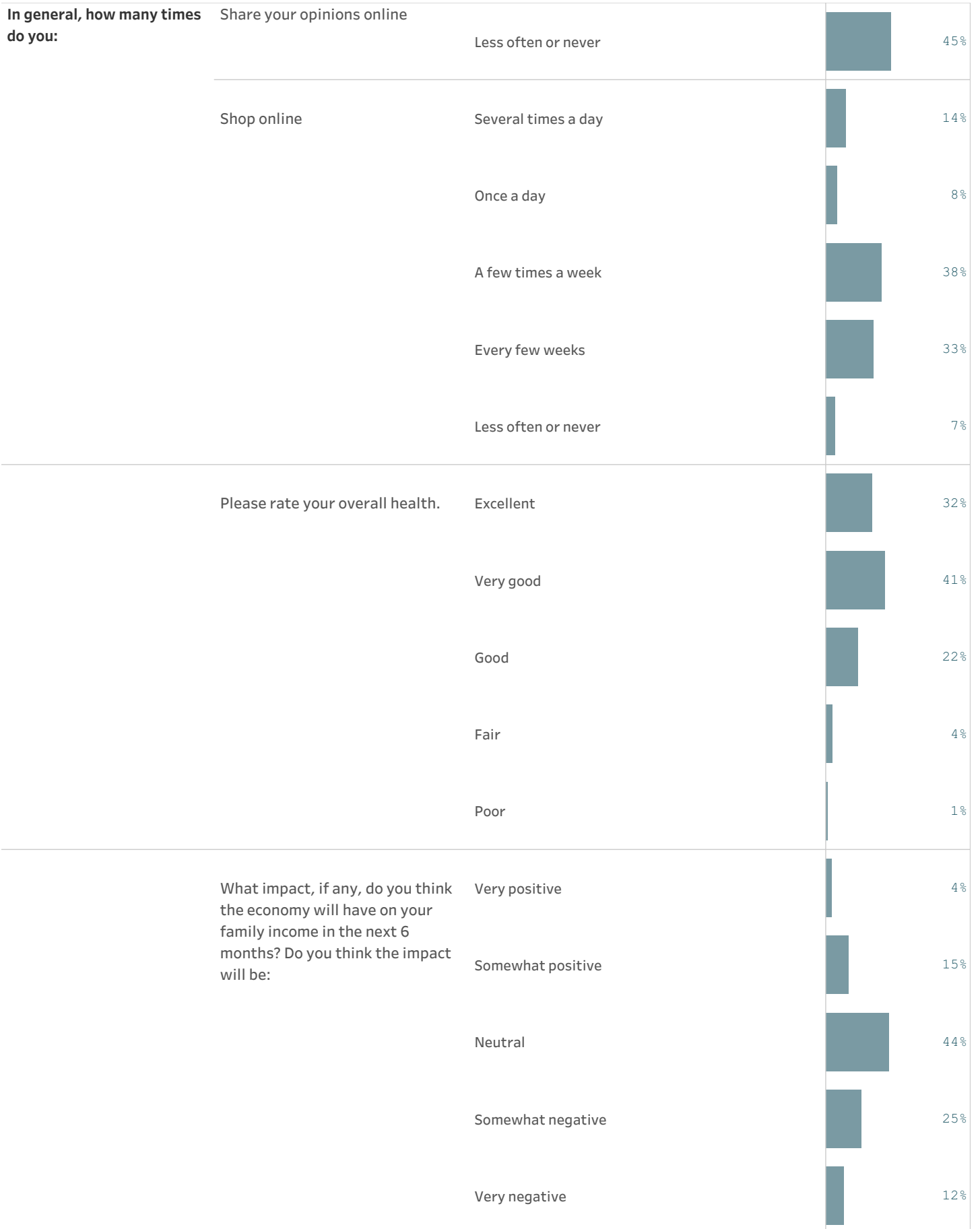


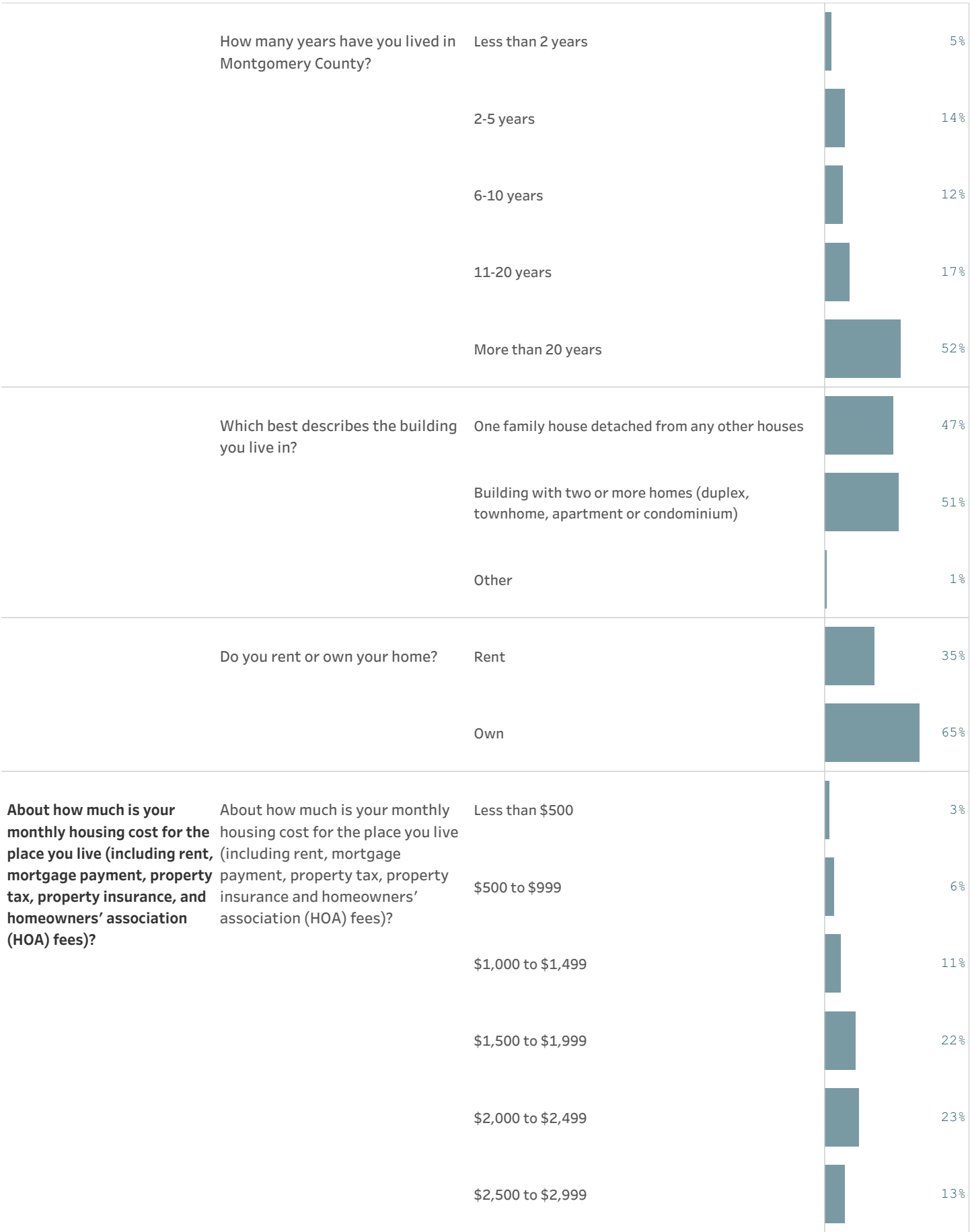
Please indicate which of the following potential sources for information, if any, that you use to get information about County services, activities, and events. (Please mark all that apply.)

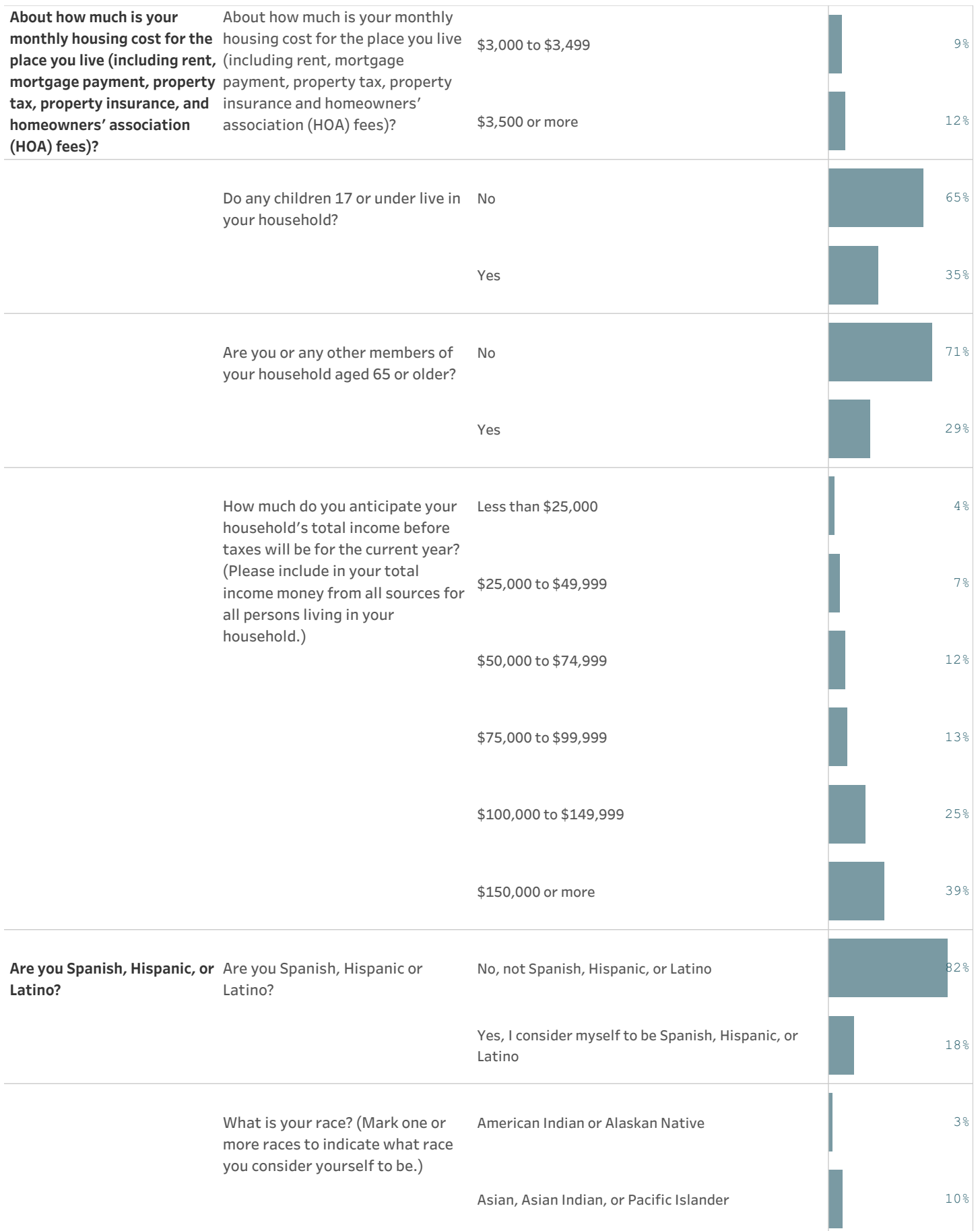


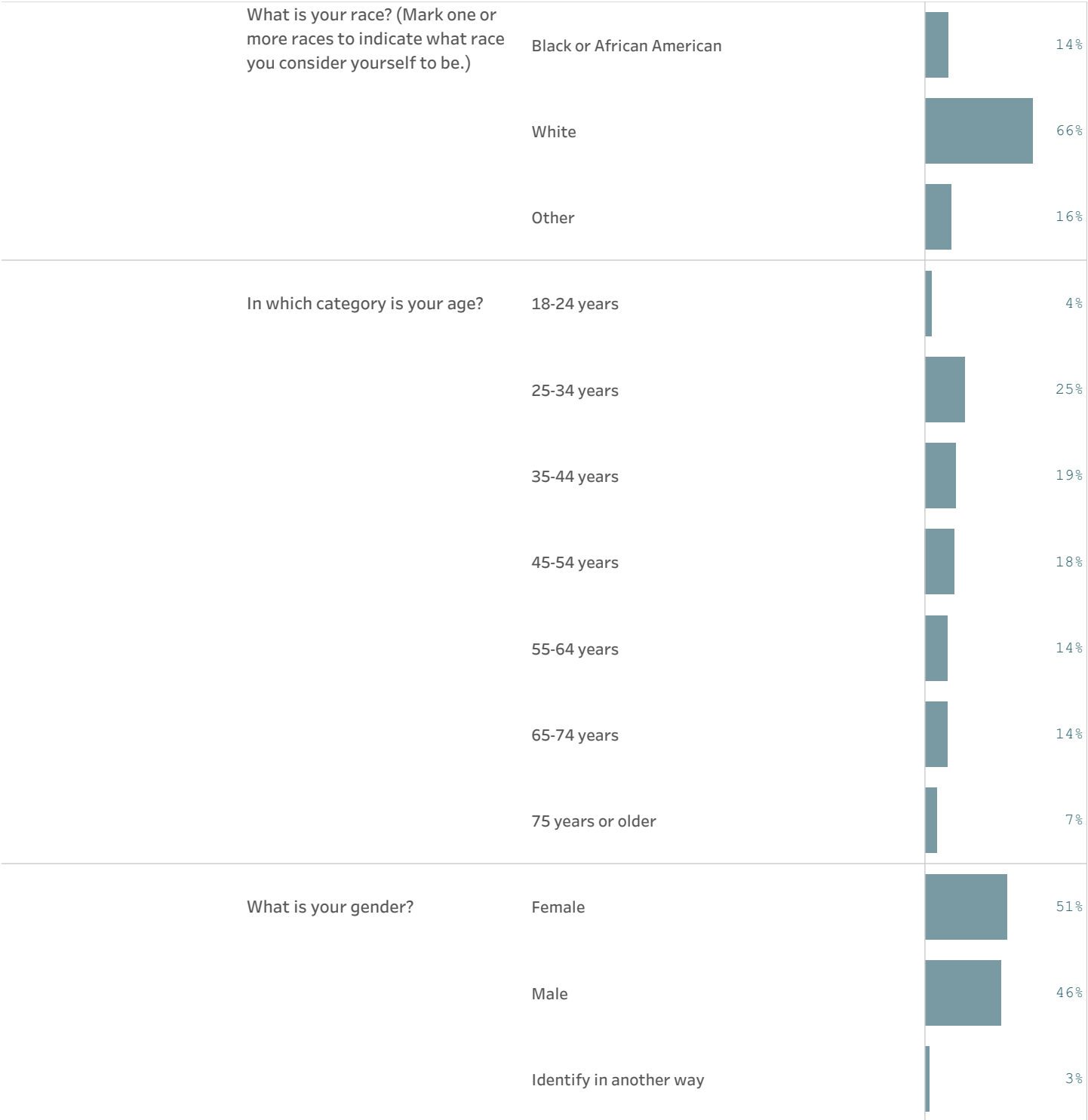














OFFICE OF THE COUNTY EXECUTIVE
ROCKVILLE, MARYLAND 20850

Marc Elrich
County Executive

የጀርባውን ገጽ ይመልከቱ
페이지 넘기기
Lật sang trang tiếp theo
ورق را برگردانید

Dear Montgomery County Resident:

We have been through quite a lot together over the past year and a half, and as we hopefully move past the pandemic for good we can look to our future, so please help us shape the future of Montgomery County! You have been selected at random to participate in the 2021 Montgomery County Resident Survey. Please take a few minutes to complete the survey. **Your participation in this survey is very important** – especially since your household is one of only a small number of households being surveyed.

A few things to remember:

- **Your responses are completely confidential.**
- In order to hear from a diverse group of residents, the adult 18 years or older in your household who most recently had a birthday should complete this survey.
- **You may complete the survey online at the following link using the access code listed below:**

<https://polco.us/montcountymd2021> Access code: **XXYYZZ**

You can also wait a few days for a paper copy of the survey to arrive in the mail. If you have any questions about the survey, please call 311 or 240-777-0311, Monday-Friday anytime 7am-7pm. Thank you for your time and participation!

Estimado Residente del Condado de Montgomery:

Hemos pasado por muchas cosas juntos en el último año y medio, y ahora que ojalá dejamos atrás la pandemia de una vez por todas podemos mirar hacia el futuro, ¡por eso ayúdenos a definir el futuro del Condado de Montgomery! Usted ha sido seleccionado al azar para participar en la Encuesta de residentes del Condado de Montgomery 2021. Dedique unos minutos a contestar la encuesta. Es muy importante su participación en esta encuesta – especialmente debido a que el suyo es uno de los pocos hogares que se están encuestando.

Algunas cosas para recordar:

- **Sus respuestas son totalmente confidenciales.**
- A fin de conocer la opinión de un grupo diverso de residentes, debe contestar esta encuesta el adulto de 18 años o mayor en su casa que más recientemente haya tenido un cumpleaños.
- **Puede contestar la encuesta en línea usando el enlace siguiente y el código de acceso que se indican a continuación:**

<https://polco.us/mcmdspanish2021> Código de acceso: **XXYYZZ**

Si tiene alguna pregunta sobre la encuesta por favor llame al 311 o al 240-777-0311, de lunes a viernes, en cualquier momento desde las 7 a.m. hasta las 7 p.m. ¡Gracias por su tiempo y participación!

亲爱的蒙哥马利县居民:

我们在过去的一年半里共同经历了许多事情, 而我们希望可以永远度过疫情, 能够展望未来, 所以请协助我们打造蒙哥马利县的未来! 您已被随机选中参加 2021 年蒙哥马利县居民调查。请花几分钟的时间填写此调查。您的参与至关重要 – 特别是您的家庭是少数接受调查的家庭之一。

需要记住的一些事项:

- 您的回答是完全保密的。
- 为了听取来自不同居民群体的意见, 您家里最近刚过完生日的 18 岁或以上的成年人可填写此调查。
- 您可以使用下面列出的访问代码通过以下链接在线填写调查:

<https://polco.us/mcmdchinese2021> 访问代码: **XXYYZZ**

如果您对调查有任何疑问, 请在周一至周五上午 7 点至晚 7 点的任何时间致电 311 或 240-777-0311。感谢您的时间和参与!

Cher/Chère habitant(e) du comté de Montgomery:

L'année et demie qui vient de s'écouler a été éprouvante. Maintenant que nous avons bon espoir de laisser cette pandémie derrière nous et regardons vers l'avenir, nous souhaitons faire appel à vous pour nous aider à construire le futur du comté de Montgomery ! Vous avez été choisi(e) de façon aléatoire pour participer au sondage 2021 auprès des habitants du comté de Montgomery. Nous vous serions reconnaissants de prendre quelques minutes pour répondre à ce sondage. **Votre participation à ce sondage est très importante**, en particulier car votre foyer est l'un des rares à y participer.

Quelques points à retenir:

- **Vos réponses sont entièrement confidentielles.**
- Pour obtenir des réponses d'un groupe d'habitants varié, nous demandons que la dernière personne de votre foyer âgée de plus de 18 ans qui a fêté son anniversaire réponde au sondage.
- **Vous pouvez y répondre en ligne à l'adresse suivante en utilisant le code d'accès ci-après:**

<https://polco.us/mcmdfrench2021> Code d'accès: **XXYYZZ**

Pour toute question relative au sondage, appelez le 311 ou le 240-777-0311, du lundi au vendredi, entre 7 h et 19 h. Merci de votre attention et de votre participation!

몽고메리 카운티 주민 여러분,

우리 모두는 지난 1년 반 동안 많은 일을 겪었고 팬데믹을 영원히 극복하기를 희망하면서 미래를 바라보고 있으므로, 몽고메리 카운티의 미래 설계를 위해 도와주시기 바랍니다! 귀하는 2021년 몽고메리 카운티 주민 설문조사에 참여하도록 무작위로 선택되었습니다. 몇 분 동안 시간을 내어 설문조사를 완료해 주시기 바랍니다. 이 설문조사에 참여하는 것은 매우 중요합니다. 특히 귀하의 가구는 설문조사 대상이 되는 소수의 가구 중 하나이기 때문에 더욱 그렇습니다.

유의해야 할 몇 가지 사항은 다음과 같습니다.

- 귀하의 답변은 완전한 비밀로 유지됩니다.
- 다양한 주민들 그룹의 의견을 듣기 위해, 가장 최근에 생일을 맞았던 18세 이상의 성인이 이 설문조사서를 작성해야 합니다.
- 아래에 나열된 액세스 코드를 사용하여 다음 링크에서 온라인으로 설문조사를 작성하실 수 있습니다.

<https://polco.us/mcmdkorean2021> 액세스 코드: **XXYYZZ**

설문조사에 대해 질문이 있으시면 월~금요일 오전 7시~오후 7시 사이에 311 또는 240-777-0311 번으로 전화 주십시오. 시간을 내어 참여해주셔서 감사합니다!

Thân gửi Cư Dân Quận Montgomery:

Chúng ta đã cùng nhau trải qua rất nhiều điều trong hơn một năm rưỡi qua, và sau cùng thì sẽ vượt qua đại dịch một cách tốt đẹp, chúng ta có thể hướng đến tương lai, vì vậy hãy giúp chúng tôi lo cho tương lai Quận Montgomery! Quý vị được chọn ngẫu nhiên để tham gia cuộc Khảo Sát Cư Dân Quận Montgomery năm 2021. Xin quý vị dành vài phút để điền bản khảo sát sau đây. **Góp phần tham gia vào khảo sát này là điều rất quan trọng** - nhất là khi gia hộ của quý vị chỉ là một trong vài gia hộ được khảo sát.

Một vài điều cần nhớ:

- **Tất cả các câu trả lời đều được giữ kín đáo.**
- Để có ý kiến từ nhiều nhóm dân cư, chúng tôi xin mời người trưởng thành trong gia hộ (18 tuổi trở lên, có ngày sinh nhật vào thời điểm gần đây nhất) trả lời khảo sát.
- **Quý vị có thể điền bản khảo sát trực tuyến tại đường nối sau đây bằng cách nhập mã truy cập dưới đây:**

<https://polco.us/mcmdvietnamese2021> Mã truy cập: **XXYYZZ**

Nếu có thắc mắc về cuộc khảo sát, xin gọi số 311 hoặc 240-777-0311, Thứ Hai - Thứ Sáu vào bất cứ lúc nào từ 7:00 sáng đến 7:00 tối. Xin cảm ơn quý vị đã dành thì giờ góp phần tham gia!

ساکن گرامی شهرستان مونتگومری:

در یک و نیم سال گذشته باهم با مسائل زیادی دست به گریبان بوده‌ایم و در حالی که امیدوارانه بیماری همهگیر را برای همیشه پشت سر می‌گذاریم، می‌توانیم به آینده نگاه کنیم. بنابراین، لطفاً به ما کمک کنید آینده شهرستان مونتگومری را شکل دهیم! شما به صورت تصادفی برای شرکت در نظرسنجی سال 2021 ساکنین شهرستان مونتگومری انتخاب شده‌اید. لطفاً چند دقیقه وقت صرف کنید تا این نظرسنجی را تکمیل کنید. شرکت شما در این نظرسنجی بسیار مهم است - به‌ویژه از آنجا که خانوار شما یکی از خانوارهای انگشت‌شمار است که مورد نظرسنجی واقع می‌شوند.

چند چیز را به خاطر بسپارید:

- پاسخ‌های شما کاملاً محرمانه هستند.
- برای آگاهی از نظرات یک گروه متنوع از ساکنین، افراد بزرگسال 18 ساله یا بالاتر در خانوارتان که اخیراً سالگرد تولدشان بود باید این نظرسنجی را تکمیل کنند.
- می‌توانید نظرسنجی را به صورت آنلاین در لینک زیر و با استفاده از کد دسترسی زیر تکمیل کنید:

<https://polco.us/mcmdfarsi2021> کد دسترسی: **XXYYZZ**

اگر پرسشی درباره نظرسنجی دارید، لطفاً با شماره 311 یا 240-777-0311، دوشنبه تا جمعه از 7 صبح تا 7 عصر تماس بگیرید. از وقت و مشارکت شما سپاسگزاریم!

ው.ድ. የሞንትጎምሬ ካውንቲ ነዋሪ:-

ባለፈው አንድ ዓመት ከግማሽ የህል ጊዜ በጋራ ብዙ አሳልፈናል፤ ይህንን ወረርሽኝ እስከ ወዲያኛው ትተነው እንደምናልፍ ተስፋ እያደረግን ስለ ወደፊት ሕይወት ማማተር እንችላለን፤ ስለዚህ የሞንትጎምሬ ካውንቲን የወደፊት ዘመን ስንቀርጽ እባክዎን ያግኙን! በ2021 የሞንትጎምሬ ካውንቲ ነዋሪ የጥናት ተሳታፊ እንዲሆኑ ያለምንም የተለየ መስፈርት ተመርጠዋል። እባክዎን ጥቂት ደቂቃዎች ወስደው ይህንን ጥናት ይሙሉ። በዚህ ጥናት መሳተፍዎ እጅግ አስፈላጊ ነው። ምክንያቱም በጥናቱ ከተካተቱ እጅግ ጥቂት ቤተሰቦች መካከል የእርስዎ አንዱ ነው።

የሚያስታውሳቸው ጥቂት ነጥቶች:-

- የሚሟሟው ምላሾች ሙሉ በሙሉ በምሥጢር ይያዛሉ።
 - ከበርካታ ነዋሪዎች ምላሽ ለማግኘት እንድንችል፤ በቅርብ ጊዜ ልደቱን/ቷን ያከበረ/ች 18 ዓመት ወይም ከዚያ በላይ ዕድሜ ያለው/ያላት ሁሉም የቤተሰብ አባል ጥናቱን መሙላት ይገባል/ ይገባታል።
- ይህንን ጥናት ከዚህ በማስተል የሚገኘውን ኮድ በመጠቀም ከዚህ በታች ባለው ሊንክ አንላይን ሊሞሉ ይችላሉ:-**

<https://polco.us/mcmdamharic2021> ማግኛ ኮድ:- **XXYYZZ**

ስለጥናቱ ማንኛውም ጥያቄ ካለዎት እባክዎን በስልክ ቁጥር 311 ወይም 240-777-0311፤ ከሰኞ እስከ ዓርብ ከ7am-7pm በማንኛውም ሰዓት ይደውሉ። ለጊዜያዊ እና ስለተሳተፉ አናመሰግናን!

Marc Elrich

County Executive/Ejecutivo del Condado/县长/ Exécutif du comté/ 163 尹容 提 장/ Viên Chức Điều Hành Quận / مدیر شهرستان / የካውንቲ ሥራ አስፈጻሚ



OFFICE OF THE COUNTY EXECUTIVE
ROCKVILLE, MARYLAND 20850

የጅርባውን ገጽ ይመልከቱ
페이지 넘기기
Lật sang trang tiếp theo
ورق را برگردانید

Dear Montgomery County Resident:

We have been through quite a lot together over the past year and a half, and as we hopefully move past the pandemic for good we can look to our future, so please help us shape the future of Montgomery County! You have been selected at random to participate in the 2021 Montgomery County Resident Survey. Please take a few minutes to complete the survey. Your participation in this survey is very important – especially since your household is one of only a small number of households being surveyed. **If you already responded, please do not respond twice.**

A few things to remember:

- **Your responses are completely confidential.**
- In order to hear from a diverse group of residents, the adult 18 years or older in your household who most recently had a birthday should complete this survey.
- **You may complete the survey online at the following link using the access code listed below:**

<https://polco.us/montcountymd2021> Access code: XXYYZZ

If you have any questions about the survey, please call 311 or 240-777-0311, Monday-Friday anytime 7am-7pm. Thank you for your time and participation!

Estimado Residente del Condado de Montgomery:

Hemos pasado por muchas cosas juntos en el último año y medio, y ahora que ojalá dejamos atrás la pandemia de una vez por todas podemos mirar hacia el futuro, ¡por eso ayúdenos a definir el futuro del Condado de Montgomery! Usted ha sido seleccionado al azar para participar en la Encuesta de residentes del Condado de Montgomery 2021. Dedique unos minutos a contestar la encuesta. **Es muy importante su participación en esta encuesta** – especialmente debido a que el suyo es uno de los pocos hogares que se están encuestando.

Algunas cosas para recordar:

- **Sus respuestas son totalmente confidenciales.**
- A fin de conocer la opinión de un grupo diverso de residentes, debe contestar esta encuesta el adulto de 18 años o mayor en su casa que más recientemente haya tenido un cumpleaños.
- **Puede contestar la encuesta en línea usando el enlace siguiente y el código de acceso que se indican a continuación:**

<https://polco.us/mcmdspanish2021> Código de acceso: XXYYZZ

También puede esperar unos días para recibir la encuesta impresa por correo. Si tiene alguna pregunta sobre la encuesta, llame al 311 o al 240-777-0311, de lunes a viernes a cualquier hora de 7 a.m. a 7 p.m. ¡Agradecemos su tiempo y participación!

亲爱的蒙哥马利县居民:

我们在过去的一年半里共同经历了许多事情, 而我们可以永远度过疫情, 能够展望未来, 所以请协助我们打造蒙哥马利县的未来! 您已被随机选中参加 2021 年蒙哥马利县居民调查。请花几分钟的时间填写此调查。**您的参与至关重要** – 特别是您的家庭是少数接受调查的家庭之一。

需要记住的一些事项:

- 您的回答是完全保密的。
- 为了听取来自不同居民群体的意见, 您家里最近刚过完生日的 18 岁或以上的成年人可填写此调查。
- 您可以使用下面列出的访问代码通过以下链接在线填写调查:

<https://polco.us/mcmdchinese2021> 访问代码: XXYYZZ

您也可以等几天, 会给您邮寄书面调查副本。如果您对调查有任何疑问, 请在周一至周五上午 7 点至晚 7 点的任何时间致电 311 或 240-777-0311。感谢您的时间和参与!

Cher/Chère habitant(e) du comté de Montgomery:

L'année et demie qui vient de s'écouler a été éprouvante. Maintenant que nous avons bon espoir de laisser cette pandémie derrière nous et regardons vers l'avenir, nous souhaitons faire appel à vous pour nous aider à construire le futur du comté de Montgomery ! Vous avez été choisi(e) de façon aléatoire pour participer au sondage 2021 auprès des habitants du comté de Montgomery. Nous vous serions reconnaissants de prendre quelques minutes pour répondre à ce sondage. **Votre participation à ce sondage est très importante**, en particulier car votre foyer est l'un des rares à y participer.

Quelques points à retenir :

- **Vos réponses sont entièrement confidentielles.**
- Pour obtenir des réponses d'un groupe d'habitants varié, nous demandons que la dernière personne de votre foyer âgée de plus de 18 ans qui a fêté son anniversaire réponde au sondage.
- **Vous pouvez y répondre en ligne à l'adresse suivante en utilisant le code d'accès ci-après:**

<https://polco.us/mcmdfrench2021> Code d'accès: XXYYZZ

Pour toute question relative au sondage, appelez le 311 ou le 240-777-0311, du lundi au vendredi, entre 7 h et 19 h. Merci de votre attention et de votre participation!

몽고메리 카운티 주민 여러분,

우리 모두는 지난 1년 반 동안 많은 일을 겪었고 팬데믹을 영원히 극복하기를 희망하면서 미래를 바라보고 있으므로, 몽고메리 카운티의 미래 설계를 위해 도와주시기 바랍니다! 귀하는 2021년 몽고메리 카운티 주민 설문조사에 참여하도록 무작위로 선택되었습니다. 몇 분 동안 시간을 내어 설문조사를 완료해 주시기 바랍니다. 이 설문조사에 참여하는 것은 매우 중요합니다. 특히 귀하의 가구는 설문조사 대상이 되는 소수의 가구 중 하나이기 때문에 더욱 그렇습니다.

유의해야 할 몇 가지 사항은 다음과 같습니다.

- 귀하의 답변은 완전한 비밀로 유지됩니다.
- 다양한 주민들 그룹의 의견을 듣기 위해, 가장 최근에 생일을 맞았던 18세 이상의 성인이 이 설문조사서를 작성해야 합니다.
- 아래에 나열된 액세스 코드를 사용하여 다음 링크에서 온라인으로 설문조사를 작성하실 수 있습니다.

<https://polco.us/mcmdkorean2021> 액세스 코드: **XXYYZZ**

우편을 통해 종이 설문지를 받으려면 며칠 기다릴 수도 있습니다. 설문조사에 대해 질문이 있으시면 월~금요일 오전 7시~오후 7시 사이에 311 또는 240-777-0311 번으로 전화 주십시오. 시간을 내어 참여해주셔서 감사합니다!

Thân gửi Cư Dân Quận Montgomery:

Chúng ta đã cùng nhau trải qua rất nhiều điều trong hơn một năm rưỡi qua, và sau cùng thì sẽ vượt qua đại dịch một cách tốt đẹp, chúng ta có thể hướng đến tương lai, vì vậy hãy giúp chúng tôi lo cho tương lai Quận Montgomery! Quý vị được chọn ngẫu nhiên để tham gia cuộc Khảo Sát Cư Dân Quận Montgomery năm 2021. Xin quý vị dành vài phút để điền bản khảo sát sau đây. **Góp phần tham gia vào khảo sát này là điều rất quan trọng** - nhất là khi gia hộ của quý vị chỉ là một trong vài gia hộ được khảo sát.

Một vài điều cần nhớ:

- **Tất cả các câu trả lời đều được giữ kín đáo.**
- Để có ý kiến từ nhiều nhóm dân cư, chúng tôi xin mời người trưởng thành trong gia hộ (18 tuổi trở lên, có ngày sinh nhật vào thời điểm gần đây nhất) trả lời khảo sát.
- **Quý vị có thể điền bản khảo sát trực tuyến tại đường nối sau đây bằng cách nhập mã truy cập dưới đây:**

<https://polco.us/mcmdvietnamese2021> Mã truy cập: **XXYYZZ**

Quý vị cũng có thể đợi một vài ngày để có bản khảo sát giấy gửi qua bưu điện. Nếu có thắc mắc về cuộc khảo sát, xin gọi số 311 hoặc 240-777-0311, Thứ Hai - Thứ Sáu vào bất cứ lúc nào từ 7:00 sáng đến 7:00 tối. Xin cảm ơn quý vị đã dành thì giờ góp phần tham gia!

ساکن گرامی شهرستان مونتگومری:

در یک و نیم سال گذشته باهم با مسائل زیادی دست به گریبان بوده‌ایم و در حالی که امیدوارانه بیماری همهگیر را برای همیشه پشت سر می‌گذاریم، می‌توانیم به آینده نگاه کنیم. بنابراین، لطفاً به ما کمک کنید آینده شهرستان مونتگومری را شکل دهیم! شما به صورت تصادفی برای شرکت در نظرسنجی سال 2021 ساکنین شهرستان مونتگومری انتخاب شده‌اید. لطفاً چند دقیقه وقت صرف کنید تا این نظرسنجی را تکمیل کنید. شرکت شما در این نظرسنجی بسیار مهم است - به‌ویژه از آنجا که خانوار شما یکی از خانوارهای انگشت‌شمار است که مورد نظرسنجی واقع می‌شوند.

چند چیز را به خاطر بسپارید:

- پاسخ‌های شما کاملاً محرمانه هستند.
- برای آگاهی از نظرات یک گروه متنوع از ساکنین، افراد بزرگسال 18 ساله یا بالاتر در خانوارتان که اخیراً سالگرد تولدشان بود باید این نظرسنجی را تکمیل کنند.
- می‌توانید نظرسنجی را به صورت آنلاین در لینک زیر و با استفاده از کد دسترسی زیر تکمیل کنید:

<https://polco.us/mcmdfarsi2021> کد دسترسی: **XXYYZZ**

همچنین می‌توانید چند روز صبر کنید تا نسخه کاغذی نظرسنجی را با پست دریافت کنید. اگر پرسشی درباره نظرسنجی دارید، لطفاً با شماره 311 یا 240-777-0311، دوشنبه تا جمعه از 7 صبح تا 7 عصر تماس بگیرید. از وقت و مشارکت شما سپاسگزاریم!

ወድ የሞንትጎምሬ ካውንቲ ነዋሪ፡-

ባለፈው አንድ ዓመት ከግማሽ ያህል ጊዜ በጋራ ብዙ አሳልፈናል፤ ይህንን ወረርሽኝ እስከ ወዲያኛው ትተነው እንደምናልፍ ተስፋ እያደረግን ስለ ወደፊት ሕይወት ማማተር እንችላለን፤ ስለዚህ የሞንትጎምሬ ካውንቲን የወደፊት ዘመን ስንቀርጽ እባክዎን ያግዙን! በ2021 የሞንትጎምሬ ካውንቲ ነዋሪ የጥናት ተሳታፊ እንዲሆኑ ያለምንም የተለየ መስፈርት ተመርጠዋል። እባክዎን ጥቂት ደቂቃዎች ወስደው ይህንን ጥናት ይሙሉ። በዚህ ጥናት መሳተፍዎ እጅግ አስፈላጊ ነው። ምክንያቱም በጥናቱ ከተካተቱ እጅግ ጥቂት ቤተሰቦች መካከል የእርስዎ አንዱ ነው።

የሚያስታውሷቸው ጥቂት ነጥቦች፡-

- የሚጧቸው ምላሾች ሙሉ በሙሉ በምሥጢር ይያዛሉ።
- ከበርካታ ነዋሪዎች ምሳሪ ለማግኘት እንድንችል፤ በቅርብ ጊዜ ልደቱን/ቷን ያከበረ/ች 18 ዓመት ወይም ከዚያ በላይ ዕድሜ ያለው/ያላት ሁሉም የቤተሰብ አባል ጥናቱን መሙላት ይገባዎል/ ይገባታል።
- ይህንን ጥናት ከዚህ በማስተል የሚገኘውን ኮድ በመጠቀም ከዚህ በታች ባለው ሊክክ አንላይን ሊሞሉ ይችላሉ፡-

<https://polco.us/mcmdamharic2021> የመዳረሻ ኮድ: **XXYYZZ**

የጥናቱ የወረቀት ቅጂ በፖስታ እስኪመጣ ለጥቂት ቀናት ሊጠበቁም ይችላሉ። ስለጥናቱ ማንኛውም ጥያቄ ካለዎት እባክዎን በስልክ ቁጥር 311 ወይም 240-777-0311፤ ከሰኞ እስከ ዓርብ ከ7am-7pm በማንኛውም ሰዓት ይደውሉ። ለጊዜዎ እና ስለተሳተፉ እናመሰግናን!

Marc Elrich



OFFICE OF THE COUNTY EXECUTIVE
ROCKVILLE, MARYLAND 20850

የጆርገቦን ገጽ ይመልከቱ

페이지 넘기기

Lật sang trang tiếp theo

ورق را برگردانید

Dear Montgomery County Resident:

We have been through quite a lot together over the past year and a half, and as we hopefully move past the pandemic for good we can look to our future, so please help us shape the future of Montgomery County! You have been selected at random to participate in the 2021 Montgomery County Resident Survey. Please take a few minutes to complete the survey. **Your participation in this survey is very important** – especially since your household is one of only a small number of households being surveyed. **If you already responded, please do not respond twice.**

A few things to remember:

- **Your responses are completely confidential.**
- In order to hear from a diverse group of residents, the adult 18 years or older in your household who most recently had a birthday should complete this survey.
- **You may complete the survey online at the following link using the access code listed below:**

<https://polco.us/2021montcountymd> Access code: XXYYZZ

If you have any questions about the survey, please call 311 or 240-777-0311, Monday-Friday anytime 7am-7pm. Thank you for your time and participation!

Estimado Residente del Condado de Montgomery:

Hemos pasado por muchas cosas juntos en el último año y medio, y ahora que ojalá dejamos atrás la pandemia de una vez por todas podemos mirar hacia el futuro, ¡por eso ayúdenos a definir el futuro del Condado de Montgomery! Usted ha sido seleccionado al azar para participar en la Encuesta de residentes del Condado de Montgomery 2021. Dedique unos minutos a contestar la encuesta. **Es muy importante su participación en esta encuesta** – especialmente debido a que el suyo es uno de los pocos hogares que se están encuestando. **Si ya contestó, no conteste dos veces.**

Algunas cosas para recordar:

- **Sus respuestas son totalmente confidenciales.**
- A fin de conocer la opinión de un grupo diverso de residentes, debe contestar esta encuesta el adulto de 18 años o mayor en su casa que más recientemente haya tenido un cumpleaños.
- **Puede contestar la encuesta en línea usando el enlace siguiente y el código de acceso que se indican a continuación:**

<https://polco.us/2021mcmdspanish> Código de acceso: XXYYZZ

Si tiene alguna pregunta sobre la encuesta, llame al 311 o al 240-777-0311, de lunes a viernes a cualquier hora de 7 a.m. a 7 p.m. ¡Agradecemos su tiempo y participación!

亲爱的蒙哥马利县居民:

我们在过去的一年半里共同经历了许多事情, 而我们希望可以永远度过疫情, 能够展望未来, 所以请协助我们打造蒙哥马利县的未来! 您已被随机选中参加 2021 年蒙哥马利县居民调查。请花几分钟的时间填写此调查。您的参与至关重要 – 特别是您的家庭是少数接受调查的家庭之一。如果您已经做出了回答, 请不要回答两次。

需要记住的一些事项:

- 您的回答是完全保密的。
- 为了听取来自不同居民群体的意见, 您家里最近刚过完生日的 18 岁或以上的成年人可填写此调查。
- 您可以使用下面列出的访问代码通过以下链接在线填写调查:

<https://polco.us/2021mcmdchinese> 访问代码: XXYYZZ

如果您对调查有任何疑问, 请在周一至周五上午 7 点晚 7 点的任何时间致电 311 或 240-777-0311。感谢您的时间和参与!

Cher résident du comté de Montgomery:

L'année et demie qui vient de s'écouler a été éprouvante. Maintenant que nous avons bon espoir de laisser cette pandémie derrière nous et regardons vers l'avenir, nous souhaitons faire appel à vous pour nous aider à construire le futur du comté de Montgomery! Vous avez été choisi(e) de façon aléatoire pour participer au sondage 2021 auprès des habitants du comté de Montgomery. Nous vous serions reconnaissants de prendre quelques minutes pour répondre à ce sondage. **Votre participation à ce sondage est très importante**, en particulier car votre foyer est l'un des rares à y participer. **Si vous avez déjà répondu au sondage, merci de ne pas y répondre une deuxième fois.**

Quelques points à retenir:

- **Vos réponses sont entièrement confidentielles.**
- Pour obtenir des réponses d'un groupe d'habitants varié, nous demandons que la dernière personne de votre foyer âgée de plus de 18 ans qui a fêté son anniversaire réponde au sondage.
- **Vous pouvez y répondre en ligne à l'adresse suivante en utilisant le code d'accès ci-après:**

<https://polco.us/2021mcmdfrench> Code d'accès: XXYYZZ

Si vous avez des questions sur le sondage, veuillez appeler le 311 ou le 240-777-0311, du lundi au vendredi, de 7 h à 19 h. Merci pour votre temps et votre participation!

몽고메리 카운티 주민 여러분,

우리 모두는 지난 1년 반 동안 많은 일을 겪었고 팬데믹을 영원히 극복하기를 희망하면서 미래를 바라보고 있으므로, 몽고메리 카운티의 미래 설계를 위해 도와주시기 바랍니다! 귀하는 2021년 몽고메리 카운티 주민 설문조사에 참여하도록 무작위로 선택되었습니다. 몇 분 동안 시간을 내어 설문조사를 완료해 주시기 바랍니다. 이 설문조사에 참여하는 것은 매우 중요합니다. 특히 귀하의 가구는 설문조사 대상이 되는 소수의 가구 중 하나이기 때문에 더욱 그렇습니다. 이미 응답하신 경우, 두 번 응답하지 마십시오.

유의해야 할 몇 가지 사항은 다음과 같습니다.

- 귀하의 답변은 완전한 비밀로 유지됩니다.
- 다양한 주민들 그룹의 의견을 듣기 위해, 가장 최근에 생일을 맞았던 18세 이상의 성인이 이 설문조사서를 작성해야 합니다.
- 아래에 나열된 액세스 코드를 사용하여 다음 링크에서 온라인으로 설문조사를 작성하실 수 있습니다.

<https://polco.us/2021mcmdkorean> 액세스 코드: **XXYYZZ**

설문조사에 대해 질문이 있으시면 월~금요일 오전 7시~오후 7시 사이에 311 또는 240-777-0311 번으로 전화 주십시오. 시간을 내어 참여해주셔서 감사합니다!

Thân gửi Cư Dân Quận Montgomery:

Chúng ta đã cùng nhau trải qua rất nhiều điều trong hơn một năm rưỡi qua, và sau cùng thì sẽ vượt qua đại dịch một cách tốt đẹp, chúng ta có thể hướng đến tương lai, vì vậy hãy giúp chúng tôi lo cho tương lai Quận Montgomery! Quý vị được chọn ngẫu nhiên để tham gia cuộc Khảo Sát Cư Dân Quận Montgomery năm 2021. Xin quý vị dành vài phút để điền bản khảo sát sau đây. **Góp phần tham gia vào khảo sát này là điều rất quan trọng** - nhất là khi gia hộ của quý vị chỉ là một trong vài gia hộ được khảo sát. **Nếu quý vị đã điền khảo sát thì không cần phải điền nữa.**

Một vài điều cần nhớ:

- **Tất cả các câu trả lời đều được giữ kín đáo.**
- Để có ý kiến từ nhiều nhóm dân cư, chúng tôi xin mời người trưởng thành trong gia hộ (18 tuổi trở lên, có ngày sinh nhật vào thời điểm gần đây nhất) trả lời khảo sát.
- **Quý vị có thể điền bản khảo sát trực tuyến tại đường nối sau đây bằng cách nhập mã truy cập dưới đây:**

<https://polco.us/2021mcmdvietnamese> Mã truy cập: **XXYYZZ**

Nếu có thắc mắc về cuộc khảo sát, xin gọi số 311 hoặc 240-777-0311, Thứ Hai - Thứ Sáu vào bất cứ lúc nào từ 7:00 sáng đến 7:00 tối. Xin cảm ơn quý vị đã dành thì giờ góp phần tham gia!

ساکنان گرامی شهرستان مونٹگومری:

در یک و نیم سال گذشته باهم با مسائل زیادی دست به گریبان بوده‌ایم و در حالی که امیدوارانه بیماری همه‌گیر را برای همیشه پشت سر می‌گذاریم، می‌توانیم به آینده نگاه کنیم. بنابراین، لطفاً به ما کمک کنید آینده شهرستان مونٹگومری را شکل دهیم! شما به صورت تصادفی برای شرکت در نظرسنجی سال 2021 ساکنین شهرستان مونٹگومری انتخاب شده‌اید. لطفاً چند دقیقه وقت صرف کنید تا این نظرسنجی را تکمیل کنید. شرکت شما در این نظرسنجی بسیار مهم است - به‌ویژه از آنجا که خانوار شما یکی از خانوارهای انگشت‌شمار است که مورد نظرسنجی واقع می‌شوند. اگر قبلاً پاسخ داده‌اید، لطفاً دوباره پاسخ ندهید.

چند چیز را به خاطر بسپارید:

- پاسخ‌های شما کاملاً محرمانه هستند.
- برای آگاهی از نظرات یک گروه متنوع از ساکنین، افراد بزرگسال 18 ساله یا بالاتر در خانوارتان که اخیراً سالگرد تولدشان بود باید این نظرسنجی را تکمیل کنند.
- می‌توانید نظرسنجی را به صورت آنلاین در لینک زیر و با استفاده از کد دسترسی زیر تکمیل کنید:

<https://polco.us/2021mcmdfarsi> کد دسترسی: **XXYYZZ**

اگر پرسشی درباره نظرسنجی دارید، لطفاً با شماره 311 یا 240-777-0311، دوشنبه تا جمعه از 7 صبح تا 7 عصر تماس بگیرید. از وقت و مشارکت شما سپاسگزاریم!

ወደ የሞንትጎመሪ ካውንቲ ነዋሪ:-

ባለፈው አንድ ዓመት ከግማሽ ያህል ጊዜ በጋራ ብዙ አሳልፈናል፤ ይህንን ወረርሽኝ እስከ ወዲያኛው ትተነው እንደምናልፍ ተስፋ እያደረግን ስለ ወደፊት ሕይወት ማመጣት እንችላለን፤ ስለዚህ የሞንትጎመሪ ካውንቲን የወደፊት ዘመን ስንቀርጽ እባክዎን ያግኙን! በ2021 የሞንትጎመሪ ካውንቲ ነዋሪ የጥናት ተሳታፊ እንዲሆኑ ያለምንም የተለየ መሰረርት ተመርጠዋል። እባክዎን ጥቂት ደቂቃዎች ወስደው ይህንን ጥናት ይሙሉ። በዚህ ጥናት መሳተፍዎ እጅግ አስፈላጊ ነው። ምክንያቱም በጥናቱ ከተከተቱ እጅግ ጥቂት ቤተሰቦች መካከል የእርስዎ አንዱ ነው። ለዚህ ጥናት አስቀድመው ምላሽ ሰጥተው ከነበረ፣ እባክዎን ለሁለተኛ ጊዜ ምላሽ አይስጡ።

የሚያስታውሷቸው ጥቂት ነጥቦች:-

- የሚሟሟው ምላሽ ሙሉ በሙሉ በምሥጢር ይደዛሉ።
- ከበርካታ ነዋሪዎች ምላሽ ለማግኘት እንድንችል፣ በቅርብ ጊዜ ልዩቱን/ቱን ያከበረ/ች 18 ዓመት ወይም ከዚያ በላይ ዕድሜ ያለው/ያላት ሁሉም የቤተሰብ አባል ጥናቱን መሙላት ይገባዋል/ይገባታል።
- ይህንን ጥናት ከዚህ በማስተል የሚገኘውን ኮድ በመጠቀም ከዚህ በታች ባለው ሊንክ ኦንላይን ሊሞሉ ይችላሉ:-

<https://polco.us/2021mcmdamharic> ማግኛ ኮድ:- **XXYYZZ**

ስለጥናቱ ማንኛውም ጥያቄ ካለዎት እባክዎን በስልክ ቁጥር 311 ወይም 240-777-0311፣ ከሰኞ እስከ ዓርብ ከ7am-7pm በማንኛውም ሰዓት ይደውሉ። ለጊዜዎ እና ስለተሳተፉ እናመሰግናን!

Marc Elrich

County Executive/Ejecutivo del Condado/县长/ Exécutif du comté/카운티 임원/ Đìều hành quận/ مجری شهرستان/ የካውንቲ ሥራ አስፈጻሚ



OFFICE OF THE COUNTY EXECUTIVE
ROCKVILLE, MARYLAND 20850

የጀርባውን ገጽ ይመልከቱ

페이지 넘기기

Lật sang trang tiếp theo

ورق را برگردانید

Dear Montgomery County Resident:

Final reminder! We have been through quite a lot together over the past year and a half, and as we hopefully move past the pandemic for good we can look to our future, so please help us shape the future of Montgomery County! You have been selected at random to participate in the 2021 Montgomery County Resident Survey. Please take a few minutes to complete the survey. **Your participation in this survey is very important** – especially since your household is one of only a small number of households being surveyed. **If you already responded online or to the paper survey sent previously, please do not respond twice.**

A few things to remember:

- **Your responses are completely confidential.**
- In order to hear from a diverse group of residents, the adult 18 years or older in your household who most recently had a birthday should complete this survey.
- **You may complete the survey online at the following link using the access code listed below:**

<https://polco.us/montcountymd2021> Access code: XXYYZZ

If you have any questions about the survey, please call 311 or 240-777-0311, Monday-Friday anytime 7am-7pm. Thank you for your time and participation!

Estimado Residente del Condado de Montgomery:

iRecordatorio final! Hemos pasado por muchas cosas juntos en el último año y medio, y ahora que ojalá dejamos atrás la pandemia de una vez por todas podemos mirar hacia el futuro, ¡por eso ayúdenos a definir el futuro del Condado de Montgomery! Usted ha sido seleccionado al azar para participar en la Encuesta de residentes del Condado de Montgomery 2021. Dedique unos minutos a contestar la encuesta. **Es muy importante su participación en esta encuesta** – especialmente debido a que el suyo es uno de los pocos hogares que se están encuestando. **Si ya contestó en línea o usando la encuesta impresa enviada previamente, no conteste dos veces.**

Algunas cosas para recordar:

- **Sus respuestas son totalmente confidenciales.**
- A fin de conocer la opinión de un grupo diverso de residentes, debe contestar esta encuesta el adulto de 18 años o mayor en su casa que más recientemente haya tenido un cumpleaños.
- **Puede contestar la encuesta en línea usando el enlace siguiente y el código de acceso que se indican a continuación:**

<https://polco.us/mcmdspanish2021> Código de acceso: XXYYZZ

Si tiene alguna pregunta sobre la encuesta, llame al 311 o al 240-777-0311, de lunes a viernes a cualquier hora de 7 a.m. a 7 p.m. ¡Agradecemos su tiempo y participación!

亲爱的蒙哥马利县居民:

最后提醒! 我们在过去的一年半里共同经历了许多事情, 而我们可以永远度过疫情, 能够展望未来, 所以请协助我们打造蒙哥马利县的未来! 您已被随机选中参加 2021 年蒙哥马利县居民调查。请花几分钟的时间填写此调查。**您的参与至关重要** – 特别是您的家庭是少数接受调查的家庭之一。**如果您已在线或在之前寄送的纸质调查中做出了回答, 请不要回答两次。**

需要记住的一些事项:

- 您的回答是完全保密的。
- 为了听取来自不同居民群体的意见, 您家里最近刚过完生日的 18 岁或以上的成年人可填写此调查。
- 您可以使用下列出的访问代码通过以下链接在线填写调查:

<https://polco.us/mcmdchinese2021> 访问代码: XXYYZZ

如果您对调查有任何疑问, 请在周一至周五上午 7 点至晚 7 点的任何时间致电 311 或 240-777-0311。感谢您的时间和参与!

Cher résident du comté de Montgomery:

Dernier rappel! L'année et demie qui vient de s'écouler a été éprouvante. Maintenant que nous avons bon espoir de laisser cette pandémie derrière nous et regardons vers l'avenir, nous souhaitons faire appel à vous pour nous aider à construire le futur du comté de Montgomery! Vous avez été choisi(e) de façon aléatoire pour participer au sondage 2021 auprès des habitants du comté de Montgomery. Nous vous serions reconnaissants de prendre quelques minutes pour répondre à ce sondage. **Votre participation à ce sondage est très importante**, en particulier car votre foyer est l'un des rares à y participer. **Si vous avez déjà répondu en ligne ou sur le sondage papier envoyé précédemment, merci de ne pas y répondre une deuxième fois.**

Quelques points à retenir:

- **Vos réponses sont entièrement confidentielles.**
- Pour obtenir des réponses d'un groupe d'habitants varié, nous demandons que la dernière personne de votre foyer âgée de plus de 18 ans qui a fêté son anniversaire réponde au sondage.
- **Vous pouvez y répondre en ligne à l'adresse suivante en utilisant le code d'accès ci-après :**

<https://polco.us/mcmdfrench2021> Code d'accès: XXYYZZ

Pour toute question relative au sondage, appelez le 311 ou le 240-777-0311, du lundi au vendredi, entre 7 h et 19 h. Merci de votre attention et de votre participation!

몽고메리 카운티 주민 여러분,

마지막 알림! 우리 모두는 지난 1년 반 동안 많은 일을 겪었고 팬데믹을 영원히 극복하기를 희망하면서 미래를 바라보고 있으므로, 몽고메리 카운티의 미래 설계를 위해 도와주시기 바랍니다! 귀하는 2021년 몽고메리 카운티 주민 설문조사에 참여하도록 무작위로 선택되었습니다. 몇 분 동안 시간을 내어 설문조사를 완료해 주시기 바랍니다. 이 설문조사에 참여하는 것은 매우 중요합니다. 특히 귀하의 가구는 설문조사 대상이 되는 소수의 가구 중 하나이기 때문에 더욱 그렇습니다. 온라인에서 이미 응답하였거나 전에 보내드렸던 종이 설문지를 이미 작성하신 경우, 두 번 응답하지 마십시오.

유의해야 할 몇 가지 사항은 다음과 같습니다.

- 귀하의 답변은 완전한 비밀로 유지됩니다.
- 다양한 주민들 그룹의 의견을 듣기 위해, 가장 최근에 생일을 맞았던 18 세 이상의 성인이 이 설문조사서를 작성해야 합니다.
- 아래에 나열된 액세스 코드를 사용하여 다음 링크에서 온라인으로 설문조사를 작성하실 수 있습니다.

<https://polco.us/mcmdkorean2021> 액세스 코드: **XXYYZZ**

설문조사에 대해 질문이 있으시면 월~금요일 오전 7시~오후 7시 사이에 311 또는 240-777-0311 번으로 전화 주십시오. 시간을 내어 참여해주셔서 감사합니다!

Kính gửi Cư dân Quận Montgomery:

Lời nhắc sau cùng! Chúng ta đã cùng nhau trải qua rất nhiều điều trong hơn một năm rưỡi qua, và sau cùng thì sẽ vượt qua đại dịch một cách tốt đẹp, chúng ta có thể hướng đến tương lai, vì vậy hãy giúp chúng tôi lo cho tương lai Quận Montgomery! Quý vị được chọn ngẫu nhiên để tham gia cuộc Khảo Sát Cư Dân Quận Montgomery năm 2021. Xin quý vị dành vài phút để điền bản khảo sát sau đây. **Góp phần tham gia vào khảo sát này là điều rất quan trọng** - nhất là khi gia hộ của quý vị chỉ là một trong vài gia hộ được khảo sát. **Nếu quý vị đã điền khảo sát trực tuyến hoặc bản khảo sát giấy gửi trước đó thì không cần phải điền nữa.**

Một vài điều cần nhớ:

- **Tất cả các câu trả lời đều được giữ kín đáo.**
- Để có ý kiến từ nhiều nhóm dân cư, chúng tôi xin mời người trưởng thành trong gia hộ (18 tuổi trở lên, có ngày sinh nhật vào thời điểm gần đây nhất) trả lời khảo sát.
- **Quý vị có thể điền bản khảo sát trực tuyến tại đường nối sau đây bằng cách nhập mã truy cập dưới đây:**

<https://polco.us/mcmdvietnamese2021> Mã truy cập: **XXYYZZ**

Nếu có thắc mắc về cuộc khảo sát, xin gọi số 311 hoặc 240-777-0311, Thứ Hai - Thứ Sáu vào bất cứ lúc nào từ 7:00 sáng đến 7:00 tối. Xin cảm ơn quý vị đã dành thì giờ góp phần tham gia!

ساکن محترم شهرستان مونٹگومری

یادآوری پایانی! در یک و نیم سال گذشته با هم با مسائل زیادی دست به گریبان بوده ایم و در حالی که امیدوارانه بیماری همه گیر را برای همیشه پشت سر می گذاریم، می توانیم به آینده نگاه کنیم. بنابراین، لطفاً به ما کمک کنید آینده شهرستان مونٹگومری را شکل دهیم! شما به صورت تصادفی برای شرکت در نظرسنجی سال 2021 ساکنین شهرستان مونٹگومری انتخاب شده اید. لطفاً چند دقیقه وقت صرف کنید تا این نظرسنجی را تکمیل کنید. شرکت شما در این نظرسنجی بسیار مهم است - به ویژه از آنجا که خانوار شما یکی از خانوارهای انگشت شمار است که مورد نظرسنجی واقع می شوند. اگر قبلاً به صورت آنلاین پاسخ داده اید یا نظرسنجی کاغذی را قبلاً فرستاده اید، لطفاً دوباره پاسخ ندهید.

چند چیز را به خاطر بسپارید:

- پاسخ های شما کاملاً محرمانه هستند.
- برای آگاهی از نظرات یک گروه متنوع از ساکنین، افراد بزرگسال 18 ساله یا بالاتر در خانوارتان که اخیراً سالگرد تولدشان بود باید این نظرسنجی را تکمیل کنند.
- می توانید نظرسنجی را به صورت آنلاین در لینک زیر و با استفاده از کد دسترسی زیر تکمیل کنید:

<https://polco.us/mcmdfarsi2021> کد دسترسی: **XXYYZZ**

اگر پرسشی درباره نظرسنجی دارید، لطفاً با شماره 311 یا 240-777-0311، دوشنبه تا جمعه از 7 صبح تا 7 عصر تماس بگیرید. از وقت و مشارکت شما سپاسگزاریم!

ው.ድ. የሞንትጎመሪ ካውንቲ ነዋሪ:-

የመጨረሻ ማስታወሻ! ባለፈው አንድ ዓመት ከግማሽ ያህል ጊዜ በጋራ ብዙ አሳልፈናል፤ ይህንን ወረርሽኝ እስከ ወዲያኛው ትተነው እንደምናልፍ ተስፋ እያደረግን ስለ ወደፊት ሕይወት ማማተር እንችላለን፤ ስለዚህ የሞንትጎመሪ ካውንቲን የወደፊት ዘመን ስንቀርጽ እባክዎን ያግዙን! በ2021 የሞንትጎመሪ ካውንቲ ነዋሪ የጥናት ተሳታፊ እንዲሆኑ ያለምንም የተለየ መስፈርት ተመርጠዋል። እባክዎን ጥቂት ደቂቃዎች ወስደው ይህንን ጥናት ይሙሉ። በዚህ ጥናት መሳተፍዎ እጅግ አስፈላጊ ነው። ምክንያቱም በጥናቱ ከተካተቱ እጅግ ጥቂት ቤተሰቦች መካከል የእርስዎ አንዱ ነው። ለዚህ ጥናት በአንዳይን ዘይ ወይም ከዚህ ቀደም ተልኮ ለነበረው ወረቀት ምላሽ ሰጥተው ከነበረ፣ እባክዎን ለሁለተኛ ጊዜ ምላሽ አይስጡ።

የሚያስታውሱት ጥቂት ነጥቦች:-

- የሚጧቸው ምላሾች ሙሉ በሙሉ በምሥጢር ይያዛሉ።
- ከበርካታ ነዋሪዎች ምላሽ ለማግኘት እንድንችል፣ በቅርብ ጊዜ ልደቱን/ቷን ያከበረ/ች 18 ዓመት ወይም ከዚያ በላይ ዕድሜ ያለው/ያላት ሁሉም የቤተሰብ አባል ጥናቱን መሙላት ይገባል/ይገባታል።
- ይህንን ጥናት ከዚህ በማስተል የሚገኘውን ኮድ በመጠቀም ከዚህ በታች ባለው ሊንክ አንዳይን ሊሞሉ ይችላሉ:-

<https://polco.us/mcmdamharic2021> ማግኛ ኮድ:- **XXYYZZ**

ስለጥናቱ ማንኛውም ጥያቄ ካለዎት እባክዎን በስልክ ቁጥር 311 ወይም 240-777-0311፣ ከሰኞ እስከ ዓርብ ከ7am-7pm በማንኛውም ሰዓት ይደውሉ። ለጊዜዎ እና ስለተሳተፉ እናመሰግናን!

Marc Elrich



OFFICE OF THE COUNTY EXECUTIVE
ROCKVILLE, MARYLAND 20850

የጀርባውን ገጽ ይመልከቱ

페이지 넘기기

Lật sang trang tiếp theo

ورق را برگردانید

Dear Montgomery County Resident:

Final reminder! We have been through quite a lot together over the past year and a half, and as we hopefully move past the pandemic for good we can look to our future, so please help us shape the future of Montgomery County! You have been selected at random to participate in the 2021 Montgomery County Resident Survey. Please take a few minutes to complete the survey. Your participation in this survey is very important – especially since your household is one of only a small number of households being surveyed. **If you already responded, please do not respond twice.**

A few things to remember:

- **Your responses are completely confidential.**
- In order to hear from a diverse group of residents, the adult 18 years or older in your household who most recently had a birthday should complete this survey.
- **You may complete the survey online at the following link using the access code listed below:**

<https://polco.us/2021montcountymd> Access code: **XXYYZZ**

If you have any questions about the survey, please call 311 or 240-777-0311, Monday-Friday anytime 7am-7pm. Thank you for your time and participation!

Estimado Residente del Condado de Montgomery:

iRecordatorio final! Hemos pasado por muchas cosas juntos en el último año y medio, y ahora que ojalá dejamos atrás la pandemia de una vez por todas podemos mirar hacia el futuro, ¡por eso ayúdenos a definir el futuro del Condado de Montgomery! Usted ha sido seleccionado al azar para participar en la Encuesta de residentes del Condado de Montgomery 2021. Dedique unos minutos a contestar la encuesta. **Es muy importante su participación en esta encuesta** – especialmente debido a que el suyo es uno de los pocos hogares que se están encuestando. **Si ya contestó, no conteste dos veces.**

Algunas cosas que recordar:

- **Sus respuestas son totalmente confidenciales.**
- A fin de conocer la opinión de un grupo diverso de residentes, debe contestar esta encuesta el adulto de 18 años o mayor en su casa que más recientemente haya tenido un cumpleaños.
- **Puede contestar la encuesta en línea usando el enlace siguiente y el código de acceso que se indican a continuación:**

<https://polco.us/2021mcmdspanish> Código de acceso: **XXYYZZ**

Si tiene alguna pregunta sobre la encuesta, llame al 311 o al 240-777-0311, de lunes a viernes a cualquier hora de 7 a.m. a 7 p.m.

¡Agradecemos su tiempo y participación!

亲爱的蒙哥马利县居民:

最后提醒! 我们在过去的一年半里共同经历了许多事情, 而我们可以永远度过疫情, 能够展望未来, 所以请协助我们打造蒙哥马利县的未来! 您已被随机选中参加 2021 年蒙哥马利县居民调查。请花几分钟的时间填写此调查。**您的参与至关重要** – 特别是您的家庭是少数接受调查的家庭之一。**如果您已经做出了回答, 请不要回答两次。**

需要记住的一些事项:

- 您的回答是完全保密的。
- 为了听取来自不同居民群体的意见, 您家里最近刚过完生日的 18 岁或以上的成年人可填写此调查。
- 您可以使用下面列出的访问代码通过以下链接在线填写调查:

<https://polco.us/2021mcmdchinese> 访问代码: **XXYYZZ**

如果您对调查有任何疑问, 请在周一至周五上午 7 点至晚 7 点的任何时间致电 311 或 240-777-0311。感谢您的时间和参与!

Cher/Chère habitant(e) du comté de Montgomery:

Dernier rappel! L'année et demie qui vient de s'écouler a été éprouvante. Maintenant que nous avons bon espoir de laisser cette pandémie derrière nous et regardons vers l'avenir, nous souhaitons faire appel à vous pour nous aider à construire le futur du comté de Montgomery! Vous avez été choisi(e) de façon aléatoire pour participer au sondage 2021 auprès des habitants du comté de Montgomery. Nous vous serions reconnaissants de prendre quelques minutes pour répondre à ce sondage. **Votre participation à ce sondage est très importante**, en particulier car votre foyer est l'un des rares à y participer. **Si vous avez déjà répondu au sondage, merci de ne pas y répondre une deuxième fois.**

Quelques points à retenir :

- **Vos réponses sont entièrement confidentielles.**
- Pour obtenir des réponses d'un groupe d'habitants varié, nous demandons que la dernière personne de votre foyer âgée de plus de 18 ans qui a fêté son anniversaire réponde au sondage.
- **Vous pouvez y répondre en ligne à l'adresse suivante en utilisant le code d'accès ci-après:**

<https://polco.us/2021mcmdfrench> Code d'accès : **XXYYZZ**

Pour toute question relative au sondage, appelez le 311 ou le 240-777-0311, du lundi au vendredi, entre 7 h et 19 h. Merci de votre attention et de votre participation!

몽고메리 카운티 주민 여러분,

마지막 알림! 우리 모두는 지난 1년 반 동안 많은 일을 겪었고 팬데믹을 영원히 극복하기를 희망하면서 미래를 바라보고 있으므로, 몽고메리 카운티의 미래 설계를 위해 도와주시기 바랍니다! 귀하는 2021년 몽고메리 카운티 주민 설문조사에 참여하도록 무작위로 선택되었습니다. 몇 분 동안 시간을 내어 설문조사를 완료해 주시기 바랍니다. 이 설문조사에 참여하는 것은 매우 중요합니다. 특히 귀하의 가구는 설문조사 대상이 되는 소수의 가구 중 하나이기 때문에 더욱 그렇습니다. 이미 응답하신 경우, 두 번 응답하지 마십시오.

유의해야 할 몇 가지 사항은 다음과 같습니다.

- 귀하의 답변은 완전한 비밀로 유지됩니다.
- 다양한 주민들 그룹의 의견을 듣기 위해, 가장 최근에 생일을 맞았던 18 세 이상의 성인이 이 설문조사서를 작성해야 합니다.
- 아래에 나열된 액세스 코드를 사용하여 다음 링크에서 온라인으로 설문조사를 작성하실 수 있습니다.

<https://polco.us/2021mcmdkorean> 액세스 코드: **XXYYZZ**

설문조사에 대해 질문이 있으시면 월~금요일 오전 7시~오후 7시 사이에 311 또는 240-777-0311 번으로 전화 주십시오. 시간을 내어 참여해주셔서 감사합니다!

Thân gửi Cư Dân Quận Montgomery:

Lời nhắc sau cùng! Chúng ta đã cùng nhau trải qua rất nhiều điều trong hơn một năm rưỡi qua, và sau cùng thì sẽ vượt qua đại dịch một cách tốt đẹp, chúng ta có thể hướng đến tương lai, vì vậy hãy giúp chúng tôi lo cho tương lai Quận Montgomery! Quý vị được chọn ngẫu nhiên để tham gia cuộc Khảo Sát Cư Dân Quận Montgomery năm 2021. Xin quý vị dành vài phút để điền bản khảo sát sau đây. **Góp phần tham gia vào khảo sát này là điều rất quan trọng** - nhất là khi gia hộ của quý vị chỉ là một trong vài gia hộ được khảo sát. **Nếu quý vị đã điền khảo sát thì không cần phải điền nữa.**

Một vài điều cần nhớ:

- **Tất cả các câu trả lời đều được giữ kín đáo.**
- Để có ý kiến từ nhiều nhóm dân cư, chúng tôi xin mời người trưởng thành trong gia hộ (18 tuổi trở lên, có ngày sinh nhật vào thời điểm gần đây nhất) trả lời khảo sát.
- **Quý vị có thể điền bản khảo sát trực tuyến tại đường nối sau đây bằng cách nhập mã truy cập dưới đây:**

<https://polco.us/2021mcmdvietnamese> Mã truy cập: **XXYYZZ**

Nếu có thắc mắc về cuộc khảo sát, xin gọi số 311 hoặc 240-777-0311, Thứ Hai - Thứ Sáu vào bất cứ lúc nào từ 7:00 sáng đến 7:00 tối. Xin cảm ơn quý vị đã dành thì giờ góp phần tham gia!

ساکن گرامی شهرستان مونتگومری:

یادآوری پایانی! در یک و نیم سال گذشته باهم با مسائل زیادی دست به گریبان بوده‌ایم و در حالی که امیدوارانه بیماری همهگیر را برای همیشه پشت سر می‌گذاریم، می‌توانیم به آینده نگاه کنیم. بنابراین، لطفاً به ما کمک کنید آینده شهرستان مونتگومری را شکل دهیم! شما به صورت تصادفی برای شرکت در نظرسنجی سال 2021 ساکنین شهرستان مونتگومری انتخاب شده‌اید. لطفاً چند دقیقه وقت صرف کنید تا این نظرسنجی را تکمیل کنید. شرکت شما در این نظرسنجی بسیار مهم است - به‌ویژه از آنجا که خانوار شما یکی از خانوارهای انگشت‌شمار است که مورد نظرسنجی واقع می‌شوند. اگر قبلاً پاسخ داده‌اید، لطفاً دوباره پاسخ ندهید.

چند چیز را به خاطر بسپارید:

- پاسخ‌های شما کاملاً محرمانه هستند.
- برای آگاهی از نظرات یک گروه متنوع از ساکنین، افراد بزرگسال 18 ساله یا بالاتر در خانوارتان که اخیراً سالگرد تولدشان بود باید این نظرسنجی را تکمیل کنند.
- می‌توانید نظرسنجی را به صورت آنلاین در لینک زیر و با استفاده از کد دسترسی زیر تکمیل کنید:

<https://polco.us/2021mcmdfarsi> کد دسترسی: **XXYYZZ**

اگر پرسشی درباره نظرسنجی دارید، لطفاً با شماره 311 یا 240-777-0311، دوشنبه تا جمعه از 7 صبح تا 7 عصر تماس بگیرید. از وقت و مشارکت شما سپاسگزاریم!

ውድ የሞንትጎመሪ ካውንቲ ነዋሪ፡-

የመጨረሻ ማስታወሻ! ባለፈው አንድ ዓመት ከግማሽ ያህል ጊዜ በጋራ ብዙ አሳልፈናል፤ ይህንን ወረርሽኝ እስከ ወዲያኛው ትተነው እንደምናልፍ ተስፋ እያደረግን ስለ ወደፊት ሕይወት ማማተር እንችላለን፤ ስለዚህ የሞንትጎመሪ ካውንቲን የወደፊት ዘመን ስንቀርጽ እባክዎን ያግዙን! በ2021 የሞንትጎመሪ ካውንቲ ነዋሪ የጥናት ተሳታፊ እንዲሆኑ ያለምንም የተለየ መስፈርት ተመርጠዋል። እባክዎን ጥቂት ደቂቃዎች ወስደው ይህንን ጥናት ይሙሉ። **በዚህ ጥናት መሳተፍዎ እጅግ አስፈላጊ ነው።** ምክንያቱም በጥናቱ ከተካተቱ እጅግ ጥቂት ቤተሰቦች መካከል የእርስዎ አንዱ ነው። **ለዚህ ጥናት አስቀድመው ምላሽ ሰጥተው ከነበረኛ እባክዎን ለሁለተኛ ጊዜ ምላሽ አይስጡ።**

የሚያስታውሱት ጥቂት ነጥቶች፡-

- የሚጧችው ምላሽ ሙሉ በሙሉ በምሥጢር ይያዛል።
- ከበርካታ ነዋሪዎች ምላሽ ለማግኘት እንድንችል፣ በቅርብ ጊዜ ልደቱን/ቷን ያከበረ/ች 18 ዓመት ወይም ከዚያ በላይ ዕድሜ ያለው/ያላት ሁሉም የቤተሰብ አባል ጥናቱን መሙላት ይገባዎል/ይገባታል።
- ይህንን ጥናት ከዚህ በማስተል የሚገኘውን ኮድ በመጠቀም ከዚህ በታች ባለው ሊንክ ኮንላይን ሊሞሉ ይችላሉ፡-

<https://polco.us/2021mcmdamharic> ማግኛ ኮድ፡- **XXYYZZ**

ስለጥናቱ ማንኛውም ጥያቄ ካለዎት እባክዎን በስልክ ቁጥር 311 ወይም 240-777-0311፣ ከሰኞ እስከ ዓርብ ከ7am-7pm በማንኛውም ሰዓት ይደውሉ። ለጊዜዎ እና ስለተሳተፉ እናመሰግናን!

Marc Elrich



Office of the Montgomery County Executive
CountyStat
101 Monroe Street
2nd Floor
Rockville, MD 20850

Presorted
First Class Mail
US Postage
PAID
Boulder, CO
Permit NO.94

Montgomery County 2021 Community Survey

Please complete this survey if you are the adult (age 18 or older) in the household who most recently had a birthday (the year of birth does not matter). Your responses are anonymous and will be reported in group form only.

1. Please rate each of the following aspects of quality of life in Montgomery County.

	<u>Excellent</u>	<u>Good</u>	<u>Fair</u>	<u>Poor</u>	<u>Don't know</u>
Montgomery County as a place to live	1	2	3	4	5
Your neighborhood as a place to live	1	2	3	4	5
Montgomery County as a place to raise children.....	1	2	3	4	5
Montgomery County as a place to work.....	1	2	3	4	5
Montgomery County as a place to visit.....	1	2	3	4	5
Montgomery County as a place to retire.....	1	2	3	4	5
The overall quality of life in Montgomery County.....	1	2	3	4	5
Sense of community.....	1	2	3	4	5

2. Please rate each of the following characteristics as they relate to Montgomery County as a whole.

	<u>Excellent</u>	<u>Good</u>	<u>Fair</u>	<u>Poor</u>	<u>Don't know</u>
Overall economic health of Montgomery County.....	1	2	3	4	5
Overall quality of the transportation system (auto, bicycle, foot, bus) in Montgomery County.....	1	2	3	4	5
Overall design or layout of Montgomery County's residential and commercial areas (e.g., homes, buildings, streets, parks, etc.)	1	2	3	4	5
Overall quality of the utility infrastructure in Montgomery County (water, sewer, storm water, electric, gas)	1	2	3	4	5
Overall feeling of safety in Montgomery County.....	1	2	3	4	5
Overall quality of natural environment in Montgomery County.....	1	2	3	4	5
Overall quality of parks and recreation opportunities.....	1	2	3	4	5
Overall health and wellness opportunities in Montgomery County.....	1	2	3	4	5
Overall opportunities for education, culture, and the arts.....	1	2	3	4	5
Residents' connection and engagement with their community	1	2	3	4	5

3. Please indicate how likely or unlikely you are to do each of the following.

	<u>Very likely</u>	<u>Somewhat likely</u>	<u>Somewhat unlikely</u>	<u>Very unlikely</u>	<u>Don't know</u>
Recommend living in Montgomery County to someone who asks.....	1	2	3	4	5
Remain in Montgomery County for the next five years.....	1	2	3	4	5

4. Please rate how safe or unsafe you feel:

	<u>Very safe</u>	<u>Somewhat safe</u>	<u>Neither safe nor unsafe</u>	<u>Somewhat unsafe</u>	<u>Very unsafe</u>	<u>Don't know</u>
In your neighborhood during the day.....	1	2	3	4	5	6
In Montgomery County's downtown/commercial area during the day	1	2	3	4	5	6
From property crime.....	1	2	3	4	5	6
From violent crime.....	1	2	3	4	5	6
From fire, flood, or other natural disaster	1	2	3	4	5	6

5. Please rate the job you feel the Montgomery County community does at each of the following.

	<u>Excellent</u>	<u>Good</u>	<u>Fair</u>	<u>Poor</u>	<u>Don't know</u>
Making all residents feel welcome	1	2	3	4	5
Attracting people from diverse backgrounds.....	1	2	3	4	5
Valuing/respecting residents from diverse backgrounds.....	1	2	3	4	5
Taking care of vulnerable residents (elderly, disabled, homeless, etc.).....	1	2	3	4	5

6. Please rate each of the following in the Montgomery County community.

	<u>Excellent</u>	<u>Good</u>	<u>Fair</u>	<u>Poor</u>	<u>Don't know</u>
Overall quality of business and service establishments in Montgomery County ...	1	2	3	4	5
Variety of business and service establishments in Montgomery County	1	2	3	4	5
Vibrancy of downtown/commercial area	1	2	3	4	5
Employment opportunities	1	2	3	4	5
Shopping opportunities	1	2	3	4	5
Cost of living in Montgomery County.....	1	2	3	4	5
Overall image or reputation of Montgomery County	1	2	3	4	5

7. Please also rate each of the following in the Montgomery County community.

	Excellent	Good	Fair	Poor	Don't know
Traffic flow on major streets.....	1	2	3	4	5
Ease of public parking.....	1	2	3	4	5
Ease of travel by car in Montgomery County.....	1	2	3	4	5
Ease of travel by public transportation in Montgomery County.....	1	2	3	4	5
Ease of travel by bicycle in Montgomery County.....	1	2	3	4	5
Ease of walking in Montgomery County.....	1	2	3	4	5
Well-planned residential growth.....	1	2	3	4	5
Well-planned commercial growth.....	1	2	3	4	5
Well-designed neighborhoods.....	1	2	3	4	5
Preservation of the historical or cultural character of the community.....	1	2	3	4	5
Public places where people want to spend time.....	1	2	3	4	5
Variety of housing options.....	1	2	3	4	5
Availability of affordable quality housing.....	1	2	3	4	5
Overall quality of new development in Montgomery County.....	1	2	3	4	5
Overall appearance of Montgomery County.....	1	2	3	4	5
Cleanliness of Montgomery County.....	1	2	3	4	5
Water resources (beaches, lakes, ponds, riverways, etc.).....	1	2	3	4	5
Air quality.....	1	2	3	4	5
Availability of paths and walking trails.....	1	2	3	4	5
Fitness opportunities (including exercise classes and paths or trails, etc.)... 1	2	3	4	5	
Recreational opportunities.....	1	2	3	4	5
Availability of affordable quality food.....	1	2	3	4	5
Availability of affordable quality health care.....	1	2	3	4	5
Availability of preventive health services.....	1	2	3	4	5
Availability of affordable quality mental health care.....	1	2	3	4	5
Opportunities to attend cultural/arts/music activities.....	1	2	3	4	5
Community support for the arts.....	1	2	3	4	5
Availability of affordable quality childcare/preschool.....	1	2	3	4	5
K-12 education.....	1	2	3	4	5
Adult educational opportunities.....	1	2	3	4	5
Sense of civic/community pride.....	1	2	3	4	5
Neighborliness of residents in Montgomery County.....	1	2	3	4	5
Opportunities to participate in social events and activities.....	1	2	3	4	5
Opportunities to attend special events and festivals.....	1	2	3	4	5
Opportunities to volunteer.....	1	2	3	4	5
Opportunities to participate in community matters.....	1	2	3	4	5
Openness and acceptance of the community toward people of diverse backgrounds.....	1	2	3	4	5

8. Please indicate whether or not you have done each of the following in the last 12 months.

	No	Yes
Contacted Montgomery County (in-person, phone, email, or web) for help or information.....	1	2
Contacted Montgomery County elected officials (in-person, phone, email, or web) to express your opinion.....	1	2
Attended a local public meeting <u>in person</u> (of local elected officials like City Council or County Commissioners, advisory boards, town halls, HOA, neighborhood watch, etc.).....	1	2
Watched or <u>virtually</u> attended (online or on television) a local public meeting.....	1	2
Volunteered your time to some group/activity in Montgomery County.....	1	2
Campaigned or advocated for a local issue, cause, or candidate.....	1	2
Voted in your most recent local election.....	1	2
Used bus, rail, subway, or other public transportation instead of driving.....	1	2
Carpooled with other adults or children instead of driving alone.....	1	2
Walked or biked instead of driving.....	1	2

Montgomery County 2021 Community Survey

9. Please rate the quality of each of the following services in Montgomery County.

	Excellent	Good	Fair	Poor	Don't know
Public information services.....	1	2	3	4	5
Economic development.....	1	2	3	4	5
Traffic enforcement.....	1	2	3	4	5
Traffic signal timing.....	1	2	3	4	5
Street repair.....	1	2	3	4	5
Street cleaning.....	1	2	3	4	5
Street lighting.....	1	2	3	4	5
Snow removal.....	1	2	3	4	5
Sidewalk maintenance.....	1	2	3	4	5
Bus or transit services.....	1	2	3	4	5
Land use, planning, and zoning.....	1	2	3	4	5
Code enforcement (weeds, abandoned buildings, etc.).....	1	2	3	4	5
Affordable high-speed internet access.....	1	2	3	4	5
Garbage collection.....	1	2	3	4	5
Drinking water.....	1	2	3	4	5
Sewer services.....	1	2	3	4	5
Storm water management (storm drainage, dams, levees, etc.).....	1	2	3	4	5
Power (electric and/or gas) utility.....	1	2	3	4	5
Utility billing.....	1	2	3	4	5
Police services.....	1	2	3	4	5
Crime prevention.....	1	2	3	4	5
Animal control.....	1	2	3	4	5
Ambulance or emergency medical services.....	1	2	3	4	5
Fire services.....	1	2	3	4	5
Fire prevention and education.....	1	2	3	4	5
Emergency preparedness (services that prepare the community for natural disasters or other emergency situations).....	1	2	3	4	5
Preservation of natural areas (open space, farmlands, and greenbelts).....	1	2	3	4	5
Montgomery County open space.....	1	2	3	4	5
Recycling.....	1	2	3	4	5
Yard waste pick-up.....	1	2	3	4	5
Montgomery County parks.....	1	2	3	4	5
Recreation programs or classes.....	1	2	3	4	5
Recreation centers or facilities.....	1	2	3	4	5
Health services.....	1	2	3	4	5
Public library services.....	1	2	3	4	5
Overall customer service by Montgomery County employees (police, receptionists, planners, etc.).....	1	2	3	4	5
MC311 non-emergency services and information line.....	1	2	3	4	5
Services for seniors.....	1	2	3	4	5
Services for youth.....	1	2	3	4	5
Election/voter services.....	1	2	3	4	5
Permitting services.....	1	2	3	4	5
Consumer protection.....	1	2	3	4	5
Alcohol sales.....	1	2	3	4	5

10. Please rate the following categories of Montgomery County government performance.

	Excellent	Good	Fair	Poor	Don't know
The value of services for the taxes paid to Montgomery County.....	1	2	3	4	5
The overall direction that Montgomery County is taking.....	1	2	3	4	5
The job County government does at welcoming resident involvement.....	1	2	3	4	5
Overall confidence in Montgomery County government.....	1	2	3	4	5
Generally acting in the best interest of the community.....	1	2	3	4	5
Being honest.....	1	2	3	4	5
Being open and transparent to the public.....	1	2	3	4	5
Informing residents about issues facing the community.....	1	2	3	4	5
Treating all residents fairly.....	1	2	3	4	5
Treating residents with respect.....	1	2	3	4	5
The County government's response thus far to the Covid-19 pandemic.....	1	2	3	4	5

11. Overall, how would you rate the quality of the services provided by each of the following?

	<u>Excellent</u>	<u>Good</u>	<u>Fair</u>	<u>Poor</u>	<u>Don't know</u>
Montgomery County	1	2	3	4	5
The Federal Government.....	1	2	3	4	5
The State of Maryland	1	2	3	4	5

12. Please rate how important, if at all, you think it is for the Montgomery County community to focus on each of the following in the coming two years.

	<u>Essential</u>	<u>Very important</u>	<u>Somewhat important</u>	<u>Not at all important</u>
Overall economic health of Montgomery County.....	1	2	3	4
Overall quality of the transportation system (auto, bicycle, foot, bus) in Montgomery County	1	2	3	4
Overall design or layout of Montgomery County's residential and commercial areas (e.g., homes, buildings, streets, parks, etc.)	1	2	3	4
Overall quality of the utility infrastructure in Montgomery County (water, sewer, storm water, electric, gas).....	1	2	3	4
Overall feeling of safety in Montgomery County	1	2	3	4
Overall quality of natural environment in Montgomery County.....	1	2	3	4
Overall quality of parks and recreation opportunities.....	1	2	3	4
Overall health and wellness opportunities in Montgomery County	1	2	3	4
Overall opportunities for education, culture, and the arts.....	1	2	3	4
Residents' connection and engagement with their community	1	2	3	4

13. Thinking now about some more specific areas of focus, please indicate if each of the following have gotten better, worse or stayed the same in Montgomery County over the past two years.

	<u>Much better</u>	<u>Somewhat better</u>	<u>Stayed about the same</u>	<u>Somewhat worse</u>	<u>Much worse</u>	<u>Don't know</u>
Affordable housing.....	1	2	3	4	5	6
Crime.....	1	2	3	4	5	6
The environment.....	1	2	3	4	5	6
The pace of growth.....	1	2	3	4	5	6
Public schools (K-12)	1	2	3	4	5	6
Social services for those in need	1	2	3	4	5	6
Traffic.....	1	2	3	4	5	6
Job growth.....	1	2	3	4	5	6
Business growth.....	1	2	3	4	5	6
Quality of life opportunities (recreation, libraries, arts and culture)	1	2	3	4	5	6
Equity.....	1	2	3	4	5	6

14. Please select the statement that best describes your opinion.

- I am satisfied with the current level of taxes and services.
- I am willing to pay more taxes to get more services.
- I feel that I pay too much for the services I receive.
- I am willing to accept service reductions if it means lower taxes.
- My opinion is different from the ones listed here.
- I don't have an opinion/no preference.

15. Have you needed the County government to resolve an issue or problem in the past two years?

- Yes → Go to question 16
- No → Go to question 17

16. Please indicate how easy or hard it was to do each of the following.

	<u>Very easy</u>	<u>Somewhat easy</u>	<u>Somewhat hard</u>	<u>Very hard</u>
Communicate the issue/problem	1	2	3	4
Resolve the issue/problem.....	1	2	3	4

Montgomery County 2021 Community Survey

17. How many times, if any, have you interacted with a Montgomery County Police Department (MCPD) employee within the last two years?

	0 times	1-2 times	3-5 times	6-8 times	9 or more times
In-person	1	2	3	4	5
On the phone.....	1	2	3	4	5
Online.....	1	2	3	4	5

17a. To what extent do you agree or disagree that the MCPD employee(s) you interacted with treated you fairly?
 Strongly agree Somewhat agree Somewhat disagree Strongly disagree Don't know

17b. Please rate each of the following aspects of the MCPD employee(s) with whom you personally had contact:

	Excellent	Good	Fair	Poor	Don't know
Professionalism	1	2	3	4	5
Approachability.....	1	2	3	4	5
Responsiveness.....	1	2	3	4	5

18. Please rate each of the following aspects of Montgomery County K-12 public schools.

	Excellent	Good	Fair	Poor	Don't know
Class size.....	1	2	3	4	5
Teacher/student ratio	1	2	3	4	5
Student safety.....	1	2	3	4	5
School facilities	1	2	3	4	5
Food/cafeteria.....	1	2	3	4	5
Accessibility of teachers and administrators.....	1	2	3	4	5
Diversity of race/ethnicity of the student body	1	2	3	4	5
Virtual/remote instruction (when needed)	1	2	3	4	5
Overall quality of education	1	2	3	4	5

19. Which, if any, apply to your current connection to Montgomery County Public Schools (MCPS)? (Mark all that apply).

- One or more of my children is currently enrolled in a Montgomery County Public School
- One or more of my children was enrolled in MCPS in the past
- My grandchild(ren) or other relatives are currently enrolled in MCPS
- I am a current MCPS employee
- I am a past MCPS employee
- I am a current or former school or MCPS volunteer
- None of the above

20. To what extent do you agree or disagree that Montgomery County Public Schools (MCPS) should consider adjusting school boundaries in order to increase student diversity and better utilize capacity in its schools?

- Strongly agree Somewhat agree Somewhat disagree Strongly disagree Don't know/No opinion

21. Which of the following best describe your current child care arrangement for your child(ren) under age 5? (Mark all that apply).

- Not applicable to me/our household
- Licensed child care center
- Licensed child care affiliated with a faith-based organization
- Licensed family child care program (in a home setting)
- Part-day Public Pre-K/Early Head Start/Head Start Program
- Relative (e.g. grandparent, aunt/uncle)
- Non-relative friend or neighbor
- Nanny/nanny share
- I/My spouse/partner provides care for our child(ren)

22. Please indicate which of the following potential sources for information, if any, that you use to get information about County services, activities, and events. (Please mark all that apply.)

- County website (www.montgomerycountymd.gov)
- MC311
- Local newspapers and/or their websites
- Radio (e.g., WTOP, WAMU, etc.)
- "Montgomery al Día" radio program
- Local television stations
- County cable television (Verizon ch. 30, Comcast and RCN ch. 6)
- Civic association, homeowners' association newsletters, or community listservs
- Nextdoor app or website
- The County's social network sites (e.g., Facebook, Twitter, YouTube, etc.)
- Alert Montgomery
- Blog websites
- Publications from County government or elected officials (mailings, publications, online newsletters, Montgomery County Update Newsletter)
- Town hall meetings or other public meetings
- Word of mouth

Our last questions are about you and your household.
Again, all of your responses to this survey are completely anonymous and will be reported in group form only.

D1. In general, how many times do you:

	Several times a day	Once a day	A few times a week	Every few weeks	Less often or never	Don't know
Access the internet from your home using a computer, laptop, or tablet computer	1	2	3	4	5	6
Access the internet from your cell phone.....	1	2	3	4	5	6
Visit social media sites such as Facebook, Twitter, Nextdoor, etc.	1	2	3	4	5	6
Use or check email.....	1	2	3	4	5	6
Share your opinions online.....	1	2	3	4	5	6
Shop online.....	1	2	3	4	5	6

D2. Please rate your overall health.

- Excellent Very good Good Fair Poor

D3. What impact, if any, do you think the economy will have on your family income in the next 6 months?

Do you think the impact will be:

- Very positive Somewhat positive Neutral Somewhat negative Very negative

D4. How many years have you lived in Montgomery County?

- Less than 2 years
 2-5 years
 6-10 years
 11-20 years
 More than 20 years

D5. Which best describes the building you live in?

- One family house detached from any other houses
 Building with two or more homes (duplex, townhome, apartment, or condominium)
 Mobile home
 Other

D6. Do you rent or own your home?

- Rent
 Own

D7. About how much is your monthly housing cost for the place you live (including rent, mortgage payment, property tax, property insurance, and homeowners' association (HOA) fees)?

- Less than \$500 \$2,000 to \$2,499
 \$500 to \$999 \$2,500 to \$2,999
 \$1,000 to \$1,499 \$3,000 to \$3,499
 \$1,500 to \$1,999 \$3,500 or more

D8. Do any children 17 or under live in your household?

- No Yes

D9. Are you or any other members of your household aged 65 or older?

- No Yes

D10. How much do you anticipate your household's total income before taxes will be for the current year? (Please include in your total income money from all sources for all persons living in your household.)

- Less than \$25,000 \$75,000 to \$99,999
 \$25,000 to \$49,999 \$100,000 to \$149,999
 \$50,000 to \$74,999 \$150,000 or more

D11. Are you Spanish, Hispanic or Latino?

- No, not Spanish, Hispanic, or Latino
 Yes, I consider myself to be Spanish, Hispanic, or Latino

D12. What is your race? (Mark one or more races to indicate what race you consider yourself to be.)

- American Indian or Alaskan Native
 Asian, Asian Indian, or Pacific Islander
 Black or African American
 White
 Other

D13. In which category is your age?

- 18-24 years 55-64 years
 25-34 years 65-74 years
 35-44 years 75 years or older
 45-54 years

D14. What is your gender?

- Female
 Male
 Identify in another way

Thank you! Please return the completed survey in the postage-paid envelope to:
National Research Center, Inc., PO Box 549, Belle Mead, NJ 08502