1.0 GENERAL CONDITIONS
1.1 SCOPE OF WORK
A. The landscape contractor shall provide all materials, labor and equipment to complete all landscape work as shown on the plans and specifications.
B. Total number of plants shall be drawn on the landscape plan. If there is a discrepancy between the drawing and the list on the plans, the contractor shall request clarification from the landscape architect.
1.2 STANDARDS
A. All plant material shall conform to the current issue of the American Standard for Nursery Stock published by the American Association of Nurserymen. All trees to branch symmetrically around central leader. No forked leader stock will be accepted.
B. Plant material must be selected from nurseries that have been inspected and certified by state plant inspectors.
C. Nomenclature will be in accordance with Horticulturist
1.3 SUBMITTALS
When requested by the owner or owner's representative, samples of all material other than plants shall be submitted to the owner's designated representative for approval.
1.4 APPROVALS
All approvals will be in writing.
1.5 SUBSTITUTIONS
It is the landscape contractor's responsibility to make every reasonable effort to find the material specified by the landscape architect. The landscape contractor may offer substitutions to the landscape architect for his/her consideration. The landscape contractor will notify the landscape architect if there are known disease or insect resistant species that can be substituted for a selected pest-prone plant. All substitutions shall be approved by M-NCPPC.
1.6 UTILITIES AND UNDERGROUND FEATURES
The landscape contractor shall notify utility companies and/or the general contractor in advance of construction to locate utilities.
1.7 DRAINAGE
If plants are to be installed in areas that show obvious poor drainage, and the plants are inappropriate for that condition, the landscape contractor shall notify the landscape architect and owner. If they deem necessary, the plants shall be relocated, the contract shall be adjusted to allow for drainage correction at a negotiated cost, or the plant selection modified by the landscape architect to accommodate the poor drainage situation.
1.8 WORKMANSHIP
A. During delivery and installation, the landscape contractor shall perform in a workmanlike manner, coordinating his/her activities so as not to interfere unduly with the work of other trades and leaving his/her work area(s) clean of letter and debris at the close of each workday.
B. During planting, all areas shall be kept neat and clean, precautions shall be taken to avoid damage to existing plants, large trees, turf and structures. Where existing trees are to be preserves, additional precautions should be taken to avoid unnecessary accumulation of excavated materials, soil compaction or root damage.
C. Upon completion, all debris and waste material resulting from planting operations shall be removed from the project and the area cleaned up.
D. Any damage to the existing utilities, buildings, paving, curb and walls, and vegetation (not so designated for removal on these plans) shall be repaired to previous condition or replaced by the Contractor at his expense.
1.9 WATER
A. The owner shall supply water on site at no cost. If the landscape contractor has to supply water to the site, it shall be at an additional cost.
1.10 PLANTING SEASONS
A. Willow Oak, Red Maple and Broad Leaf Evergreens will not be planted between November 15 and March 1, unless the landscape contractor states in writing that he/she will guarantee plants.
1.11 INSPECTIONS AND ACCEPTANCE
A. Initial inspection- Prior to planting, all plant locations shall be staked in the field by the contractor. The landscape architect shall be contacted to inspect and approve all plant locations before planting.
B. Final acceptance inspection. A verification of performance for work by contract documents, to be conducted by the landscape architect or owner's representative on-site and in the presence of the landscape contractor for the purpose of acceptance.
C. Final warranty inspection. The landscape contractor shall conduct a final inspection with the owner or owner's representative at the end of the one year period.
1.12 WARRANTY
A. The standard warranty is for one (1) year period, excluding bulbs and annuals, commencing on the date of initial acceptance. All plants shall be alive and in satisfactory growth at the end of the guarantee period.
B. Any material that is 25% dead or more shall be considered dead and must be replaced at no charge. A tree shall be considered dead when the main leader has died back, or 25% of the crown is dead.
C. Perennials shall be guaranteed for one year after initial acceptance.
2.0 PLANT MATERIALS
2.1 SCOPE OF WORK:
The landscape contractor shall be responsible for furnishing and installing all plant material shown on the drawings and plant list.
2.2 INSPECTION
A. Plants shall be subject to inspection and approval by the owner or owner's representative at the place of growth (before digging - trees) or holding yard (shrubs) for conformity to specification requirements as to quality, size, and variety.

3.0 PRODUCTS
3.1 QUALITY ASSURANCE
Manufacturer's certified analysis shall accompany packaged standard products.
3.2 ORGANIC MATTER
A. Peat Moss - Type 1 sphagnum peat moss; finely divided with a pH of 3.1 to 5.0.
B. Sedge Peat - decomposes peat containing no identifiable fibers.
C. Leaf Compost - that is screened and free to trash.
D. Composted Sewage Sludge - approved, screened, polymer-dewatered sewage sludge with a pH of 4.2 - 7.2 g ma
3.3 TOPSOIL
A. It shall be free of stones, lumps, plants, roots and other debris over 1 1/2". Topsoil must also be free of plants or plant parts of Bermudagrass, quackgrass, Johnsongrass, mugwort, nutsedge, poison ivy, Canadian thistle or others as specified.
B. It shall not contain toxic substances harmful to plant growth, i.e. pesticide residues.
3.4 BACKFILL MIXTURE
A. Backfill mixture for trees and shrubs shall be 1/3 topsoil, 1/3 existing soil, and 1/3 organic amendment.
3.5 MULCH
A. Material shall be composted, shredded hardwood bark, with less than 10% sapwood, dark brown in color, or approved equal
B. Material shall be uniform in size and free of foreign matter.
4.0 PLANTING PROCEDURE FOR TREES
4.1 TREE PLANTING
A. Half of tree pit shall be dug so that they are vertical or sloping outward in heavy soils, be and scarified.
B. The tree pit must be a minimum of 4" larger on every side than the ball of the tree.
C. Place the tree in the pit carrying the ball and then lowering it into the pit. Never lift the tree by the trunk or branches.
D. Set the tree straight and in the center of the pit with the most desirable side facing toward the prominent view.
E. Backfill tree pit with a soil mixture stated in the specifications.
F. Cut and remove rope or wire off the top 50% of rootball and pull burlap back to the edge of the ball. Remove as much burlap, woven products and twine as possible. All plastic or synthetic film must be removed from the rootball. Cut all twine away from trunk.
G. Form a saucer above existing grade, around the outer rim of the tree pit, especially on slopes and in heavy soils.
H. Mulch top of root ball and saucer to a minimum depth of 2", not to exceed 3". Do not place mulch against the trunk.
I. Water thoroughly on the interior of the tree saucer until it is filled, even if it is raining. A second watering may be necessary to insure saturation of the root ball and elimination of air pockets.
J. Pruning should be restricted to corrective pruning to improve form only.
K. Stake tree per planting detail
5.0 PLANTING PROCEDURES FOR SHRUBS
5.1 PLANTING SHRUBS
A. For a single shrub, the pit shall be dug 1' wider than the rootball and deep enough to allow 1/8th of the rootball to set above existing grade. (Single shrub plantings only if noted on plans)
B. For a shrub mass planting, the entire bed area shall be tilled 4-6" deep. Tilling should only be done in dry soil to avoid compaction. If the soil is heavy in clay and silt, organic material should be added. Each shrub pit shall be excavated for the proper setting of the rootball.
C. Place the shrub in the pit by lifting and carrying it by the rootball. Remove containers from all container-grown shrubs; slash the edges of the rootball from top to bottom, at least 1" deep.
D. Set the shrub and in the center of the pit with the most desirable side facing toward the prominent view.
E. Cut and remove rope or wire off the top 50 % of rootball and pull burlap back to the edge of the ball. Remove as much burlap, woven products and twine as possible. All plastic or synthetic film must be removed from the rootball. Cut all twine away from trunk.
F. Form a saucer above the existing grade and completely around the planting pit.
G. Mulch top of rootball and saucer a maximum depth of 2".
H. Water shrub mass thoroughly even if it is raining. A second watering may be necessary to insure saturation of the root ball and elimination of air pockets.
6.0 PLANTING PROCEDURES FOR GROUND COVER, PERENNIALS AND ANNUALS
6.1 PLANTING GROUND COVER, PERENNIAL AND ANNUAL BEDS
A. The planting bed shall be loosened when the soil is dry prior to planting by tilling. Soil shall be loosened to a depth of 4 to 6".
B. Organic matter shall be spread over the bed to a depth of 2" for peat moss of 1" deep for compost, i.e. not to exceed 4 cubic yards of compost/1000 square feet, after the soil has been loosened. The organic matter shall be worked into the bed by tilling.
C. Fertilizer shall be top-dressed over bed area.
D. The plant, either potted or bare root, shall be installed so that the roots are surrounded by soil below the mulch. Potted plants shall be set so that the top of the pot is even with the existing grade. The roots of bare root plants shall be covered to the crown.
E. Spacing of plants shall be installed as noted on the landscape plan.
F. The entire bed shall be mulched to a minimum depth of 1", 2" maximum, with approved mulch.
G. The entire planting bed shall be thoroughly watered.

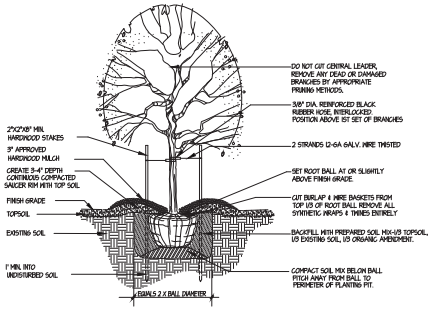

DECIDUOUS TREE PLANTING DETAIL

FOR PLANTING MATERIAL UP TO 3 1/2" CALIPER

NTS

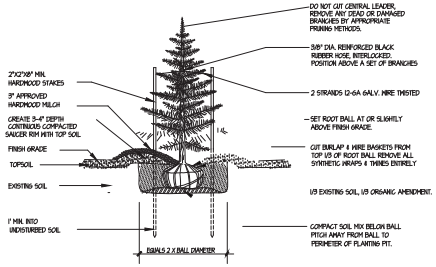

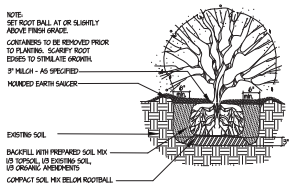

SHRUB PLANTING DETAIL

NTS

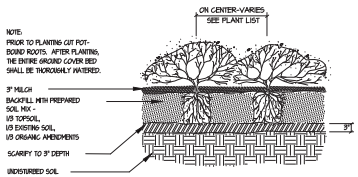

GROUNDCOVER PLANTING DETAIL

NTS

NOTE:
1. The Applicant must install the plantings shown on the landscape plans submitted to MNCPPC. Any variation in plant species or quantity needs approval of M-NCPPC Staff.
2. ** Final shrub, grasses, groundcover and perennial selections will be from the this plant list or an equivalent as determined by Staff.
3. Any planting in the right of way will be approved by MC-DPS.
4. The Applicant must install the site elements as shown on the landscape plans submitted to M-NCPPC or an equivalent as determined by Staff.