

Results from Deer Damage Survey Montgomery County Producers September 2014

Number of Respondents: 32

The respondents indicated the following:

63% have stopped raising certain crops due to deer damage.

45% have made use of Crop Damage Permits.

97% allowed deer hunting on land they owned or rented.

53% have discussed with their hunters ways to increase the harvest of deer.

28% say they do not have a quota system in place requiring the harvest of Does (Female Deer) before the harvest of bucks (Male Deer)

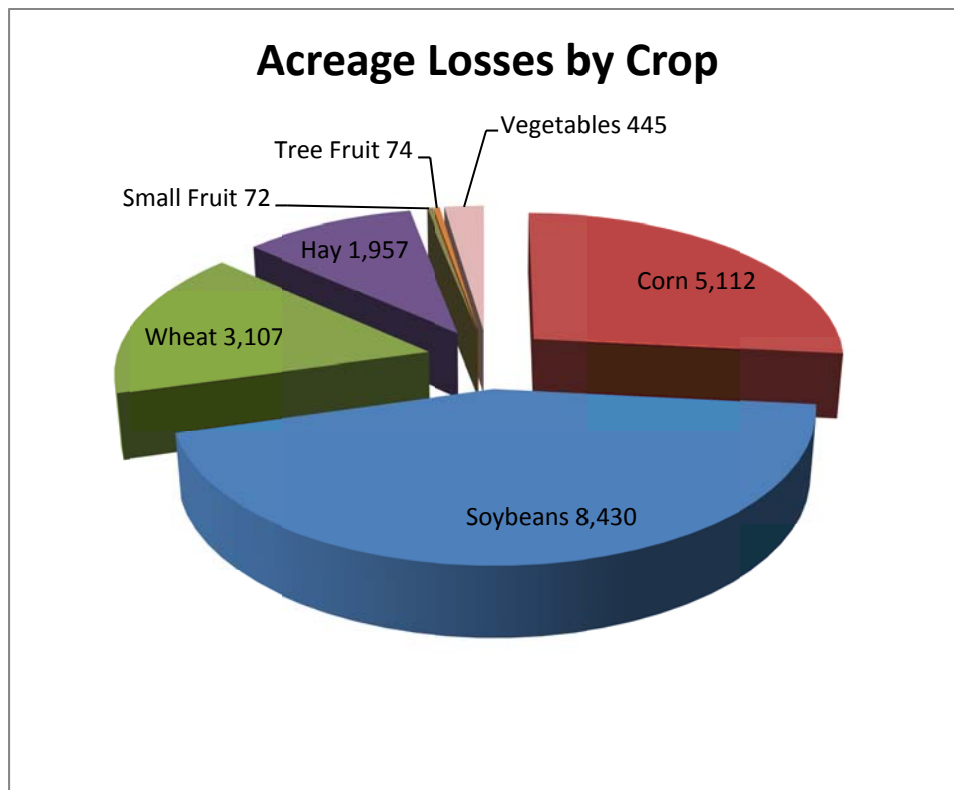
31% say they rent farmland where hunting is not allowed.

66% say that they farm on or adjacent to parkland.

94% say that deer damage is worst on farms adjacent to parks.

50% have family members that have contracted Lyme disease.

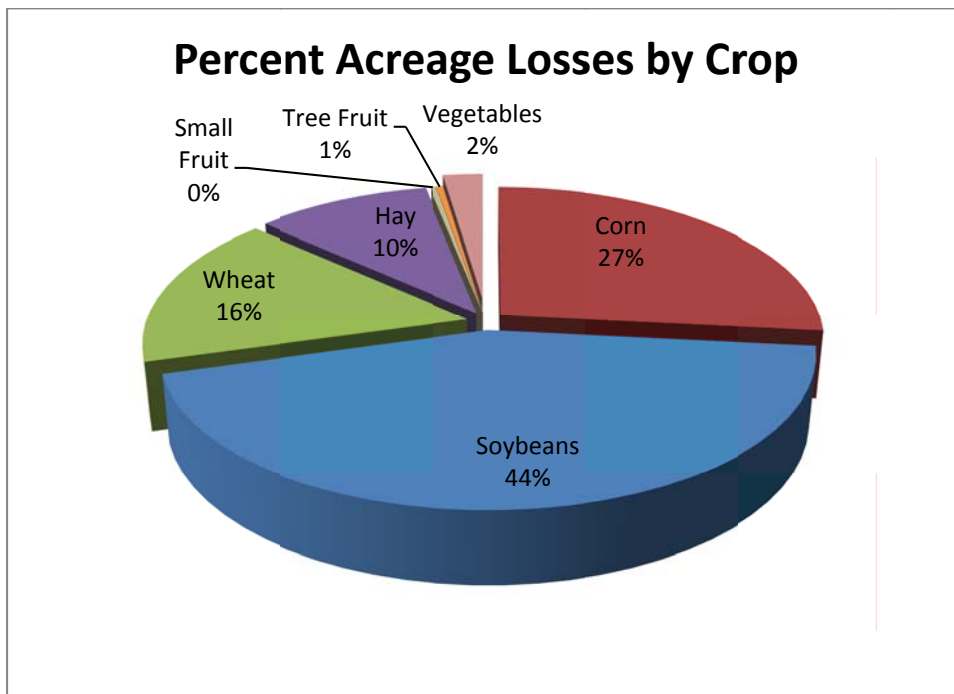
The overall average loss for acres reported is 16%.



Deer Damage Acreage Losses by Crop
 Total Reported Acreage Loss = 19,197

Field Corn: 5,112 acres
 Soybeans: 8,430 acres
 Wheat: 3,107 acres
 Hay: 1,957 acres
 Small Fruit: 72 acres
 Tree Fruit: 74 acres
 Vegetables: 445 acres
 19,197 acres

19,197 acres represents 42% of the total cropland reported in 2012 (45,557 acres).

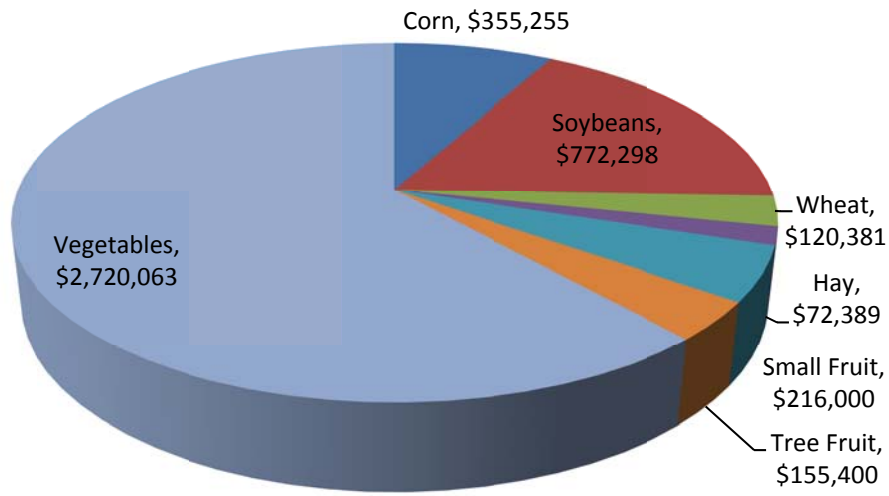


Deer Damage Acreage Losses by Crop

Field Corn: 26.63%
 Soybeans: 43.91%
 Wheat: 16.18%
 Hay: 10.19%
 Small Fruit: .38%
 Tree Fruit: .39%
 Vegetables: 2.32%

The overall average loss for acres reported is 16%.

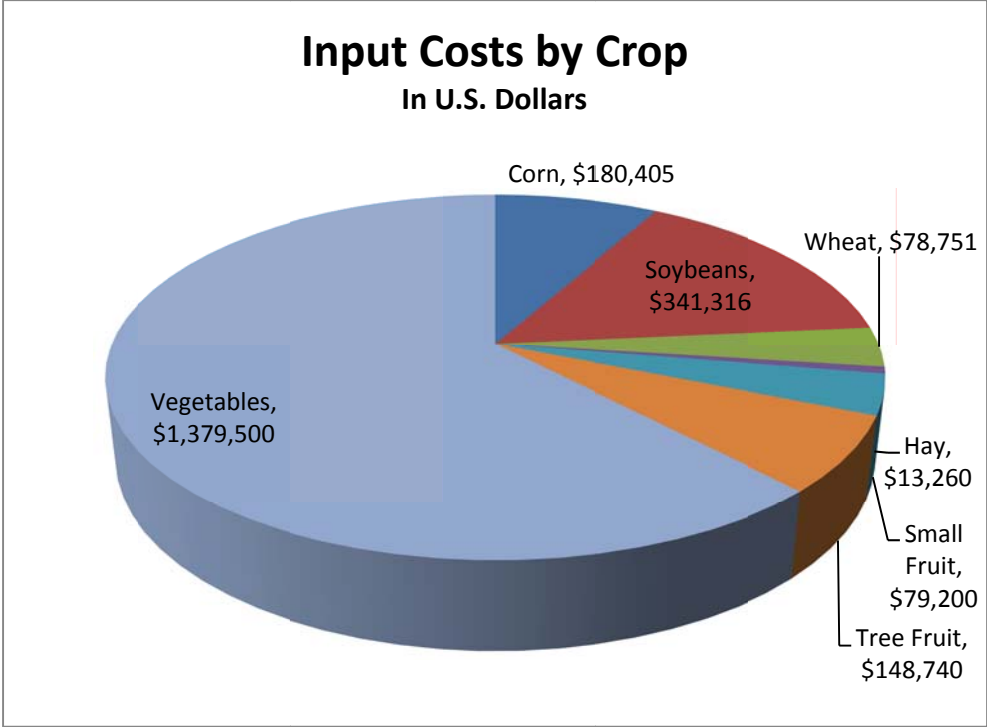
Economic Losses by Value of Crop (in U.S.Dollars)



Deer Damage Losses by Crop in U.S. Dollars
Total Reported Economic Losses = \$4,411,786.00

Field Corn:	\$355,255.00
Soybeans:	\$772,298.00
Wheat:	\$120,381.00
Hay:	\$72,389.00
Small Fruit:	\$216,000.00
Tree Fruit:	\$155,400.00
Vegetables:	<u>\$2,720,063.00</u>
	\$4,411,786.00

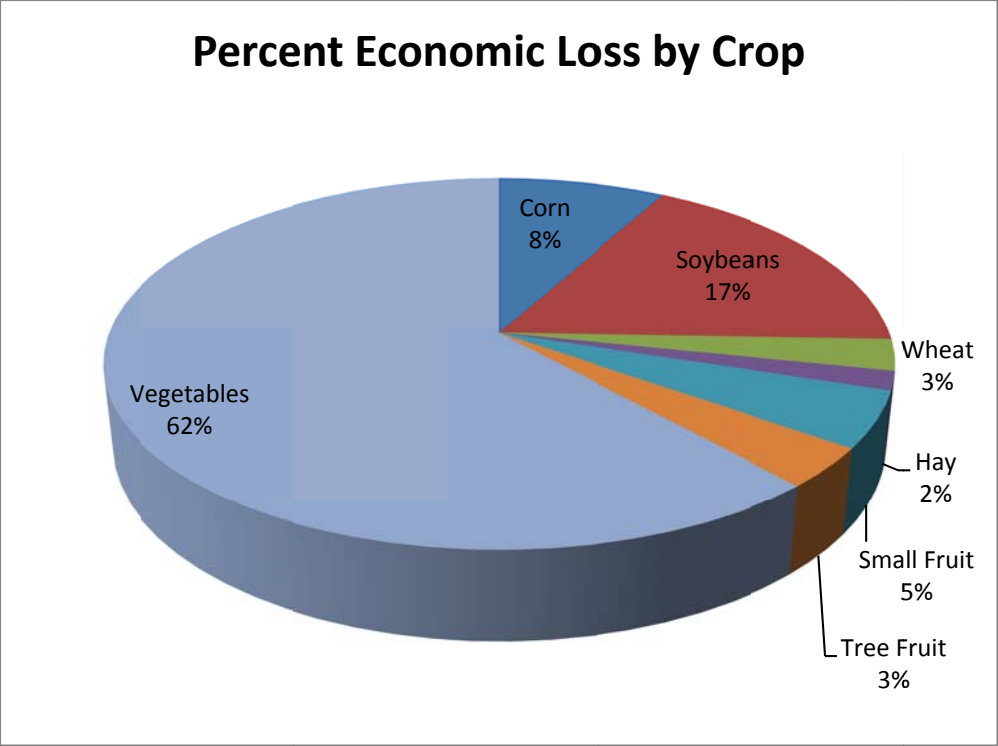
The crop loss of \$4,411,786.00 represents 9.3% of the Total Market Value of Agricultural Products sold reported in 2012 (\$48,341,000.00).



Input Costs in U.S. Dollars

Field Corn:	\$180,405.00
Soybeans:	\$341,316.00
Wheat:	\$78,751.00
Hay:	\$13,260.00
Small Fruit:	\$79,200.00
Tree Fruit:	\$148,740.00
Vegetables:	<u>\$1,379,500.00</u>
	\$2,221,172.00

The crop input costs of \$2,221,172.00 represents 4.6% of the Total Market Value of Agricultural Products sold reported in 2012 (\$48,341,000.00).



Deer Damage Losses by Crop

Field Corn:	8%
Soybeans:	17%
Wheat:	3%
Hay:	2%
Small Fruit:	5%
Tree Fruit:	3%
Vegetables:	62%

Respondent’s suggestions to improve Deer Management in the County

“Would like to see the ability for farmers to harvest as many deer as we want, since we are the ones with the burden of feeding these animals year round.”

“Classify them as pests and tell DNR to stop padding their budget with the sale of hunting licenses.”

“Montgomery county needs to allow the use of small caliber rifles to kill more deer... shot guns don’t allow you to get close enough.”

“Convince the public that it is a very big problem by having a deer damage day for people not involved with production agriculture.”

“Sterilize the females, and extend the hunting season.”

“Shoot more does, issue crop damage permits for night hunting, and allow crop damage permits to use rifles.”

“Ban killing and trapping of coyotes as they kill fawns.”

“Increase deer killed on park hunts, and eliminate their antler restrictions.”

“Open all Public Land to Public Hunting”