



Committee: Directly to Council
Committee Review: N/A
Staff: Keith Levchenko, Senior Legislative Analyst
Purpose: To receive testimony – no vote expected
Keywords: #FY23-28CIP and Capital Budget

AGENDA ITEMS #1 & #2
April 11 and 13, 2023
Public Hearing

SUBJECT

Public Hearing FY24 Capital Budget and Amendments to the FY23-28 Capital Improvements Program (CIP), and FY24 Operating Budget: April 11 and 13, 2023

DESCRIPTION/ISSUE

- On April 11 and 13, 2023 the Council will receive testimony on the [County Executive's FY24 Recommended Operating Budget](#).
- The Council will also receive testimony on the FY24 Capital Budget and Amendments to the FY23-28 CIP.
- During this "off-year" of the biennial CIP cycle, only those projects that are formally recognized as CIP amendments and which have gone through a public hearing process can be substantively revised in the Council's reconciliation (budget-balancing) exercise.
- On January 17, 2023 the County Executive transmitted [Amendments to the FY23-28 CIP](#). These amendments were included in the Council's CIP amendment public hearings on February 7 and 9, 2023.
- On March 15, 2023 the County Executive transmitted [additional requests for appropriations in the FY24 Capital Budget and for certain amendments to the FY23-28 CIP](#). Project description forms related to these requests are attached.
- Also attached are non-recommended reductions/deferrals to projects identified (at the Council's request) by MCPS, Montgomery College, and Montgomery Parks which would bring those agencies' total CIP requests in line with the County Executive's January 17, 2023 CIP recommendations.
- Finally, other approved projects are attached and subject to this Public Hearing which the Council may consider for amendment as part of CIP Reconciliation in May.

This report contains:

- March 15, 2023 CIP Amendments Transmitted by the County Executive ©1-85
- Additional Projects for Possible Amendment
 - County Government ©86-124
 - Montgomery County Public Schools ©125-141
 - Montgomery College ©142-148
 - Montgomery Parks ©149-182

Alternative format requests for people with disabilities. If you need assistance accessing this report you may [submit alternative format requests](#) to the ADA Compliance Manager. The ADA Compliance Manager can also be reached at 240-777-6197 (TTY 240-777-6196) or at adacompliance@montgomerycountymd.gov

MEMORANDUM

March 15, 2023

TO: Evan Glass, President
Montgomery County Council

FROM: Marc Elrich, County Executive 

SUBJECT: Amendments to the Recommended FY23-28 Capital Improvements Program and the FY23 Capital Budget

In January 2023, I submitted my Recommended Amended FY23-28 Capital Improvement Program (CIP). Since that time, I have had an opportunity to consider additional needs balanced against operating budget affordability considerations. The most important factor impacting my recommended March amendments is the further reduction of recordation tax revenues (-\$61.6 million) compared to my January Recommended CIP.

Today, I am recommending the attached CIP Amendments.

FY23 Supplemental Appropriation Request

Under separate cover, I am requesting an additional \$1.0 million supplemental appropriation for the Public Safety Communications Center Phase II Electrical Distribution and HVAC Upgrade Project. Additional funding is required to support post-bid cost increases not projected in January related to the mechanical HVAC unit. In total, when added to the prior approved FY23 supplemental appropriation, this request will increase the project costs by \$5.8 million.

New Projects

I am proposing a new Ride On Fare Equipment Replacement project to replace outdated fare collection equipment. This equipment replacement is required to maintain compatibility with the Washington Metropolitan Area Transit Authority SmarTrip system as support for our older farebox system is ending in calendar year 2025. In addition, a new IJIS Correction and Rehabilitation Information Management System (CRIMS) Upgrade project is required to upgrade the existing software to meet modern County information technology security standards

and operational needs.

Scope Changes

Funding is added to the Flood Control Study project to reflect Phase II work modeling watersheds for the County's flood mitigation plan. This work is intended to improve public safety and water quality and reduce property damage due to flooding from extreme weather events. In addition, the Facility Planning: Stormwater Management project is amended to reflect the shift of stream monitoring and stream gauge costs from the operating budget to the CIP. Consolidating these costs in the CIP will help minimize debt service coverage requirements in the operating budget.

The Facility Planning – Pedestrian Facilities and Bikeways; Facility Planning – Roads; and Facility Planning: Mass Transit projects are amended to reflect 1) a new streamlined planning and review process; 2) reductions when projects are being addressed by private developers or through other County projects; and 3) delays to reflect funding constraints. In addition, funds are added to the Facility Planning – Pedestrian Facilities and Bikeways project to support planning and design of permanent Streets in Bethesda, Silver Spring and Wheaton. The Bethesda and Silver Spring Parking Lot District Facility Renovation projects have also been adjusted to reflect affordability constraints.

Finally, the County Radio Life Cycle Replacement project is amended to replace additional units required to support Police and Fire and Rescue personnel and to reflect unit cost increases.

In addition, funds are added to the School Based Health and Linkages to Learning Centers project to include construction of a Linkages to Learning site at Greencastle Elementary School as part of a planned school addition programmed in the Montgomery County Public Schools CIP. This work will allow for expanded Linkages to Learning services at Greencastle Elementary School, which currently operates a partial site. A related supplemental appropriation request is being transmitted separately to expedite work on the facility.

For Montgomery College, the Collegewide Central Plant and Distribution Systems project is amended to reflect additional State Aid received through the Facilities Renewal Grant.

Finally, in the Cost Sharing: MCG project, funds are added to support State capital grant cost share requirements, for other major priority community capital projects, and to support non-arts related capital grants in underserved communities.

Schedule Adjustments/Cost Savings

These amendments reflect a one-year delay in the Kennedy Shriver Aquatic Center Building Envelope Improvement project in order to ensure project phasing is aligned with the opening of the new South County Regional Recreation and Aquatic Center. The Holiday Park Net Zero

Initiative project is deferred one-year to reflect delays related to project phasing. Recent project bids for the Noyes Library for Young Children Rehabilitation and Renovation project significantly exceeded the budget, and the project is deferred one-year to let construction markets stabilize prior to rebidding the project to improve competitive pricing. The Observation Drive Extended -project schedule is updated, deferring construction to FY28 to reflect delays in final design. The Wheaton Regional Dam Flooding Mitigation project is delayed one-year to reflect schedule adjustments resulting from the proposed one-year deferral of the Dennis Avenue Bridge Replacement project. This amendment also reflects a funding switch replacing Water Quality Protection Bonds with State Aid. Further project implementation delays are reflected for the White Oak Science Gateway Redevelopment Project; this adjustment can be revisited if the private developer demonstrates significant advances in project execution.

The Second District Police Station is reduced due to project cost savings. This project is complete and will be added to the closeout list.

All agencies will share in delays in light of our constrained resources. As a result, the following projects have reductions or deferrals based on affordability: Americans with Disabilities Act (ADA) Compliance; MCPS Affordability Reconciliation; College Affordability Reconciliation; and M-NCPPC Affordability Reconciliation.

Technical Adjustments

An amendment for the Fibernet project shifting project support from the Cable Fund to the General Fund is included to reflect the impact of reduced Cable Fund revenues related to consumers' shift away from cable to streaming services.

The recommended amendments also include technical adjustments to reflect other funding switches, updated project description forms based on previously submitted supplementals or amendments, and to adjust appropriation requests.

Department staff will be happy to answer any of your questions as you consider these amendments.

ME: jrb

Enclosure: FY23-28 Amended Biennial CIP: March Budget Amendments Summary
Amended Project Description Forms
General Obligation Bond Adjustment Chart and Slippage Chart
Current Revenue Adjustment Chart
Maryland-National Capital Park and Planning Commission Bond Adjustment Chart
Tax Supported Current Revenues Adjustment Chart

cc: Montgomery County Councilmembers
Marlene Michaelson, Executive Director, Montgomery County Council
Karla Silvestre, President, Montgomery County Board of Education
Dr. Monifa B. McKnight, Superintendent, Montgomery County Public Schools
Dr. Jermaine F. Williams, President, Montgomery College
Jeffrey Zyontz, Chair, Montgomery County Planning Board
Executive Branch Department Heads and Office Directors
Office of Management and Budget Staff

FY 23-28 Biennial Recommended CIP
Budget Amendments Summary (\$000s) - Round 1

Project #	Project Name	Explanation of Adjustment	FY23-28 Change (\$000s)	Funding Sources
New Projects				
P342402	IJS - Correction and Rehabilitation Information Management System (CRIMS) Upgrade	Begin replacement of the CRIMS arrest and booking system to ensure efficient, secure availability of critical public safety capabilities.	365	Current Revenue: General
P502404	Ride On Fare Equipment Replacement	New project adds funding to replace fare vaults at County depots and to replace some fareboxes.	1,015	Current Revenue: Mass Transit
FY23 Supplementals				
P472102	Public Safety Communications Center, Phase II, Electrical Distribution and HVAC Upgrade	Reflects post-bid cost increase for mechanical HVAC equipment.	1,000	G.O. Bonds
P640400	School Based Health and Linkages to Learning Centers	Adds funding to to convert the partial Linkages to Learning program at Greencastle Elementary School to a full Linkages to Learning program site.	850	G.O. Bonds
P846540	Relocatable Classrooms	Reflects a supplemental previously transmitted to Council to appropriate funds in FY23 to ensure the installation of relocatable classrooms in time for the 2023-2024 school year. Relocatable classrooms are needed to address enrollment growth and the implementation of the Blueprint for Maryland's Future Act.	0	
Scope Change				
P342301	County Radio Life Cycle Replacement	Adds funding for replacement of Police and Fire and Rescue digital vehicle repeater systems as well as funding to cover radio unit cost increases.	3,320	Short-Term Financing
P502308	Facility Planning: Mass Transit	Reflects the removal of the Clarksburg Transit Center and Hillandale Bus Layover projects since they will be developed through the MD355 Bus Rapid Transit and private Hillandale Gateway projects.	(960)	Current Revenue: Mass Transit
P502312	Facility Planning - Pedestrian Facilities and Bikeways	Reflects the addition of Streateries in Bethesda, Silver Spring and Wheaton, and cost reductions due to the following: 1) a new streamlined planning and review process; 2) reductions when projects are being addressed by private developers or through other County projects; 3) and delays to reflect funding constraints.	(3,610)	Current Revenue: General
P509337	Facility Planning-Roads	Reflects savings from streamlined planning and review process and removal of the MD355 project in anticipation of updates to the Clarksburg Master Plan.	(930)	Current Revenue: General
P720601	Cost Sharing: MCG	Adds funding for Capital Community Grants.	2,000	Current Revenue: General
P662001	Collegewide Central Plant and Distribution Systems	Adds State grant funds.	823	State Aid
Cost Change				
P361107	Americans with Disabilities Act (ADA): Compliance	Prior year cost decrease and minor FY25 and FY26 schedule adjustments due to fiscal capacity.	0	G.O. Bonds
P471200	2nd District Police Station	Cost change reflects project savings prior to FY23. This project can be closed out.	0	G.O. Bonds

FY 23-28 Biennial Recommended CIP
Budget Amendments Summary (\$000s) - Round 1

Project #	Project Name	Explanation of Adjustment	FY23-28 Change (\$000s)	Funding Sources
-----------	--------------	---------------------------	-------------------------	-----------------

Schedule Adjustments

P361701	White Oak Science Gateway Redevelopment Project	Deferred based on project progress to date.	(7,000)	G.O. Bonds
P451502	White Flint Fire Station 23	Defers the project one additional year for a total deferral of two years due to fiscal capacity.	0	G.O. Bonds
P472101	Outdoor Firearms Training Center	Defers the project one additional year for a total three-year delay due to fiscal capacity.	(1,702)	G.O. Bonds
P500718	MacArthur Blvd Bikeway Improvements	Defers the project one and a half years due to fiscal capacity.	0	G.O. Bonds
P501507	Observation Drive Extended	Schedule changed to reflect delays in final design stage.	(25,611)	G.O. Bonds
P711704	Noyes Library for Young Children Rehabilitation and Renovation	Project deferred one year due to the need to rebid the project.	0	G.O. Bonds
P722301	Holiday Park Net Zero Initiative	Deferred construction costs for one year to reflect project phasing.	0	G.O. Bonds
P721503	Kennedy Shriver Aquatic Center Building Envelope Improvement	Deferred construction costs for one year to ensure that the South County Recreation and Aquatic Center is fully operational before closing the Kennedy Shriver Aquatic Center.	0	G.O. Bonds

Affordability Adjustments

P056516	MPCS Affordability Reconciliation	Additional affordability adjustments needed due to reduced recordation tax estimates.	(31,500)	G.O. Bonds, State Aid
P661401	College Affordability Reconciliation	Additional affordability adjustments needed due to reduced recordation tax estimates.	(2,900)	G.O. Bonds
P871747	M-NCPPC Affordability Reconciliation	Additional affordability adjustments needed due to reduced recordation tax estimates.	(1,500)	G.O. Bonds

Parking Lot Districts

P508255	Parking Bethesda Facility Renovations	Increases in investment income will support additional renovations. Projects are also deferred from FY24 and FY25 to later years due to fiscal constraints.	853	Current Revenue: Parking - Bethesda
P508250	Parking Silver Spring Facility Renovations	Total costs was reduced due to fiscal constraints.	(2,239)	Current Revenue: Parking - Silver Spring

Stormwater Management

P809319	Facility Planning: Stormwater Management	Consolidates monitoring costs in the CIP which also relieves operating budget pressure related to the debt service coverage ratio.	3,890	Current Revenue: Water Quality Protection
P802202	Flood Control Study	Adds Phase II work which will include modelling of specific watersheds.	2,800	Intergovernmental, Current Revenue: Water Quality Protection

FY 23-28 Biennial Recommended CIP
Budget Amendments Summary (\$000s) - Round 1

Project #	Project Name	Explanation of Adjustment	FY23-28 Change (\$000s)		Funding Sources
P801710	Wheaton Regional Dam Flooding Mitigation	State Aid was increased to reflect the award of a \$96,000 grant, with an offsetting reduction of Water Quality Protection Bonds. In addition, the schedule was updated to reflect a delay in the start of construction.	0	0	State Aid, Water Quality Protection Bonds
Technical Adjustments					
P509661	FiberNet	Funding switch from Current Revenue: Cable TV to Current Revenue: General Fund due to reduced Cable Fund fees. Fee reductions are due to customers switching from cable to streaming services.	0	0	Current Revenue: General, Current Revenue: Cable TV
P500914	Residential and Rural Road Rehabilitation	Funding switch between GO Bonds and land sale proceeds.	0	0	G.O. Bonds, Land Sale
P500511	Resurfacing: Residential/Rural Roads	Funding switch between land sale proceeds and GO Bonds.	0	0	G.O. Bonds, Land Sale
P508182	Sidewalk and Curb Replacement	Funding switch between land sale proceeds and GO Bonds.	0	0	G.O. Bonds, Land Sale
P501404	MCG Reconciliation PDF	Reflects updated recordation tax premium revenue estimates with offsetting funding switches. Reflects schedule adjustments for available prior year impact tax receipts.	0	0	G.O. Bonds, Impact Tax, Recordation Tax Premium (MCG)
P766995	Roof Replacement: MCPS	Funding switch between State Aid and GO Bonds to update the State Aid assumption for this project.	0	0	G.O. Bonds, State Aid
P076510	MCPS Funding Reconciliation	Reflects updated recordation tax revenue estimates with offsetting funding switches as well as other small adjustments in the prior to the 6 year-period to correct the FY22 allocation of actuals.	0	0	G.O. Bonds, Recordation Tax

New Projects



IJIS - Correction and Rehabilitation Information Management System (CRIMS) Upgrade (P342402)

Category	General Government	Date Last Modified	03/14/23
SubCategory	Technology Services	Administering Agency	Technology Services
Planning Area	Countywide	Status	Planning Stage

	Total	Thru FY22	Rem FY22	Total 6 Years	FY 23	FY 24	FY 25	FY 26	FY 27	FY 28	Beyond 6 Years
EXPENDITURE SCHEDULE (\$000s)											
Other	365	-	-	365	-	365	-	-	-	-	-
TOTAL EXPENDITURES	365	-	-	365	-	365	-	-	-	-	-

FUNDING SCHEDULE (\$000s)											
Current Revenue: General	365	-	-	365	-	365	-	-	-	-	-
TOTAL FUNDING SOURCES	365	-	-	365	-	365	-	-	-	-	-

APPROPRIATION AND EXPENDITURE DATA (\$000s)					
Appropriation FY 24 Request			365	Year First Appropriation	
Cumulative Appropriation			-	Last FY's Cost Estimate	-
Expenditure / Encumbrances			-		
Unencumbered Balance			-		

PROJECT DESCRIPTION

The Correction and Rehabilitation Information Management System (CRIMS) was initially designed to be implemented as a third-party Commercial-Off-The-Shelf (COTS) solution. As a result of the vendor's failure to perform, the County acquired the solution to be maintained by the Department of Technology Enterprise and Business Solutions. The existing solution has reached a point where it requires an upgrade to meet County enterprise security standards and remain useful to the 20+ local, state and federal agencies that utilize the application including the Montgomery County Police, Sheriff and Fire departments. CRIMS is a critical 24x7 system that allows all jurisdictions that have arrest power in Montgomery County to process arrests and warrants in a timely fashion within Maryland statutory requirements.

PROJECT JUSTIFICATION

Without CRIMS or an Arrest-Booking System, all jurisdictions would go back to manual processing of arrests and bookings which would create a significant delay in processing arrests, keeping law enforcement officers from their patrols and other duties, directly impacting public safety and the County Executive's Vision of Safe Neighborhoods.

COORDINATION

Department of Technology and Enterprise Business Solutions, Criminal Justice Coordinating Commission and member agencies, Office of Management and Budget, Office of Intergovernmental Relations, State of Maryland, United States Department of Justice, Federal Bureau of Investigation, Public Safety Communications Systems, Montgomery County Police, Sheriffs Department, and Fire & Rescue Services.



Ride On Fare Equipment Replacement (P502404)

Category	Transportation	Date Last Modified	03/13/23
SubCategory	Mass Transit (MCG)	Administering Agency	Transportation
Planning Area	Countywide	Status	Planning Stage

Total	Thru FY22	Rem FY22	Total 6 Years	FY 23	FY 24	FY 25	FY 26	FY 27	FY 28	Beyond 6 Years
-------	-----------	----------	---------------	-------	-------	-------	-------	-------	-------	----------------

EXPENDITURE SCHEDULE (\$000s)

Other	1,015	-	-	1,015	-	1,015	-	-	-	-
TOTAL EXPENDITURES	1,015	-	-	1,015	-	1,015	-	-	-	-

FUNDING SCHEDULE (\$000s)

Current Revenue: Mass Transit	1,015	-	-	1,015	-	1,015	-	-	-	-
TOTAL FUNDING SOURCES	1,015	-	-	1,015	-	1,015	-	-	-	-

APPROPRIATION AND EXPENDITURE DATA (\$000s)

Appropriation FY 24 Request	1,015	Year First Appropriation	
Cumulative Appropriation	-	Last FY's Cost Estimate	-
Expenditure / Encumbrances	-		
Unencumbered Balance	-		

PROJECT DESCRIPTION

This project provides for the purchase and replacement of fare collection equipment including fare vaults and fareboxes for buses in the Ride On fleet. Farebox replacements under this project are in addition to those acquired and installed through bus fleet replacement and bus fleet expansion and are in accordance with the Federal Transportation Administration's guidelines.

ESTIMATED SCHEDULE

FY24 funding provides for upgraded vaults and farebox service equipment at two bus depots, as well as seven fareboxes.

PROJECT JUSTIFICATION

MCDOT Ride On, Ride On ExtRa, and Ride On Flex buses have fareboxes that are old and need to be replaced due to the Washington Metropolitan Area Transit Authority's regional fare collection requirements. New depot fare collection equipment will also need to be ordered. The new fareboxes will allow customers to pay fares as they do today. Fareboxes need to be replaced in fiscal years 2024 thru 2028 based upon a replacement schedule to be determined.

COORDINATION

Department of General Services, Maryland Transit Administration, Ride On Bus Fleet (P500821), Great Seneca Science Corridor Transit Improvements (P502202)

Supplementals



Public Safety Communications Center, Phase II, Electrical Distribution and HVAC Upgrade (P472102)

Category	Public Safety	Date Last Modified	03/13/23
SubCategory	Police	Administering Agency	General Services
Planning Area	Gaithersburg and Vicinity	Status	Preliminary Design Stage

	Total	Thru FY22	Rem FY22	Total 6 Years	FY 23	FY 24	FY 25	FY 26	FY 27	FY 28	Beyond 6 Years
EXPENDITURE SCHEDULE (\$000s)											
Planning, Design and Supervision	3,513	351	138	3,024	1,300	886	838	-	-	-	-
Construction	17,222	6	-	17,216	4,504	11,810	902	-	-	-	-
TOTAL EXPENDITURES	20,735	357	138	20,240	5,804	12,696	1,740	-	-	-	-

FUNDING SCHEDULE (\$000s)											
G.O. Bonds	17,842	357	138	17,347	4,357	11,250	1,740	-	-	-	-
State Aid	2,893	-	-	2,893	1,447	1,446	-	-	-	-	-
TOTAL FUNDING SOURCES	20,735	357	138	20,240	5,804	12,696	1,740	-	-	-	-

APPROPRIATION AND EXPENDITURE DATA (\$000s)				
Appropriation FY 24 Request	625		Year First Appropriation	FY21
Cumulative Appropriation	20,110		Last FY's Cost Estimate	14,931
Expenditure / Encumbrances	1,168			
Unencumbered Balance	18,942			

PROJECT DESCRIPTION

The project provides for the renovation and upgrade of the electrical distribution and HVAC systems within the Public Safety Communication Center (PSCC). Specific upgrades include emergency generators replacement, redundant electrical distribution, condenser water distribution upgrade, rooftop units upgrade, and heat pumps replacements.

LOCATION

1300 Quince Orchard Blvd, Gaithersburg, MD

ESTIMATED SCHEDULE

Design will occur in FY22 followed by two years of construction starting in Spring of 2023.

COST CHANGE

Cost increase due to supply chain increase of equipment and supply cost, including additional post-bid cost increases related to mechanical HVAC equipment.

PROJECT JUSTIFICATION

The PSCC is a two story office building built in 1981. The building had major renovations in 2003 and further renovations in 2013 and 2016. The mission critical HVAC systems were replaced in 2019. The remaining building HVAC systems are either original or 19 years old. An assessment report that focused on mechanical, electrical, and plumbing systems was conducted in 2018 which prioritized the building system replacement.

FISCAL NOTE

9-1-1 center staff will present this project to the Maryland Emergency Number Systems Board (ENSB) to request funding from the 9-1-1 Trust fund. Emergency/backup power is considered a necessary element of a 9-1-1 center and components of these systems are eligible for funding through the ENSB. FY23 Supplementals in G.O. Bonds in the amount of \$4,804,000 and \$1,000,000.

DISCLOSURES

The County Executive asserts that this project conforms to the requirement of relevant local plans, as required by the Maryland Economic Growth, Resource Protection and Planning Act.

COORDINATION

Department of General Services, Department of Technology and Enterprise Business Solutions, Office of Management and Budget, Department of Transportation, Montgomery County Fire Rescue Services, Department of Police, Office of Emergency Management, Pepco, WSSC, Washington Gas, and City of Gaithersburg.





School Based Health and Linkages to Learning Centers (P640400)

Category	Health and Human Services	Date Last Modified	03/14/23
SubCategory	Health and Human Services	Administering Agency	General Services
Planning Area	Countywide	Status	Ongoing

	Total	Thru FY22	Rem FY22	Total 6 Years	FY 23	FY 24	FY 25	FY 26	FY 27	FY 28	Beyond 6 Years
EXPENDITURE SCHEDULE (\$000s)											
Planning, Design and Supervision	1,721	1,372	228	121	-	93	28	-	-	-	-
Construction	12,870	7,451	1,823	3,596	643	1,261	909	783	-	-	-
Other	1,741	1,477	157	107	16	25	41	25	-	-	-
TOTAL EXPENDITURES	16,332	10,300	2,208	3,824	659	1,379	978	808	-	-	-

FUNDING SCHEDULE (\$000s)											
Current Revenue: General	286	140	146	-	-	-	-	-	-	-	-
Federal Aid	494	494	-	-	-	-	-	-	-	-	-
G.O. Bonds	15,487	9,601	2,062	3,824	659	1,379	978	808	-	-	-
Recordation Tax Premium (MCG)	65	65	-	-	-	-	-	-	-	-	-
TOTAL FUNDING SOURCES	16,332	10,300	2,208	3,824	659	1,379	978	808	-	-	-

OPERATING BUDGET IMPACT (\$000s)											
Program-Staff				9,685	656	1,111	1,459	2,153	2,153	2,153	
Program-Other				-	-	-	-	-	-	-	
NET IMPACT				9,685	656	1,111	1,459	2,153	2,153	2,153	
FULL TIME EQUIVALENT (FTE)					1	2.88	2.88	4.76	4.76	4.76	

APPROPRIATION AND EXPENDITURE DATA (\$000s)			
Appropriation FY 24 Request	529	Year First Appropriation	FY04
Cumulative Appropriation	14,017	Last FY's Cost Estimate	15,482
Expenditure / Encumbrances	10,299		
Unencumbered Balance	3,718		

PROJECT DESCRIPTION

This project provides for the placement of Linkages to Learning (LTL) sites and School Based Health Centers (SBHC) at public schools. LTL sites provide accessible services to at-risk children and their families to improve adjustment to and performance in school, home, and community. Services include mental health, social services, and related community school programming. SBHCs are expanded models of LTL sites that include comprehensive primary health services. Host schools are selected based on criteria recommended by the SBHC Interagency Planning Group and the LTL Advisory Group. Montgomery County Public Schools (MCPS) will oversee the construction of SBHC and LTL sites. The County will occupy the space with School Health Services and LTL personnel and contractors.

ESTIMATED SCHEDULE

Construction for the Odessa Shannon MS LTL facility is scheduled to be completed in FY23. Maryvale LTL was completed in FY21. Construction is scheduled to begin in FY22 for Silver Spring International Middle School LTL facility, with completion in FY25. Construction is scheduled to begin in FY22 for Gaithersburg Elementary School #8 LTL facility, with completion in FY23. Construction is scheduled to begin in FY22 for Neelsville Middle School LTL facility, with completion in FY25. Construction is scheduled to begin in FY22 for an LTL and SBHC at South Lake Elementary School, with completion in FY24. The scope was increased to add funding for planning and construction for an LTL and SBHC at JoAnn Leleck Elementary School, with completion in FY26. Construction at Greencastle Elementary School is planned to begin in FY23 and conclude in FY25.

COST CHANGE

Funds have been added in FY24 to provide a full Linkages to Learning program space at Greencastle Elementary School to replace a smaller space that could not accommodate full program services.

PROJECT JUSTIFICATION

This project is part of the recommendations of the Department of Health and Human Services and MCPS.

OTHER

Cost estimates are based on per square foot costs for school construction, adjusted by additional health care facility requirements such as examination rooms, a laboratory, and medical equipment. MCPS will provide maintenance and utilities by a Memorandum of Understanding. Site specific factors are to be determined, and will be provided during construction.

FISCAL NOTE

Reflects FY15 transfer of \$65,000 in GO Bonds from the High School Wellness Center (P640902) project and a subsequent funding switch from GO Bonds to Recordation Tax Premium. FY23 supplemental in G.O. Bonds for the amount of \$850,000.

COORDINATION

Department of Health and Human Services, Department of General Services, Montgomery County Public Schools



Relocatable Classrooms (P846540)

Category	Montgomery County Public Schools	Date Last Modified	02/16/23
SubCategory	Countywide	Administering Agency	Public Schools
Planning Area	Countywide	Status	Ongoing

	Total	Thru FY22	Rem FY22	Total 6 Years	FY 23	FY 24	FY 25	FY 26	FY 27	FY 28	Beyond 6 Years
EXPENDITURE SCHEDULE (\$000s)											
Planning, Design and Supervision	8,025	5,975	-	2,050	800	750	500	-	-	-	-
Construction	81,536	63,431	(345)	18,450	7,200	6,750	4,500	-	-	-	-
TOTAL EXPENDITURES	89,561	69,406	(345)	20,500	8,000	7,500	5,000	-	-	-	-

FUNDING SCHEDULE (\$000s)											
Current Revenue: General	83,406	62,837	69	20,500	8,000	7,500	5,000	-	-	-	-
Recordation Tax	6,155	6,569	(414)	-	-	-	-	-	-	-	-
TOTAL FUNDING SOURCES	89,561	69,406	(345)	20,500	8,000	7,500	5,000	-	-	-	-

APPROPRIATION AND EXPENDITURE DATA (\$000s)			
Appropriation FY 24 Request	-	Year First Appropriation	FY84
Cumulative Appropriation	84,561	Last FY's Cost Estimate	87,061
Expenditure / Encumbrances	-		
Unencumbered Balance	84,561		

PROJECT DESCRIPTION

MCPS utilizes relocatable classrooms on an interim basis to accommodate student enrollment in overutilized facilities. Units around 15-20 years old require general renovation if they are to continue in use as educational spaces. An FY 2019 supplemental appropriation was approved for \$5 million to accelerate the FY 2020 appropriation request for the placement of relocatable classrooms for the 2019-2020 school year to address enrollment growth and overutilization at schools throughout the county. An FY 2020 supplemental appropriation was approved for \$6 million to accelerate the FY 2021 appropriation request to ensure placement of relocatable classrooms for the 2020-2021 school year. An FY 2021 supplemental appropriation was approved for \$5 million to accelerate the FY 2022 appropriation request to provide relocatable classroom placement for the 2021-2022 school year. An FY 2022 supplemental appropriation was approved to accelerate the FY 2023 appropriation request to provide relocatable classroom placement for the 2022-2023 school year. An FY 2022 supplemental appropriation of \$3 million was approved to implement the Wellness Program Initiative and provide Wellness spaces at high schools in Montgomery County that currently do not have a Wellness Center. An FY2024 appropriation is for the placement of relocatable classrooms for the 2023-2024 school year to address enrollment growth and overutilization at schools throughout the county. Also, an amendment to the FY 2023-2028 CIP is requested as a result of increases in construction costs, as well as to implement the new *Blueprint for Maryland's Future* for schools that are currently overutilized.

FISCAL NOTE

FY18 supplemental appropriation was approved for \$5.0 million in Current Revenue: General to accelerate the FY2019 request to enter into contracts to allow for the placement of relocatable classrooms by the start of the 2018-2019 school year. Funding switch in FY19 and in FY20 to reduce Current Revenue: General and increase Recordation Tax.
 FY23 supplemental in Current Revenue: General for the amount of \$7,500,000 to amend the project and to accelerate FY24 appropriation.

DISCLOSURES

Expenditures will continue indefinitely.

COORDINATION

CIP Master Plan for School Facilities

Scope Change



County Radio Life Cycle Replacement (P342301)

Category	General Government	Date Last Modified	03/15/23
SubCategory	Technology Services	Administering Agency	Technology Services
Planning Area	Countywide	Status	Planning Stage

Total	Thru FY22	Rem FY22	Total 6 Years	FY 23	FY 24	FY 25	FY 26	FY 27	FY 28	Beyond 6 Years
-------	-----------	----------	---------------	-------	-------	-------	-------	-------	-------	----------------

EXPENDITURE SCHEDULE (\$000s)

Other	48,356	-	-	44,612	9,830	14,165	12,347	2,728	4,830	712	3,744
TOTAL EXPENDITURES	48,356	-	-	44,612	9,830	14,165	12,347	2,728	4,830	712	3,744

FUNDING SCHEDULE (\$000s)

Short-Term Financing	48,356	-	-	44,612	9,830	14,165	12,347	2,728	4,830	712	3,744
TOTAL FUNDING SOURCES	48,356	-	-	44,612	9,830	14,165	12,347	2,728	4,830	712	3,744

APPROPRIATION AND EXPENDITURE DATA (\$000s)

Appropriation FY 24 Request	14,165	Year First Appropriation	FY23
Cumulative Appropriation	9,830	Last FY's Cost Estimate	45,036
Expenditure / Encumbrances	-		
Unencumbered Balance	9,830		

PROJECT DESCRIPTION

This program will provide for the phased replacement of voice radio systems used primarily by the County's public safety first responder agencies including Police, Fire and Rescue, Sheriff, Correction and Rehabilitation, the Department of Transportation, and the Maryland-National Capital Park and Planning Commission that have reached the end of their expected 10-year service life. In FY23, radios and related chargers, as needed, were requested for DOCR, FRS, Police, and Sheriff.

FY24 funding covers the replacement of body-worn radios for Police (APX 6000), Sheriff (APX 6000) and Fire & Rescue Services (APX 8000XE) as well as Digital Vehicle Repeater Systems (DVRS) for both Police and Fire & Rescue Services that have reached the end of their ten year service life.

COST CHANGE

Project Scope has been increased to include replacement of Police and Fire & Rescue digital vehicle repeaters systems. Per unit cost increases are also reflected.

COORDINATION

Department of Technology & Enterprise Business Solutions, Department of Corrections and Rehabilitation, Fire and Rescue Services, Police, Sheriff, Department of Transportation and MNCPPC.



Facility Planning: Mass Transit

(P502308)

Category	Transportation	Date Last Modified	03/14/23
SubCategory	Mass Transit (MCG)	Administering Agency	Transportation
Planning Area	Countywide	Status	Ongoing

Total	Thru FY22	Rem FY22	Total 6 Years	FY 23	FY 24	FY 25	FY 26	FY 27	FY 28	Beyond 6 Years
-------	-----------	----------	---------------	-------	-------	-------	-------	-------	-------	----------------

EXPENDITURE SCHEDULE (\$000s)

Planning, Design and Supervision	2,105	-	-	1,475	890	65	65	65	65	325	630
TOTAL EXPENDITURES	2,105	-	-	1,475	890	65	65	65	65	325	630

FUNDING SCHEDULE (\$000s)

Current Revenue: Mass Transit	2,105	-	-	1,475	890	65	65	65	65	325	630
TOTAL FUNDING SOURCES	2,105	-	-	1,475	890	65	65	65	65	325	630

APPROPRIATION AND EXPENDITURE DATA (\$000s)

Appropriation FY 24 Request	(65)	Year First Appropriation	FY23
Cumulative Appropriation	1,020	Last FY's Cost Estimate	3,065
Expenditure / Encumbrances	-		
Unencumbered Balance	1,020		

PROJECT DESCRIPTION

This project provides for planning and preliminary engineering design for new and reconstructed mass transit projects under consideration for inclusion in the Capital Improvements Program (CIP). Prior to the establishment of a stand-alone project in the CIP, the Department of Transportation will perform Phase I of facility planning, a rigorous planning-level investigation of the following critical project elements: purpose and need; usage forecasts; traffic operational analysis; community, economic, social, environmental, and historic impact analyses; recommended concept design and public participation are considered. At the end of Phase I, the Transportation, Infrastructure, Energy and Environment (T&E) Committee of the County Council reviews the work and determines if the project has the merits to advance to Phase II of facility planning: preliminary (35 percent level of completion) engineering design. In preliminary engineering design, construction plans are developed showing specific and detailed features of the project, from which its impacts and costs can be more accurately assessed. At the completion of Phase II, the County Executive and County Council hold project-specific public hearings to determine if the candidate project merits consideration in the CIP as a funded stand-alone project.

ESTIMATED SCHEDULE

Current planning projects include Metropolitan Grove Park and Ride and White Oak Transit Center. FY23 funding includes \$700,000 to plan for reorientation of transit services and infrastructure around a zero-emissions fleet.

COST CHANGE

Cost decrease due to the removal of the Clarksburg Transit Center and Hillandale Bus Layover projects since they will be addressed, respectively, as part of the MD-355 BRT project and the private developer-funded Hillandale Gateway project.

PROJECT JUSTIFICATION

There is a continuing need to define the scope and determine need, benefits, implementation feasibility, horizontal and vertical alignments, typical sections, impacts, community support/opposition, preliminary costs, and alternatives for master-planned mass transit recommendations. This Facility Planning project provides decision makers with reliable information to determine whether a master-planned mass transit facility recommendation merits inclusion in the CIP as a stand-alone project.

FISCAL NOTE

Beginning in FY23, this project splits out current revenue from the Mass Transit Fund previously included as a funding source in Facility Planning-Transportation (P509337) to fund Mass Transit facility planning studies.

DISCLOSURES

A pedestrian impact analysis will be performed during design or is in progress. Expenditures will continue indefinitely.

COORDINATION

Maryland-National Capital Park and Planning Commission, Maryland Department of Transportation, Maryland Department of the Environment, Maryland Department of Natural Resources, Washington Metropolitan Area Transit Authority, Department of Permitting Services, Utilities, Municipalities, affected communities, Commission on Aging, Commission on People with Disabilities, Montgomery County Pedestrian Safety Advisory Committee.



Facility Planning - Pedestrian Facilities and Bikeways (P502312)

Category	Transportation	Date Last Modified	03/14/23
SubCategory	Pedestrian Facilities/Bikeways	Administering Agency	Transportation
Planning Area	Countywide	Status	Ongoing

Total	Thru FY22	Rem FY22	Total 6 Years	FY 23	FY 24	FY 25	FY 26	FY 27	FY 28	Beyond 6 Years
-------	-----------	----------	---------------	-------	-------	-------	-------	-------	-------	----------------

EXPENDITURE SCHEDULE (\$000s)

Planning, Design and Supervision	7,280	-	-	5,715	1,030	1,055	1,020	890	565	1,155	1,565
TOTAL EXPENDITURES	7,280	-	-	5,715	1,030	1,055	1,020	890	565	1,155	1,565

FUNDING SCHEDULE (\$000s)

Current Revenue: General	7,280	-	-	5,715	1,030	1,055	1,020	890	565	1,155	1,565
TOTAL FUNDING SOURCES	7,280	-	-	5,715	1,030	1,055	1,020	890	565	1,155	1,565

APPROPRIATION AND EXPENDITURE DATA (\$000s)

Appropriation FY 24 Request	1,055	Year First Appropriation	FY23
Cumulative Appropriation	1,030	Last FY's Cost Estimate	13,290
Expenditure / Encumbrances	-		
Unencumbered Balance	1,030		

PROJECT DESCRIPTION

This project provides for planning and preliminary engineering design for new and reconstructed pedestrian facility and bikeway projects under consideration for inclusion in the Capital Improvements Program (CIP). Prior to the establishment of a stand-alone project in the CIP, the Department of Transportation will perform Phase I of facility planning, a rigorous planning-level investigation of the following critical project elements: purpose and need; usage forecasts; traffic operational analysis; community, economic, social, environmental, and historic impact analyses; recommended concept design and public participation are considered. At the end of Phase I, the Transportation, Infrastructure, Energy and Environment (T&E) Committee of the County Council reviews the work and determines if the project has the merits to advance to Phase II of facility planning: preliminary (35 percent level of completion) engineering design. In preliminary engineering design, construction plans are developed showing specific and detailed features of the project, from which its impacts and costs can be more accurately assessed. At the completion of Phase II, the County Executive and County Council hold project-specific public hearings to determine if the candidate project merits consideration in the CIP as a funded stand-alone project.

COST CHANGE

Cost change reflects the addition of Streateries in Bethesda, Silver Spring and Wheaton, and cost reductions due to the following: 1) a new streamlined planning and review process (MacArthur Boulevard Bikeway, Middlebrook Road & Wisteria Drive Multi-modal Improvements, and Capital View/Metropolitan Sidewalk); 2) reductions when projects are being addressed by private developers or through other County projects (Capital View/Metropolitan Sidewalk, Great Seneca Shared Use Path and Westlake/Rock Springs Complete Streets); 3) and delays to reflect funding constraints (Grosvenor Lane Sidepath and Goshen Road South Ped/Bike Improvements).

PROJECT JUSTIFICATION

There is a continuing need to define the scope and determine need, benefits, implementation feasibility, horizontal and vertical alignments, typical sections, impacts, community support/opposition, preliminary costs, and alternatives for master planned transportation recommendations. Facility Planning provides decision makers with reliable information to determine if a master-planned transportation recommendation merits inclusion in the CIP as a stand-alone project. The sidewalk and bikeway projects in Facility Planning specifically address pedestrian needs.

FISCAL NOTE

Beginning in FY23, this project splits the original Facility Planning - Transportation (P509337) into three separate facility planning projects by mode: Facility Planning - Roads (P509337), Facility Planning - Mass Transit (P502308), and Facility Planning - Pedestrian Facilities and Bikeways (P502312).

DISCLOSURES

A pedestrian impact analysis will be performed during design or is in progress. Expenditures will continue indefinitely.

COORDINATION

Maryland-National Capital Park and Planning Commission, Maryland DOT State Highway Administration, Maryland Department of the Environment, Maryland Department of Natural Resources, U.S. Army Corps of Engineers, Department of Permitting Services, Utilities, Municipalities, affected communities, Commission on Aging, Commission on People with Disabilities, Montgomery County Pedestrian Safety Advisory Committee

FACILITY PLANNING PEDESTRIAN FACILITIES AND BIKEWAYS - No. 502312

FY23-28 PDF Project List (* New as of FY23-FY28)

Studies Underway or to Start in FY23-24:

- Middlebrook Road/Wisteria Drive Multi-Modal Improvements (MD118 - Great Seneca Highway) - Phase 1 Planning Only
- Sandy Spring Bikeway (MD108 - MD182 - Norwood Road)
- Capitol View Ave/Metropolitan Ave (MD192) Sidewalk/Bikeway (Forest Glen Road - Ferndale Street) - Phase 1 Planning Only
- ADA Design Guidelines
- Shady Grove Road Ped/Bike Improvements
- MacArthur Boulevard Bikeway (Falls/Fawsett Road - Old Anglers Inn)* - Phase 1 Planning Only
- Streateries (Woodmont, Price Ave/Elkins Ave, & Newell Street)*

Candidate Studies to Start in FY25-28:

- Germantown MARC Station Bicycle & Pedestrian Improvements*
- Westlake/Rock Springs Complete Streets - Phase 1 Planning Only
- Facility Planning - Equitable Bikeways*



Facility Planning-Roads (P509337)

Category	Transportation	Date Last Modified	03/14/23
SubCategory	Roads	Administering Agency	Transportation
Planning Area	Countywide	Status	Ongoing

	Total	Thru FY22	Rem FY22	Total 6 Years	FY 23	FY 24	FY 25	FY 26	FY 27	FY 28	Beyond 6 Years
--	-------	-----------	----------	---------------	-------	-------	-------	-------	-------	-------	----------------

EXPENDITURE SCHEDULE (\$000s)

	Total	Thru FY22	Rem FY22	Total 6 Years	FY 23	FY 24	FY 25	FY 26	FY 27	FY 28	Beyond 6 Years
Planning, Design and Supervision	64,476	53,671	3,685	5,060	1,265	1,000	935	915	315	630	2,060
Land	815	815	-	-	-	-	-	-	-	-	-
Site Improvements and Utilities	130	130	-	-	-	-	-	-	-	-	-
Construction	75	75	-	-	-	-	-	-	-	-	-
Other	131	130	1	-	-	-	-	-	-	-	-
TOTAL EXPENDITURES	65,627	54,821	3,686	5,060	1,265	1,000	935	915	315	630	2,060

FUNDING SCHEDULE (\$000s)

	Total	Thru FY22	Rem FY22	Total 6 Years	FY 23	FY 24	FY 25	FY 26	FY 27	FY 28	Beyond 6 Years
Contributions	4	4	-	-	-	-	-	-	-	-	-
Current Revenue: General	47,351	36,548	3,683	5,060	1,265	1,000	935	915	315	630	2,060
Current Revenue: Mass Transit	5,633	5,630	3	-	-	-	-	-	-	-	-
Impact Tax	6,070	6,070	-	-	-	-	-	-	-	-	-
Intergovernmental	785	785	-	-	-	-	-	-	-	-	-
Land Sale	2,099	2,099	-	-	-	-	-	-	-	-	-
Recordation Tax Premium (MCG)	3,610	3,610	-	-	-	-	-	-	-	-	-
State Aid	75	75	-	-	-	-	-	-	-	-	-
TOTAL FUNDING SOURCES	65,627	54,821	3,686	5,060	1,265	1,000	935	915	315	630	2,060

APPROPRIATION AND EXPENDITURE DATA (\$000s)

Appropriation FY 24 Request	1,000	Year First Appropriation	FY93
Cumulative Appropriation	59,772	Last FY's Cost Estimate	66,557
Expenditure / Encumbrances	57,207		
Unencumbered Balance	2,565		

PROJECT DESCRIPTION

This project provides for planning and preliminary engineering design for new and reconstructed highway projects under consideration for inclusion in the Capital Improvements Program (CIP). Prior to the establishment of a stand-alone project in the CIP, the Department of Transportation will perform Phase I of facility planning, a rigorous planning-level investigation of the following critical project elements: purpose and need; usage forecasts; traffic operational analysis; community, economic, social, environmental, and historic impact analyses; recommended concept design and public participation are considered. At the end of Phase I, the Transportation, Infrastructure, Energy and Environment (T&E) Committee of the County Council reviews the work and determines if the project has the merits to advance to Phase II of facility planning: preliminary (35 percent level of completion) engineering design. In preliminary engineering design, construction plans are developed showing specific and detailed features of the project, from which its impacts and costs can be more accurately assessed. At the completion of Phase II, the County Executive and County Council hold project-specific public hearings to determine if the candidate project merits consideration in the CIP as a funded stand-alone project.

COST CHANGE

Cost decrease reflects streamlined planning and review process for Parklawn Drive/Nicholson Lane and removal of the MD-355 Bypass project in anticipation of updates to the Clarksburg Master Plan.

PROJECT JUSTIFICATION

There is a continuing need to define the scope and determine need, benefits, implementation feasibility, horizontal and vertical alignments, typical sections, impacts, community support/opposition, preliminary costs, and alternatives for master planned transportation recommendations. Facility Planning provides decision makers with reliable information to determine if a master-planned transportation recommendation merits inclusion in the CIP as a stand-alone project. The sidewalk and bikeway projects in Facility Planning specifically address pedestrian needs.

FISCAL NOTE

Starting in FY01, Mass Transit Funds provide for mass transit related candidate projects. Impact taxes will continue to be applied to qualifying projects. Starting in FY23, Mass transit related projects are funded in Facility Planning: Mass Transit (P502308).

DISCLOSURES

A pedestrian impact analysis will be performed during design or is in progress. Expenditures will continue indefinitely. The County Executive asserts that this project conforms to the requirement of relevant local plans, as required by the Maryland Economic Growth, Resource Protection and Planning Act.

COORDINATION

Maryland-National Capital Park and Planning Commission, Maryland DOT State Highway Administration, Maryland Department of the Environment, Maryland Department of Natural Resources, U.S. Army Corps of Engineers, Department of Permitting Services, Utilities, Municipalities, Affected communities, Commission on Aging, Commission on People with Disabilities, Montgomery County Pedestrian Safety Advisory Committee

FACILITY PLANNING TRANSPORTATION - No. 509337	
FY23-28 PDF Project List (* New as of FY23-FY28)	
<u>Studies Underway or to Start in FY23-24:</u> <ul style="list-style-type: none">• Crabbs Branch Way Extended to Amity Drive• Old Columbia Pike/Prosperity Drive Widening (Stewart La - Cherry Hill Rd)• Norfolk Avenue Shared Street• High Incident Network Facility Planning• Bethesda One-way Street Conversion Study• MD 355 Corridor Study (Milestone to Clarksburg Road)• Prioritizing MCDOT Capital Projects• Parklawn Drive/Nicholson Lane Multi-modal Improvements (Randolph Rd - MD 355) - Phase 1 planning only	<u>Candidate Studies to Start in FY25-28:</u> <ul style="list-style-type: none">• Long Branch Master Planned Connections



Cost Sharing: MCG (P720601)

Category	Culture and Recreation	Date Last Modified	03/14/23
SubCategory	Recreation	Administering Agency	General Services
Planning Area	Countywide	Status	Ongoing

	Total	Thru FY22	Rem FY22	Total 6 Years	FY 23	FY 24	FY 25	FY 26	FY 27	FY 28	Beyond 6 Years
EXPENDITURE SCHEDULE (\$000s)											
Planning, Design and Supervision	3,770	3,770	-	-	-	-	-	-	-	-	-
Site Improvements and Utilities	33	33	-	-	-	-	-	-	-	-	-
Construction	12,981	8,131	-	4,850	4,850	-	-	-	-	-	-
Other	35,191	22,135	2,356	10,700	3,700	3,000	1,000	1,000	1,000	1,000	-
TOTAL EXPENDITURES	51,975	34,069	2,356	15,550	8,550	3,000	1,000	1,000	1,000	1,000	-

FUNDING SCHEDULE (\$000s)											
Contributions	150	150	-	-	-	-	-	-	-	-	-
Current Revenue: General	37,500	19,844	2,356	15,300	8,300	3,000	1,000	1,000	1,000	1,000	-
G.O. Bonds	2,398	2,398	-	-	-	-	-	-	-	-	-
Land Sale	2,661	2,661	-	-	-	-	-	-	-	-	-
Long-Term Financing	3,850	3,850	-	-	-	-	-	-	-	-	-
Recordation Tax Premium (MCG)	1,316	1,066	-	250	250	-	-	-	-	-	-
State Aid	4,100	4,100	-	-	-	-	-	-	-	-	-
TOTAL FUNDING SOURCES	51,975	34,069	2,356	15,550	8,550	3,000	1,000	1,000	1,000	1,000	-

APPROPRIATION AND EXPENDITURE DATA (\$000s)			
Appropriation FY 24 Request	2,900	Year First Appropriation	FY06
Cumulative Appropriation	45,075	Last FY's Cost Estimate	45,075
Expenditure / Encumbrances	35,493		
Unencumbered Balance	9,582		

PROJECT DESCRIPTION

This project provides funds for the development of non-governmental projects in conjunction with public agencies or the private sector. County participation leverages private and other public funds for these facilities. Prior to disbursing funds, the relevant County department or agency and the private organization will develop a Memorandum of Understanding, which specifies the requirements and responsibilities of each.

COST CHANGE

FY23 supplemental in Current Revenue: General for \$5 million for CASA De Maryland for the Workforce Development Training Center. FY23 technical correction to eliminate duplicate State Aid (\$100,000). Cost change due to the addition of \$2,000,000 in Current Revenue: General funds for FY24 Capital Grants. These grants will maximize leverage of State matches for County non-Arts related capital projects and support other major priority community capital projects and non-Arts related capital projects in underserved communities.

PROJECT JUSTIFICATION

The County has entered into or considered many public-private partnerships, which contribute to the excellence and diversity of facilities serving County residents.

OTHER

See attached for Community Grants and CIP Grants for Arts and Humanities Organizations.

FISCAL NOTE

The County Council approved an FY21 special appropriation, Resolution #19-593, that increased FY21 by \$250,000 for a total of \$2.330 million, reduced FY22 to \$603,000 from \$1 million, and reduced FY23 to \$250,000 from \$1 million. Approved FY18 supplemental appropriation 15-S18-CMCG-13 added \$100,000 in State Aid to recognize FY15 State Bond Bill. Amended project approved in FY18 designated a total of \$300,365 of the \$400,000 project balance to 32 individual faith-based organizations, leaving a remaining unallocated balance of \$99,635 in the project for emergency capital grants. Approved FY19 supplemental appropriation 3-S19-CMCG-3 added \$400,000 in Current Revenue for Manna Food Center, Inc. and \$300,000 in Current Revenue for Sunflower Bakery, Inc. See Cost Sharing Grants attachment for Historical Fiscal Note regarding the Fillmore venue in Silver Spring and Old Blair Auditorium Project, Inc.

FY23 supplemental in Current Revenue: General for the amount of \$5,000,000 for CASA De Maryland for the Workforce Development Training Center. FY23 Technical correction to eliminate duplicate State Aid cost of \$100,000.

DISCLOSURES

A pedestrian impact analysis will be performed during design or is in progress. Expenditures will continue indefinitely. The County Executive asserts that this project conforms to the requirement of relevant local plans, as required by the Maryland Economic Growth, Resource Protection and Planning Act.

COORDINATION

Private organizations, State of Maryland, Municipalities, Montgomery County Public Schools, Community Use of Public Facilities, Department of General Services, Department of Economic Development, and Arts and Humanities Council of Montgomery County.

COST SHARING GRANTS

Grants:

In FY24 Cost Sharing Grants will be awarded through a formal grants review and approval process overseen by the Office of Grants Management.

Supplemental Appropriation #23-13 for \$5,000,000 for the renovation of 14645 Rothgeb Drive, Rockville, MD for use as a workforce development and training center, thru a non-competitive contract with CASA, Inc.

As previously approved by Council, a FY23 CIP Grant for Arts and Humanities Organizations grant totaling \$250,000 is included for the following project: The Olney Theatre for the Arts, Inc.: \$250,000.

For FY23, County participation is for the following community grant projects totaling \$3,300,000: A Wider Circle, Inc.: \$115,000; Adventist Community Services of Greater Washington, Inc.: \$20,500; Adventist Health Care, Inc.: \$63,000; Aish Center of Greater Washington: \$5,200; American Diversity Group, Inc.: \$28,023; Artpreneurs, Inc. dba Arts on the Block: \$25,000; Audubon Naturalist Society of the Central Atlantic States, Inc.: \$170,000; Bender JCC of Greater Washington, Inc. A/K/A Bender JCC of Greater Washington: \$100,000; Boyds Clarksburg Historical Society, Inc.: \$5,000; Catholic Charities of the Archdiocese of Washington, Inc.: \$87,537; Chinese Culture and Community Service Center, Inc.: \$25,000; Docs in Progress, Incorporated: \$26,000; Easter Seals Servicing DC/MD/VA, Inc.: \$175,000; Friends House Retirement Community, Inc.: \$250,000; Gaithersburg HELP, Inc.: \$3,375; GapBuster, Inc.: \$40,000; Germantown Cultural Arts Center, Inc. t/a Blackrock Center for the Arts: \$100,000; Glen Echo Park Partnership for Arts and Culture, Inc.: \$67,276; Great and Small, Inc. A/K/A Great and Small: \$12,000; Jewish Foundation for Group Homes, Inc.: \$75,000; Madison House Autism Foundation, Inc.: \$25,000; Metropolitan Ballet Theatre, Inc. t/a Metropolitan Ballet Theatre and Academy.: \$6,387; Montgomery County Muslim Foundation, Inc.: \$400,000; OASIS, Inc.: \$54,537; Peerless Rockville Historic Preservation, Ltd.: \$100,000; Red Wiggler Foundation, Inc. t/a Red Wiggler Community Farm: \$7,665; Sandy Spring Museum: \$250,000; Scotland A.M.E. Zion Church: \$300,000; The Charles Koiner Center for Urban Farming, Inc. t/a CKC Farming : \$36,000; The Community Clinic, Inc. t/a CCI Health Services : \$250,000; The Ivymount School, Inc.: \$100,000; The Jubilee Association Of Maryland, Inc.: \$25,000; The Menare Foundation, Inc.: \$20,000; The Muslim Community Center, Inc.: \$125,000; The Writer's Center, Inc.: \$95,000; WUMCO Help, Inc.: \$12,500; Yad Yehuda of Greater Washington: \$100,000.

For FY22, County Participation is for the following community grants projects totaling \$500,000 include: Easter Seals Serving DC|MD|VA, Inc.: \$100,000 and Family Services, Inc.: \$400,000.

For FY22, CIP Grants for Arts and Humanities Organizations totaling \$603,412 are approved for the following projects: Montgomery Community Television: \$103,412; Round House Theatre, Inc.: \$250,000; and The Olney Theatre Center for the Arts, Inc.: \$250,000.

For FY21, County participation is for the following community grant projects totaling \$1,583,362 include: A Wider Circle Inc.: \$100,000; Audubon Naturalist Society of the Central Atlantic States, Inc.: \$200,000; CASA de Maryland, Inc.: \$150,000; The Charles E. Smith Jewish Day School of Greater Washington, Inc.: \$100,000; Easter Seals Serving DC|MD|VA, Inc.: \$50,000; Family Services, Inc.: \$100,000; Friends House Retirement Community, Inc.: \$100,000; Great and Small: \$18,000; Hebrew Home of Greater Washington, Inc.: \$86,500; Islamic Center of Maryland: \$200,000; Jewish Foundation for Group Homes: \$100,000; National Capital Bnai Brith Assisted Housing Corporation: \$75,000; Organization For Advancement Of And Service For Individuals With Special Needs (OASIS), Inc.: \$13,862; Rebuilding Together Montgomery County Inc.: \$30,000; Sugarland Ethno-History Project, Inc.: \$25,000; The First Baptist Church of KenGar, Kensington: \$10,000; The Ivymount School, Inc.: \$125,000; Warren Historic Site Committee, Inc.: \$50,000; and Warrior Canine Connection, Inc.: \$50,000.

For FY21, CIP Grants for Arts and Humanities Organizations totaling \$746,638 are approved for the following projects: CityDance School & Conservatory: \$200,000; VisArts: \$150,000; Glen Echo Park Partnership for Arts and Culture, Inc.: \$112,238; Sandy Spring Museum: \$34,400; Round House Theatre: \$250,000. For FY22, CIP Grants for Arts and Humanities Organizations totaling \$603,412 are approved for the following projects: Montgomery Community Television: \$103,412; The Olney Theatre for the Arts, Inc.: \$250,000; Round House Theatre: \$250,000.

For FY20, County participation is for the following community grant projects totaling \$1,689,000: 7th Generation Foundation, Inc.: \$25,000; A Wider Circle, Inc.: \$100,000; CASA de Maryland, Inc.: \$150,000; Charles E. Smith Jewish Day School of Greater Washington, Inc.: \$100,000; Cornerstone Montgomery, Inc.: \$50,000; Cura Personalis Project, Inc.: \$10,000; EveryMind, Inc.: \$75,000; Friends House Retirement Community, Inc.: \$100,000; Jewish Foundation for Group Homes: \$100,000; Manna Food Center, Inc.: \$100,000; Potomac Community Resources, Inc.: \$25,000; The Olney Theatre for the Arts, Inc.: \$250,000; Round House Theatre: \$250,000; The Arc Montgomery County, Inc.: \$35,000; The Ivymount School, Inc.: \$125,000; The Menare Foundation, Inc.: \$19,000; Warrior Canine Connection, Inc.: \$50,000; YMCA of Metropolitan Washington: \$125,000. For FY20, CIP Grants for Arts and Humanities organizations totaling \$253,581 are approved for the following projects: Sandy Spring Museum, Inc.: \$80,000; Imagination Stage, Inc.: \$41,150; Glen Echo Park Partnership for Arts and Culture, Inc.: \$88,833; and Montgomery Community Television, Inc.: \$43,598. In addition, \$220,000 in FY20 funds allocated for CIP Grants for Arts and Humanities Organizations has been moved from this project to the Planned Lifecycle Asset Replacement: MCG project (P509514) in order to provide repairs for the County owned building leased by Germantown Cultural Arts Center, Inc. dba BlackRock Center for the Arts. Funds totaling \$400,000 became available mid-year

when the following awardee subsequently declined its grants: Graceful Growing Together, Inc. (FY15: \$125,000; FY16: \$75,000; FY17: \$100,000; and FY18: \$100,000). Funds totaling \$69,859 also became available from previous year grants that were not fully spent.

For FY19, County participation is for the following community grant projects totaling \$2,359,958: 7th Generation Foundation, Inc.: \$25,000; A Wider Circle, Inc.: \$100,000; Bender JCC of Greater Washington: \$20,000; CASA de Maryland, Inc.: \$100,000; Charles E. Smith Jewish Day School of Greater Washington, Inc.: \$20,000; Cornerstone Montgomery, Inc.: \$350,000; Easter Seals Serving DC|MD|VA: \$50,000; Family Services, Inc.: \$100,000; First Baptist Church of KenGar: \$10,000; Grand United Order of Odd Fellows Sandy Spring Lodge #6430, Inc.: \$15,000; Hebrew Home of Greater Washington, Inc.: \$80,000; Jewish Foundation for Group Homes: \$75,000; Melvin J. Berman Hebrew Academy: \$75,000; Olney Theatre Corporation: \$650,000; Potomac Community Resources, Inc.: \$30,000; Round House Theatre: \$250,000; Sunflower Bakery: \$150,000; The Ivymount School, Inc.: \$50,000; The Menare Foundation, Inc.: \$9,958; TLC - The Treatment Learning Centers, Inc.: \$25,000; Warrior Canine Connection: \$50,000; YMCA of Metropolitan Washington: \$125,000. For FY19, CIP Grants for Arts and Humanities organizations totaling \$922,414 are approved for the following projects: Glen Echo Park Partnership for Arts and Culture, Inc.: \$250,000; Round House Theatre, Inc.: \$250,000; The Olney Theatre Center for the Arts, Inc.: \$100,000; Montgomery Community Television, Inc.: \$98,237; Metropolitan Ballet Theatre, Inc.: \$115,463; Glen Echo Park Partnership for Arts and Culture, Inc.: \$52,184; and Adventure Theatre, Inc.: \$56,530. For FY19, a Supplemental Appropriation totaling \$700,000 was approved for Manna Food Center, Inc.: \$400,000 and Sunflower Bakery, Inc.: \$300,000.

For FY18, County participation is for the following community grant projects totaling \$1,236,900: A Wider Circle, Inc.: \$50,000; Cornerstone Montgomery, Inc.: \$350,000; Friends House, Inc.: \$50,000; Graceful Growing Together, Inc.: \$100,000; Identity, Inc.: \$61,900; Jewish Council for the Aging of Greater Washington, Inc.: \$50,000; Jewish Foundation for Group Homes: \$100,000; Jewish Social Service Agency: \$250,000; Potomac Community Resources, Inc.: \$50,000; Warrior Canine Connection, Inc.: \$50,000; YMCA of Metropolitan Washington, Inc.: \$125,000. For FY18, CIP Grants for Arts and Humanities Organizations totaling \$192,283 are approved for the following projects: Glen Echo Park Partnership for Arts and Culture, Inc.: \$98,161; and Montgomery Community Television, Inc.: \$94,122. In addition, a non-competitive contract award of \$48,000 is approved in FY17 for Imagination Stage, Inc. Costs have been reduced since the remaining unspent balance on a FY14 Imagination Stage, Inc. grant (\$96,656) and a FY15 Family Services, Inc. grant (\$75,000) are no longer needed. For FY18, County participation is for the following Faith-based Facilities Security Improvement Grant projects totaling \$300,365: Alef Bet Montessori School, Inc.: \$12,000; Cambodian Buddhist Society: \$4,492; Cedar Lane Unitarian Universalist Church: \$10,600; Chabad Lubavitch of Upper Montgomery County, Inc.: \$8,000; Chabad - Lubavitch of BCC, Inc.: \$10,000; Chinmaya Mission (Washington Regional Center): \$11,500; Christ Congregational Church (United Church of Christ): \$7,000; Colesville Presbyterian Church: \$1,200; Colesville United Methodist Church: \$4,500; Congregation B'nai Tzedek: \$10,000; Guru Gobind Singh Foundation Trust: \$10,000; Guru Nanak Foundation of America: \$12,500; Islamic Supreme Council of America (dba Institute for Spiritual & Cultural Advancement): \$8,476; Islamic Center of Maryland, Inc.: \$19,620; Islamic Community Center of Potomac, Inc.: \$15,000; Islamic Education Center, Inc.: \$15,000; Islamic Society of Germantown, Inc.: \$15,000; Islamic Society of the Washington Area: \$15,000; Redeemer Lutheran Church: \$2,500; Melvin J. Berman Hebrew Academy: \$7,500; Muslim Community Center, Inc.: \$14,836; Ohev Shalom Talmud Torah Congregation of Olney, Maryland: \$1,800; Rockville United Church: \$7,500; Seneca Community Church: \$8,249; Shaare Tefila Congregation: \$2,914; Soorp Khatch Armenian Apostolic Church: \$2,325; Temple Beth Ami: \$8,353; Tikvat Israel Congregation: \$15,000; Torah School of Greater Washington: \$10,000; Yeshiva of Greater Washington, Inc.: \$10,000; Young Israel Shomrai Emunah of Greater Washington: \$12,000; Zoroastrian Association of Metropolitan Washington, Inc.: \$7,500.

For FY17, County participation is for the following community grant projects totaling \$1,178,000: A Wider Circle, Inc.: \$50,000; Congregation Beth El of Montgomery County, \$20,000; Cornerstone Montgomery, Inc.: \$350,000; Easter Seals Greater Washington-Baltimore Region, Inc.: \$50,000; Friends House, Inc.: \$50,000; Graceful Growing Together, Inc.: \$100,000; Hebrew Home of Greater Washington, Inc.: \$200,000; Jewish Community Center of Greater Washington, Inc.: \$25,000; Jewish Foundation for Group Homes, Inc.: \$100,000; Our House, Inc.: \$20,000; Potomac Community Resources, Inc.: \$50,000; Reginald S. Lourie Center for Infants and Young Children, \$68,000; Seven Locks Jewish Community Inc.: \$20,000; The Jewish Federation of Greater Washington, Inc.: \$25,000; Warrior Canine Connection, Inc.: \$50,000. Supplemental for FY17 for the following community grant projects totaling \$225,000: Bender JCC of Greater Washington, Inc.: \$25,000; Charles E. Smith Jewish Day School of Greater Washington, Inc.: \$16,000; Charles E. Smith Jewish Day School of Greater Washington, Inc.: \$24,000; Charles E. Smith Jewish Day School of Greater Washington, Inc.: \$12,000; and The Jewish Federation of Greater Washington, Inc.: \$148,000. For FY17, a CIP Grant for Arts and Humanities Organizations totaling \$1,398,000 is approved for the following project: Strathmore Hall Foundation, Inc.: \$1,398,000. The Department of General Services will be managing the Strathmore Mansion repair project. For FY17, CIP Grants for Arts and Humanities Organizations totaling \$377,217 are approved for the following projects: Glen Echo Park Partnership for Arts and Culture, Inc.: \$67,795; Montgomery Community Television, Inc.: \$159,422; and The Olney Theatre Center for the Arts, Inc.: \$150,000. For FY17, emergency CIP Grants for Arts and Humanities Organizations totaling \$224,677 are approved for the following projects: Glen Echo Park Partnership for Arts and Culture, Inc.: \$169,960; Montgomery Community Television, Inc.: \$29,717; and The Olney Theatre Center for the Arts, Inc.: \$25,000. In addition, \$300,000 in FY17 funds and \$200,000 in FY18 funds allocated for CIP Grants for Arts and Humanities Organizations have been moved from this project to the Noyes Library for Young Children Rehabilitation and Renovation project P711704.

For FY16, County participation is for the following community grant projects totaling \$865,000: Beth Shalom Congregation and Talmud Torah: \$60,000; Easter Seals Greater Washington-Baltimore Region: \$50,000; Graceful Growing Together, Inc.: \$75,000; Jewish Council for the Aging of Greater Washington, Inc.: \$50,000; Jewish Foundation for Group Homes: \$50,000; Latin American Youth Center, Inc.: \$25,000; Muslim Community Center Inc. DBA MCC Medical Clinic: \$25,000; Potomac Community Resources: \$25,000; Rockville Science Center, Inc.: \$15,000; Silver Spring United Methodist Church: \$50,000; The Jewish Federation of Greater Washington: \$40,000; Warrior Canine Connection: \$50,000; Cornerstone Montgomery, Inc.: \$350,000. For FY16, CIP Grants for Arts and Humanities Organizations totaling \$1,625,004 are approved for the following projects: The Writer's Center, Inc.: \$250,000; Montgomery Community Television, Inc.: \$119,181; Sandy Spring Museum, Inc.: \$30,170; Round House Theatre, Inc.: \$155,572; American Dance Institute, Inc.: \$70,081; and Strathmore Hall Foundation, Inc.: \$1,000,000. For FY16, emergency CIP Grants for Arts and Humanities Organizations totaling \$147,000 are approved for the following project: The Selma M Levine School of Music, Inc.: \$147,000. These funds became available mid-year when the following awardees subsequently declined their grants: American Dance Institute, Inc. (FY16: \$70,081); and The Dance Exchange Inc. (FY14: \$77,500).

For FY15, County participation was for the following projects: Easter Seals Greater Washington-Baltimore Region, Inc.: \$100,000; Graceful Growing Together, Inc.: \$125,000; Jewish Community Center of Greater Washington: \$150,000; Muslim Community Center, Inc.: \$250,000; Potomac Community Resources, Inc.: \$150,000; The Arc of Montgomery County, Inc.: \$17,973; Catholic Charities of the Archdiocese of Washington, Inc.: \$11,395; Melvin J. Berman Hebrew Academy: \$33,000; Jewish Social Service Agency: \$75,000; Warrior Canine Connection, Inc.: \$75,000; Jewish Council for the Aging of Greater Washington, Inc.: \$125,000; The Jewish Federation of Greater Washington, Inc.: \$100,000; Family Services, Inc.: \$75,000. For FY15, CIP Grants for Arts and Humanities

Organizations totaling \$849,080 are approved for the following projects: Germantown Cultural Arts Center, Inc.: \$75,000; Jewish Community Center of Greater Washington, Inc.: \$134,000; Montgomery Community Television, Inc.: \$50,080; The Olney Theatre Center for the Arts, Inc.: \$150,000; Sandy Spring Museum, Inc.: \$90,000; and The Writer's Center, Inc.: \$250,000. \$100,000 of these funds will also be used to provide a State bond bill match for Silver Spring Black Box Theater. For FY15, emergency CIP Grants for Arts and Humanities Organizations totaling \$143,116 are approved for the following projects: Montgomery Community Television, Inc.: \$127,179; and Sandy Spring Museum, Inc.: \$15,937.

For FY14, County participation was for the following projects: Easter Seals Greater Washington-Baltimore Region: \$100,000; Jewish Foundation for Group Homes, Inc.: \$125,000; Muslim Community Center: \$100,000; Potomac Community Resources, Inc.: \$50,000; Sandy Spring Museum: \$65,000; St. Luke's House and Threshold Services United: \$50,000; and Takoma Park Presbyterian Church: \$75,000. Prior to disbursement of funds, Takoma Park Presbyterian Church must provide a final Business Plan to the Executive and Council that includes the proposed fee schedule and letters of interest from potential entrepreneurs with expected revenues from each user. The Church must agree to use the facility for the expressed purposes for a period of ten years from the time the facility is complete or repay the pro rata portion of County funds. The following Capital Improvement Grants for the Arts and Humanities were awarded to Friends of the Library, Montgomery County, Inc.: \$25,100; Imagination Stage, Inc.: \$190,000; The Washington Conservatory: \$26,875; Strathmore Hall Foundation, Inc.: \$26,000; The Puppet Company: \$25,000; The Writers Center, Inc.: \$250,000; Glen Echo Park Partnership for Arts and Culture: \$45,000; American Dance Institute, Inc.: \$34,889; Olney Theatre Corp: \$25,000; Montgomery Community Television dba Montgomery Community Media: \$62,469; The Dance Exchange Inc.: \$77,500; and Metropolitan Ballet Theatre, Inc.: \$100,850.

For FY13, County participation was for the following projects: ArtPreneurs, Inc.: \$80,000; Muslim Community Center, Inc.: \$120,000; Muslim Community Center, Inc.: \$175,000; Potomac Community Resources, Inc.: \$50,000; Sheppard Pratt Health System, Inc.: \$50,000; and The Menare Foundation, Inc.: \$80,000.

For FY12, County participation was for the following projects: Catholic Charities of the Archdiocese of Washington, Inc.: \$125,000; CHI Centers Inc.: \$200,000; and Ivymount School, Inc.: \$100,000.

For FY11, County participation was for the following projects: Girl Scout Council of the Nation's Capital: \$100,000; Jewish Foundation for Group Homes, Inc.: \$50,000; and Ivymount School, Inc.: \$100,000.

For FY10, County participation was for the following project: Aunt Hattie's Place, Inc.: \$100,000. Disbursement of FY09 and FY10 County funds is conditioned on the owner of the property giving the County an appropriate covenant restricting the use of the leased property to a foster home for boys for a period of ten years from the time the facility commences to operate as a foster home. Boys and Girls Club of Greater Washington: \$38,000; CASA de Maryland, Inc.: \$100,000; Jewish Council for the Aging of Greater Washington, Inc.: \$50,000; and Warren Historic Site Committee, Inc.: \$150,000.

For FY09, County participation was for the following projects: Aunt Hattie's Place, Inc.: \$250,000; Boys and Girls Club of Greater Washington: \$250,000; CASA de Maryland, Inc.: \$150,000; CHI Centers: \$50,000; and Institute for Family Development Inc., doing business as Centro Familia: \$75,000 (The organization had to demonstrate to the County's satisfaction that it had commitments for the entire funding needed to construct the project before the \$75,000 in County funds could be spent.); Jewish Council for the Aging of Greater Washington, Inc.: \$250,000; Montgomery General Hospital: \$500,000; Nonprofit Village, Inc.: \$200,000; and YMCA of Metropolitan Washington and Youth and Family Services Branch: \$200,000.

Occasionally, contracts are not executed or are terminated. For more information, contact the Chief Operating Officer from the Department of General Services at 240.777.6194.

HISTORICAL FISCAL NOTE:

The State approved \$4,000,000 in State Aid from FY07 to FY09 for the Fillmore venue in Silver Spring. The County's required match of \$4,000,000 and \$6,511,000 was programmed. The Venue Operator agreed to purchase certain furniture, fixtures, and equipment for the project; \$150,000 of which would be used as the required County match. An agreement between the development partners and the County was executed. The Fillmore is now operational.

Old Blair Auditorium Project, Inc., in FY06-07 the County provided \$190,000 as a partial match for the State funds with \$50,000 in current revenue for DPWT to develop a program of requirements and cost estimate for the project, and bond funded expenditure of \$140,000 to pay for part of the construction. These funds were budgeted in the MCG: Cost Sharing project (No. 720601). In FY11, the funds were transferred to a new CIP Old Blair Auditorium Reuse project (No. 361113).



Collegewide Central Plant and Distribution Systems (P662001)

Category	Montgomery College	Date Last Modified	03/13/23
SubCategory	Higher Education	Administering Agency	Montgomery College
Planning Area	Countywide	Status	Preliminary Design Stage

Total	Thru FY22	Rem FY22	Total 6 Years	FY 23	FY 24	FY 25	FY 26	FY 27	FY 28	Beyond 6 Years
-------	-----------	----------	---------------	-------	-------	-------	-------	-------	-------	----------------

EXPENDITURE SCHEDULE (\$000s)

	Total	Thru FY22	Rem FY22	Total 6 Years	FY 23	FY 24	FY 25	FY 26	FY 27	FY 28	Beyond 6 Years
Planning, Design and Supervision	1,000	216	84	700	100	200	100	100	100	100	-
Construction	11,235	1,454	1,221	8,560	1,837	2,123	900	1,400	900	1,400	-
TOTAL EXPENDITURES	12,235	1,670	1,305	9,260	1,937	2,323	1,000	1,500	1,000	1,500	-

FUNDING SCHEDULE (\$000s)

	Total	Thru FY22	Rem FY22	Total 6 Years	FY 23	FY 24	FY 25	FY 26	FY 27	FY 28	Beyond 6 Years
G.O. Bonds	8,000	695	1,305	6,000	1,000	1,000	1,000	1,000	1,000	1,000	-
State Aid	4,235	975	-	3,260	937	1,323	-	500	-	500	-
TOTAL FUNDING SOURCES	12,235	1,670	1,305	9,260	1,937	2,323	1,000	1,500	1,000	1,500	-

APPROPRIATION AND EXPENDITURE DATA (\$000s)

Appropriation FY 24 Request	2,323	Year First Appropriation	FY20
Cumulative Appropriation	4,912	Last FY's Cost Estimate	11,412
Expenditure / Encumbrances	1,685		
Unencumbered Balance	3,227		

PROJECT DESCRIPTION

This project provides for the design and construction of new and renovation and expansion of existing central heating and cooling plants on the College's three campuses as recommended in the College's campus utilities master plan (12/12, and 2/13). The plan for a campus central plant, and distribution systems was included in the campus facilities master plan update (6/18). The project includes installation of boilers and chillers with associated equipment, the provision of natural gas service, and the construction of a hot water and chilled water distribution piping system to new and existing campus buildings.

COST CHANGE

Additional State Aid in FY24.

PROJECT JUSTIFICATION

This project implements the recommendations of the campus utilities master plan (12/12, and 2/13) and campus facilities master plan update (6/18). The campus' existing heating and cooling equipment is typically 20-30 years old and beyond its useful economic life. Due to the age of the equipment and increasing maintenance problems and costs, each campus is experiencing a significant increase in mechanical system problems and heating/cooling outages. Based on a life cycle cost analysis, the installation of a central heating/cooling plant offers significant equipment replacement, energy and maintenance savings to the College. Collegewide Utilities Master Plan (Pending 2021), Montgomery College 2025 Strategic Plan, Collegewide Facilities Master Plan Update (6/18), VFA Facilities Condition Assessment (12/13).

OTHER

FY23 Appropriation: \$1,937,000; (\$1,000,000 (G.O. Bonds) and \$937,000 (State Aid)). FY24 Appropriation: \$2,323,000; (\$1,000,000 (G.O. Bonds), and \$1,323,000 (State Aid)). The need to provide new systems for heating and cooling campus buildings was articulated in the utilities master plan and satisfying this requirement is critical to new building construction and the planned renovation of the existing campus buildings.

DISCLOSURES

Montgomery College asserts that this project conforms to the requirement of relevant local plans, as required by the Maryland Economic Growth, Resource Protection and Planning Act.

Cost Change



Americans with Disabilities Act (ADA): Compliance

(P361107)

Category	General Government	Date Last Modified	03/13/23
SubCategory	County Offices and Other Improvements	Administering Agency	General Services
Planning Area	Countywide	Status	Ongoing

	Total	Thru FY22	Rem FY22	Total 6 Years	FY 23	FY 24	FY 25	FY 26	FY 27	FY 28	Beyond 6 Years
EXPENDITURE SCHEDULE (\$000s)											
Planning, Design and Supervision	18,290	14,090	-	4,200	700	700	700	700	700	700	-
Site Improvements and Utilities	18,636	6,273	4,563	7,800	1,300	1,300	1,050	1,550	1,300	1,300	-
Construction	25,747	11,647	-	14,100	2,350	2,350	2,100	2,600	2,350	2,350	-
Other	1,227	845	82	300	50	50	50	50	50	50	-
TOTAL EXPENDITURES	63,900	32,855	4,645	26,400	4,400	4,400	3,900	4,900	4,400	4,400	

FUNDING SCHEDULE (\$000s)											
Current Revenue: General	4,235	936	299	3,000	500	500	500	500	500	500	-
G.O. Bonds	44,324	16,578	4,346	23,400	3,900	3,900	3,400	4,400	3,900	3,900	-
PAYGO	11,364	11,364	-	-	-	-	-	-	-	-	-
Recordation Tax Premium (MCG)	3,977	3,977	-	-	-	-	-	-	-	-	-
TOTAL FUNDING SOURCES	63,900	32,855	4,645	26,400	4,400	4,400	3,900	4,900	4,400	4,400	

APPROPRIATION AND EXPENDITURE DATA (\$000s)			
Appropriation FY 24 Request	2,900	Year First Appropriation	FY11
Cumulative Appropriation	44,400	Last FY's Cost Estimate	66,400
Expenditure / Encumbrances	36,406		
Unencumbered Balance	7,994		

PROJECT DESCRIPTION

This program provides for an on-going comprehensive effort to ensure that County buildings and other facilities are built and maintained in compliance with Title II of the Americans with Disabilities Act (ADA) and the ADA 2010 Standards for Accessible Design. This program includes both the correction of deficiencies identified by the United States Department of Justice (DOJ) during its proactive Project Civic Access (PCA) assessment of County facilities, an assessment by the County of all County government buildings and facilities not included in the PCA assessment, and remediation of any deficiencies identified by those assessments. The program also includes policy development, advanced technical training for County architects and engineers to ensure that ADA compliance and accessibility are incorporated throughout the County's planning, staff training, design, and construction process in order to ensure that County facilities are fully compliant with Title II of the ADA. In September 2010 revised Title II ADA regulations, including the 2010 Standards, were issued by DOJ. The new 2010 Standards include revisions to the 1991 ADA Accessibility Guideline (ADAAG) standards and supplemental standards for features not addressed in the 1991 ADAAG including pools, recreation facilities, ball fields, locker rooms, exercise rooms, picnic areas, golf courses, playgrounds and residential housing. The Title II ADA regulations require jurisdictions to proactively address the supplemental standards by bringing all features addressed in the supplemental standards into compliance with the 2010 Standards.

ESTIMATED SCHEDULE

FY24: Betty Ann Krahnke (BAK) Domestic Violence Shelter, Avery Road Treatment Center, Coffield Community Center, and Martin Luther King Jr. (MLK) Outdoor Pool.

COST CHANGE

Cost decrease recognizes prior year project savings.

PROJECT JUSTIFICATION

Montgomery County was selected by DOJ for a Project Civic Access review in 2006. Project Civic Access is a proactive, ongoing initiative of the Disability Rights Section (DRS) of the DOJ Civil Rights Division to ensure ADA compliance in local and state governments throughout the country. DOJ has completed reviews and signed settlement agreements with over 150 jurisdictions to date. DOJ has inspected approximately 112 County government buildings and facilities. In addition, they have inspected polling places, ballfields, golf courses, and local parks. Montgomery County signed a legally binding settlement agreement to address the findings in August 2011. M-NCPPC was a co-signer of the Agreement. The Agreement requires the County to remediate all problems identified by DOJ within a negotiated timeline and to survey all remaining buildings, facilities, and programs not surveyed by DOJ. Programs and facilities must be surveyed within a three-year time frame, with approximately 80 completed each year. Prior to FY20, the County was required to send a report of its findings to DOJ each year with a proposed remediation plan and timeline.

DISCLOSURES

Expenditures will continue indefinitely.

COORDINATION

United States Department of Justice, Department of Health and Human Services, Department of Transportation, County Attorney's Office, Montgomery County Public Schools, Revenue Authority, Maryland-National Capital Park and Planning Commission, Department of General Services, and Montgomery County Public Schools.



2nd District Police Station (P471200)

Category	Public Safety	Date Last Modified	03/14/23
SubCategory	Police	Administering Agency	General Services
Planning Area	Bethesda-Chevy Chase and Vicinity	Status	Ongoing
Required Adequate Public Facility	Yes		

Total	Thru FY22	Rem FY22	Total 6 Years	FY 23	FY 24	FY 25	FY 26	FY 27	FY 28	Beyond 6 Years
-------	-----------	----------	---------------	-------	-------	-------	-------	-------	-------	----------------

EXPENDITURE SCHEDULE (\$000s)

	Total	Thru FY22	Rem FY22	Total 6 Years	FY 23	FY 24	FY 25	FY 26	FY 27	FY 28	Beyond 6 Years
Planning, Design and Supervision	1,130	1,130	-	-	-	-	-	-	-	-	-
Site Improvements and Utilities	6	6	-	-	-	-	-	-	-	-	-
Construction	84	84	-	-	-	-	-	-	-	-	-
Other	4,664	4,589	75	-	-	-	-	-	-	-	-
TOTAL EXPENDITURES	5,884	5,809	75	-	-	-	-	-	-	-	-

FUNDING SCHEDULE (\$000s)

	Total	Thru FY22	Rem FY22	Total 6 Years	FY 23	FY 24	FY 25	FY 26	FY 27	FY 28	Beyond 6 Years
G.O. Bonds	5,884	5,809	75	-	-	-	-	-	-	-	-
TOTAL FUNDING SOURCES	5,884	5,809	75	-	-	-	-	-	-	-	-

OPERATING BUDGET IMPACT (\$000s)

	Total	Thru FY22	Rem FY22	Total 6 Years	FY 23	FY 24	FY 25	FY 26	FY 27	FY 28	Beyond 6 Years
Maintenance				210	35	35	35	35	35	35	35
Energy				228	38	38	38	38	38	38	38
NET IMPACT				438	73	73	73	73	73	73	73

APPROPRIATION AND EXPENDITURE DATA (\$000s)

		Year First Appropriation	FY12
Appropriation FY 24 Request	-		
Cumulative Appropriation	5,971	Last FY's Cost Estimate	5,971
Expenditure / Encumbrances	5,809		
Unencumbered Balance	162		

PROJECT DESCRIPTION

This project provides for the County's estimated share of costs for a replacement district station for the 2nd Police District serving the Bethesda-Chevy Chase area and portions of Potomac and Silver Spring. The remainder of the project costs will be paid by a developer in return for acquiring the existing police station site from the County after the new station is built. The station will be a 32,200 gross square feet, four-story facility with parking located in the adjacent Parking Lot District (PLD) Garage 35, with direct connection to the new station.

LOCATION

4823 Rugby Avenue, Bethesda, MD 20814

ESTIMATED SCHEDULE

The station was completed and operational in FY18. Environmental remediation of the former 2nd District site was completed in FY22.

COST CHANGE

Cost change reflects project cost savings.

PROJECT JUSTIFICATION

The current 2nd District Police Station was constructed over 50 years ago and serves the Bethesda-Chevy Chase area and portions of Potomac and Silver Spring. The current 21,700 gross square feet station is too small for staff and programmatic requirements and requires major building repairs and upgrades. A 2005 County Maintenance report outlined a need for \$200,000 in deferred maintenance; heating, ventilation, and air conditioning (HVAC) deficiencies; and security concerns. Continued population growth and development in the area also support the need for a new facility.

OTHER

A developer was selected via a Request for Qualifications and Development Proposals process. A General Development Agreement (GDA) with the selected developer has been executed. The GDA includes the terms by which the developer will design and build the facility in accordance with County requirements and outlines the exchange of the new station property for the old station property.

FISCAL NOTE

The County's contribution will be covered by the funding previously approved and paid to the developer in FY15. An adjustment was made to the upfront payment

to the Parking Lot District (PLD) to reflect the net increase in leased spaces.

DISCLOSURES

A pedestrian impact analysis has been completed for this project.

COORDINATION

Department of Police, Police Facilities, Department of General Services, Department of Permitting Services, Department of Technology Services, Bethesda-Chevy Chase Regional Services Center, Bethesda Parking Lot District (PLD)

Schedule Adjustments



White Oak Science Gateway Redevelopment Project (P361701)

Category	General Government	Date Last Modified	03/13/23
SubCategory	Economic Development	Administering Agency	General Services
Planning Area	Colesville-White Oak and Vicinity	Status	Ongoing

	Total	Thru FY22	Rem FY22	Total 6 Years	FY 23	FY 24	FY 25	FY 26	FY 27	FY 28	Beyond 6 Years
EXPENDITURE SCHEDULE (\$000s)											
Planning, Design and Supervision	2,021	1,216	405	400	200	200	-	-	-	-	-
Site Improvements and Utilities	4,779	4,054	725	-	-	-	-	-	-	-	-
Construction	40,000	-	800	20,700	100	100	1,000	6,500	6,500	6,500	18,500
Other	160	11	149	-	-	-	-	-	-	-	-
TOTAL EXPENDITURES	46,960	5,281	2,079	21,100	300	300	1,000	6,500	6,500	6,500	18,500

FUNDING SCHEDULE (\$000s)											
Current Revenue: General	160	50	110	-	-	-	-	-	-	-	-
G.O. Bonds	42,640	1,071	1,969	21,100	300	300	1,000	6,500	6,500	6,500	18,500
PAYGO	4,147	4,147	-	-	-	-	-	-	-	-	-
Recordation Tax Premium (MCG)	13	13	-	-	-	-	-	-	-	-	-
TOTAL FUNDING SOURCES	46,960	5,281	2,079	21,100	300	300	1,000	6,500	6,500	6,500	18,500

APPROPRIATION AND EXPENDITURE DATA (\$000s)			
Appropriation FY 24 Request	-	Year First Appropriation	FY17
Cumulative Appropriation	46,960	Last FY's Cost Estimate	46,960
Expenditure / Encumbrances	5,324		
Unencumbered Balance	41,636		

PROJECT DESCRIPTION

This program provides for the planning and development coordination activities by the County necessary to implement the redevelopment of the 110-acre previously County-owned parcel on Industrial Parkway in White Oak (Site II). The site will be redeveloped in conjunction with the adjacent 170-acre parcel in a public-private partnership as one, comprehensive and coordinated 280-acre bioscience-focused mixed-use community per the approved White Oak Science Gateway (WOSG) Master Plan. The project includes \$40 million to assist with the funding needed to construct master-planned roads A-106, B-5 and improvements to FDA Boulevard. Additionally, funds for demolition of existing structures and site clearing activities, as well as costs for County staff to coordinate multiple activities, are included in the project.

LOCATION

Silver Spring, Maryland

ESTIMATED SCHEDULE

The County completed demolition of the existing structures and site clearing activities. The County's development partner presented a development schedule to Council in July 2019. Construction schedule is delayed based on project progress to date.

PROJECT JUSTIFICATION

In 2014, the Montgomery County Council approved the new White Oak Science Gateway Master Plan. The Plan establishes a vision for transforming what has been an industrial area into a denser, mixed-use commercial and residential center in which people can walk to work, shops, and transit. The County's initiative includes using both previously County-owned property (Site II) and privately-owned property as a public-private partnership and leveraging existing relationships with the adjacent Food and Drug Administration (FDA) campus to advance development activities in the Master Plan. Specialized services are required for the complex land assemblage and disposition actions associated with implementation of Stage I development requirements. Staff time and services are required to manage and coordinate efforts to develop detailed staging plans, manage demolition and clean-up activities, design infrastructure, and to negotiate transactions with development partners. The proposed 280-acre development is large-scale, long-term and transformational. It will be a catalyst for desired revitalization and redevelopment in the White Oak sector area and elsewhere in the Eastern portion of Montgomery County. The project will create job opportunities throughout White Oak and the Eastern portion of Montgomery County and will expand the tax base.

FISCAL NOTE

In FY17, a supplemental appropriation for \$47.2M in G.O. Bonds was approved for this project. Project schedule has been adjusted to reflect implementation schedule.

COORDINATION



White Flint Fire Station 23

(P451502)

Category	Public Safety	Date Last Modified	03/13/23
SubCategory	Fire/Rescue Service	Administering Agency	General Services
Planning Area	North Bethesda-Garrett Park	Status	Preliminary Design Stage

	Total	Thru FY22	Rem FY22	Total 6 Years	FY 23	FY 24	FY 25	FY 26	FY 27	FY 28	Beyond 6 Years
--	-------	-----------	----------	---------------	-------	-------	-------	-------	-------	-------	----------------

EXPENDITURE SCHEDULE (\$000s)

Planning, Design and Supervision	6,024	854	953	4,217	-	-	1,107	1,463	1,188	459	-
Land	2,943	2,593	350	-	-	-	-	-	-	-	-
Site Improvements and Utilities	3,351	-	-	3,351	-	-	-	-	2,048	1,303	-
Construction	24,113	109	-	24,004	-	-	-	-	13,366	10,638	-
Other	1,796	4	-	1,792	-	-	-	-	1,095	697	-
TOTAL EXPENDITURES	38,227	3,560	1,303	33,364	-	-	1,107	1,463	17,697	13,097	-

FUNDING SCHEDULE (\$000s)

G.O. Bonds	38,227	3,560	1,303	33,364	-	-	1,107	1,463	17,697	13,097	-
TOTAL FUNDING SOURCES	38,227	3,560	1,303	33,364	-	-	1,107	1,463	17,697	13,097	-

OPERATING BUDGET IMPACT (\$000s)

Maintenance				56	-	-	-	-	-	-	56
Energy				42	-	-	-	-	-	-	42
NET IMPACT				98	-	-	-	-	-	-	98

APPROPRIATION AND EXPENDITURE DATA (\$000s)

Appropriation FY 24 Request	-	Year First Appropriation	FY15
Cumulative Appropriation	6,301	Last FY's Cost Estimate	38,227
Expenditure / Encumbrances	4,687		
Unencumbered Balance	1,614		

PROJECT DESCRIPTION

This project provides for a new five bay Fire and Rescue Station in the Rockville/White Flint area and the purchase of associated apparatus. The new facility will be located on an acquired site at the south-east quadrant of Route 355 and Randolph Road. The northern border of the site has frontage along Randolph Road and the eastern border fronts Chapman Avenue. The new station will be constructed in accordance with the general square footage specifications of the prototype program of requirements (POR) for a Class I Fire Station, with adjustments made to meet these specific site conditions and additional uses. This Fire Station will include apparatus bays, dormitory and support space, personnel living quarters, administrative offices, and meeting/training rooms. Parking requirements will be accommodated on site to the greatest extent possible. Fire/Rescue apparatus to be purchased for this station includes a new Emergency Medical Services unit and related equipment. Space has been added to co-locate a future Police Substation at the fire station. Site constraints for this project include a significant Washington Metropolitan Area Transit Authority easement which bisects the site running north/south through the mid-parcel. A Phase I Environmental Site Assessment has been performed and a traffic impact statement is pending.

LOCATION

Southeast quadrant of Route 355 and Randolph Road at Maple Avenue.

ESTIMATED SCHEDULE

Design will restart in FY25 with construction programmed to begin in Summer 2026. Project completion is anticipated in Spring 2028.

PROJECT JUSTIFICATION

The existing Rockville Fire Station #23, located at 121 Rollins Avenue, has only three bays and is extremely undersized to meet the current response time requirements. A new station is necessary in this area due to the present and projected population density for the Rockville and White Flint areas. The White Flint sector is envisioned to include a mix of housing, commercial, retail, recreation, and civic uses with the White Flint District as the focal point. White Flint is experiencing fast growth and the population is expected to increase with a significant amount of residential and commercial development, including 5,938 new proposed dwelling units and nearly 3 million square feet of new non-residential/commercial space. Relocation of Rockville Station #23 operations to the new White Flint location is needed to better position MCFRS services in relation to the high-density development in the approved White Flint Sector Plan and to minimize response time to the highest incident call load area. The new site is of sufficient size to accommodate the construction of a larger station which can house additional needed apparatus and other public safety services.

OTHER

A number of test fits have been conducted at the proposed site located at the south-east quadrant of Route 355 and Randolph Road for the fire station and co-location of a Police substation. Land Acquisition was funded initially through the Advanced Land Acquisition Revolving Fund, and then reimbursed from this project.

FISCAL NOTE

Debt service for this project will be financed with Consolidate Fire Tax District Funds.

DISCLOSURES

A pedestrian impact analysis will be performed during design or is in progress.

COORDINATION

Montgomery County Fire and Rescue Service, Department of General Services, Montgomery County Police Department, Regional Service Centers and Department of Housing and Community Affairs. Special Capital Projects Legislation will be proposed by the County Executive.



Outdoor Firearms Training Center (P472101)

Category	Public Safety	Date Last Modified	03/13/23
SubCategory	Police	Administering Agency	General Services
Planning Area	Poolesville and Vicinity	Status	Planning Stage

Total	Thru FY22	Rem FY22	Total 6 Years	FY 23	FY 24	FY 25	FY 26	FY 27	FY 28	Beyond 6 Years
-------	-----------	----------	---------------	-------	-------	-------	-------	-------	-------	----------------

EXPENDITURE SCHEDULE (\$000s)

	Total	Thru FY22	Rem FY22	Total 6 Years	FY 23	FY 24	FY 25	FY 26	FY 27	FY 28	Beyond 6 Years
Planning, Design and Supervision	1,381	-	-	501	-	-	-	-	282	219	880
Site Improvements and Utilities	3,735	-	-	-	-	-	-	-	-	-	3,735
Construction	280	-	-	-	-	-	-	-	-	-	280
Other	245	-	-	-	-	-	-	-	-	-	245
TOTAL EXPENDITURES	5,641	-	-	501	-	-	-	-	282	219	5,140

FUNDING SCHEDULE (\$000s)

	Total	Thru FY22	Rem FY22	Total 6 Years	FY 23	FY 24	FY 25	FY 26	FY 27	FY 28	Beyond 6 Years
G.O. Bonds	5,641	-	-	501	-	-	-	-	282	219	5,140
TOTAL FUNDING SOURCES	5,641	-	-	501	-	-	-	-	282	219	5,140

APPROPRIATION AND EXPENDITURE DATA (\$000s)

Appropriation FY 24 Request	-	Year First Appropriation	
Cumulative Appropriation	-	Last FY's Cost Estimate	5,641
Expenditure / Encumbrances	-		
Unencumbered Balance	-		

PROJECT DESCRIPTION

This project provides for the renovation, upgrade, expansion, and enhancement of the Outdoor Firing Range and its support facilities. The Montgomery County Police Department (MCPD) Outdoor Firing Range and its support facilities is a multipurpose tactical training facility that serves as the primary MCPD training area for open-air environments and scenarios. The primary purpose of the Outdoor Firing Range and its support facilities is to train MCPD Police personnel along with other municipalities and agencies in the area. The facility is strategically important and heavily used because the site is large and isolated from the County's residential and commercial development within the Agricultural Reserve. The facility provides the rare opportunity to provide realistic advanced training that is increasingly difficult to obtain and provides beneficial joint training with multiple area agencies including: Montgomery County Fire Marshal Office, Montgomery County Sheriff's Office, Montgomery County Department of Corrections and Rehabilitation, Gaithersburg City Police, Rockville City Police, and other law enforcement agencies.

The project scope intends to: increase and refurbish the earthen protection berms on both sides and at the end of the rifle and pistol ranges; increase the number of lanes in the rifle range with an appropriate target system; increase the distance of the pistol range lanes with an appropriate target system; provide an open air pavilion for weapons cleaning; and provide a new explosive bunker.

LOCATION

16680 Elmer School Road, Poolesville, Maryland.

ESTIMATED SCHEDULE

Design is scheduled to begin in FY26 and construction is scheduled for completion in FY30.

PROJECT JUSTIFICATION

The project scope reflects needs based on current and projected police staff growth, the increasing demands and challenges of meeting certification and best practice training requirements, as well as the need for improved training.

FISCAL NOTE

During the course of the project development of the design and construction, MCPD will pursue potential grant and partner funding to augment and potentially reduce the overall project cost to the County.

COORDINATION

Department of General Services, Office of Management and Budget, Department of Technology and Enterprise Business Solutions, and Montgomery County Police Department.



1988

© 2018 Google



MacArthur Blvd Bikeway Improvements (P500718)

Category	Transportation	Date Last Modified	03/13/23
SubCategory	Pedestrian Facilities/Bikeways	Administering Agency	Transportation
Planning Area	Bethesda-Chevy Chase and Vicinity	Status	Final Design Stage

	Total	Thru FY22	Rem FY22	Total 6 Years	FY 23	FY 24	FY 25	FY 26	FY 27	FY 28	Beyond 6 Years
--	-------	-----------	----------	---------------	-------	-------	-------	-------	-------	-------	----------------

EXPENDITURE SCHEDULE (\$000s)

	Total	Thru FY22	Rem FY22	Total 6 Years	FY 23	FY 24	FY 25	FY 26	FY 27	FY 28	Beyond 6 Years
Planning, Design and Supervision	5,418	3,683	436	1,299	418	23	200	658	-	-	-
Land	258	181	-	77	-	77	-	-	-	-	-
Site Improvements and Utilities	144	8	-	136	-	-	100	36	-	-	-
Construction	15,385	5,563	-	9,822	-	-	2,500	7,322	-	-	-
Other	3	3	-	-	-	-	-	-	-	-	-
TOTAL EXPENDITURES	21,208	9,438	436	11,334	418	100	2,800	8,016	-	-	-

FUNDING SCHEDULE (\$000s)

	Total	Thru FY22	Rem FY22	Total 6 Years	FY 23	FY 24	FY 25	FY 26	FY 27	FY 28	Beyond 6 Years
G.O. Bonds	20,625	8,855	436	11,334	418	100	2,800	8,016	-	-	-
Impact Tax	583	583	-	-	-	-	-	-	-	-	-
TOTAL FUNDING SOURCES	21,208	9,438	436	11,334	418	100	2,800	8,016	-	-	-

OPERATING BUDGET IMPACT (\$000s)

	Total	Thru FY22	Rem FY22	Total 6 Years	FY 23	FY 24	FY 25	FY 26	FY 27	FY 28	Beyond 6 Years
Maintenance				66	-	-	-	22	22	22	
NET IMPACT				66	-	-	-	22	22	22	

APPROPRIATION AND EXPENDITURE DATA (\$000s)

	Total	Thru FY22	Rem FY22	Total 6 Years	FY 23	FY 24	FY 25	FY 26	FY 27	FY 28	Beyond 6 Years
Appropriation FY 24 Request			10,916								
Cumulative Appropriation			10,292								
Expenditure / Encumbrances			9,848								
Unencumbered Balance			444								
Year First Appropriation											FY07
Last FY's Cost Estimate											21,208

PROJECT DESCRIPTION

This project provides shared use path improvements along 4.7 miles of MacArthur Boulevard from I-495 to the District of Columbia. To increase capacity and enhance safety for users, the existing shared-use path along the south side of MacArthur Boulevard will be widened, wherever feasible, to an eight-foot paved width with a five-foot wide grass buffer provided between the path and the roadway. In addition, to encourage alternate modes of travel and to accommodate the needs of on-road commuters and experienced bicyclists, the roadway itself will be widened, wherever feasible, to a consistent 26-foot pavement width, essentially adding a three-foot wide shoulder to each side of the existing 20-foot pavement width. The project will also provide safety improvements along MacArthur Boulevard to enhance overall safety for pedestrians, cyclists and motorists alike.

LOCATION

MacArthur Boulevard between I-495 and the District of Columbia

ESTIMATED SCHEDULE

I-495 to Oberlin Avenue: Construction of approximately 2.6 miles of shared use path completed in FY15. Oberlin Avenue to the District line: Design started in FY22. Construction will be completed in FY26.

PROJECT JUSTIFICATION

This project improves safety and accessibility for pedestrians and bicyclists of all experience levels and enhances connectivity with other bikeways in the vicinity. In addition, spot improvements will improve deficiencies and immediate safety on MacArthur Boulevard. The Department of Transportation (DOT) prepared a Transportation Facility Planning Study document entitled "MacArthur Boulevard Bike Path/Lane Improvements". Project Prospectus in February 2004, is consistent with the October 2004 Potomac Subregion Master Plan and the 2018 Bicycle Master Plan.

OTHER

Preliminary design costs were funded through Facility Planning: Transportation (CIP #509337). The project will help the County achieve its Vision Zero goals to reduce deaths and serious injuries on County Roadways to zero by 2030.

FISCAL NOTE

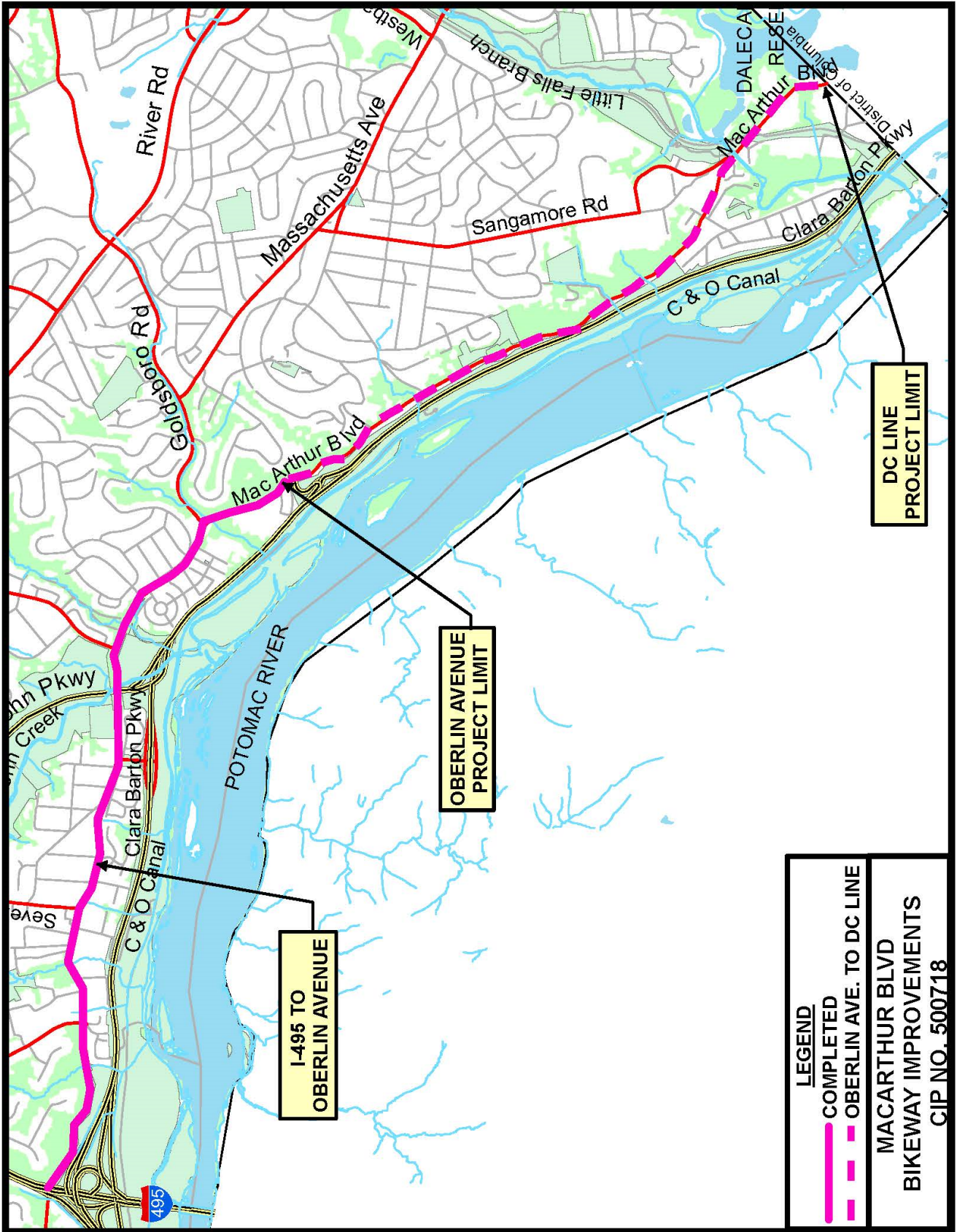
FY22 funding switch between GO Bonds and Impact Taxes.

DISCLOSURES

A pedestrian impact analysis has been completed for this project.

COORDINATION

U.S. Army Corps of Engineers (Washington Aqueduct Division), National Park Service (NPS), Maryland Department Of Natural Resources (DNR), Maryland-National Capital Park and Planning Commission (M-NCPPC), Town Of Glen Echo, Washington Suburban Sanitary Commission (WSSC), PEPCO, Verizon, Comcast; Special Capital Projects Legislation will be proposed by the County Executive.





Observation Drive Extended (P501507)

Category	Transportation	Date Last Modified	03/13/23
SubCategory	Roads	Administering Agency	Transportation
Planning Area	Clarksburg and Vicinity	Status	Planning Stage

	Total	Thru FY22	Rem FY22	Total 6 Years	FY 23	FY 24	FY 25	FY 26	FY 27	FY 28	Beyond 6 Years
EXPENDITURE SCHEDULE (\$000s)											
Planning, Design and Supervision	10,054	1	-	5,766	266	1,100	1,100	1,100	200	2,000	4,287
Land	26,452	-	-	1,652	-	-	-	-	1,652	-	24,800
Site Improvements and Utilities	2,240	-	-	1,000	-	-	-	-	-	1,000	1,240
Construction	76,847	-	-	20,000	-	-	-	-	-	20,000	56,847
TOTAL EXPENDITURES	115,593	1	-	28,418	266	1,100	1,100	1,100	1,852	23,000	87,174

FUNDING SCHEDULE (\$000s)											
G.O. Bonds	115,593	1	-	28,418	266	1,100	1,100	1,100	1,852	23,000	87,174
TOTAL FUNDING SOURCES	115,593	1	-	28,418	266	1,100	1,100	1,100	1,852	23,000	87,174

APPROPRIATION AND EXPENDITURE DATA (\$000s)			
Appropriation FY 24 Request	-	Year First Appropriation	FY16
Cumulative Appropriation	4,894	Last FY's Cost Estimate	115,593
Expenditure / Encumbrances	1		
Unencumbered Balance	4,893		

PROJECT DESCRIPTION

The project provides for the design and construction of a 2.2 mile long roadway within a minimum 150-foot right-of-way. The work will be constructed in 2 Phases. Phase 1 includes a 4-lane divided roadway (two lanes in each direction) starting at existing Observation Drive near Waters Discovery Lane and continuing north beyond West Old Baltimore Road to the point where it meets the planned extension of Little Seneca Parkway, along with a ten-foot wide shared-use path on the west side and a bike path on the east side to provide Greenway connectivity. Phase 1 will also include the widening of Little Seneca Parkway to four lanes west of MD 355 and construction of its extension west to Observation Drive. A bridge approximately 550 feet in length will be constructed near Waters Discovery Lane, ending at West Old Baltimore Road near the future MTA Comsat Station. A traffic signal will be provided at the West Old Baltimore Road intersection. In Phase 2, between Little Seneca Parkway and existing Observation Drive near Stringtown Road, the scope includes a two-lane roadway, along with an eight-foot wide shared-use path on the west side, with space for the two additional master-planned lanes and a five-foot wide sidewalk on the east side to be built in the future. Traffic signals will be provided at the Shawnee Lane and Little Seneca Parkway intersections.

LOCATION

Clarksburg and Germantown

ESTIMATED SCHEDULE

Final design began in FY23. Land acquisition for Phase 1 will occur in FY27, and construction will be completed in FY30. Land acquisition and construction for Phase 2 will occur beyond FY28.

PROJECT JUSTIFICATION

This project is needed to provide a north-south corridor that links the existing Observation Drive to Stringtown Road, providing multi-modal access to a rapidly developing residential and business area between the I-270 and MD 355 corridors. The project improves mobility and safety for local travel and pedestrian, bicycle and vehicular access to residential, employment, commercial and recreational areas. It also provides a facility for implementation by Maryland Transit Administration (MTA) for the Corridor Cities Transitway (CCT) including two stations. The transitway will be Bus Rapid Transit (BRT) and will be located in the median area of Observation Drive.

OTHER

Land costs are based on preliminary design.

FISCAL NOTE

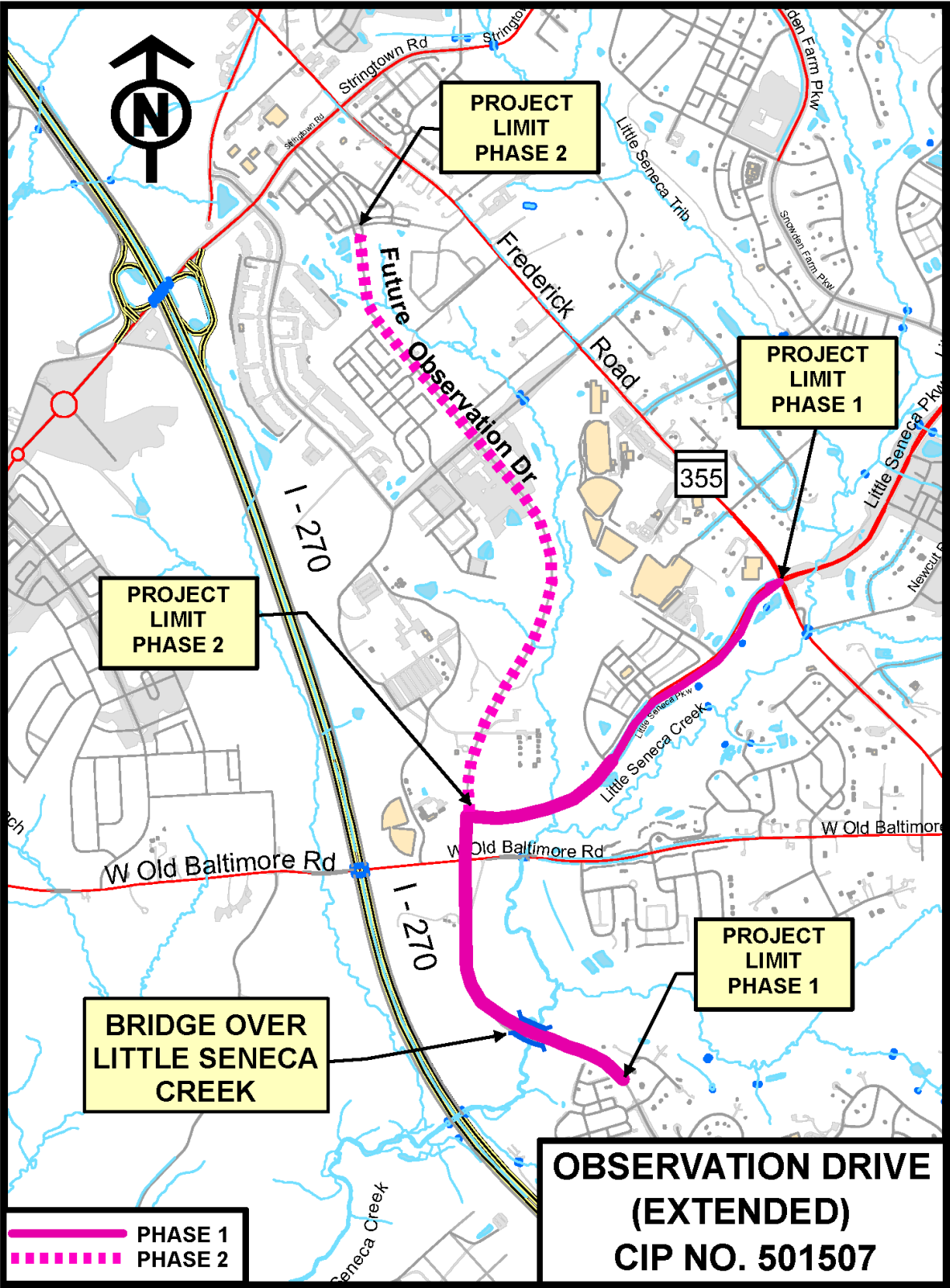
The cost estimate is based on preliminary design only. A more accurate cost estimate will be prepared upon the completion of final design.

DISCLOSURES

A pedestrian impact analysis will be performed during design or is in progress.

COORDINATION

Maryland Transit Administration, Washington Suburban Sanitary Commission, Maryland-National Capital Park and Planning Commission, Verizon, Pepco, Washington Gas, Department of Permitting Services, Department of Environmental Protection; Special Capital Projects Legislation will be proposed by the County Executive.





Noyes Library for Young Children Rehabilitation and Renovation (P711704)

Category	Culture and Recreation	Date Last Modified	03/13/23
SubCategory	Libraries	Administering Agency	Public Libraries
Planning Area	Kensington-Wheaton	Status	Final Design Stage

Total	Thru FY22	Rem FY22	Total 6 Years	FY 23	FY 24	FY 25	FY 26	FY 27	FY 28	Beyond 6 Years
-------	-----------	----------	---------------	-------	-------	-------	-------	-------	-------	----------------

EXPENDITURE SCHEDULE (\$000s)

	Total	Thru FY22	Rem FY22	Total 6 Years	FY 23	FY 24	FY 25	FY 26	FY 27	FY 28	Beyond 6 Years
Planning, Design and Supervision	1,012	654	26	332	95	151	56	30	-	-	-
Site Improvements and Utilities	722	-	-	722	238	353	131	-	-	-	-
Construction	2,791	-	-	2,791	935	1,354	502	-	-	-	-
Other	96	-	-	96	32	47	17	-	-	-	-
TOTAL EXPENDITURES	4,621	654	26	3,941	1,300	1,905	706	30	-	-	-

FUNDING SCHEDULE (\$000s)

	Total	Thru FY22	Rem FY22	Total 6 Years	FY 23	FY 24	FY 25	FY 26	FY 27	FY 28	Beyond 6 Years
Contributions	1,475	59	26	1,390	1,300	90	-	-	-	-	-
Current Revenue: General	500	-	-	500	-	500	-	-	-	-	-
G.O. Bonds	2,389	338	-	2,051	-	1,315	706	30	-	-	-
PAYGO	257	257	-	-	-	-	-	-	-	-	-
TOTAL FUNDING SOURCES	4,621	654	26	3,941	1,300	1,905	706	30	-	-	-

OPERATING BUDGET IMPACT (\$000s)

	Total	Thru FY22	Rem FY22	Total 6 Years	FY 23	FY 24	FY 25	FY 26	FY 27	FY 28	Beyond 6 Years
Maintenance				21	-	-	-	7	7	7	
Energy				12	-	-	-	4	4	4	
Program-Staff				645	-	-	-	215	215	215	
Program-Other				453	-	-	-	251	101	101	
NET IMPACT				1,131	-	-	-	477	327	327	
FULL TIME EQUIVALENT (FTE)					-	-	-	2.75	2.75	2.75	

APPROPRIATION AND EXPENDITURE DATA (\$000s)

Appropriation FY 24 Request	-	Year First Appropriation	FY17
Cumulative Appropriation	4,507	Last FY's Cost Estimate	4,621
Expenditure / Encumbrances	654		
Unencumbered Balance	3,853		

PROJECT DESCRIPTION

This project will provide for a comprehensive rehabilitation of this historic library to include conversion of the attic into a finished second floor, renovation of the first floor, and the addition of a finished basement, an elevator, Americans with Disabilities Act (ADA) compliant restrooms, and egress stairs. The rehabilitated facility will be able to accommodate more attendees and more types of programming and services than are possible in the current facility.

LOCATION

10237 Carroll Place, Kensington, Maryland 20895.

ESTIMATED SCHEDULE

Design is completed. Project is deferred for one year due to the need to rebid the project.

PROJECT JUSTIFICATION

The Noyes Library is a small, historically-designated library with services specifically focused on pre-kindergarten education and early childhood (infants through approximately age 8). The small scale and intimate setting of the library are unique and provide a signature experience for children, but the building is not ADA compliant. In 2010, the County proposed a modest effort that would have addressed the ADA issues in the most basic manner possible, as well as made small changes to the library layout that would have positively impacted programming and service offerings. Since that time, the County and the Foundation discussed a more comprehensive rehabilitation of the Noyes Library for Young Children that preserved the library's unique, small-scale, intimate experience, while making substantial improvements to the building that supported use by persons with disabilities, new space for program preparatory and collection work by staff, and additional space for programs. Via this project, the County Executive is proposing a partnership to support this enhanced vision of the Noyes Library for Young Children.

FISCAL NOTE

Originally, the project was to be funded by County General Obligation (GO) Bonds and private funds that would be raised by the Noyes Children's Library

Foundation according to the requirements of the Memorandum of Understanding (MOU) between the County and the Noyes Children's Library Foundation which codified the fundraising and project plan. In addition, Current Revenue funding of \$300,000 in FY17 and \$200,000 in FY18 was moved from Capital Improvement Grants for the Arts and Humanities from Cost Sharing project P720601. The construction phase was not to begin until the Noyes Children's Library Foundation completed its fund raising and provided the construction funding in full to the County. An increased cost share related to the project's cost increase was required to be negotiated per the terms of the Memorandum of Understanding between the County and the Noyes Children's Library Foundation. In FY23, the County agreed to contribute an additional \$885,000 for the project. In concert with the Foundation's reported \$950,000 in fund raising proceeds and an additional \$525,000 in FY23 State Aid, this will fully fund the project.

DISCLOSURES

A pedestrian impact analysis will be performed during design or is in progress.

COORDINATION

Department of Public Libraries, Department of General Services, Noyes Children's Library Foundation, Maryland-National Capital Park and Planning Commission, Montgomery County Parks, Mid-County Regional Services Center, Washington Suburban Sanitary Commission, Pepco, Town of Kensington Park, and Maryland Historic Trust.



Holiday Park Net Zero Initiative (P722301)

Category	Culture and Recreation	Date Last Modified	03/03/23
SubCategory	Recreation	Administering Agency	General Services
Planning Area	Silver Spring and Vicinity	Status	Planning Stage

Total	Thru FY22	Rem FY22	Total 6 Years	FY 23	FY 24	FY 25	FY 26	FY 27	FY 28	Beyond 6 Years
-------	-----------	----------	---------------	-------	-------	-------	-------	-------	-------	----------------

EXPENDITURE SCHEDULE (\$000s)

Planning, Design and Supervision	319	-	-	319	104	114	101	-	-	-	-
Construction	2,760	-	-	2,760	-	-	2,307	453	-	-	-
TOTAL EXPENDITURES	3,079	-	-	3,079	104	114	2,408	453	-	-	-

FUNDING SCHEDULE (\$000s)

G.O. Bonds	3,079	-	-	3,079	104	114	2,408	453	-	-	-
TOTAL FUNDING SOURCES	3,079	-	-	3,079	104	114	2,408	453	-	-	-

OPERATING BUDGET IMPACT (\$000s)

Energy			(146)	-	-	-	(47)	(49)	(50)
NET IMPACT			(146)	-	-	-	(47)	(49)	(50)

APPROPRIATION AND EXPENDITURE DATA (\$000s)

Appropriation FY 24 Request	2,975	Year First Appropriation	FY23
Cumulative Appropriation	104	Last FY's Cost Estimate	3,079
Expenditure / Encumbrances	-		
Unencumbered Balance	104		

PROJECT DESCRIPTION

This project provides for the design and construction of an improved building facade which includes window replacement and a new building exterior for Holiday Park Senior Center. The purpose of this project is to improve life expectancy of the facility and to support the County's 2035 goal of zero Green House Gas (GHG) emissions for the operation of the County facility. Holiday Park is centrally located in Montgomery County, and serves as a resource facility and wellness support for many diverse and varied interest groups. Seniors that use the Recreation sponsored center find social and life enrichment activities open to all. Holiday Park is Montgomery County's largest senior center, serving more than 500 adults over the age of 55 daily. There are numerous drop-in and pre-registration programs offered, including but not limited to health and wellness lectures, travelogues, finance management counseling, and musical performances.

LOCATION

3950 Ferrara Dr, Silver Spring, MD 20906

ESTIMATED SCHEDULE

Design work begins in Summer of 2023 with construction scheduled from summer of 2024 for a period of 18 months. This project will also coordinate the schedule for Americans with Disabilities Act (ADA) improvements.

PROJECT JUSTIFICATION

The Holiday Park Senior Center Facility was built in 1960 and has original windows and facade. Windows are old and require replacement. The facade needs improvement to protect the building structure and reduce energy loss. Currently installed Photo Voltaic (PV) panels provides roughly 75% of the energy for the facility. With building facade improvements and additional PV panel installation under the current Energy Saving program, the facility will meet the County's 2035 goal of zero GHG emissions for the facility operation.

OTHER

The project total cost is \$4.079 million with \$1 million funded by the Building Envelope Repair (P361501) project.

COORDINATION

Mid County Regional Services Center, Department of Permitting Services, Department of General Services, Department of Recreation.



Kennedy Shriver Aquatic Center Building Envelope Improvement (P721503)

Category	Culture and Recreation	Date Last Modified	03/14/23
SubCategory	Recreation	Administering Agency	General Services
Planning Area	North Bethesda-Garrett Park	Status	Final Design Stage
Required Adequate Public Facility	Yes		

	Total	Thru FY22	Rem FY22	Total 6 Years	FY 23	FY 24	FY 25	FY 26	FY 27	FY 28	Beyond 6 Years
EXPENDITURE SCHEDULE (\$000s)											
Planning, Design and Supervision	5,795	723	477	4,595	1,494	1,141	1,141	819	-	-	-
Site Improvements and Utilities	907	-	-	907	35	-	419	419	34	-	-
Construction	25,666	65	80	25,521	982	-	15,479	8,079	981	-	-
Other	276	-	-	276	11	-	127	127	11	-	-
TOTAL EXPENDITURES	32,644	788	557	31,299	2,522	1,141	17,166	9,444	1,026	-	-

FUNDING SCHEDULE (\$000s)											
G.O. Bonds	32,644	788	557	31,299	2,522	1,141	17,166	9,444	1,026	-	-
TOTAL FUNDING SOURCES	32,644	788	557	31,299	2,522	1,141	17,166	9,444	1,026	-	-

APPROPRIATION AND EXPENDITURE DATA (\$000s)			
Appropriation FY 24 Request	830	Year First Appropriation	FY18
Cumulative Appropriation	30,628	Last FY's Cost Estimate	32,644
Expenditure / Encumbrances	2,274		
Unencumbered Balance	28,354		

PROJECT DESCRIPTION

The Kennedy Shriver Aquatic Center opened in 1989. It consists of a 50 meter competitive swimming and diving pool, a 200 foot water flume, a separate leisure pool with two hydrotherapy areas, and a diving tower. Since its opening, the center has had problems related to the movement and condensation of moist indoor air through the building's exterior masonry walls, resulting in roof leakage throughout the building. The original scope of the project was to remove and restore existing windows and louvers; remove the 4-inch masonry veneer block throughout the facility, and correct louvers, windows, and penetration flashings; install spray-applied wall insulation functioning as both air/vapor barrier system; install new exterior masonry veneer wall system; and replace the existing roof. During the design evaluation of the entire facility, a structural review was performed for the existing conditions and it was determined that the existing exterior walls will require significantly greater structural modifications than known prior to the evaluation, which has increased the project scope, budget, and schedule to complete the work. In addition, it was determined that the pool equipment and the HVAC systems were also at the end of useful life and also require full system replacements. The Office for Americans with Disabilities Act (ADA) Compliance in the Department of General Services also conducted a full review and design for implementation and remediation of all non-compliance issues at the Kennedy Shriver Aquatic Center. Taken in totality, the facility will require closure for a minimum of eighteen (18) months. Closure of the aquatic center is being coordinated with the Recreation Department and other CIP projects, including MLK Aquatic Centers and the anticipated opening of the South County Regional Recreation and Aquatic Center (Winter 2022), to limit the impact of closed indoor facilities on Recreation patrons. In order to facilitate a longer closure period for the Kennedy Shriver Aquatic Center project, a water heating system will be installed and weatherization of the shower rooms improved at the Glenmont Outdoor Pool to allow for extended season use of the outdoor pool both prior to Memorial Day and after Labor Day. These improvements will facilitate swim and revenue generating activities that would otherwise be eliminated or harmed by the extended closure of the Kennedy Shriver Aquatics Center.

LOCATION

5900 Executive Boulevard, North Bethesda, Maryland.

ESTIMATED SCHEDULE

Design work started in FY22 with some construction investigation continuing in FY23. Construction is scheduled to start in FY24 to ensure that the South County Recreation and Aquatic Center is fully operational before closing the Kennedy Shriver Aquatic Center.

PROJECT JUSTIFICATION

During the design evaluation of the entire facility, a structural review was performed for the existing conditions and it was determined that the existing exterior walls will require significantly greater structural modifications than known prior to the evaluation, which has increased the project scope, budget, and schedule to complete the work. In addition, it was determined that the pool equipment and the HVAC systems were also at the end of useful life and also require full system replacements. The Office for Americans with Disabilities Act (ADA) Compliance in DGS also conducted a full review and design for implementation and remediation of all non-compliance issues at the Kennedy Shriver Aquatic Center.

OTHER

The refurbishment part of this project will be funded by Recreation Facilities Refurbishment (P722105).

COORDINATION

Department of General Services, Department of Recreation, Office of Management and Budget, Bethesda/Chevy Chase Regional Services Center, and Maryland-National Capital Park and Planning Commission.



Affordability Adjustments



MCPS Affordability Reconciliation (P056516)

Category	Montgomery County Public Schools	Date Last Modified	03/13/23
SubCategory	Miscellaneous Projects	Administering Agency	Public Schools
Planning Area	Countywide	Status	Ongoing

Total	Thru FY22	Rem FY22	Total 6 Years	FY 23	FY 24	FY 25	FY 26	FY 27	FY 28	Beyond 6 Years
-------	-----------	----------	---------------	-------	-------	-------	-------	-------	-------	----------------

EXPENDITURE SCHEDULE (\$000s)

Other	(27,920)	-	(5,000)	(82,916)	-	(38,224)	(38,611)	(36,406)	4,159	26,166	59,996
TOTAL EXPENDITURES	(27,920)	-	(5,000)	(82,916)	-	(38,224)	(38,611)	(36,406)	4,159	26,166	59,996

FUNDING SCHEDULE (\$000s)

G.O. Bonds	(23,720)	-	(5,000)	(60,670)	-	(33,804)	(18,673)	(26,010)	1,488	16,329	41,950
State Aid	(4,200)	-	-	(22,246)	-	(4,420)	(19,938)	(10,396)	2,671	9,837	18,046
TOTAL FUNDING SOURCES	(27,920)	-	(5,000)	(82,916)	-	(38,224)	(38,611)	(36,406)	4,159	26,166	59,996

APPROPRIATION AND EXPENDITURE DATA (\$000s)

Appropriation FY 24 Request	(43,224)	Year First Appropriation	FY15
Cumulative Appropriation	-	Last FY's Cost Estimate	-
Expenditure / Encumbrances	-		
Unencumbered Balance	-		

PROJECT DESCRIPTION

This project reconciles the Montgomery County Public Schools' CIP request with the County Executive's recommendation based on affordability considerations. Adjustments shown in this PDF are based on the annual availability of General Obligations (G.O.) bonds within the County Executive's recommended Spending Affordability Guidelines and its related adjustments in estimated State Aid.

COST CHANGE

Additional affordability adjustments are needed to balance the CIP due to reductions in recordation taxes. The County Executive has not stipulated how the reduction should be made to allow Montgomery County Public Schools maximum flexibility in developing their capital program.



College Affordability Reconciliation (P661401)

Category	Montgomery College	Date Last Modified	03/13/23
SubCategory	Higher Education	Administering Agency	Montgomery College
Planning Area	Countywide	Status	Ongoing

Total	Thru FY22	Rem FY22	Total 6 Years	FY 23	FY 24	FY 25	FY 26	FY 27	FY 28	Beyond 6 Years
-------	-----------	----------	---------------	-------	-------	-------	-------	-------	-------	----------------

EXPENDITURE SCHEDULE (\$000s)

Construction	(400)	-	-	(8,900)	-	-	(400)	(500)	(3,000)	(5,000)	8,500
TOTAL EXPENDITURES	(400)	-	-	(8,900)	-	-	(400)	(500)	(3,000)	(5,000)	8,500

FUNDING SCHEDULE (\$000s)

G.O. Bonds	(400)	-	-	(8,900)	-	-	(400)	(500)	(3,000)	(5,000)	8,500
TOTAL FUNDING SOURCES	(400)	-	-	(8,900)	-	-	(400)	(500)	(3,000)	(5,000)	8,500

APPROPRIATION AND EXPENDITURE DATA (\$000s)

Appropriation FY 24 Request	-	Year First Appropriation	
Cumulative Appropriation	-	Last FY's Cost Estimate	-
Expenditure / Encumbrances	-		
Unencumbered Balance	-		

PROJECT DESCRIPTION

This project reconciles Montgomery College's request with the County Executive's recommendation based on affordability considerations. Adjustments shown in this PDF are based on the annual availability of General Obligation (G.O.) bonds within Spending Affordability Guidelines.

COST CHANGE

Additional affordability adjustments are needed to balance the CIP due to reductions in recordation taxes. The County Executive has not stipulated how the reduction should be made to allow Montgomery College maximum flexibility in developing their capital program.

DISCLOSURES

Montgomery College asserts that this project conforms to the requirement of relevant local plans, as required by the Maryland Economic Growth, Resource Protection and Planning Act.



M-NCPPC Affordability Reconciliation (P871747)

Category	M-NCPPC	Date Last Modified	03/13/23
SubCategory	Development	Administering Agency	M-NCPPC
Planning Area	Countywide	Status	Ongoing

Total	Thru FY22	Rem FY22	Total 6 Years	FY 23	FY 24	FY 25	FY 26	FY 27	FY 28	Beyond 6 Years
-------	-----------	----------	---------------	-------	-------	-------	-------	-------	-------	----------------

EXPENDITURE SCHEDULE (\$000s)

Construction	(3,000)	-	-	(3,000)	-	(250)	(500)	(750)	(750)	(750)	-
TOTAL EXPENDITURES	(3,000)	-	-	(3,000)	-	(250)	(500)	(750)	(750)	(750)	-

FUNDING SCHEDULE (\$000s)

G.O. Bonds	(3,000)	-	-	(3,000)	-	(250)	(500)	(750)	(750)	(750)	-
TOTAL FUNDING SOURCES	(3,000)	-	-	(3,000)	-	(250)	(500)	(750)	(750)	(750)	-

APPROPRIATION AND EXPENDITURE DATA (\$000s)

Appropriation FY 24 Request	(250)	Year First Appropriation	FY16
Cumulative Appropriation	-	Last FY's Cost Estimate	-
Expenditure / Encumbrances	-		
Unencumbered Balance	-		

PROJECT DESCRIPTION

This project reconciles the Maryland National-Capital Park and Planning Commission's CIP request with the County Executive's recommendation based on affordability considerations.

COST CHANGE

Additional affordability adjustments are needed to balance the CIP due to reductions in recordation taxes.

Parking Lot Districts



Parking Bethesda Facility Renovations (P508255)

Category	Transportation	Date Last Modified	03/14/23
SubCategory	Parking	Administering Agency	Transportation
Planning Area	Bethesda-Chevy Chase and Vicinity	Status	Ongoing

	Total	Thru FY22	Rem FY22	Total 6 Years	FY 23	FY 24	FY 25	FY 26	FY 27	FY 28	Beyond 6 Years
--	-------	-----------	----------	---------------	-------	-------	-------	-------	-------	-------	----------------

EXPENDITURE SCHEDULE (\$000s)

	Total	Thru FY22	Rem FY22	Total 6 Years	FY 23	FY 24	FY 25	FY 26	FY 27	FY 28	Beyond 6 Years
Planning, Design and Supervision	5,814	3,694	320	1,800	300	300	300	300	300	300	-
Land	23	23	-	-	-	-	-	-	-	-	-
Site Improvements and Utilities	71	71	-	-	-	-	-	-	-	-	-
Construction	42,851	16,861	478	25,512	4,975	1,002	3,503	5,538	5,381	5,113	-
Other	1,166	1,166	-	-	-	-	-	-	-	-	-
TOTAL EXPENDITURES	49,925	21,815	798	27,312	5,275	1,302	3,803	5,838	5,681	5,413	-

FUNDING SCHEDULE (\$000s)

	Total	Thru FY22	Rem FY22	Total 6 Years	FY 23	FY 24	FY 25	FY 26	FY 27	FY 28	Beyond 6 Years
Current Revenue: Parking - Bethesda	49,925	21,815	798	27,312	5,275	1,302	3,803	5,838	5,681	5,413	-
TOTAL FUNDING SOURCES	49,925	21,815	798	27,312	5,275	1,302	3,803	5,838	5,681	5,413	-

APPROPRIATION AND EXPENDITURE DATA (\$000s)

Appropriation FY 24 Request	-	Year First Appropriation	FY83
Cumulative Appropriation	31,388	Last FY's Cost Estimate	49,072
Expenditure / Encumbrances	24,179		
Unencumbered Balance	7,209		

PROJECT DESCRIPTION

This project provides for the renovation of or improvements to Bethesda parking facilities. This is a continuing program of contractual improvements or renovations, with changing priorities depending upon the type of deterioration and corrections required, that will protect or improve the physical infrastructure to assure safe and reliable parking facilities and to preserve the County's investment. The scope of this project will vary depending on the results of studies conducted under the Facility Planning Parking project. Included are annual consultant services to provide investigation, analysis, recommended repair methods, contract documents, inspection, and testing, if required.

LOCATION

Bethesda Parking Lot District.

COST CHANGE

Reflects savings from streamlined planning and review process, including the Capital View/Metropolitan Ave Sidewalk project (-\$390k), Middlebrook Rd. and Wisteria Dr. Multi-modal Improvements project (-\$310k), and Great Seneca Shared Use Path project (-\$195k), as well as planning and design costs (\$600k) for streetaries in Bethesda, Silver Spring and Wheaton.

PROJECT JUSTIFICATION

Staff inspection and condition surveys by County inspectors and consultants indicate that facilities in the Bethesda Parking Lot District (PLD) are in need of rehabilitation and repair work. Not performing this restoration work within the time and scope specified may result in serious structural integrity problems to the subject parking facilities as well as possible public safety hazards.

OTHER

Major sub-projects within this ongoing effort are as follows:

- Repair the sinkhole and ramp spalling at Garage 35 Woodmont/Rugby.
- Waterproofing, drainage repair, concrete repair, and Paystation improvements at Garage 49 Metropolitan.
- Address flooding, storm and sanitary valve replacement, and concrete facade at Garage 11, Woodmont Corner.
- Address ponding on the G level crawl space at Garage 42, Cheltenham Garage.

DISCLOSURES

Expenditures will continue indefinitely.

COORDINATION

Facility Planning Parking: Bethesda PLD.



Parking Silver Spring Facility Renovations (P508250)

Category	Transportation	Date Last Modified	03/13/23
SubCategory	Parking	Administering Agency	Transportation
Planning Area	Silver Spring and Vicinity	Status	Ongoing

Total	Thru FY22	Rem FY22	Total 6 Years	FY 23	FY 24	FY 25	FY 26	FY 27	FY 28	Beyond 6 Years
-------	-----------	----------	---------------	-------	-------	-------	-------	-------	-------	----------------

EXPENDITURE SCHEDULE (\$000s)

	Total	Thru FY22	Rem FY22	Total 6 Years	FY 23	FY 24	FY 25	FY 26	FY 27	FY 28	Beyond 6 Years
Planning, Design and Supervision	6,201	4,093	308	1,800	300	300	300	300	300	300	-
Land	33	33	-	-	-	-	-	-	-	-	-
Site Improvements and Utilities	1,148	1,148	-	-	-	-	-	-	-	-	-
Construction	25,759	8,336	1,257	16,166	3,050	2,199	2,806	2,973	2,119	3,019	-
Other	864	864	-	-	-	-	-	-	-	-	-
TOTAL EXPENDITURES	34,005	14,474	1,565	17,966	3,350	2,499	3,106	3,273	2,419	3,319	-

FUNDING SCHEDULE (\$000s)

	Total	Thru FY22	Rem FY22	Total 6 Years	FY 23	FY 24	FY 25	FY 26	FY 27	FY 28	Beyond 6 Years
Current Revenue: Parking - Silver Spring	34,005	14,474	1,565	17,966	3,350	2,499	3,106	3,273	2,419	3,319	-
TOTAL FUNDING SOURCES	34,005	14,474	1,565	17,966	3,350	2,499	3,106	3,273	2,419	3,319	-

APPROPRIATION AND EXPENDITURE DATA (\$000s)

Appropriation FY 24 Request	668	Year First Appropriation	FY83
Cumulative Appropriation	21,220	Last FY's Cost Estimate	36,244
Expenditure / Encumbrances	15,286		
Unencumbered Balance	5,934		

PROJECT DESCRIPTION

This project provides for the restoration of, or improvements to, Silver Spring parking facilities to address deterioration due to use and age. This is a continuing program of contractual improvements or restorations, with changing priorities depending upon the types of deterioration and corrections required. Corrective measures are required to ensure adequate and proper serviceability over the design life of the facilities and to preserve the County's investment. The scope of this project may vary depending on the results of the studies conducted under facility planning. The project will protect or improve the physical infrastructure to assure continuation of safe and reliable parking facilities. Included are annual consultant services to provide investigation, analysis, recommend repair methods, contract documents, inspection, and testing, if required.

LOCATION

Silver Spring Parking Lot District.

COST CHANGE

Total costs are reduced due to fiscal constraints.

PROJECT JUSTIFICATION

Staff inspection and condition surveys by County inspectors and consultants indicate that facilities in the Silver Spring Parking Lot District (PLD) are in need of rehabilitation and repair work. Not performing this restoration work within the time and scope specified may result in serious structural integrity problems to the subject parking facilities as well as possible public safety hazards.

OTHER

Major sub-projects within this ongoing effort are as follows:

- Address elevator pit flooding and damaged subsurface pipe at Garage 7, Cameron.
- Repair entrance approach slab repair at Garage 2, Georgia Avenue.
- Address water intrusion at Garage 3, Fenton Street.
- Elevator modernization at Garage 5, Garage 9, Garage 55; Ripley Street, 13th Street and Bonifant Street.

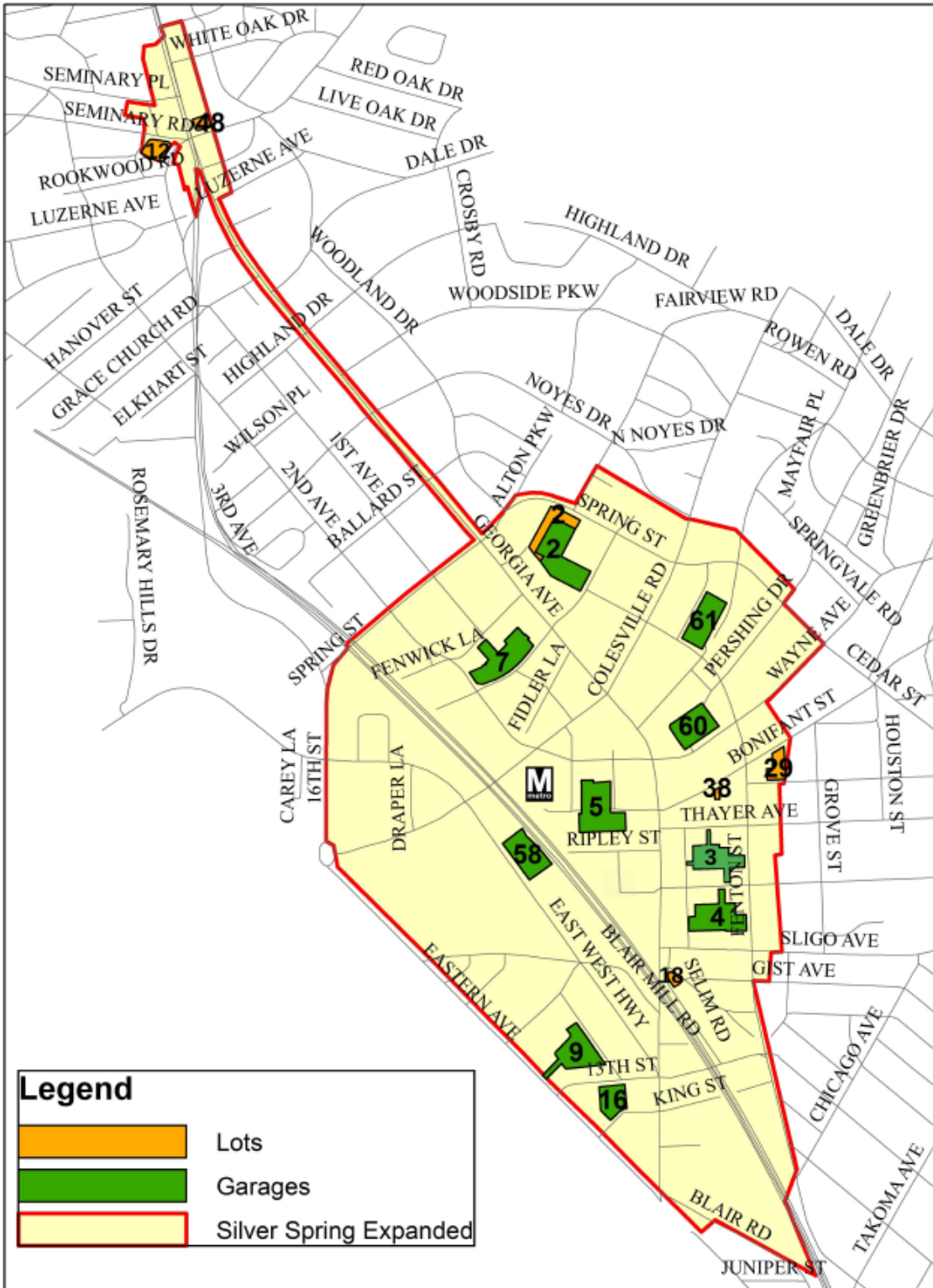
DISCLOSURES

Expenditures will continue indefinitely.

COORDINATION

Silver Spring PLD Facility Planning.

Silver Spring Parking Lot District



Stormwater Management



Facility Planning: Stormwater Management

(P809319)

Category	Conservation of Natural Resources	Date Last Modified	03/14/23
SubCategory	Stormwater Management	Administering Agency	Environmental Protection
Planning Area	Countywide	Status	Ongoing

	Total	Thru FY22	Rem FY22	Total 6 Years	FY 23	FY 24	FY 25	FY 26	FY 27	FY 28	Beyond 6 Years	
EXPENDITURE SCHEDULE (\$000s)												
Planning, Design and Supervision	25,765	15,064	404	10,297	1,018	1,815	1,835	1,855	1,876	1,898	-	
Construction	20	20	-	-	-	-	-	-	-	-	-	
Other	448	448	-	-	-	-	-	-	-	-	-	
TOTAL EXPENDITURES	26,233	15,532	404	10,297	1,018	1,815	1,835	1,855	1,876	1,898	-	

FUNDING SCHEDULE (\$000s)												
Current Revenue: General	5,000	5,000	-	-	-	-	-	-	-	-	-	-
Current Revenue: Water Quality Protection	18,803	9,395	311	9,097	818	1,615	1,635	1,655	1,676	1,698	-	
Intergovernmental	68	-	68	-	-	-	-	-	-	-	-	
State Aid	140	140	-	-	-	-	-	-	-	-	-	
Stormwater Management Waiver Fees	2,222	997	25	1,200	200	200	200	200	200	200	-	
TOTAL FUNDING SOURCES	26,233	15,532	404	10,297	1,018	1,815	1,835	1,855	1,876	1,898	-	

APPROPRIATION AND EXPENDITURE DATA (\$000s)			
Appropriation FY 24 Request	1,815	Year First Appropriation	FY93
Cumulative Appropriation	16,954	Last FY's Cost Estimate	22,343
Expenditure / Encumbrances	15,868		
Unencumbered Balance	1,086		

PROJECT DESCRIPTION

This project provides for facility planning, Municipal Separate Storm Sewer System (MS4) Permit program implementation and water quality monitoring, watershed assessments, and Total Maximum Daily Load (TMDL) Implementation Planning to evaluate watershed conditions, stream health, water quality, and pollution sources to assist with the planning and programming of restoration projects for stormwater management, stormwater retrofit, Environmental Site Design (ESD)/Low Impact Development (LID), stream restoration projects, tree planting and reforestation, and other alternative best management practices. This project supports the regulatory requirements in the MS4 permit for water quality improvements through management programs, stormwater restoration, TMDL implementation planning, and assessment of controls. Watershed assessment plans are developed to comprehensively understand the changes that have taken place in the County's watersheds, to evaluate the current understanding of watershed conditions, and are used to support the planning to identify potential restoration opportunities for in the County's current and future MS4 Permit. The project also provides for development of the annual Comprehensive TMDL Implementation Plan required by the MS4 permit. The plan lays out the County's progress toward reducing pollutants through past, current, and future planned restoration projects and is used to support the planning to identify potential pollutant reductions from potential restoration opportunities. Restoration projects are implemented in the Stormwater Management Retrofit Countywide project (No. 808726). Facility planning represents planning, monitoring, and programming to support concept and project opportunities in advance of full programming of a restoration project for stormwater management, stormwater retrofit, ESD/LID, stream restoration projects.

COST CHANGE

In FY24, there was a shift of \$778,000 from the operating budget to Current Revenue: WQP in this PDF to consolidate stream monitoring and gauge costs in the capital budget while also relieving debt service coverage ratio pressure in the operating budget.

PROJECT JUSTIFICATION

The facility planning products support the requirements outlined in the County's MS4 Permit. This project establishes the facilities planning data and opportunities and alternatives analysis needed to identify and set priorities for individual capital projects. Facility planning costs for projects which are ultimately included in stand-alone Project Description Forms (PDFs) are reflected here and not in the resulting individual project. Future individual CIP projects which result from facility planning will reflect reduced planning and design costs.

FISCAL NOTE

In FY23, \$200,000 in Stormwater Management Waiver Fees was transferred to Stormwater Management: Countywide (P808726). FY21 supplemental in Intergovernmental for the amount of \$67,509. Expenditures in the outyears include expected costs to meet the requirements of the County's current MS4 permit, effective November 5, 2021 to November 4, 2026.

DISCLOSURES

Expenditures will continue indefinitely. The County Executive asserts that this project conforms to the requirement of relevant local plans, as required by the

COORDINATION

Maryland-National Capital Park and Planning Commission, U. S. Army Corps of Engineers, Washington Suburban Sanitary Commission, Department of Transportation, Montgomery County Public Schools, Stormwater Management Retrofit Countywide (No. 808726).



Flood Control Study (P802202)

Category	Conservation of Natural Resources	Date Last Modified	02/23/23
SubCategory	Stormwater Management	Administering Agency	Environmental Protection
Planning Area	Countywide	Status	Planning Stage

Total	Thru FY22	Rem FY22	Total 6 Years	FY 23	FY 24	FY 25	FY 26	FY 27	FY 28	Beyond 6 Years
-------	-----------	----------	---------------	-------	-------	-------	-------	-------	-------	----------------

EXPENDITURE SCHEDULE (\$000s)

Planning, Design and Supervision	4,100	-	100	4,000	1,200	1,900	900	-	-	-	-
TOTAL EXPENDITURES	4,100	-	100	4,000	1,200	1,900	900	-	-	-	-

FUNDING SCHEDULE (\$000s)

Current Revenue: General	1,300	-	100	1,200	1,200	-	-	-	-	-	-
Current Revenue: Water Quality Protection	2,500	-	-	2,500	-	1,700	800	-	-	-	-
Intergovernmental	300	-	-	300	-	200	100	-	-	-	-
TOTAL FUNDING SOURCES	4,100	-	100	4,000	1,200	1,900	900	-	-	-	-

APPROPRIATION AND EXPENDITURE DATA (\$000s)

Appropriation FY 24 Request	1,900	Year First Appropriation	FY22
Cumulative Appropriation	1,300	Last FY's Cost Estimate	1,300
Expenditure / Encumbrances	-		
Unencumbered Balance	1,300		

PROJECT DESCRIPTION

This project concerns the development of a Comprehensive Flood Management Plan (CFMP) for Montgomery County.

The CFPM will improve the County's ability to address flooding based on scientific and engineering data and a comprehensive, coordinated approach to identify potentially affected residents and businesses, particularly underserved communities and businesses that are least prepared to respond to and recover from flooding events. The CFPM will, among other things:

- gather data on historic flooding in the County, including input from affected communities;
- examine the potential impacts of climate change and other significant factors that can cause flooding in the County, including the effect of updated rainfall predictions
- provide recommendations for regulatory, policy, and organizational changes necessary for the County to comprehensively plan for, respond to, and recover from flooding events; and
- include detailed hydrologic and hydraulic modeling, vulnerability assessments, and the development of adaptation/mitigation design plans.

Typical tasks in the development of specific watershed/sub-watershed assessments may include evaluations of current risk, future risk due to climate change, and assessment of risk due to aging assets. More specifically, the effort will include identifying areas at risk of flooding, quantifying that risk, developing mitigation alternatives, and conducting cost-benefit analyses, including evaluation of impacts to disadvantaged communities. Additional results may include development of prioritized CIP projects and implementation schedules. The level of detail and budget required to accomplish these tasks will vary by watershed. There are 8 major watersheds and almost 150 smaller watersheds in the County.

This study will complement the state's efforts under Stormwater Management Law, Environment Article 4-201.1, which requires the Maryland Department of the Environment (MDE) to report on the most recent precipitation data available, investigate flooding events since 2000, and update Maryland's stormwater quantity management standards for flood control.

ESTIMATED SCHEDULE

Phase 1 will identify watersheds that should be prioritized for initial assessments and provide recommendations related to County programs, policies, budgets, and other components of the County's flood management programs is expected to be completed in early 2023. Modeling of specific watersheds, which is the key component of Phase 2 of the CFMP, will begin in early 2023.

COST CHANGE

Increase to reflect costs for Phase 2 work.

PROJECT JUSTIFICATION

Flooding incidents in Montgomery County have been increasing in frequency and severity for several years. The built environment also affects flooding. An April 2021 report from the Office of Legislative Oversight (OLO) identified an upward trend of urban flooding in the County, from two to four occurrences a year before

2010 to 11 to 39 occurrences per-year since 2010, and the severity has increased in terms of property damage and loss of life. According to the U.S. Environmental Protection Agency, precipitation in Maryland has increased by about 5 percent in the last century but precipitation from extremely heavy storms has increased in the eastern United States by more than 25 percent since 1958.

To determine the best way to address flooding problems, the County needs a systematic watershed and subwatershed-based analysis of flooding and the impact of increased rainfall in the County dues to climate changes and other significant contributing factors.

FISCAL NOTE

In addition to County support, the Department of Environmental Protection will pursue outside funding to fund these efforts. FY22 supplemental in Current Revenue: General for the amount of \$1,300,000.

COORDINATION

Department of Permitting Services, Office of Emergency Management and Homeland Security, Department of Transportation, Montgomery County Fire and Rescue Service, Maryland-National Capital Park and Planning Commission, Maryland Department of the Environment; United States Army Corps of Engineers



Wheaton Regional Dam Flooding Mitigation (P801710)

Category	Conservation of Natural Resources	Date Last Modified	03/13/23
SubCategory	Stormwater Management	Administering Agency	Environmental Protection
Planning Area	Kensington-Wheaton	Status	Planning Stage

	Total	Thru FY22	Rem FY22	Total 6 Years	FY 23	FY 24	FY 25	FY 26	FY 27	FY 28	Beyond 6 Years
--	-------	-----------	----------	---------------	-------	-------	-------	-------	-------	-------	----------------

EXPENDITURE SCHEDULE (\$000s)

Planning, Design and Supervision	1,276	741	256	279	69	90	120	-	-	-	-
Construction	3,500	-	-	3,500	-	1,750	1,750	-	-	-	-
TOTAL EXPENDITURES	4,776	741	256	3,779	69	1,840	1,870	-	-	-	-

FUNDING SCHEDULE (\$000s)

Current Revenue: Water Quality Protection	628	628	-	-	-	-	-	-	-	-	-
Long-Term Financing	369	113	256	-	-	-	-	-	-	-	-
State Aid	96	-	-	96	-	-	96	-	-	-	-
Water Quality Protection Bonds	3,683	-	-	3,683	69	1,840	1,774	-	-	-	-
TOTAL FUNDING SOURCES	4,776	741	256	3,779	69	1,840	1,870	-	-	-	-

APPROPRIATION AND EXPENDITURE DATA (\$000s)

Appropriation FY 24 Request	-	Year First Appropriation	FY16
Cumulative Appropriation	4,776	Last FY's Cost Estimate	4,776
Expenditure / Encumbrances	912		
Unencumbered Balance	3,864		

PROJECT DESCRIPTION

This flood mitigation project, located along Glenhaven Drive and Dennis Avenue in Wheaton, will excavate and expand the stream channel upstream of the Wheaton Regional Pond and modify the pond's riser structure. This project will be constructed in parallel with the Department of Transportation's (DOT) Dennis Avenue bridge replacement. The two projects will modify the current 100-year floodplain boundary just upstream of the pond. The post-project 100-year floodplain will not include the residential properties located in the current 100-year floodplain.

ESTIMATED SCHEDULE

The riser modification and channel design began in FY18 with the riser repair construction expected to start in FY24 and conclude in FY25. The excavation of the channel will occur in coordination with DOT's culvert replacement in FY23 and FY24.

PROJECT JUSTIFICATION

An engineering analysis by the Department of Environmental Protection indicates that the effect of the riser structure associated with the Wheaton Regional Pond, the Dennis Avenue Culvert, and an undersized stream channel along Glenhaven Drive, cumulatively, will cause flooding of roads and private property upstream of the pond during a 100-year storm event. Flooding of adjacent roads and private property has already occurred in 2006 and 2010.

FISCAL NOTE

In FY24, State Aid increased \$96,000 to reflect a State grant for tree planting, with an offsetting reduction in Water Quality Protection bonds. Funding sources updated in FY23 to include Water Quality Protection Fund bonds in FY23-FY28. The County intends for a portion of Long Term Financing in FY22 to also be paid for with Water Quality Protection Fund bonds. This project will be done in conjunction with the DOT Dennis Avenue bridge replacement project (P501701).

DISCLOSURES

The County Executive asserts that this project conforms to the requirement of relevant local plans, as required by the Maryland Economic Growth, Resource Protection and Planning Act.

COORDINATION

Department of Transportation, Federal Emergency Management Agency, Maryland Emergency Management Agency, and Dennis Ave Bridge M-0194 Replacement (No. 501701).

Technical Adjustments



FiberNet (P509651)

Category	General Government	Date Last Modified	03/13/23
SubCategory	Technology Services	Administering Agency	Technology Services
Planning Area	Countywide	Status	Ongoing

	Total	Thru FY22	Rem FY22	Total 6 Years	FY 23	FY 24	FY 25	FY 26	FY 27	FY 28	Beyond 6 Years
EXPENDITURE SCHEDULE (\$000s)											
Planning, Design and Supervision	7,385	6,259	709	417	417	-	-	-	-	-	-
Land	4	4	-	-	-	-	-	-	-	-	-
Site Improvements and Utilities	19,017	17,084	1,433	500	130	130	60	60	60	60	-
Construction	29,798	1,919	199	27,680	9,045	4,047	3,647	3,647	3,647	3,647	-
Other	58,371	55,204	-	3,167	750	617	450	450	450	450	-
TOTAL EXPENDITURES	114,575	80,470	2,341	31,764	10,342	4,794	4,157	4,157	4,157	4,157	-

FUNDING SCHEDULE (\$000s)											
Contributions	1,611	1,611	-	-	-	-	-	-	-	-	-
Current Revenue: Cable TV	76,109	62,204	527	13,378	3,718	2,650	2,155	1,867	1,619	1,369	-
Current Revenue: General	25,842	5,642	1,814	18,386	6,624	2,144	2,002	2,290	2,538	2,788	-
G.O. Bonds	8,866	8,866	-	-	-	-	-	-	-	-	-
PAYGO	2,147	2,147	-	-	-	-	-	-	-	-	-
TOTAL FUNDING SOURCES	114,575	80,470	2,341	31,764	10,342	4,794	4,157	4,157	4,157	4,157	-

APPROPRIATION AND EXPENDITURE DATA (\$000s)			
Appropriation FY 24 Request	4,794	Year First Appropriation	FY96
Cumulative Appropriation	93,153	Last FY's Cost Estimate	114,575
Expenditure / Encumbrances	81,539		
Unencumbered Balance	11,614		

PROJECT DESCRIPTION

FiberNet CIP provides for the planning, design, and installation of a countywide electro-optical fiber communication network with the capacity to support voice, public-safety, traffic management, data, Internet access, wireless networking (including public WiFi) and video transmissions among Montgomery County Government (MCG), Montgomery County Public Schools (MCPS), Montgomery College (MC), Maryland National Capital Park and Planning Commission (M-NCPPC), Housing Opportunities Commission (HOC) and Washington Suburban Sanitary Commission (WSSC) facilities. FiberNet is the communications backbone for the Public Safety Radio and Public Safety Mobile Data Systems (collectively, Public Safety Communications System (PSCS)), DOT's Advanced Traffic Management System (ATMS), and other technology implementations (including the 800 MHz IP public safety radio). Upgrades and replacements to electronic components in the core and at user sites extend the usefulness of outside fiber facilities. Core and user equipment must be periodically replaced and upgraded to harness the capabilities of technological evolution and to meet the expanding networking demands of FiberNet customers. FiberNet3 investments exponentially increased FiberNet's ability to support cloud services, resilient data storage and retrieval, and cost effective access to high speed broadband service. Video transmission will include distribution of public, education, government access channel and selected cable programming.

ESTIMATED SCHEDULE

Previous CIPs focused on expansion of the FiberNet footprint to existing Montgomery County Government, MCPS, Montgomery College, Housing Opportunities Commission and WSSC locations and installing the majority of third-generation FiberNet3 equipment and integration, including upgraded core and hub equipment and establishment of Ashburn data center connections, refreshed past end of life routing and firewall equipment, and installed and implemented an encrypted private cloud, failover recovery equipment, and ransomware recovery capability. The FY23-24 CIP funds complete the implementation of Phase I of the County's Business Continuity Strategic Plan. FY25-FY28 activities will focus on implementing Phases 2 and 3 of the Business Continuity Strategic Plan and replacement of other critically vulnerable FiberNet edge equipment.

COST CHANGE

Reflects a \$7.2 million FY22 supplemental and increased FY23 to FY28 funding for Business Continuity Strategic Plan implementation.

PROJECT JUSTIFICATION

FiberNet is a critical infrastructure asset providing communication services and applications to every agency in Montgomery County. As more services are offered electronically (e-applications, e-payment, e-document, e-storage, e-learning), and more services require cloud-access, it is critical that every County location has robust access to FiberNet, and that FiberNet be secure, reliable, and always-on, and that sufficient equipment be in place to enable data recovery in the event of major power outages, natural disasters, or cybersecurity events. In addition, aging internal building wiring, public WiFi access points, external fiber, and end point routers, switches and firewalls need to be upgraded to enable use of newer IT services and technology. A large amount of equipment is beyond End of Life or End of Support and some had been identified as critical to replace to prevent cybersecurity intrusions.

FISCAL NOTE

A supplemental appropriation request for \$7.2 million in Current Revenue: General was approved in FY22. Ongoing General Fund support was added beginning in FY23 due to declining Cable Fund revenues.

FY23-FY25: Montgomery Municipal Cable (MMC) will give the County \$1M in capital funds towards FiberNet in return for \$500k in operating funds to MMC. Additional funds were added as an Enhancement in FY23, 24, and 25 to fund Construction - Business Continuity - Equipment Modernization.

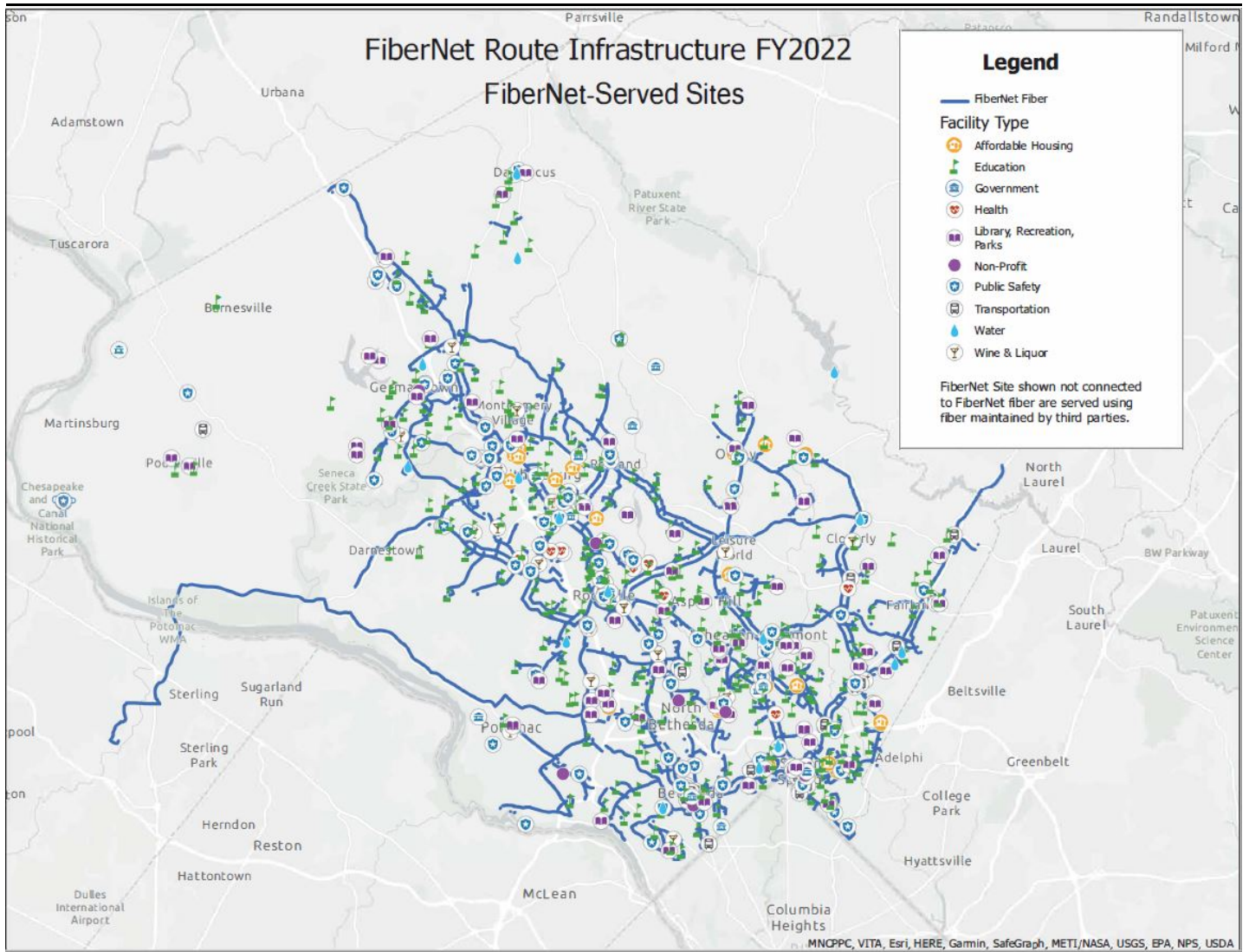
During FY24 to FY28, Current Revenue: Cable TV is being replaced with Current Revenue: General. This change is necessary because Cable Fund revenues are declining as consumers switch from cable to streaming services.

DISCLOSURES

Expenditures will continue indefinitely.

COORDINATION

Technology & Enterprise Business Solutions (TEBS), Department of Transportation, Advanced Transportation Management System Project, Montgomery County Public Schools, MNCPPC, MC, HOC, WSSC, PSCS, Information Technology Policy Coordination Committee (ITPCC), ITPCC CIO Subcommittee, and Interagency Technology Advisory Group (ITAG); and supports ATMS, Traffic Signal System Modernization (TSSM) and Traffic Signal CIPs.





Residential and Rural Road Rehabilitation (P500914)

Category	Transportation	Date Last Modified	03/09/23
SubCategory	Highway Maintenance	Administering Agency	Transportation
Planning Area	Countywide	Status	Ongoing

	Total	Thru FY22	Rem FY22	Total 6 Years	FY 23	FY 24	FY 25	FY 26	FY 27	FY 28	Beyond 6 Years
EXPENDITURE SCHEDULE (\$000s)											
Planning, Design and Supervision	7,762	11	461	7,290	1,215	1,215	1,215	1,215	1,215	1,215	-
Construction	120,891	79,581	-	41,310	6,885	6,885	6,885	6,885	6,885	6,885	-
Other	44	44	-	-	-	-	-	-	-	-	-
TOTAL EXPENDITURES	128,697	79,636	461	48,600	8,100	8,100	8,100	8,100	8,100	8,100	-

FUNDING SCHEDULE (\$000s)											
G.O. Bonds	107,617	65,556	461	41,600	8,100	8,100	8,100	8,100	8,100	1,100	-
Land Sale	7,000	-	-	7,000	-	-	-	-	-	7,000	-
Recordation Tax Premium (MCG)	14,080	14,080	-	-	-	-	-	-	-	-	-
TOTAL FUNDING SOURCES	128,697	79,636	461	48,600	8,100	8,100	8,100	8,100	8,100	8,100	-

APPROPRIATION AND EXPENDITURE DATA (\$000s)			
Appropriation FY 24 Request	8,100	Year First Appropriation	FY09
Cumulative Appropriation	88,197	Last FY's Cost Estimate	128,697
Expenditure / Encumbrances	80,109		
Unencumbered Balance	8,088		

PROJECT DESCRIPTION

This project provides for the major rehabilitation of residential and rural roadways in older communities to include extensive pavement rehabilitation and reconstruction including the associated rehabilitation of ancillary elements such as under drains, sub-grade drains, and installation and replacement of curbs and gutters. This project will not make major changes to the location or size of existing drainage structures, if any. Pavement rehabilitation includes the replacement of existing failed pavement sections by the placement of an equivalent or increased pavement section. The rehabilitation usually requires the total removal and replacement of failed pavement exhibiting widespread areas of fatigue related distress, base failures and sub-grade failures.

COST CHANGE

Cost increase due to the addition of FY27 and FY28 to this ongoing level of effort project.

PROJECT JUSTIFICATION

In FY09, the Department of Transportation instituted a contemporary pavement management system. This system provides for systematic physical condition surveys. The physical condition surveys note the type, level, and extent of residential pavement deterioration combined with average daily traffic and other usage characteristics. This information is used to calculate specific pavement ratings, types of repair strategies needed, and associated repair costs, as well as the overall Pavement Condition Index (PCI) of the entire residential network. The system also provides for budget optimization for a systematic approach to maintaining a healthy residential pavement inventory. The updated 2019 pavement condition survey indicated that 276 lane-miles (or 6 percent) of residential pavement have fallen into the lowest possible category and are in need of structural reconstruction. Typically, pavements rated in this category require between 15-20 percent permanent patching per lane-mile. Physical condition inspections of residential pavements will occur on a 2-3 year cycle.

OTHER

Hot mix asphalt pavements have a finite life of approximately 20 years based upon a number of factors including but not limited to: original construction materials, means and methods, underlying soil conditions, drainage, daily traffic volume, other loading such as construction traffic and heavy truck traffic, age, and maintenance history. A well maintained residential road carrying low to moderate traffic levels is likely to provide a service life of 20 years or more. Conversely, lack of programmed maintenance will shorten the service life of residential roads considerably, in many cases to less than 15 years before rehabilitation is needed.

FISCAL NOTE

\$57 million is the annual cost required to maintain the current Countywide Pavement Condition Index of 66 on residential and rural roads. \$60 million is the annual requirement to achieve a Countywide Pavement Condition Index of 70 for residential and rural roads. Related CIP projects include Permanent Patching: Residential/Rural Roads (No. 501106) and Residential and Rural Road Rehabilitation (No. 500914). In FY28, there is a switch in funding between GO Bond and land sale proceeds.

DISCLOSURES

A pedestrian impact analysis has been completed for this project. Expenditures will continue indefinitely.

COORDINATION

Washington Suburban Sanitary Commission, Washington Gas Light Company, Montgomery County Department of Permitting Services, PEPCO, Cable TV, Verizon, Montgomery County Public Schools, Regional Services Centers, Community Associations, Commission on People with Disabilities.



Resurfacing: Residential/Rural Roads (P500511)

Category	Transportation	Date Last Modified	03/14/23
SubCategory	Highway Maintenance	Administering Agency	Transportation
Planning Area	Countywide	Status	Ongoing

	Total	Thru FY22	Rem FY22	Total 6 Years	FY 23	FY 24	FY 25	FY 26	FY 27	FY 28	Beyond 6 Years
--	-------	-----------	----------	---------------	-------	-------	-------	-------	-------	-------	----------------

EXPENDITURE SCHEDULE (\$000s)

Planning, Design and Supervision	11,620	271	2,402	8,947	1,387	1,387	1,664	1,503	1,503	1,503	-
Site Improvements and Utilities	10	10	-	-	-	-	-	-	-	-	-
Construction	225,891	169,512	326	56,053	8,613	9,613	9,336	9,497	9,497	9,497	-
Other	356	356	-	-	-	-	-	-	-	-	-
TOTAL EXPENDITURES	237,877	170,149	2,728	65,000	10,000	11,000	11,000	11,000	11,000	11,000	-

FUNDING SCHEDULE (\$000s)

Current Revenue: General	1,865	1,865	-	-	-	-	-	-	-	-	-
G.O. Bond Premium	9,000	9,000	-	-	-	-	-	-	-	-	-
G.O. Bonds	205,100	154,755	2,728	47,617	10,000	9,436	4,000	11,000	11,000	2,181	-
Land Sale	17,383	-	-	17,383	-	1,564	7,000	-	-	8,819	-
PAYGO	1,617	1,617	-	-	-	-	-	-	-	-	-
Recordation Tax Premium (MCG)	2,912	2,912	-	-	-	-	-	-	-	-	-
TOTAL FUNDING SOURCES	237,877	170,149	2,728	65,000	10,000	11,000	11,000	11,000	11,000	11,000	-

APPROPRIATION AND EXPENDITURE DATA (\$000s)

Appropriation FY 24 Request	11,000	Year First Appropriation	FY05
Cumulative Appropriation	182,877	Last FY's Cost Estimate	237,877
Expenditure / Encumbrances	172,562		
Unencumbered Balance	10,315		

PROJECT DESCRIPTION

This project provides for the permanent patching and resurfacing of rural and residential roadways using durable hot mix asphalt to restore long-term structural integrity to the aging rural and residential roadway infrastructure. The County maintains a combined total of 4,324 lane-miles of rural and residential roads. Preventative maintenance includes full-depth patching of distressed areas of pavement in combination with a new hot mix asphalt wearing surface of 1-inch to 2-inches depending on the levels of observed distress. A portion of this work will be performed by the County in-house paving crew.

PROJECT JUSTIFICATION

In FY09, the Department of Transportation instituted a contemporary pavement management system. This system provides for systematic physical condition surveys. The surveys note the type, level, and extent of residential pavement deterioration combined with average daily traffic and other usage characteristics. This information is used to calculate specific pavement ratings, types of repair strategies needed, and associated repair cost, as well as the overall Pavement Condition Index (PCI) of the entire residential network. The system also provides for budget optimization and recommending annual budgets for a systematic approach to maintaining a healthy residential pavement inventory.

OTHER

The design and planning stages, as well as project construction, will comply with the Department of Transportation (DOT), Maryland State Highway Administration (MSHA), Manual on Uniform Traffic Control Devices (MUTCD), American Association of State Highway and Transportation Officials (AASHTO), and American with Disabilities Act (ADA). Rural/residential road mileage has been adjusted to conform with the State inventory of road mileage maintained by the State Highway Administration (SHA). This inventory is updated annually.

FISCAL NOTE

\$57 million is the annual cost required to achieve the current Countywide Pavement Condition Index of 66 for Residential and rural roads. \$60 million is the annual requirement to achieve a Countywide Pavement Condition Index of 70 for residential rural roads. Funding switch replacing GO Bonds with Land Sale Proceeds.

DISCLOSURES

Expenditures will continue indefinitely.

COORDINATION

Washington Suburban Sanitary Commission, Washington Gas Light Company, PEPCO, Cable TV, Verizon, United States Postal Service.



Sidewalk and Curb Replacement (P508182)

Category	Transportation	Date Last Modified	03/03/23
SubCategory	Highway Maintenance	Administering Agency	Transportation
Planning Area	Countywide	Status	Ongoing

	Total	Thru FY22	Rem FY22	Total 6 Years	FY 23	FY 24	FY 25	FY 26	FY 27	FY 28	Beyond 6 Years
--	-------	-----------	----------	---------------	-------	-------	-------	-------	-------	-------	----------------

EXPENDITURE SCHEDULE (\$000s)

	Total	Thru FY22	Rem FY22	Total 6 Years	FY 23	FY 24	FY 25	FY 26	FY 27	FY 28	Beyond 6 Years
Planning, Design and Supervision	5,935	4	121	5,810	1,005	1,005	924	917	992	967	-
Site Improvements and Utilities	25	25	-	-	-	-	-	-	-	-	-
Construction	79,936	48,546	-	31,390	5,195	5,195	5,276	5,283	5,208	5,233	-
Other	55	55	-	-	-	-	-	-	-	-	-
TOTAL EXPENDITURES	85,951	48,630	121	37,200	6,200	6,200	6,200	6,200	6,200	6,200	-

FUNDING SCHEDULE (\$000s)

	Total	Thru FY22	Rem FY22	Total 6 Years	FY 23	FY 24	FY 25	FY 26	FY 27	FY 28	Beyond 6 Years
Contributions	69	5,202	(5,133)	-	-	-	-	-	-	-	-
G.O. Bonds	77,510	40,473	118	36,919	5,919	6,200	6,200	6,200	6,200	6,200	-
Land Sale	5,417	-	5,136	281	281	-	-	-	-	-	-
PAYGO	2,955	2,955	-	-	-	-	-	-	-	-	-
TOTAL FUNDING SOURCES	85,951	48,630	121	37,200	6,200	6,200	6,200	6,200	6,200	6,200	-

APPROPRIATION AND EXPENDITURE DATA (\$000s)

Appropriation FY 24 Request	5,700	Year First Appropriation	FY81
Cumulative Appropriation	55,451	Last FY's Cost Estimate	88,951
Expenditure / Encumbrances	48,747		
Unencumbered Balance	6,704		

PROJECT DESCRIPTION

This project provides for the removal and replacement of damaged or deteriorated sidewalks, curbs, and gutters in business districts and residential communities. The County currently maintains about 1,668 miles of sidewalks and about 3,336 miles of curbs and gutters. Many years of paving overlays have left some curb faces of two inches or less. Paving is milled, and new construction provides for a standard six-inch curb face. The project includes: overlay of existing sidewalks with asphalt; base failure repair and new construction of curbs; and new sidewalks with handicapped ramps to fill in missing sections. No changes will be made to existing structures unless necessary to eliminate erosion, assure drainage, and improve safety as determined by a County engineer. Some funds from this project support the Renew Montgomery program. A significant aspect of this project has been and will be to provide safe pedestrian access and to ensure Americans with Disabilities Act (ADA) compliance. Mileage of sidewalks and curb/gutters has been updated to reflect the annual acceptance of new infrastructure to the County's inventory.

COST CHANGE

Reduction in construction costs reflects anticipated reduction in private residences utilizing apron replacement program.

PROJECT JUSTIFICATION

Curbs, gutters, and sidewalks have a service life of 30 years. Freeze/thaw cycles, de-icing materials, tree roots, and vehicle loads accelerate concrete failure. The County should replace 111 miles of curbs and gutters and 56 miles of sidewalks annually to provide for a 30 year cycle. Deteriorated curbs, gutters, and sidewalks are safety hazards to pedestrians and motorists, increase liability risks, and allow water to infiltrate into the sub-base causing damage to roadway pavements. Settled or heaved concrete can trap water and provide breeding places for mosquitoes. A Countywide inventory of deteriorated concrete was performed in the late 1980's. Portions of the Countywide survey are updated during the winter season. The March 2016 Report of the Infrastructure Maintenance Task Force identified an annual replacement program level of effort based on a 30-year life for curbs and gutters.

OTHER

The Department of Transportation (DOT) maintains a list of candidate projects requiring construction of curbs and gutters based on need and available funding. The design and planning stages, as well as final completion of the project will comply with the DOT, Maryland State Highway Administration (MSHA), Manual on Uniform Traffic Control Devices (MUTCD), American Association of State Highway and Transportation Officials (AASHTO), and ADA standards.

FISCAL NOTE

Since FY87, the County has offered to replace deteriorated driveway aprons at the property owner's expense when working on a project in their neighborhood. The County will continue to offer apron replacement. Payments received will be appropriated and reflected on the PDF. Funding switch replacing Contributions and a portion of GO Bonds with Land Sale Proceeds.

DISCLOSURES

Expenditures will continue indefinitely.

COORDINATION

Washington Suburban Sanitary Commission, Other Utilities, Montgomery County Public Schools, Homeowners, Montgomery County Pedestrian Safety Advisory Committee, Commission on People with Disabilities.



MCG Reconciliation PDF

(P501404)

Category	Transportation	Date Last Modified	03/03/23
SubCategory	Roads	Administering Agency	Transportation
Planning Area	Countywide	Status	Preliminary Design Stage

Total	Thru FY22	Rem FY22	Total 6 Years	FY 23	FY 24	FY 25	FY 26	FY 27	FY 28	Beyond 6 Years
-------	-----------	----------	---------------	-------	-------	-------	-------	-------	-------	----------------

EXPENDITURE SCHEDULE (\$000s)

TOTAL EXPENDITURES	-	-	-	-	-	-	-	-	-	-	-
--------------------	---	---	---	---	---	---	---	---	---	---	---

FUNDING SCHEDULE (\$000s)

Current Revenue: General	(1,964)	-	(1,964)	-	-	-	-	-	-	-	-
G.O. Bonds	(138,003)	-	1,237	(139,240)	(16,593)	(15,264)	(20,401)	(20,725)	(26,622)	(39,635)	-
Impact Tax	67,526	-	-	67,526	4,801	9,490	13,865	9,090	9,090	21,190	-
Recordation Tax Premium (MCG)	72,441	-	727	71,714	11,792	5,774	6,536	11,635	17,532	18,445	-
TOTAL FUNDING SOURCES	-	-	-	-	-	-	-	-	-	-	-

APPROPRIATION AND EXPENDITURE DATA (\$000s)

Appropriation FY 24 Request	-	Year First Appropriation	FY20
Cumulative Appropriation	-	Last FY's Cost Estimate	-
Expenditure / Encumbrances	-		
Unencumbered Balance	-		

PROJECT DESCRIPTION

This project reconciles County government projects funded with particular funding sources with the CIP database by balancing funding components on the macro level.



Roof Replacement: MCPS (P766995)

Category	Montgomery County Public Schools	Date Last Modified	03/07/23
SubCategory	Countywide	Administering Agency	Public Schools
Planning Area	Countywide	Status	Ongoing

	Total	Thru FY22	Rem FY22	Total 6 Years	FY 23	FY 24	FY 25	FY 26	FY 27	FY 28	Beyond 6 Years
EXPENDITURE SCHEDULE (\$000s)											
Planning, Design and Supervision	12,500	2,668	3,432	6,400	1,200	1,200	1,000	1,000	1,000	1,000	-
Construction	125,975	46,233	22,142	57,600	10,800	10,800	9,000	9,000	9,000	9,000	-
TOTAL EXPENDITURES	138,475	48,901	25,574	64,000	12,000	12,000	10,000	10,000	10,000	10,000	-

FUNDING SCHEDULE (\$000s)											
G.O. Bonds	92,547	43,350	12,497	36,700	6,850	6,850	5,750	5,750	5,750	5,750	-
State Aid	45,928	5,551	13,077	27,300	5,150	5,150	4,250	4,250	4,250	4,250	-
TOTAL FUNDING SOURCES	138,475	48,901	25,574	64,000	12,000	12,000	10,000	10,000	10,000	10,000	-

APPROPRIATION AND EXPENDITURE DATA (\$000s)			
Appropriation FY 24 Request	12,000	Year First Appropriation	FY76
Cumulative Appropriation	86,475	Last FY's Cost Estimate	138,475
Expenditure / Encumbrances	-	Partial Closeout Thru FY22	19,764
Unencumbered Balance	86,475	New Partial Closeout	-
		Total Partial Closeout	19,764

PROJECT DESCRIPTION

The increasing age of buildings has created a backlog of work to replace roofs on their expected 20 year life cycle. Roofs are replaced when schools are not in session, and are scheduled during the summer. This is an annual request, funded since FY 1976. An FY 2018 appropriation was approved for partial roof replacements at Brookhaven, Farmland, Fox Chapel and Greenwood elementary schools; and, Winston Churchill, Damascus, and Springbrook high schools. The request also will fund full roof replacements at Germantown, Highland View, and Poolesville elementary schools. An FY 2019 appropriation was requested for partial roof replacements at Highland, Jackson Road, and Sally K. Ride elementary schools; Julius West Middle School; Clarksburg, Damascus, and Springbrook high schools; and, a full roof replacement at Shady Grove Middle School. However, the County Council reduced the FY 2019 appropriation by \$4 million. Therefore, the list shown above will be aligned with the approved funding level for FY 2019. An FY 2019 supplemental appropriation and offsetting reductions of \$3 million were approved from this project to the current revitalization/expansion project for Seneca Valley High School. An FY 2020 appropriation was approved to continue this level of effort project for partial and full roof replacement projects at various schools throughout the county. An FY 2021 appropriation was requested for full and/or partial roof replacements at Bethesda and Damascus elementary schools, Kingsview, John Poole, and Westland middle schools. However, due to fiscal constraints, the County Council, in the adopted FY2021-2026 CIP reduced the FY2021 appropriation by \$4 million less than the Board of Education's request. Therefore, the project list noted above will be aligned with the FY2021 approved expenditures. An FY 2022 appropriation and amendment to the FY 2021-2026 CIP was approved to continue this level of effort project for partial and full roof replacement projects at various schools throughout the county. The approved amendment for FY 2022 reinstates the expenditures that were removed as part of the adopted FY 2021-2026 CIP. An FY 2023 appropriation was approved to continue this level of effort project for partial and full roof replacement projects at 3 high schools and 9 elementary schools. An FY2024 appropriation is requested to continue this level of effort project for partial and full roof replacement projects at various schools throughout the county.

FISCAL NOTE

Reflects MCPS correction for funding allocations prior to FY19. FY23 State aid award for \$10.275 million for multiple years.

DISCLOSURES

Expenditures will continue indefinitely. MCPS asserts that this project conforms to the requirement of relevant local plans, as required by the Maryland Economic Growth, Resource Protection and Planning Act.

COORDINATION

FY 2023-- Salaries and Wages: \$86K, Fringe Benefits: \$34K, Workyears: 1 FY 2024-2028 -- Salaries and Wages: \$430K, Fringe Benefits: \$172K, Workyears:5



MCPS Funding Reconciliation (P076510)

Category	Montgomery County Public Schools	Date Last Modified	03/08/23
SubCategory	Miscellaneous Projects	Administering Agency	Public Schools
Planning Area	Countywide	Status	Ongoing

Total	Thru FY22	Rem FY22	Total 6 Years	FY 23	FY 24	FY 25	FY 26	FY 27	FY 28	Beyond 6 Years
-------	-----------	----------	---------------	-------	-------	-------	-------	-------	-------	----------------

EXPENDITURE SCHEDULE (\$000s)

TOTAL EXPENDITURES	-	-	-	-	-	-	-	-	-	-	-
--------------------	---	---	---	---	---	---	---	---	---	---	---

FUNDING SCHEDULE (\$000s)

Current Revenue: General	26,755	-	26,755	-	-	-	-	-	-	-	-
G.O. Bonds	(578,109)	-	(26,755)	(551,354)	(73,306)	(96,147)	(90,592)	(94,033)	(98,338)	(98,938)	-
Recordation Tax	396,855	-	-	396,855	62,760	74,000	63,700	62,395	66,700	67,300	-
Schools Impact Tax	154,499	-	-	154,499	10,546	22,147	26,892	31,638	31,638	31,638	-
TOTAL FUNDING SOURCES	-	-	-	-	-	-	-	-	-	-	-

APPROPRIATION AND EXPENDITURE DATA (\$000s)

Appropriation FY 24 Request	-	Year First Appropriation	-
Cumulative Appropriation	-	Last FY's Cost Estimate	-
Expenditure / Encumbrances	-		
Unencumbered Balance	-		

PROJECT DESCRIPTION

This project has been updated to reflect current estimates for Current Revenue: General, Recordation Tax, and School Impact Tax with offsetting General Obligation (G.O.) Bond funding adjustments.

GENERAL OBLIGATION BOND ADJUSTMENT CHART

FY23-28 Amended Capital Improvements Program

COUNTY EXECUTIVE RECOMMENDED

March 15, 2023

(\$ millions)	6 YEARS	FY23	FY24	FY25	FY26	FY27	FY28
BONDS PLANNED FOR ISSUE Does not assume Council SAG in FY09 and FY10*	1,720.000	280.000	300.000	300.000	280.000	280.000	280.000
Plus PAYGO Funded Adjust for Future Inflation **	185.100 (65.994)	33.900 -	32.800 -	31.200 (7.066)	29.200 (13.140)	29.000 (19.585)	29.000 (26.203)
SUBTOTAL FUNDS AVAILABLE FOR DEBT ELIGIBLE PROJECTS (after adjustments)	1,839.106	313.900	332.800	324.134	296.060	289.415	282.797
Less Set Aside: Future Projects	135.591 7.37%	7.395	21.555	20.640	25.793	29.243	30.964
TOTAL FUNDS AVAILABLE FOR PROGRAMMING	1,703.516	306.505	311.245	303.494	270.267	260.172	251.833
MCPS	(558.063)	(125.904)	(140.144)	(97.932)	(90.668)	(55.689)	(47.726)
MONTGOMERY COLLEGE	(145.860)	(23.702)	(25.069)	(21.263)	(16.455)	(26.041)	(33.330)
M-NCPPC PARKS	(78.337)	(12.747)	(15.274)	(11.789)	(13.276)	(12.545)	(12.706)
TRANSPORTATION	(519.500)	(111.911)	(100.531)	(74.796)	(86.731)	(78.611)	(66.920)
MCG - OTHER	(521.863)	(81.337)	(101.238)	(97.714)	(63.137)	(87.286)	(91.151)
Programming Adjustment - Unspent Prior Years*	120.107	49.096	71.011				
	-						
SUBTOTAL PROGRAMMED EXPENDITURES	(1,703.516)	(306.505)	(311.245)	(303.494)	(270.267)	(260.172)	(251.833)
AVAILABLE OR (GAP) TO BE SOLVED	-	-	-	-	-	-	-
NOTES:							
** Adjustments Include:							
Inflation =		3.04%	2.11%	2.18%	2.21%	2.23%	2.34%
Implementation Rate =		100.00%	100.00%	100.00%	100.00%	100.00%	100.00%

GENERAL OBLIGATION BONDS - PROGRAMMING ADJUSTMENT FOR UNSPENT PRIOR YEARS
FY23-28 AMENDED CAPITAL IMPROVEMENTS PROGRAM
COUNTY EXECUTIVE RECOMMENDED
March 15, 2023

(in millions)	PDF Name and No.	Total	FY23	FY24	FY25	FY26	FY27	FY28
Montgomery County Public Schools								
	Building Modifications and Program Improvements (P076506)	4.349	4.349					
	Burtonsville ES Addition - (P651511)	(1.172)	(1.172)					
	Charles W. Woodward HS Reopening (P651908) - Premium	(5.500)	(5.500)					
	Duffief ES Addition/Facility Upgrade (651905)	(0.592)	(0.592)					
	Gaithersburg Cluster Elementary School #8 (P651518)	2.162	2.162					
	John F. Kennedy HS Addition (P651906)	3.706	3.706					
	Lake Seneca ES Addition - (P652002)	(0.875)	(0.875)					
	Neelsville MS - Major Capital Project (P652112) - Premium	(5.000)	(5.000)					
	Poolesville HS - Current Revitalizations/Expansions - (P136521)	(0.954)	(0.954)					
	Prior year savings (to be identified)	(5.000)	(5.000)					
	Thomas S. Wootton HS - Current Revitalizations/Expansions - (P096512)	(0.672)	(0.672)					
	Thurgood Marshall ES Addition - (P652003)	(0.630)	(0.630)					
	Westbrook ES Addition (P652107)	0.016	0.016					
	Sub-Total	(10.162)	(10.162)	-	-	-	-	-
Montgomery College								
	Germantown Science & Applied Studies Phase 1-Renov (P136600)	(0.010)	(0.005)	(0.005)				
	Rockville Student Services Center - (P076604)	(2.900)	(2.900)					
	Sub-Total	(2.910)	(2.905)	(0.005)	-	-	-	-
Transportation								
	Bicycle-Pedestrian Priority Area Improvements - Wheaton CBD - (P502002)	(1.281)	(0.890)	(0.391)				
	Boyds Transit Center - (P501915)	(0.028)	(0.028)					
	Bradley Boulevard (MD 191) Improvements - (P501733)	(0.578)	(0.578)					
	Brighon Dam Road Bridge No. M-0229 - (P501907)	0.005	0.005					
	Bus Rapid Transit: US 29-Phase 2 - (P502201)	(1.500)	(1.500)					
	Davis Mill Road Emergency Stabilization (P502006)	(0.007)	(0.007)					
	Dennis Ave Bridge M-0194 Replacement - (P501701)	(0.204)	-0.204					
	Dorsey Mill Road Bridge - (P501906)	(0.035)	(0.035)					
	Fenton Street Cycletrack - (P502001)	0.001	0.001					
	Glen Road Bridge - (P502102)	(0.930)	(0.310)	(0.620)				
	Gold Mine Road Bridge M-0096 (P501302)	(0.446)	(0.446)					
	Good Hope Road Shared Use Path - (P501902)	0.333	0.333					
	MacArthur Blvd Bikeway Improvements - (P500718)	(0.228)	(0.228)					
	MD355-Clarksburg Shared Use Path - (P501744)	(0.104)	(0.104)					
	Metropolitan Branch Trail - (P501110)	(2.000)	(2.000)					
	Montrose Parkway East (P500717)	(0.337)	(0.337)					
	North Bethesda Metro Station Access Improvements - (P502106)	(1.598)	(1.598)					
	Observation Drive extended (P501507)	(0.521)		(0.521)				
	Platt Ridge Drive Extended (P501200)	(0.139)	(0.139)					
	Public Facilities Roads (P507310)	(0.392)	(0.392)					
	Snoufer School Road (P501109)	(0.129)	(0.129)					
	Snoufer School Road North (Webb Tract) (P501119)	(0.074)	(0.074)					
	Subdivision Roads Participation - (P508000)	(3.032)	(3.032)					
	Sub-Total	(13.224)	(11.692)	(1.532)	-	-	-	-
MCG - Other								
	2nd District Police Station (P471200)	(0.087)	-0.087					
	6th District Police Station - (P470301)	(0.015)	(0.015)					
	Americans with Disabilities Act (ADA): Compliance (P361107)	(2.500)	(2.000)	(0.500)				
	Burtonsville Community Revitalization (P760900)	(0.048)	(0.048)					
	Child Care Renovations - (P601901)	(4.124)	(4.124)					
	Clarksburg Fire Station - (P450300)	(10.881)	(0.881)	(10.000)				
	Energy Conservation: MCG (P507834)	(0.150)	(0.150)					
	Energy Systems Modernization (P361302)	(0.339)	(0.339)					
	Female Facility Upgrade - (P450305)	(0.002)	(0.002)					
	Kennedy Shriver Aquatic Center Building Envelope Improvement - (P721503)	0.246	0.246					
	Library Refurbishment Level of Effort - (P711502)	(2.880)	(2.880)					
	Martin Luther King, Jr. Indoor Swim Center Renovation - (P721902)	1.162	1.162					
	MCPS Bus Depot and Maintenance Relocation (P360903)	(1.240)	(1.240)					
	Montgomery County Detention Center Partial Demolition and Renovation - (P422102)	(2.014)	(2.014)					
	Pre-Release Center Dietary Facilities Improvements (P420900)	0.442	0.442					
	PSTA Academic Building Complex (P479909)	(1.200)	(1.200)					
	Public Safety Communication Center, Phase II, Electrical Distribution and HVAC Upgrade - (P472102)	(0.335)	(0.335)					
	Public Safety System Modernization - (P340901)	(2.254)	0.465	(2.719)				
	Red Brick Courthouse Structural Repairs - (P500727)	0.004		0.004				
	South County Regional Recreation and Aquatic Center - (P721701)	(0.690)	(0.690)					
	Swimming Pools Slide Replacement - (P722101)	(0.715)	(0.715)					
	White Flint Fire Station 23 - (P451502)	(0.477)	-	(0.477)				
	Sub-Total	(28.097)	(14.405)	(13.692)	-	-	-	-

GENERAL OBLIGATION BONDS - PROGRAMMING ADJUSTMENT FOR UNSPENT PRIOR YEARS
FY23-28 AMENDED CAPITAL IMPROVEMENTS PROGRAM
COUNTY EXECUTIVE RECOMMENDED
March 15, 2023

(in millions)							
PDF Name and No.	Total	FY23	FY24	FY25	FY26	FY27	FY28
Slippage Used Elsewhere							
Avery Road Treatment Center - (P601502)	(0.525)	(0.525)					
Criminal Justice Complex - (P421100)	(1.369)	(1.369)					
Fire Stations: Life Safety Systems - (P450302)	(0.080)	(0.080)					
Martha B. Gudelsky Child Development Center Sewer Improvements (P502202)	(0.727)	(0.727)					
FY22 unused set aside	(1.334)	(1.334)					
KID Museum - (P721903)	(1.200)	(1.200)					
Shifted FY21/22 GO Bond Capacity	(61.000)	(3.697)	(57.303)				
Sub-Total	(66.235)	(8.932)	(57.303)	-	-	-	-
Total Programming Adjustment	(120.628)	(48.096)	(72.532)	-	-	-	-

M-NCPPC BOND ADJUSTMENT CHART

FY23-28 Amended Capital Improvements Program County Executive Recommended March 15, 2023

(\$ millions)	6 YEARS	FY23	FY24	FY25	FY26	FY27	FY28
BONDS PLANNED FOR ISSUE	48.000	8.000	8.000	8.000	8.000	8.000	8.000
Plus PAYGO funded							
Adjust for Future Inflation	-1.722	0.000	0.000	-0.171	-0.342	-0.511	-0.699
SUBTOTAL FUNDS AVAILABLE FOR DEBT ELIGIBLE PROJECTS (after adjustments)	46.278	8.000	8.000	7.829	7.658	7.489	7.301
Less Set Aside: Future Projects	0.407	0.000	0.000	0.019	0.028	0.131	0.228
TOTAL FUNDS AVAILABLE FOR PROGRAMMING	45.871	8.000	8.000	7.810	7.630	7.358	7.073
Programmed P&P Bond Expenditures	-45.871	-8.000	-8.000	-7.810	-7.630	-7.358	-7.073
Programming adjustment - unspent prior years	0.000	0.000	0.000	0.000	0.000	0.000	0.000
SUBTOTAL PROGRAMMED EXPENDITURES	-45.871	-8.000	-8.000	-7.810	-7.630	-7.358	-7.073
AVAILABLE OR (GAP) TO BE SOLVED	0.000	0.000	0.000	0.000	0.000	0.000	0.000
NOTES:							
See additional information on M-NCPPC Bond Programming Adjustment for Unspent Prior Year Detail Chart							
Inflation =		3.04%	2.11%	2.18%	2.21%	2.23%	2.34%



Americans with Disabilities Act (ADA): Compliance (P361107)

Category	General Government	Date Last Modified	01/08/22
SubCategory	County Offices and Other Improvements	Administering Agency	General Services
Planning Area	Countywide	Status	Ongoing

EXPENDITURE SCHEDULE (\$000s)

Cost Elements	Total	Thru FY21	Est FY22	Total 6 Years	FY 23	FY 24	FY 25	FY 26	FY 27	FY 28	Beyond 6 Years
Planning, Design and Supervision	16,817	12,507	110	4,200	700	700	700	700	700	700	-
Site Improvements and Utilities	22,988	6,259	8,929	7,800	1,300	1,300	1,300	1,300	1,300	1,300	-
Construction	25,368	9,939	1,329	14,100	2,350	2,350	2,350	2,350	2,350	2,350	-
Other	1,227	820	107	300	50	50	50	50	50	50	-
TOTAL EXPENDITURES	66,400	29,525	10,475	26,400	4,400	4,400	4,400	4,400	4,400	4,400	-

FUNDING SCHEDULE (\$000s)

Funding Source	Total	Thru FY21	Est FY22	Total 6 Years	FY 23	FY 24	FY 25	FY 26	FY 27	FY 28	Beyond 6 Years
Current Revenue: General	4,235	430	805	3,000	500	500	500	500	500	500	-
G.O. Bonds	46,824	13,754	9,670	23,400	3,900	3,900	3,900	3,900	3,900	3,900	-
PAYGO	11,364	11,364	-	-	-	-	-	-	-	-	-
Recordation Tax Premium (MCG)	3,977	3,977	-	-	-	-	-	-	-	-	-
TOTAL FUNDING SOURCES	66,400	29,525	10,475	26,400	4,400	4,400	4,400	4,400	4,400	4,400	-

APPROPRIATION AND EXPENDITURE DATA (\$000s)

Appropriation FY 23 Request	4,400	Year First Appropriation	FY11
Appropriation FY 24 Request	4,400	Last FY's Cost Estimate	58,000
Cumulative Appropriation	40,000		
Expenditure / Encumbrances	33,481		
Unencumbered Balance	6,519		

PROJECT DESCRIPTION

This program provides for an on-going comprehensive effort to ensure that County buildings and other facilities are built and maintained in compliance with Title II of the Americans with Disabilities Act (ADA) and the ADA 2010 Standards for Accessible Design. This program includes both the correction of deficiencies identified by the United States Department of Justice (DOJ) during its proactive Project Civic Access (PCA) assessment of County facilities, an assessment by the County of all County government buildings and facilities not included in the PCA assessment, and remediation of any deficiencies identified by those assessments. The program also includes policy development, advanced technical training for County architects and engineers to ensure that ADA

compliance and accessibility are incorporated throughout the County's planning, staff training, design, and construction process in order to ensure that County facilities are fully compliant with Title II of the ADA. In September 2010 revised Title II ADA regulations, including the 2010 Standards, were issued by DOJ. The new 2010 Standards include revisions to the 1991 ADA Accessibility Guideline (ADAAG) standards and supplemental standards for features not addressed in the 1991 ADAAG including pools, recreation facilities, ball fields, locker rooms, exercise rooms, picnic areas, golf courses, playgrounds and residential housing. The Title II ADA regulations require jurisdictions to proactively address the supplemental standards by bringing all features addressed in the supplemental standards into compliance with the 2010 Standards.

ESTIMATED SCHEDULE

FY23: Colesville Community Health Center, Montgomery County Correctional Facility, Coffield Community Center, Martin Luther King Outdoor Pool.

FY24: Holiday Park Community Center, Betty Ann Krahnke (BAK) Domestic Violence Shelter, Department of Health and Human Services Center in Silver Spring, Germantown Outdoor Pool.

COST CHANGE

Cost increase is due to the addition of expenditures in FY27 and FY28 for this ongoing project.

PROJECT JUSTIFICATION

Montgomery County was selected by DOJ for a Project Civic Access review in 2006. Project Civic Access is a proactive, ongoing initiative of the Disability Rights Section (DRS) of the DOJ Civil Rights Division to ensure ADA compliance in local and state governments throughout the country. DOJ has completed reviews and signed settlement agreements with over 150 jurisdictions to date. DOJ has inspected approximately 112 County government buildings and facilities. In addition, they have inspected polling places, ballfields, golf courses, and local parks. Montgomery County signed a legally binding settlement agreement to address the findings in August 2011. M-NCPPC was a co-signer of the Agreement. The Agreement requires the County to remediate all problems identified by DOJ within a negotiated timeline and to survey all remaining buildings, facilities, and programs not surveyed by DOJ. Programs and facilities must be surveyed within a three-year time frame, with approximately 80 completed each year. Prior to FY20, the County was required to send a report of its findings to DOJ each year with a proposed remediation plan and timeline.

FISCAL NOTE

Funding switch in FY18 for \$2,800,000 between Current Revenue: General and GO Bonds (Bond Premium).

Shift \$288,000 in GO Bonds funding to Fire Stations - Resurfacing project.

DISCLOSURES

Expenditures will continue indefinitely.

COORDINATION

United States Department of Justice, Department of Health and Human Services, Department of Transportation, County Attorney's Office, Montgomery County Public Schools, Revenue Authority, Maryland-National Capital Park and Planning Commission, Department of General Services, and Montgomery County Public Schools.



Planned Lifecycle Asset Replacement: MCG (P509514)

Category	General Government	Date Last Modified	01/01/22
SubCategory	County Offices and Other Improvements	Administering Agency	General Services
Planning Area	Countywide	Status	Ongoing

EXPENDITURE SCHEDULE (\$000s)

Cost Elements	Total	Thru FY21	Est FY22	Total 6 Years	FY 23	FY 24	FY 25	FY 26	FY 27	FY 28	Beyond 6 Years
Planning, Design and Supervision	6,162	2,347	755	3,060	510	510	510	510	510	510	-
Land	15	15	-	-	-	-	-	-	-	-	-
Site Improvements and Utilities	482	482	-	-	-	-	-	-	-	-	-
Construction	25,799	9,115	4,444	12,240	2,040	2,040	2,040	2,040	2,040	2,040	-
Other	343	343	-	-	-	-	-	-	-	-	-
TOTAL EXPENDITURES	32,801	12,302	5,199	15,300	2,550	2,550	2,550	2,550	2,550	2,550	-

FUNDING SCHEDULE (\$000s)

Funding Source	Total	Thru FY21	Est FY22	Total 6 Years	FY 23	FY 24	FY 25	FY 26	FY 27	FY 28	Beyond 6 Years
Current Revenue: General	220	-	220	-	-	-	-	-	-	-	-
G.O. Bonds	25,242	4,963	4,979	15,300	2,550	2,550	2,550	2,550	2,550	2,550	-
PAYGO	7,339	7,339	-	-	-	-	-	-	-	-	-
TOTAL FUNDING SOURCES	32,801	12,302	5,199	15,300	2,550	2,550	2,550	2,550	2,550	2,550	-

APPROPRIATION AND EXPENDITURE DATA (\$000s)

Appropriation FY 23 Request	2,550	Year First Appropriation	FY95
Appropriation FY 24 Request	2,550	Last FY's Cost Estimate	27,701
Cumulative Appropriation	17,501		
Expenditure / Encumbrances	13,615		
Unencumbered Balance	3,886		

PROJECT DESCRIPTION

This project provides for a comprehensive lifecycle replacement program to protect the County's investment in facilities and to sustain efficient and reliable facility operation. The project is targeted at slowing the deterioration of key facility and site components based on an inventory of their age and condition. The project includes: mechanical/plumbing equipment; lighting system replacement not covered under the Energy Conservation CIP program; and reconstruction of sidewalks and curbs adjacent to County facilities. The scope of this project parallels approved CIP projects of Montgomery County Public Schools, Montgomery College, and the Maryland-National Capital Park and Planning Commission.

ESTIMATED SCHEDULE

Several projects will be completed during FY23 and FY24.

COST CHANGE

Cost increase due to the addition of expenditures in FY27 and FY28 for this ongoing project.

PROJECT JUSTIFICATION

The County currently has a significant backlog of facility and site components that result from facility age and past deferrals of deficiencies. Various components are outdated, inefficient, and costly to repair. The replacement of components significantly extends the useful life of County facilities. In FY05, FY06, and FY07, the County engaged a consultant to conduct a comprehensive facility condition assessment survey of 73 County facilities, or approximately 30 percent of the County's facility inventory. Based upon the age and condition of each component and industry-accepted component lifetimes, a priority listing of component replacement was developed. The results of the facility condition assessment of 73 County facilities have been used to prioritize the six-year program.

FISCAL NOTE

In FY19, \$566,000 was transferred for the Data Center UPS system.

DISCLOSURES

Expenditures will continue indefinitely.

COORDINATION

Department of General Services.



Roof Replacement: MCG

(P508331)

Category	General Government	Date Last Modified	01/07/22
SubCategory	County Offices and Other Improvements	Administering Agency	General Services
Planning Area	Countywide	Status	Ongoing

EXPENDITURE SCHEDULE (\$000s)

Cost Elements	Total	Thru FY21	Est FY22	Total 6 Years	FY 23	FY 24	FY 25	FY 26	FY 27	FY 28	Beyond 6 Years
Planning, Design and Supervision	9,213	5,570	1,003	2,640	440	440	440	440	440	440	-
Construction	26,143	12,812	2,531	10,800	1,800	1,800	1,800	1,800	1,800	1,800	-
Other	1,378	1,378	-	-	-	-	-	-	-	-	-
TOTAL EXPENDITURES	36,734	19,760	3,534	13,440	2,240	2,240	2,240	2,240	2,240	2,240	-

FUNDING SCHEDULE (\$000s)

Funding Source	Total	Thru FY21	Est FY22	Total 6 Years	FY 23	FY 24	FY 25	FY 26	FY 27	FY 28	Beyond 6 Years
G.O. Bonds	36,734	19,760	3,534	13,440	2,240	2,240	2,240	2,240	2,240	2,240	-
TOTAL FUNDING SOURCES	36,734	19,760	3,534	13,440	2,240	2,240	2,240	2,240	2,240	2,240	-

APPROPRIATION AND EXPENDITURE DATA (\$000s)

Appropriation FY 23 Request	2,240	Year First Appropriation	FY96
Appropriation FY 24 Request	2,240	Last FY's Cost Estimate	32,254
Cumulative Appropriation	23,294		
Expenditure / Encumbrances	20,103		
Unencumbered Balance	3,191		

PROJECT DESCRIPTION

This project provides for major roof replacement of County buildings.

ESTIMATED SCHEDULE

Several projects will be completed during FY23 and FY24.

COST CHANGE

Cost increase due to the addition of expenditures in FY27 and FY28 for this ongoing project.

PROJECT JUSTIFICATION

The age of many County buildings creates the need for this project. Factors determining the need for replacement include poor condition, age, long-term utilization, and probability of continued repairs. The project consists of an annual replacement schedule for those roofs which have reached the end of their useful service life. Asbestos abatement is an important component of the roof replacement effort and will be performed when required. The roof replacements covered under this program are prioritized based upon an in-house priority schedule. Information generated in that condition survey will be the basis for future roof replacement projects. The March 2010 Report of the Infrastructure Maintenance Task Force identified an annual level of effort funding for roof replacement based on an average 20-year life for roof systems.

DISCLOSURES

Expenditures will continue indefinitely.

COORDINATION

Department of General Services



HVAC/Elec Replacement: Fire Stns

(P458756)

Category	Public Safety	Date Last Modified	05/20/22
SubCategory	Fire/Rescue Service	Administering Agency	General Services
Planning Area	Countywide	Status	Ongoing

EXPENDITURE SCHEDULE (\$000s)

Cost Elements	Total	Thru FY21	Est FY22	Total 6 Years	FY 23	FY 24	FY 25	FY 26	FY 27	FY 28	Beyond 6 Years
Planning, Design and Supervision	4,401	2,651	250	1,500	250	250	250	250	250	250	-
Construction	14,360	5,805	1,955	6,600	1,100	1,100	1,100	1,100	1,100	1,100	-
Other	16	16	-	-	-	-	-	-	-	-	-
TOTAL EXPENDITURES	18,777	8,472	2,205	8,100	1,350	1,350	1,350	1,350	1,350	1,350	-

FUNDING SCHEDULE (\$000s)

Funding Source	Total	Thru FY21	Est FY22	Total 6 Years	FY 23	FY 24	FY 25	FY 26	FY 27	FY 28	Beyond 6 Years
G.O. Bonds	18,777	8,472	2,205	8,100	1,350	1,350	1,350	1,350	1,350	1,350	-
TOTAL FUNDING SOURCES	18,777	8,472	2,205	8,100	1,350	1,350	1,350	1,350	1,350	1,350	-

APPROPRIATION AND EXPENDITURE DATA (\$000s)

Appropriation FY 23 Request	1,350	Year First Appropriation	FY87
Appropriation FY 24 Request	1,350	Last FY's Cost Estimate	15,277
Cumulative Appropriation	10,677		
Expenditure / Encumbrances	8,631		
Unencumbered Balance	2,046		

PROJECT DESCRIPTION

This project provides funding for the replacement and renovation of heating, ventilation, and air-conditioning (HVAC) and electrical systems that are in poor and deteriorating condition at various fire stations.

ESTIMATED SCHEDULE

Funding will support one station in each fiscal year.

COST CHANGE

Project costs over the six-year period are increased to reflect the actual cost of recent projects and the addition of funding for projects in FY27 and FY28.

PROJECT JUSTIFICATION

The replacement and repair of HVAC systems at fire stations reduces the need for expensive emergency repairs and increases energy efficiency. The design of the HVAC system is unique in each facility; therefore, the scope and cost for each station varies. Current candidate projects were identified through a HVAC and electrical systems condition assessment study for 20 fire stations in June 2019 with Montgomery County Fire and Rescue Service concurrence. The study recommends that HVAC and electrical systems at 20 fire stations be renovated.

FISCAL NOTE

Debt service for this project will be financed with Consolidated Fire Tax District Funds. Project costs are not escalated and represent present value costs for future year projects.

DISCLOSURES

Expenditures will continue indefinitely.

COORDINATION

Montgomery County Fire and Rescue Service, Local Volunteer Fire and Rescue Departments, Department General Services (Division of Building Design & Construction), Department of Permitting Services, Office of Management and Budget.



Bridge Renovation

(P509753)

Category	Transportation	Date Last Modified	05/19/22
SubCategory	Bridges	Administering Agency	Transportation
Planning Area	Countywide	Status	Ongoing

EXPENDITURE SCHEDULE (\$000s)

Cost Elements	Total	Thru FY21	Est FY22	Total 6 Years	FY 23	FY 24	FY 25	FY 26	FY 27	FY 28	Beyond 6 Years
Planning, Design and Supervision	20,068	13,757	424	5,887	1,180	1,000	1,500	250	1,133	824	-
Land	209	209	-	-	-	-	-	-	-	-	-
Site Improvements and Utilities	21	21	-	-	-	-	-	-	-	-	-
Construction	49,107	11,840	6,277	30,990	10,150	7,800	2,400	3,550	3,264	3,826	-
Other	83	83	-	-	-	-	-	-	-	-	-
TOTAL EXPENDITURES	69,488	25,910	6,701	36,877	11,330	8,800	3,900	3,800	4,397	4,650	-

FUNDING SCHEDULE (\$000s)

Funding Source	Total	Thru FY21	Est FY22	Total 6 Years	FY 23	FY 24	FY 25	FY 26	FY 27	FY 28	Beyond 6 Years
Federal Aid	800	-	-	800	800	-	-	-	-	-	-
G.O. Bonds	64,028	23,615	5,698	34,715	10,303	8,573	3,673	3,573	4,170	4,423	-
State Aid	3,660	2,295	3	1,362	227	227	227	227	227	227	-
Stormwater Management Waiver Fees	1,000	-	1,000	-	-	-	-	-	-	-	-
TOTAL FUNDING SOURCES	69,488	25,910	6,701	36,877	11,330	8,800	3,900	3,800	4,397	4,650	-

APPROPRIATION AND EXPENDITURE DATA (\$000s)

Appropriation FY 23 Request	16,980	Year First Appropriation	FY97
Appropriation FY 24 Request	-	Last FY's Cost Estimate	51,841
Cumulative Appropriation	35,761		
Expenditure / Encumbrances	28,852		
Unencumbered Balance	6,909		

PROJECT DESCRIPTION

This project provides for the renovation of County roadway and pedestrian bridges that have been identified as needing repair work beyond routine maintenance levels to assure continued safe functioning. Renovation work involves planning, preliminary engineering, project management, inspection, and construction. Construction is performed on various components of the bridge structures. Superstructure repair or replacement items include decking, support beams, bearing assemblies, and expansion joints. Substructure repair or replacement items include concrete abutments, backwalls, and wingwalls. Culvert repairs include concrete headwalls, structural steel plate pipe arch replacements, installation of concrete inverts, and placement of stream scour protection. Other renovation work

includes paving of bridge deck surfaces, bolted connection replacements, stone slope protection, reconstruction of approach roadways, concrete crack injection, deck joint material replacement, scour protection, and installation of traffic safety barriers. The community outreach program informs the public when road closures or major lane shifts are necessary. Projects are reviewed and scheduled to reduce community impacts as much as possible, especially to school bus routes.

COST CHANGE

Cost increase due to the addition of Mouth of Monocacy Road Bridge Deck Replacement, Hidden Valley emergency culvert repair, Seven Locks Road culvert replacement, additional level of effort for culvert repairs in FY23-24, and the addition of FY27 and FY28 to this ongoing level of effort project.

PROJECT JUSTIFICATION

The Biennial Bridge Inspection Program, a Federally mandated program, provides specific information to identify deficient bridge elements. The bridge renovation program also provides the ability for quick response and resolution to citizen public concerns for highway and pedestrian bridges throughout the County.

OTHER

The objective of this program is to identify bridges requiring extensive structural repairs and perform the work in a timely manner to avoid emergency situations and major public inconvenience. Construction work under this project is typically performed by the County's Division of Highway Services.

FISCAL NOTE

FY22 supplemental in G.O. Bonds for the amount of \$3,500,000. Federal aid includes American Rescue Plan Act State and Local Fiscal Recovery Funds.

DISCLOSURES

Expenditures will continue indefinitely. The County Executive asserts that this project conforms to the requirement of relevant local plans, as required by the Maryland Economic Growth, Resource Protection and Planning Act.

COORDINATION

Department of Transportation, Maryland State Highway Administration, Maryland Department of Natural Resources, Maryland Historic Trust, U.S. Fish and Wildlife Service, and CSXT.



Residential and Rural Road Rehabilitation (P500914)

Category	Transportation	Date Last Modified	12/22/21
SubCategory	Highway Maintenance	Administering Agency	Transportation
Planning Area	Countywide	Status	Ongoing

EXPENDITURE SCHEDULE (\$000s)

Cost Elements	Total	Thru FY21	Est FY22	Total 6 Years	FY 23	FY 24	FY 25	FY 26	FY 27	FY 28	Beyond 6 Years
Planning, Design and Supervision	9,638	11	2,337	7,290	1,215	1,215	1,215	1,215	1,215	1,215	-
Construction	119,026	71,533	6,183	41,310	6,885	6,885	6,885	6,885	6,885	6,885	-
Other	33	33	-	-	-	-	-	-	-	-	-
TOTAL EXPENDITURES	128,697	71,577	8,520	48,600	8,100	8,100	8,100	8,100	8,100	8,100	-

FUNDING SCHEDULE (\$000s)

Funding Source	Total	Thru FY21	Est FY22	Total 6 Years	FY 23	FY 24	FY 25	FY 26	FY 27	FY 28	Beyond 6 Years
G.O. Bonds	114,617	57,497	8,520	48,600	8,100	8,100	8,100	8,100	8,100	8,100	-
Recordation Tax Premium (MCG)	14,080	14,080	-	-	-	-	-	-	-	-	-
TOTAL FUNDING SOURCES	128,697	71,577	8,520	48,600	8,100	8,100	8,100	8,100	8,100	8,100	-

APPROPRIATION AND EXPENDITURE DATA (\$000s)

Appropriation FY 23 Request	8,100	Year First Appropriation	FY09
Appropriation FY 24 Request	8,100	Last FY's Cost Estimate	112,497
Cumulative Appropriation	80,097		
Expenditure / Encumbrances	71,603		
Unencumbered Balance	8,494		

PROJECT DESCRIPTION

This project provides for the major rehabilitation of residential and rural roadways in older communities to include extensive pavement rehabilitation and reconstruction including the associated rehabilitation of ancillary elements such as under drains, sub-grade drains, and installation and replacement of curbs and gutters. This project will not make major changes to the location or size of existing drainage structures, if any. Pavement rehabilitation includes the replacement of existing failed pavement sections by the placement of an equivalent or increased pavement section. The rehabilitation usually requires the total removal and replacement of failed pavement exhibiting widespread areas of fatigue related distress, base failures and sub-grade failures.

COST CHANGE

Cost increase due to the addition of FY27 and FY28 to this ongoing level of effort project.

PROJECT JUSTIFICATION

In FY09, the Department of Transportation instituted a contemporary pavement management system. This system provides for systematic physical condition surveys. The physical condition surveys note the type, level, and extent of residential pavement deterioration combined with average daily traffic and other usage characteristics. This information is used to calculate specific pavement ratings, types of repair strategies needed, and associated repair costs, as well as the overall Pavement Condition Index (PCI) of the entire residential network. The system also provides for budget optimization for a systematic approach to maintaining a healthy residential pavement inventory. The updated 2019 pavement condition survey indicated that 276 lane-miles (or 6 percent) of residential pavement have fallen into the lowest possible category and are in need of structural reconstruction. Typically, pavements rated in this category require between 15-20 percent permanent patching per lane-mile. Physical condition inspections of residential pavements will occur on a 2-3 year cycle.

OTHER

Hot mix asphalt pavements have a finite life of approximately 20 years based upon a number of factors including but not limited to: original construction materials, means and methods, underlying soil conditions, drainage, daily traffic volume, other loading such as construction traffic and heavy truck traffic, age, and maintenance history. A well maintained residential road carrying low to moderate traffic levels is likely to provide a service life of 20 years or more. Conversely, lack of programmed maintenance will shorten the service life of residential roads considerably, in many cases to less than 15 years before rehabilitation is needed.

FISCAL NOTE

\$57 million is the annual cost required to maintain the current Countywide Pavement Condition Index of 66 on residential and rural roads. \$60 million is the annual requirement to achieve a Countywide Pavement Condition Index of 70 for residential and rural roads. Related CIP projects include Permanent Patching: Residential/Rural Roads (No. 501106) and Residential and Rural Road Rehabilitation (No. 500914).

DISCLOSURES

A pedestrian impact analysis has been completed for this project. Expenditures will continue indefinitely.

COORDINATION

Washington Suburban Sanitary Commission, Washington Gas Light Company, Montgomery County Department of Permitting Services, PEPCO, Cable TV, Verizon, Montgomery County Public Schools, Regional Services Centers, Community Associations, Commission on People with Disabilities.



Resurfacing: Primary/Arterial (P508527)

Category	Transportation	Date Last Modified	01/07/22
SubCategory	Highway Maintenance	Administering Agency	Transportation
Planning Area	Countywide	Status	Ongoing

EXPENDITURE SCHEDULE (\$000s)

Cost Elements	Total	Thru FY21	Est FY22	Total 6 Years	FY 23	FY 24	FY 25	FY 26	FY 27	FY 28	Beyond 6 Years
Planning, Design and Supervision	8,852	-	2,780	6,072	1,012	1,012	1,012	1,012	1,012	1,012	-
Site Improvements and Utilities	514	-	514	-	-	-	-	-	-	-	-
Construction	88,588	49,709	4,451	34,428	5,738	5,738	5,738	5,738	5,738	5,738	-
Other	36	36	-	-	-	-	-	-	-	-	-
TOTAL EXPENDITURES	97,990	49,745	7,745	40,500	6,750	6,750	6,750	6,750	6,750	6,750	-

FUNDING SCHEDULE (\$000s)

Funding Source	Total	Thru FY21	Est FY22	Total 6 Years	FY 23	FY 24	FY 25	FY 26	FY 27	FY 28	Beyond 6 Years
G.O. Bond Premium	5,000	5,000	-	-	-	-	-	-	-	-	-
G.O. Bonds	89,184	40,939	7,745	40,500	6,750	6,750	6,750	6,750	6,750	6,750	-
Recordation Tax Premium (MCG)	3,806	3,806	-	-	-	-	-	-	-	-	-
TOTAL FUNDING SOURCES	97,990	49,745	7,745	40,500	6,750	6,750	6,750	6,750	6,750	6,750	-

APPROPRIATION AND EXPENDITURE DATA (\$000s)

Appropriation FY 23 Request	6,750	Year First Appropriation	FY85
Appropriation FY 24 Request	6,750	Last FY's Cost Estimate	83,490
Cumulative Appropriation	57,490		
Expenditure / Encumbrances	49,745		
Unencumbered Balance	7,745		

PROJECT DESCRIPTION

The County maintains approximately 991 lane-miles of primary and arterial roadways. This project provides for the systematic milling, pavement repair, and bituminous concrete resurfacing of selected primary and arterial roads and revitalization of others. This project provides for a systematic, full-service, and coordinated revitalization of the primary and arterial road infrastructure to ensure viability of the primary transportation network, and enhance safety and ease of use for all users. Mileage of primary/arterial roads has been adjusted to conform with the inventory maintained by the State Highway Administration; this inventory is updated annually.

COST CHANGE

Cost increase due to the addition of FY27 and FY28 to this ongoing level of effort project.

PROJECT JUSTIFICATION

Primary and arterial roadways provide transport support for tens of thousands of trips each day. Primary and arterial roads connect diverse origins and destinations that include commercial, retail, industrial, residential, places of worship, recreation, and community facilities. The repair of the County's primary and arterial roadway infrastructure is critical to mobility throughout the County. In addition, the state of disrepair of the primary and arterial roadway system causes travel delays, increased traffic congestion, and compromises the safety and ease of travel along all primary and arterial roads for drivers, pedestrians, and bicyclists. Well maintained road surfaces increase safety and assist in the relief of traffic congestion. In FY09, the Department of Transportation instituted a contemporary pavement management system. This system provides for systematic physical condition surveys and subsequent ratings of all primary/arterial pavements as well as calculating the rating health of the primary roadway network as a whole. Physical condition inspections of the pavements will occur on a two-to-three year cycle. The physical condition surveys note the type, level, and extent of primary/arterial pavement deterioration combined with average daily traffic and other usage characteristics. This information is used to calculate specific pavement ratings, types of repair strategies needed, and associated repair costs, as well as the overall Pavement Condition Index (PCI) of the entire primary/arterial network. The system also provides for budget optimization and recommends annual budgets for a systematic approach to maintaining a healthy primary/arterial pavement inventory.

OTHER

One aspect of this project will focus on improving pedestrian mobility by creating a safer walking and biking environment, utilizing selected engineering technologies, and ensuring Americans with Disabilities Act (ADA) compliance. The design and planning stages, as well as final completion of the project will comply with the Department of Transportation (DOT), Maryland State Highway Administration (MSHA), Manual on Uniform Traffic Control Devices (MUTCD), American Association of State Highway Officials (AASHTO), and ADA standards.

FISCAL NOTE

\$14.6 million is the annual requirement to achieve a Countywide Pavement Condition Index for Primary/Arterial roads.

DISCLOSURES

A pedestrian impact analysis has been completed for this project. Expenditures will continue indefinitely.

COORDINATION

Washington Suburban Sanitary Commission, Other Utilities, Montgomery County Department of Housing and Community Affairs, Montgomery County Public Schools, Maryland - National Capital Park and Planning Commission, Montgomery County Department of Permitting Services, Regional Services Centers, Community Associations, Montgomery County Pedestrian Safety Advisory Committee, Commission on People with Disabilities.



Bus Rapid Transit: MD 355 Central

(P502005)

Category	Transportation	Date Last Modified	05/03/22
SubCategory	Mass Transit (MCG)	Administering Agency	Transportation
Planning Area	Countywide	Status	Preliminary Design Stage

EXPENDITURE SCHEDULE (\$000s)

Cost Elements	Total	Thru FY21	Est FY22	Total 6 Years	FY 23	FY 24	FY 25	FY 26	FY 27	FY 28	Beyond 6 Years
Planning, Design and Supervision	61,370	2,111	9,389	49,870	15,700	13,200	6,130	7,190	5,140	2,510	-
Land	93,528	-	-	93,528	10,728	5,000	17,500	42,800	17,500	-	-
Site Improvements and Utilities	35,572	-	-	35,572	-	8,472	8,100	17,000	2,000	-	-
Construction	147,100	-	-	147,100	-	10,000	18,500	50,100	50,000	18,500	-
Other	21,000	-	-	21,000	-	-	-	-	10,000	11,000	-
TOTAL EXPENDITURES	358,570	2,111	9,389	347,070	26,428	36,672	50,230	117,090	84,640	32,010	-

FUNDING SCHEDULE (\$000s)

Funding Source	Total	Thru FY21	Est FY22	Total 6 Years	FY 23	FY 24	FY 25	FY 26	FY 27	FY 28	Beyond 6 Years
Current Revenue: Mass Transit	2,550	-	750	1,800	-	-	-	-	-	1,800	-
Federal Aid	158,863	-	-	158,863	-	-	28,129	65,570	47,398	17,766	-
Impact Tax	3,064	925	2,139	-	-	-	-	-	-	-	-
Op Lanes Maryland Transit Funding	159,979	-	-	159,979	-	36,672	22,101	51,520	37,242	12,444	-
Recordation Tax Premium (MCG)	4,186	1,186	3,000	-	-	-	-	-	-	-	-
State Aid	29,928	-	3,500	26,428	26,428	-	-	-	-	-	-
TOTAL FUNDING SOURCES	358,570	2,111	9,389	347,070	26,428	36,672	50,230	117,090	84,640	32,010	-

APPROPRIATION AND EXPENDITURE DATA (\$000s)

Appropriation FY 23 Request	22,928	Year First Appropriation	FY20
Appropriation FY 24 Request	36,672	Last FY's Cost Estimate	24,000
Cumulative Appropriation	15,000		
Expenditure / Encumbrances	4,667		
Unencumbered Balance	10,333		

PROJECT DESCRIPTION

This project will design and construct a new Bus Rapid Transit (BRT) line on MD 355 between Rockville and Germantown from Montgomery College - Rockville to Montgomery College - Germantown. The project includes dedicated BRT lanes, new BRT stations with level boarding and off-board payment, Transit Signal Priority (TSP), purchase of new zero-emission BRT buses, and other associated pedestrian and bicycle improvements along the corridor. In addition, the project includes the construction of a new transit center near Montgomery College-Rockville, a relocated and expanded Lakeforest Transit Center, and a new operations and maintenance

facility to support the project. Planning conducted by the Maryland Department of Transportation Maryland Transit Administration (MDOT MTA) resulted in several alternatives retained for detailed study in 2017 for BRT along MD 355 from Bethesda to Clarksburg. In 2019, MCDOT completed the planning phase. MCDOT has been working on preliminary engineering and project phasing since 2020. Preliminary engineering of the full corridor from Bethesda to Clarksburg is being completed and then final design and construction for the Central segment will occur. Final design and construction of the North and South segments will occur as a separate project.

LOCATION

The MD 355 BRT corridor spans Clarksburg to Bethesda. The Central phase of this project will include the master plan areas of Shady Grove and Germantown, as well as the cities of Rockville and Gaithersburg. A subsequent phase will provide service to the master plan areas of Bethesda, North Bethesda, Garrett Park, White Flint and Clarksburg.

ESTIMATED SCHEDULE

Project planning was completed in FY19. Preliminary engineering began in FY20 and will be completed in FY23. Final design will immediately follow and will be completed in FY25. Construction activities, including right of way acquisition and utility relocations, may begin as early as FY23. Construction will be completed in FY28.

COST CHANGE

Increased funding to complete final design of the Central phase from Rockville to Germantown, acquire right of way, relocate utilities, complete construction, and purchase buses. Additional funding increase for design of a new transit center near Montgomery College-Rockville, a relocated and expanded Lakeforest Transit Center, and a new operations and maintenance facility to support the project.

PROJECT JUSTIFICATION

MD 355 FLASH will transform mobility options with the implementation of a 22-mile, premium, branded, limited-stop BRT service along MD 355 between Clarksburg and Bethesda. This new service will improve transit travel time and increase opportunity for a broad range of users along a highly congested corridor. MD 355 FLASH will improve passenger transit mobility by connecting riders to high density housing and employment centers. MD 355 FLASH is being phased to accelerate delivery. This phase will implement BRT between Rockville and Germantown. Extensions to Bethesda and Clarksburg will follow.

A new transit center near Montgomery College-Rockville will provide increased space to accommodate both the MD 355 BRT and Veirs Mill Road BRT operations as well as improve overall transit access and operations at this location. The Lakeforest Transit Center is currently undersized for existing operations. Relocation of the transit center closer to MD 355 will allow the critical connection between MD 355 BRT and the numerous local bus routes that stop there, while reducing the diversion for MD 355 BRT and saving passengers travel time. Redevelopment of the former Lakeforest Mall creates an opportunity for joint development considerations that should be explored in the near-term. This project will also address operations and maintenance capacity requirements associated with the fleet expansion and new services by funding the construction of a new BRT-focused transit depot.

FISCAL NOTE

Programming of funds through final design and construction improves the project's eligibility for earlier entry into the Federal Transit Administration's Capital Investment Grant program. This project will utilize Op Lanes Maryland revenue proceeds, which have been pledged by the Maryland Department of Transportation to fund high priority public transit projects in Montgomery County. The amended FY21-26 CIP added \$6 M in State grants. Additional State aid in FY23 includes State grants for capital projects in Montgomery County programmed during the 2022 State General Assembly Session.

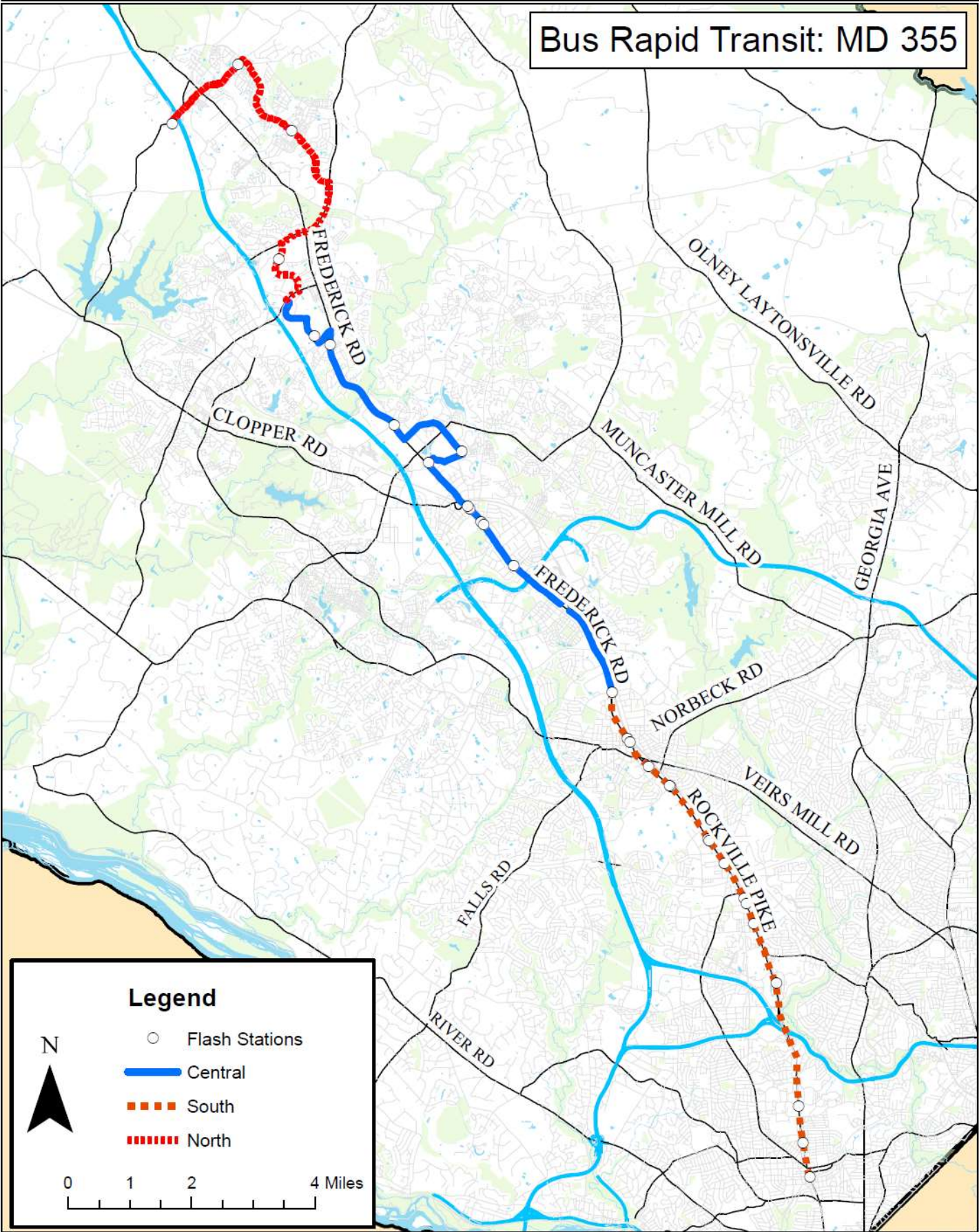
DISCLOSURES

A pedestrian impact analysis will be performed during design or is in progress. The County Executive asserts that this project conforms to the requirement of relevant local plans, as required by the Maryland Economic Growth, Resource Protection and Planning Act.

COORDINATION

Maryland-National Capital Park and Planning Commission (M-NCPPC), Maryland DOT State Highway Administration & Maryland Transit Administration, Department of Environmental Protection, Department of Permitting Services, Washington Gas, Pepco, Verizon, Comcast, Maryland Department of Natural Resources, Federal Transit Administration, City of Gaithersburg, City of Rockville, Washington Metropolitan Area Transit Authority, Commission on People with Disabilities, Transit Advisory Group, Neighborhood and Civic Associations, MD 355 BRT Corridor Advisory Committee

Bus Rapid Transit: MD 355





Bus Rapid Transit: MD 355 South/North (P502309)

Category	Transportation	Date Last Modified	01/09/22
SubCategory	Mass Transit (MCG)	Administering Agency	Transportation
Planning Area	Countywide	Status	Preliminary Design Stage

EXPENDITURE SCHEDULE (\$000s)

Cost Elements	Total	Thru FY21	Est FY22	Total 6 Years	FY 23	FY 24	FY 25	FY 26	FY 27	FY 28	Beyond 6 Years
Planning, Design and Supervision	9,700	-	-	9,700	4,850	4,850	-	-	-	-	-
TOTAL EXPENDITURES	9,700	-	-	9,700	4,850	4,850	-	-	-	-	-

FUNDING SCHEDULE (\$000s)

Funding Source	Total	Thru FY21	Est FY22	Total 6 Years	FY 23	FY 24	FY 25	FY 26	FY 27	FY 28	Beyond 6 Years
Op Lanes Maryland Transit Funding	9,700	-	-	9,700	4,850	4,850	-	-	-	-	-
TOTAL FUNDING SOURCES	9,700	-	-	9,700	4,850	4,850	-	-	-	-	-

APPROPRIATION AND EXPENDITURE DATA (\$000s)

Appropriation FY 23 Request	4,850	Year First Appropriation	FY23
Appropriation FY 24 Request	4,850	Last FY's Cost Estimate	-
Cumulative Appropriation	-		
Expenditure / Encumbrances	-		
Unencumbered Balance	-		

PROJECT DESCRIPTION

This project will complete design for the Southern and Northern segments of the MD 355 Bus Rapid Transit (BRT) corridor. The Southern segment is from Montgomery College - Rockville to Bethesda Metro station. The Northern segment is from Montgomery College - Germantown to Clarksburg. This is part of the larger MD 355 BRT corridor that extends from Bethesda to Clarksburg. The Central segment will be designed and constructed as a separate project. Planning conducted by the Maryland Department of Transportation Maryland Transit Administration (MDOT MTA) resulted in several alternatives retained for detailed study in 2017. In 2019, MCDOT completed the planning phase. MCDOT has been working on preliminary engineering and project phasing since 2020. The project includes dedicated BRT lanes, new BRT stations with level boarding and off-board payment, Transit Signal Priority (TSP), purchase of new zero-emission BRT buses, and other associated pedestrian and bicycle improvements along the corridor. Preliminary engineering of the project is currently being completed.

LOCATION

MD 355 between Rockville and Bethesda in the south and Germantown and Clarksburg in the north. Master plan areas include: Bethesda, North Bethesda, Garrett Park, White Flint, Germantown, and Clarksburg. The project also includes the city of Rockville.

ESTIMATED SCHEDULE

Preliminary engineering will be completed in FY23 (see fiscal note). Final design will begin in FY24 and complete in FY25. The construction schedule is unknown at this time.

PROJECT JUSTIFICATION

The project will transform mobility options with the completed implementation of a 22-mile, premium, branded, limited-stop BRT service along MD 355 between Clarksburg and Bethesda. This new service will improve transit travel time and increase opportunity for a broad range of users along a highly congested corridor. The project will improve passenger transit mobility by connecting riders to high density housing and employment centers. The project is being phased to accelerate delivery. The first phase will implement BRT between Rockville and Germantown. Extensions to Bethesda and Clarksburg will be completed as a second phase.

FISCAL NOTE

Programming of funds through final design improves the project's eligibility for potential entry into the Federal Transit Administration's Capital Investment Grant program. Preliminary engineering for this phase is funded in the MD 355 Central project (P502005). This project will utilize Op Lanes Maryland revenue proceeds, which have been pledged by the Maryland Department of Transportation to fund high priority public transit projects in Montgomery County.

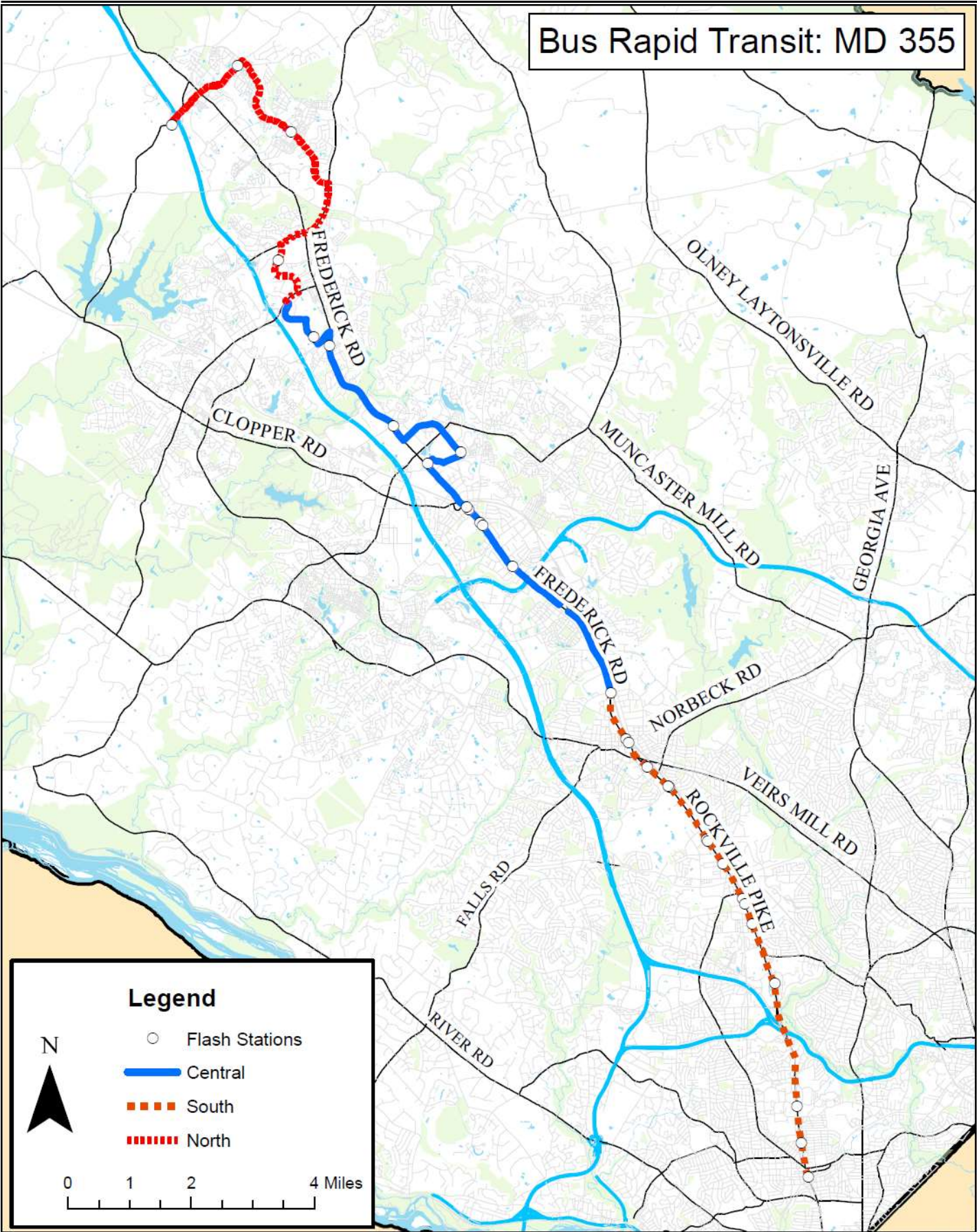
DISCLOSURES

A pedestrian impact analysis will be performed during design or is in progress. The County Executive asserts that this project conforms to the requirement of relevant local plans, as required by the Maryland Economic Growth, Resource Protection and Planning Act.

COORDINATION

Maryland-National Capital Park and Planning Commission (M-NCPPC), Maryland DOT State Highway Administration & Maryland Transit Administration, Department of Environmental Protection, Department of Permitting Services, Washington Gas, Pepco, Verizon, Comcast, Maryland Department of Natural Resources, and Federal Transit Administration (FTA), City of Rockville, Washington Metropolitan Area Transit Authority, Commission on People with Disabilities, Transit Advisory Group, Neighborhood and Civic Associations, and MD 355 BRT Corridor Advisory Committee

Bus Rapid Transit: MD 355





Ride On Bus Fleet

(P500821)

Category	Transportation	Date Last Modified	05/03/22
SubCategory	Mass Transit (MCG)	Administering Agency	Transportation
Planning Area	Countywide	Status	Ongoing

EXPENDITURE SCHEDULE (\$000s)

Cost Elements	Total	Thru FY21	Est FY22	Total 6 Years	FY 23	FY 24	FY 25	FY 26	FY 27	FY 28	Beyond 6 Years
Other	376,209	181,090	39,734	155,385	17,220	23,015	19,845	21,300	34,610	39,395	-
TOTAL EXPENDITURES	376,209	181,090	39,734	155,385	17,220	23,015	19,845	21,300	34,610	39,395	-

FUNDING SCHEDULE (\$000s)

Funding Source	Total	Thru FY21	Est FY22	Total 6 Years	FY 23	FY 24	FY 25	FY 26	FY 27	FY 28	Beyond 6 Years
Contributions	820	430	390	-	-	-	-	-	-	-	-
Current Revenue: Mass Transit	163,312	41,329	26,878	95,105	15,220	15,365	15,715	16,105	16,370	16,330	-
Fed Stimulus (State Allocation)	6,550	6,550	-	-	-	-	-	-	-	-	-
Federal Aid	55,080	37,874	7,606	9,600	1,600	1,600	1,600	1,600	1,600	1,600	-
G.O. Bonds	956	956	-	-	-	-	-	-	-	-	-
Impact Tax	2,350	2,350	-	-	-	-	-	-	-	-	-
Short-Term Financing	127,146	81,261	60	45,825	-	3,195	2,130	3,195	16,240	21,065	-
State Aid	19,995	10,340	4,800	4,855	400	2,855	400	400	400	400	-
TOTAL FUNDING SOURCES	376,209	181,090	39,734	155,385	17,220	23,015	19,845	21,300	34,610	39,395	-

APPROPRIATION AND EXPENDITURE DATA (\$000s)

Appropriation FY 23 Request	17,220	Year First Appropriation	FY09
Appropriation FY 24 Request	23,015	Last FY's Cost Estimate	289,976
Cumulative Appropriation	220,824		
Expenditure / Encumbrances	190,465		
Unencumbered Balance	30,359		

PROJECT DESCRIPTION

This project provides for the purchase of replacement and additional buses in the Ride On fleet in accordance with the Division of Transit Services' bus replacement plan and the Federal Transportation Administration's service guidelines.

ESTIMATED SCHEDULE

FY23: 13 large zero-emission; FY24: 16 large zero-emission and 7 microtransit; FY25: 18 large zero-emission; FY26: 20 large zero-emission; FY27: 7 large zero-emission and 28 small zero-emission; FY28: 8 large zero-emission, 30 small zero-emission, and 7

microtransit.

COST CHANGE

The cost increase is due to the addition of FY27-FY28 and to the purchase of zero-emission buses. Costs in all years reflect the purchase of zero-emission vehicles with the goal of transitioning to a 100% zero-emission fleet.

PROJECT JUSTIFICATION

The full-size transit buses have an expected useful life of twelve years. Smaller buses have an expected useful life of ten years. Microtransit buses have an expected life of four years.

OTHER

MCDOT will continue to apply for grants to cover the cost of additional zero emission buses and associated infrastructure. By deploying zero emission buses in lieu of clean diesel and CNG buses, Ride On will reduce harmful emissions of greenhouse gases associated with its fleet.

Ride On through its commitment to have all future purchases zero-emission buses, is exceeding standards compared to most other transit agencies. For example, California, considered a leader in zero bus emissions implementation, recently enacted a regulation that will require all large transit agencies to include at least 25 percent zero emission buses in their new bus purchases beginning in 2023. Planned bus procurements assume that complimentary and required maintenance and charging/fueling infrastructure projects will be in place as needed. Planning for the development and further implementation of these projects will be funded primarily through this CIP. Due to infrastructure constraints, 61 small diesel buses will be refurbished to extend their service lives and delay replacement until zero-emission charging/fueling infrastructure plans are developed for all depots.

FISCAL NOTE

State aid in FY24 includes State grants for capital projects in Montgomery County preauthorized during the 2022 State General Assembly Session.

DISCLOSURES

Expenditures will continue indefinitely. The County Executive asserts that this project conforms to the requirement of relevant local plans, as required by the Maryland Economic Growth, Resource Protection and Planning Act.

COORDINATION

Department of General Services, Maryland Transit Administration



Bikeway Program Minor Projects

(P507596)

Category	Transportation	Date Last Modified	05/19/22
SubCategory	Pedestrian Facilities/Bikeways	Administering Agency	Transportation
Planning Area	Countywide	Status	Ongoing

EXPENDITURE SCHEDULE (\$000s)

Cost Elements	Total	Thru FY21	Est FY22	Total 6 Years	FY 23	FY 24	FY 25	FY 26	FY 27	FY 28	Beyond 6 Years
Planning, Design and Supervision	8,874	3,752	897	4,225	730	560	935	500	700	800	-
Land	923	192	281	450	100	250	-	-	-	100	-
Site Improvements and Utilities	95	95	-	-	-	-	-	-	-	-	-
Construction	13,349	1,228	3,536	8,585	2,190	2,110	905	1,280	1,000	1,100	-
TOTAL EXPENDITURES	23,241	5,267	4,714	13,260	3,020	2,920	1,840	1,780	1,700	2,000	-

FUNDING SCHEDULE (\$000s)

Funding Source	Total	Thru FY21	Est FY22	Total 6 Years	FY 23	FY 24	FY 25	FY 26	FY 27	FY 28	Beyond 6 Years
Contributions	200	200	-	-	-	-	-	-	-	-	-
G.O. Bonds	18,583	2,609	4,714	11,260	2,570	1,570	1,640	1,780	1,700	2,000	-
Impact Tax	1,680	1,680	-	-	-	-	-	-	-	-	-
State Aid	2,778	778	-	2,000	450	1,350	200	-	-	-	-
TOTAL FUNDING SOURCES	23,241	5,267	4,714	13,260	3,020	2,920	1,840	1,780	1,700	2,000	-

OPERATING BUDGET IMPACT (\$000s)

Impact Type	Total 6 Years	FY 23	FY 24	FY 25	FY 26	FY 27	FY 28
Maintenance	6	1	1	1	1	1	1
Energy	6	1	1	1	1	1	1
NET IMPACT	12	2	2	2	2	2	2

APPROPRIATION AND EXPENDITURE DATA (\$000s)

Appropriation FY 23 Request	3,020	Year First Appropriation	FY75
Appropriation FY 24 Request	2,920	Last FY's Cost Estimate	17,541
Cumulative Appropriation	9,981		
Expenditure / Encumbrances	7,219		
Unencumbered Balance	2,762		

PROJECT DESCRIPTION

This program provides for the planning, design, and construction of bikeways, trails, neighborhood greenways and directional route signs throughout the County to develop the bikeway network specified by master plans and those requested by the community to provide access to commuter rail, mass transit, major employment centers, recreational and educational facilities, and other major attractions. The program will construct bicycle facilities that typically cost less than \$1,000,000 including shared use paths, on-road bicycle facilities, wayfinding, and signed shared routes.

COST CHANGE

Cost increase due to addition of FY27 and FY28 to this level of effort project. Other cost change reflects state grants for capital projects in Montgomery County programmed during the 2022 State General Assembly Session for shared use path segments along Norwood Road between MD108 and Ashton Forest Way.

PROJECT JUSTIFICATION

There is a continuing and increasing need to develop a viable and effective bikeway and trail network throughout the County to increase bicyclist safety and mobility, provide an alternative to the use of automobiles, reduce traffic congestion, reduce air pollution, conserve energy, enhance quality of life, provide recreational opportunities, and encourage healthy life styles. This program implements the bikeways recommended in local area master plans, in the November 2018 Approved and Adopted Montgomery County Bicycle Master Plan, and those identified by individuals, communities, the Montgomery County Bicycle Action Group, and bikeway segments and connectors necessitated by the subdivision process. Projects identified by individuals and communities will be used as an ongoing project guide which will be implemented in accordance with the funds available in each fiscal year. This program also complements and augments the bikeways that are included in road projects and supports the County Executive's Vision Zero initiative which aims to reduce injuries and fatalities to zero on all roads by 2030.

FISCAL NOTE

In FY23, FY24, and FY25, \$2 million of the State Aid reflects state grants for capital projects in Montgomery County programmed during the 2022 State General Assembly Session. The remainder of the State Aid reflects competitive grants from various funding sources.

DISCLOSURES

A pedestrian impact analysis has been completed for this project. Expenditures will continue indefinitely. The County Executive asserts that this project conforms to the requirement of relevant local plans, as required by the Maryland Economic Growth, Resource Protection and Planning Act.

COORDINATION

Maryland Department of Transportation State Highway Administration, Maryland-National Capital Park and Planning Commission, Department of Police, Citizen Advisory Boards, Montgomery County Bicycle Action Group, Coalition for the Capital Crescent Trail, Montgomery Bicycle Advocates, Washington Area Bicyclist Association, Washington Metropolitan Area Transit Authority, Department of Permitting Services and Utility Companies.



Bowie Mill Road Bikeway

(P502108)

Category	Transportation	Date Last Modified	05/23/22
SubCategory	Pedestrian Facilities/Bikeways	Administering Agency	Transportation
Planning Area	Darnestown and Vicinity	Status	Preliminary Design Stage

EXPENDITURE SCHEDULE (\$000s)

Cost Elements	Total	Thru FY21	Est FY22	Total 6 Years	FY 23	FY 24	FY 25	FY 26	FY 27	FY 28	Beyond 6 Years
Planning, Design and Supervision	4,395	-	-	3,317	-	1,122	1,123	-	-	1,072	1,078
Land	1,091	-	-	1,091	-	-	-	465	466	160	-
Site Improvements and Utilities	3,146	-	-	2,696	-	-	-	200	179	2,317	450
Construction	12,074	-	-	5,801	-	-	-	-	-	5,801	6,273
TOTAL EXPENDITURES	20,706	-	-	12,905	-	1,122	1,123	665	645	9,350	7,801

FUNDING SCHEDULE (\$000s)

Funding Source	Total	Thru FY21	Est FY22	Total 6 Years	FY 23	FY 24	FY 25	FY 26	FY 27	FY 28	Beyond 6 Years
G.O. Bonds	19,206	-	-	11,405	-	-	745	665	645	9,350	7,801
State Aid	1,500	-	-	1,500	-	1,122	378	-	-	-	-
TOTAL FUNDING SOURCES	20,706	-	-	12,905	-	1,122	1,123	665	645	9,350	7,801

APPROPRIATION AND EXPENDITURE DATA (\$000s)

Appropriation FY 23 Request	-	Year First Appropriation	
Appropriation FY 24 Request	2,245	Last FY's Cost Estimate	20,706
Cumulative Appropriation	-		
Expenditure / Encumbrances	-		
Unencumbered Balance	-		

PROJECT DESCRIPTION

This project provides for the design and construction of a new eight to ten-foot wide sidepath for 3.3 miles along Bowie Mill Road from Olney Laytonsville Road (MD 108) to Muncaster Mill Road (MD 115) and continues along Muncaster Mill Road to Needwood Road. The project also provides a new pedestrian bridge over Rock Creek North Branch for continuation of the sidepath along Bowie Mill Road.

LOCATION

Olney-Derwood

ESTIMATED SCHEDULE

Design to start in FY24 and be completed in FY25. Land acquisition and utility relocation to start in FY26 and be completed in FY28. Construction to start in FY28 and be completed in FY29.

PROJECT JUSTIFICATION

The Montgomery County Bicycle Master Plan, approved in November 2018, recommends a sidepath along Bowie Mill Road. The project is a critical connection in the existing bicycle network between the existing trails and important destinations including Needwood Road Bike Path, North Branch Trail, the Inter-County Connector (ICC) Trail, Shady Grove Metro Station, Sequoyah Elementary School, Colonel Zadok Magruder High School, and Olney Town Center.

OTHER

This project also supports the County Executive's Vision Zero initiative which aims to reduce injuries and fatalities on all roads.

FISCAL NOTE

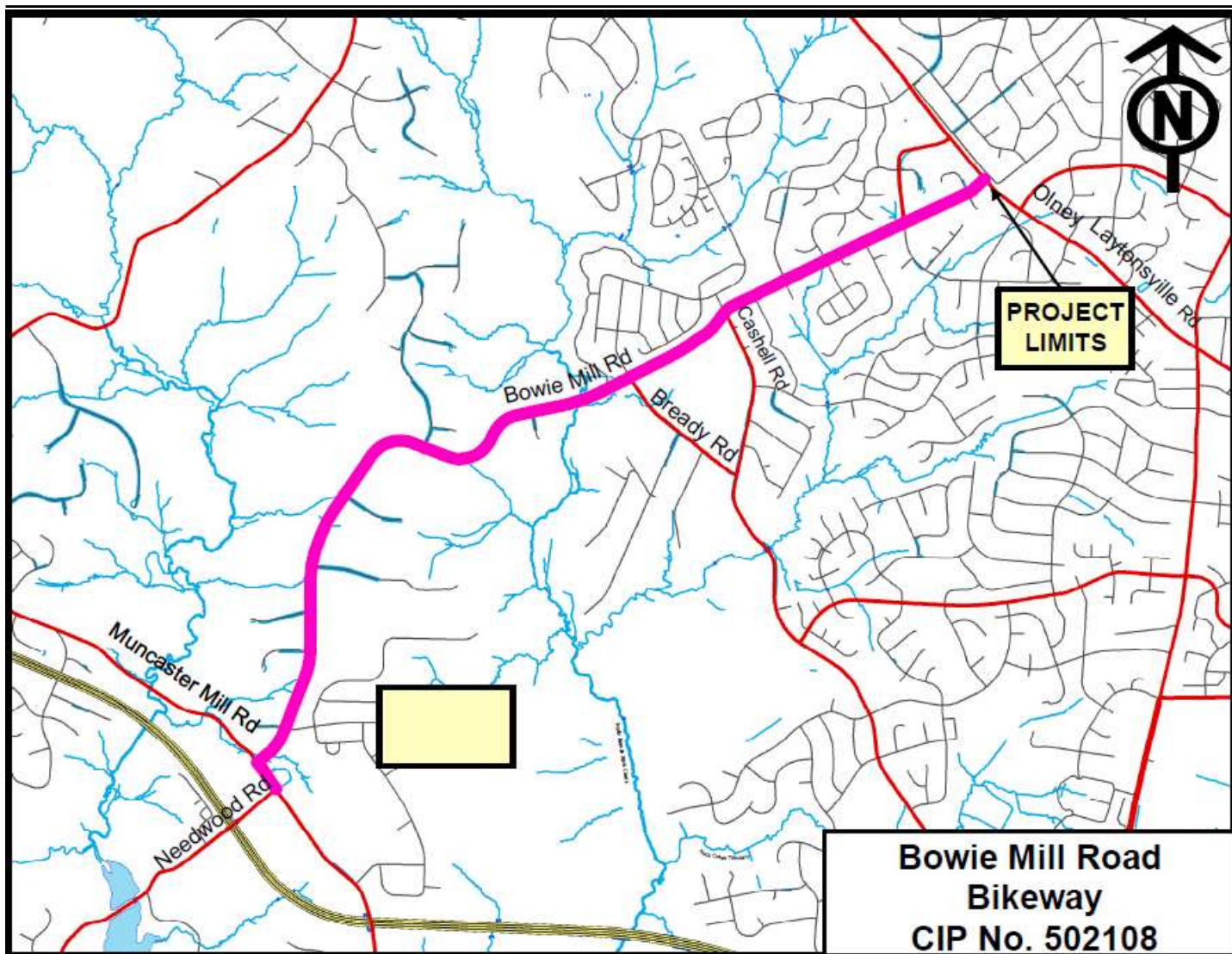
Substitute \$1,500,000 in GO Bonds with State Aid.

DISCLOSURES

A pedestrian impact analysis has been completed for this project. The County Executive asserts that this project conforms to the requirement of relevant local plans, as required by the Maryland Economic Growth, Resource Protection and Planning Act.

COORDINATION

Maryland State Highway Administration, Maryland-National Capital Park and Planning Commission, Department of Permitting Services, Greater Olney Civic Association (GOCA), and utility companies





Facility Planning - Pedestrian Facilities and Bikeways

(P502312)

Category	Transportation	Date Last Modified	06/09/22
SubCategory	Pedestrian Facilities/Bikeways	Administering Agency	Transportation
Planning Area	Countywide	Status	Ongoing

EXPENDITURE SCHEDULE (\$000s)

Cost Elements	Total	Thru FY21	Est FY22	Total 6 Years	FY 23	FY 24	FY 25	FY 26	FY 27	FY 28	Beyond 6 Years
Planning, Design and Supervision	13,290	-	-	9,325	1,030	1,350	1,670	1,155	765	3,355	3,965
TOTAL EXPENDITURES	13,290	-	-	9,325	1,030	1,350	1,670	1,155	765	3,355	3,965

FUNDING SCHEDULE (\$000s)

Funding Source	Total	Thru FY21	Est FY22	Total 6 Years	FY 23	FY 24	FY 25	FY 26	FY 27	FY 28	Beyond 6 Years
Current Revenue: General	13,290	-	-	9,325	1,030	1,350	1,670	1,155	765	3,355	3,965
TOTAL FUNDING SOURCES	13,290	-	-	9,325	1,030	1,350	1,670	1,155	765	3,355	3,965

APPROPRIATION AND EXPENDITURE DATA (\$000s)

Appropriation FY 23 Request	1,030	Year First Appropriation	
Appropriation FY 24 Request	1,350	Last FY's Cost Estimate	-
Cumulative Appropriation	-		
Expenditure / Encumbrances	-		
Unencumbered Balance	-		

PROJECT DESCRIPTION

This project provides for planning and preliminary engineering design for new and reconstructed pedestrian facility and bikeway projects under consideration for inclusion in the Capital Improvements Program (CIP). Prior to the establishment of a stand-alone project in the CIP, the Department of Transportation will perform Phase I of facility planning, a rigorous planning-level investigation of the following critical project elements: purpose and need; usage forecasts; traffic operational analysis; community, economic, social, environmental, and historic impact analyses; recommended concept design and public participation are considered. At the end of Phase I, the Transportation, Infrastructure, Energy and Environment (T&E) Committee of the County Council reviews the work and determines if the project has the merits to advance to Phase II of facility planning: preliminary (35 percent level of completion) engineering design. In preliminary engineering design, construction plans are developed showing specific and detailed features of the project, from which its impacts and costs can be more accurately assessed. At the completion of Phase II, the County Executive and County Council hold project-specific public hearings to determine if the candidate project merits consideration in the CIP as a funded stand-alone project.

PROJECT JUSTIFICATION

There is a continuing need to define the scope and determine need, benefits, implementation feasibility, horizontal and vertical alignments, typical sections, impacts, community support/opposition, preliminary costs, and alternatives for master planned transportation recommendations. Facility Planning provides decision makers with reliable information to determine if a master-planned transportation recommendation merits inclusion in the CIP as a stand-alone project. The sidewalk and bikeway projects in Facility Planning specifically address pedestrian needs.

FISCAL NOTE

Beginning in FY23, this project splits the original Facility Planning - Transportation (P509337) into three separate facility planning projects by mode: Facility Planning - Roads (P509337), Facility Planning - Mass Transit (P502308), and Facility Planning - Pedestrian Facilities and Bikeways (P502312).

DISCLOSURES

A pedestrian impact analysis will be performed during design or is in progress. Expenditures will continue indefinitely.

COORDINATION

Maryland-National Capital Park and Planning Commission, Maryland DOT State Highway Administration, Maryland Department of the Environment, Maryland Department of Natural Resources, U.S. Army Corps of Engineers, Department of Permitting Services, Utilities, Municipalities, affected communities, Commission on Aging, Commission on People with Disabilities, Montgomery County Pedestrian Safety Advisory Committee



Sidewalk Program Minor Projects

(P506747)

Category	Transportation	Date Last Modified	01/10/22
SubCategory	Pedestrian Facilities/Bikeways	Administering Agency	Transportation
Planning Area	Countywide	Status	Ongoing

EXPENDITURE SCHEDULE (\$000s)

Cost Elements	Total	Thru FY21	Est FY22	Total 6 Years	FY 23	FY 24	FY 25	FY 26	FY 27	FY 28	Beyond 6 Years
Planning, Design and Supervision	12,362	6,939	605	4,818	1,017	520	761	840	840	840	-
Land	2,437	2,268	11	158	10	6	25	25	46	46	-
Site Improvements and Utilities	340	240	10	90	20	14	14	14	14	14	-
Construction	28,453	9,041	2,520	16,892	3,297	2,374	2,200	3,621	2,700	2,700	-
TOTAL EXPENDITURES	43,592	18,488	3,146	21,958	4,344	2,914	3,000	4,500	3,600	3,600	-

FUNDING SCHEDULE (\$000s)

Funding Source	Total	Thru FY21	Est FY22	Total 6 Years	FY 23	FY 24	FY 25	FY 26	FY 27	FY 28	Beyond 6 Years
G.O. Bonds	43,516	18,412	3,146	21,958	4,344	2,914	3,000	4,500	3,600	3,600	-
State Aid	76	76	-	-	-	-	-	-	-	-	-
TOTAL FUNDING SOURCES	43,592	18,488	3,146	21,958	4,344	2,914	3,000	4,500	3,600	3,600	-

APPROPRIATION AND EXPENDITURE DATA (\$000s)

Appropriation FY 23 Request	4,344	Year First Appropriation	FY67
Appropriation FY 24 Request	2,914	Last FY's Cost Estimate	36,392
Cumulative Appropriation	21,634		
Expenditure / Encumbrances	18,623		
Unencumbered Balance	3,011		

PROJECT DESCRIPTION

This pedestrian access improvement program provides sidewalks on County-owned roads and some State-maintained roadways. Some funds from this project will go to support the Renew Montgomery program. The Department of Transportation maintains an official list of all outstanding sidewalk requests. Future projects are evaluated and selected from this list, which is continually updated with new requests. In addition, projects identified by the Citizens' Advisory Boards are placed on the list. One aspect of this project will focus on improving pedestrian walkability by creating a safer walking environment, utilizing selected engineering technologies, and ensuring Americans with Disabilities Act of 1990 (ADA) compliance.

COST CHANGE

Cost change due to the addition of FY 27 and FY 28 to this ongoing Level of Effort project.

PROJECT JUSTIFICATION

In addition to connecting existing sidewalks, these projects increase pedestrian safety and facilitate walking to: Metrorail stations, bus stops, shopping and medical centers, employment, recreational, and school sites. This program also complements and augments the bikeways that are included in road projects.

OTHER

Projects originate from private citizens, citizen associations, and public agencies. Projects are evaluated and scheduled using sidewalk prioritization procedures. The project will help the County achieve its Vision Zero goals to reduce deaths and serious injuries on County Roadways to zero by 2030.

In accordance with the FY22-23 Vision Zero Work Plan, DOT is reviewing the program intake process to ensure sidewalk requests are prioritized based on equity, safety, need, and data.

DISCLOSURES

A pedestrian impact analysis has been completed for this project. Expenditures will continue indefinitely. The County Executive asserts that this project conforms to the requirement of relevant local plans, as required by the Maryland Economic Growth, Resource Protection and Planning Act.

COORDINATION

Renew Montgomery Program, Maryland-National Capital Park and Planning Commission, Maryland DOT State Highway Administration, Montgomery County Public Schools, Washington Metropolitan Area Transit Authority, Sidewalk and Infrastructure Revitalization , Maryland Mass Transit Administration, Montgomery County Pedestrian Safety Advisory Committee, Commission on People with Disabilities



Facility Planning-Roads

(P509337)

Category	Transportation	Date Last Modified	05/20/22
SubCategory	Roads	Administering Agency	Transportation
Planning Area	Countywide	Status	Ongoing

EXPENDITURE SCHEDULE (\$000s)

Cost Elements	Total	Thru FY21	Est FY22	Total 6 Years	FY 23	FY 24	FY 25	FY 26	FY 27	FY 28	Beyond 6 Years
Planning, Design and Supervision	65,441	52,466	4,925	5,990	1,265	1,000	1,120	1,240	375	990	2,060
Land	798	798	-	-	-	-	-	-	-	-	-
Site Improvements and Utilities	130	130	-	-	-	-	-	-	-	-	-
Construction	57	57	-	-	-	-	-	-	-	-	-
Other	131	130	1	-	-	-	-	-	-	-	-
TOTAL EXPENDITURES	66,557	53,581	4,926	5,990	1,265	1,000	1,120	1,240	375	990	2,060

FUNDING SCHEDULE (\$000s)

Funding Source	Total	Thru FY21	Est FY22	Total 6 Years	FY 23	FY 24	FY 25	FY 26	FY 27	FY 28	Beyond 6 Years
Contributions	4	4	-	-	-	-	-	-	-	-	-
Current Revenue: General	48,281	36,399	3,832	5,990	1,265	1,000	1,120	1,240	375	990	2,060
Current Revenue: Mass Transit	5,633	4,918	715	-	-	-	-	-	-	-	-
Impact Tax	6,070	6,070	-	-	-	-	-	-	-	-	-
Intergovernmental	785	764	21	-	-	-	-	-	-	-	-
Land Sale	2,099	2,099	-	-	-	-	-	-	-	-	-
Recordation Tax Premium (MCG)	3,610	3,252	358	-	-	-	-	-	-	-	-
State Aid	75	75	-	-	-	-	-	-	-	-	-
TOTAL FUNDING SOURCES	66,557	53,581	4,926	5,990	1,265	1,000	1,120	1,240	375	990	2,060

APPROPRIATION AND EXPENDITURE DATA (\$000s)

Appropriation FY 23 Request	1,265	Year First Appropriation	FY93
Appropriation FY 24 Request	1,000	Last FY's Cost Estimate	74,237
Cumulative Appropriation	58,507		
Expenditure / Encumbrances	54,830		
Unencumbered Balance	3,677		

PROJECT DESCRIPTION

This project provides for planning and preliminary engineering design for new and reconstructed highway projects under consideration for inclusion in the Capital Improvements Program (CIP). Prior to the establishment of a stand-alone project in the CIP, the

Department of Transportation will perform Phase I of facility planning, a rigorous planning-level investigation of the following critical project elements: purpose and need; usage forecasts; traffic operational analysis; community, economic, social, environmental, and historic impact analyses; recommended concept design and public participation are considered. At the end of Phase I, the Transportation, Infrastructure, Energy and Environment (T&E) Committee of the County Council reviews the work and determines if the project has the merits to advance to Phase II of facility planning: preliminary (35 percent level of completion) engineering design. In preliminary engineering design, construction plans are developed showing specific and detailed features of the project, from which its impacts and costs can be more accurately assessed. At the completion of Phase II, the County Executive and County Council hold project-specific public hearings to determine if the candidate project merits consideration in the CIP as a funded stand-alone project.

COST CHANGE

Add funding in FY27, FY28, and beyond six years to continue project planning for master planned projects. Funding for Bicycle and Pedestrian and Mass Transit facility planning was shifted to two new programs: Facility Planning: Mass Transit and Facility Planning: Pedestrian Facilities and Bikeways.

PROJECT JUSTIFICATION

There is a continuing need to define the scope and determine need, benefits, implementation feasibility, horizontal and vertical alignments, typical sections, impacts, community support/opposition, preliminary costs, and alternatives for master planned transportation recommendations. Facility Planning provides decision makers with reliable information to determine if a master-planned transportation recommendation merits inclusion in the CIP as a stand-alone project. The sidewalk and bikeway projects in Facility Planning specifically address pedestrian needs.

FISCAL NOTE

Starting in FY01, Mass Transit Funds provide for mass transit related candidate projects. Impact taxes will continue to be applied to qualifying projects. Starting in FY23, Mass transit related projects are funded in Facility Planning: Mass Transit (P502308).

DISCLOSURES

A pedestrian impact analysis will be performed during design or is in progress. Expenditures will continue indefinitely. The County Executive asserts that this project conforms to the requirement of relevant local plans, as required by the Maryland Economic Growth, Resource Protection and Planning Act.

COORDINATION

Maryland-National Capital Park and Planning Commission, Maryland DOT State Highway Administration, Maryland Department of the Environment, Maryland Department of Natural Resources, U.S. Army Corps of Engineers, Department of Permitting Services, Utilities, Municipalities, Affected communities, Commission on Aging, Commission on People with Disabilities, Montgomery County Pedestrian Safety Advisory Committee

FACILITY PLANNING TRANSPORTATION - No. 509337

FY23-28 PDF Project List (* New as of FY23-FY28)

<u>Studies Underway or to Start in FY23-24:</u>	<u>Candidate Studies to Start in FY25-28:</u>
--	--

-
- Crabbs Branch Way Extended to Amity Drive
 - Old Columbia Pike/Prosperity Drive Widening (Stewart La - Cherry Hill Rd)
 - Norfolk Avenue Shared Street
 - High Incident Network Facility Planning
 - Bethesda One-way Street Conversion Study
 - MD 355 Corridor Study (Milestone to Clarksburg Road)
 - Prioritizing MCDOT Capital Projects
 - Parklawn Drive/Nicholson Lane Multi-modal Improvements (Randolph Rd - MD 355)
 - Long Branch Master Planned Connections
 - MD 355 (Clarksburg) Bypass



Traffic Signals

(P507154)

Category	Transportation	Date Last Modified	05/19/22
SubCategory	Traffic Improvements	Administering Agency	Transportation
Planning Area	Countywide	Status	Ongoing

EXPENDITURE SCHEDULE (\$000s)

Cost Elements	Total	Thru FY21	Est FY22	Total 6 Years	FY 23	FY 24	FY 25	FY 26	FY 27	FY 28	Beyond 6 Years
Planning, Design and Supervision	19,952	15,002	-	4,950	825	825	825	825	825	825	-
Land	19	19	-	-	-	-	-	-	-	-	-
Site Improvements and Utilities	54,473	20,365	6,048	28,060	4,510	4,510	4,760	4,760	4,760	4,760	-
Construction	76	76	-	-	-	-	-	-	-	-	-
Other	1,273	1,273	-	-	-	-	-	-	-	-	-
TOTAL EXPENDITURES	75,793	36,735	6,048	33,010	5,335	5,335	5,585	5,585	5,585	5,585	-

FUNDING SCHEDULE (\$000s)

Funding Source	Total	Thru FY21	Est FY22	Total 6 Years	FY 23	FY 24	FY 25	FY 26	FY 27	FY 28	Beyond 6 Years
G.O. Bonds	67,507	28,449	6,048	33,010	5,335	5,335	5,585	5,585	5,585	5,585	-
Recordation Tax Premium (MCG)	8,286	8,286	-	-	-	-	-	-	-	-	-
TOTAL FUNDING SOURCES	75,793	36,735	6,048	33,010	5,335	5,335	5,585	5,585	5,585	5,585	-

OPERATING BUDGET IMPACT (\$000s)

Impact Type	Total 6 Years	FY 23	FY 24	FY 25	FY 26	FY 27	FY 28
Maintenance	252	12	24	36	48	60	72
Energy	504	24	48	72	96	120	144
Program-Staff	450	50	50	50	100	100	100
NET IMPACT	1,206	86	122	158	244	280	316
FULL TIME EQUIVALENT (FTE)		1	1	1	2	2	2

APPROPRIATION AND EXPENDITURE DATA (\$000s)

Appropriation FY 23 Request	5,335	Year First Appropriation	FY71
Appropriation FY 24 Request	5,335	Last FY's Cost Estimate	64,123
Cumulative Appropriation	42,783		
Expenditure / Encumbrances	37,507		
Unencumbered Balance	5,276		

PROJECT DESCRIPTION

This project provides for the design, construction, and maintenance of vehicular and pedestrian traffic signals and signal systems including: new and existing signals, reconstruction/replacement of aged and obsolete signals and components, auxiliary signs; Accessible Pedestrian Signals (APS), upgrades of the County's centrally-controlled computerized traffic signal system, and communications and interconnect into the signal system. \$150,000 is included each fiscal year for the installation of accessible pedestrian signals at five intersections to improve pedestrian safety for persons with disabilities. This will provide more easily accessible, raised buttons to press when crossing the road. Also, this effort provides audio cues to indicate when it is safe to cross.

COST CHANGE

Cost increase due to a \$250,000 increase in FY25 to FY28 and the addition of FY27 and FY28 to this ongoing project.

PROJECT JUSTIFICATION

The growth in County population and vehicular registrations continues to produce increasing traffic volumes. Additionally, population growth results in the need for goods and services, contributing to higher vehicle volumes. The resulting increases raise traffic congestion levels and contribute to the increase in the number of vehicle crashes. Managing traffic growth and operations on the County transportation network requires a continued investment in the traffic signal system to increase intersection safety; accommodate changes in traffic patterns and roadway geometry; reduce intersection delays, energy consumption, and air pollution; and provide coordinated movement on arterial routes through effective traffic management and control, by utilizing modern traffic signal technologies. Studies include the Traffic Signal Inspection and Assessment Program (2016), the Infrastructure Maintenance Task Force (2010), and the Pedestrian Safety Initiative (2007), which all identified traffic signals in need of life-cycle replacement as funding is available.

OTHER

Approximately 40 projects are completed annually by a combination of contractual and County work crews. One aspect of this project focuses on improving pedestrian walkability by creating a safe walking environment, utilizing selected engineering technologies, and ensuring Americans with Disabilities Act (ADA) compliance. All new and reconstructed traffic signals are designed and constructed to include appropriate pedestrian features - crosswalks, curb ramps, countdown pedestrian signals, APS, and applicable signing. A significant portion of the traffic signal work will continue to be in the central business districts and other commercial areas, where costs are higher due to more underground utilities and congested work areas. Likewise, new signals in outlying, developing areas are more expensive due to longer runs of communication cable. Since FY97, the fiber optic interconnection of traffic signals has been funded through the Fibernet project. This project will help the County achieve its Vision Zero goals to reduce deaths and serious injuries on County roadways to zero by 2030.

DISCLOSURES

A pedestrian impact analysis will be performed during design or is in progress. Expenditures will continue indefinitely.

COORDINATION

Advanced Transportation Management System, Verizon, FiberNet CIP (No. 509651), Maryland State Highway Administration, Potomac Electric Power Company, Washington Gas and Light, Washington Suburban Sanitary Commission, Montgomery County Pedestrian Safety Advisory Committee, and Citizens Advisory Boards, and Maryland-National Capital Park and Planning Commission.



Library Refurbishment Level of Effort

(P711502)

Category	Culture and Recreation	Date Last Modified	05/20/22
SubCategory	Libraries	Administering Agency	General Services
Planning Area	Countywide	Status	Ongoing

EXPENDITURE SCHEDULE (\$000s)

Cost Elements	Total	Thru FY21	Est FY22	Total 6 Years	FY 23	FY 24	FY 25	FY 26	FY 27	FY 28	Beyond 6 Years
Planning, Design and Supervision	9,447	4,109	1,042	4,296	706	886	716	602	555	831	-
Site Improvements and Utilities	67	67	-	-	-	-	-	-	-	-	-
Construction	18,207	6,811	-	11,396	2,112	2,731	2,497	2,782	-	1,274	-
Other	4,900	1,469	1,073	2,358	341	330	642	665	-	380	-
TOTAL EXPENDITURES	32,621	12,456	2,115	18,050	3,159	3,947	3,855	4,049	555	2,485	-

FUNDING SCHEDULE (\$000s)

Funding Source	Total	Thru FY21	Est FY22	Total 6 Years	FY 23	FY 24	FY 25	FY 26	FY 27	FY 28	Beyond 6 Years
G.O. Bonds	28,699	8,534	2,115	18,050	3,159	3,947	3,855	4,049	555	2,485	-
Recordation Tax Premium (MCG)	1,035	1,035	-	-	-	-	-	-	-	-	-
State Aid	2,887	2,887	-	-	-	-	-	-	-	-	-
TOTAL FUNDING SOURCES	32,621	12,456	2,115	18,050	3,159	3,947	3,855	4,049	555	2,485	-

APPROPRIATION AND EXPENDITURE DATA (\$000s)

Appropriation FY 23 Request	-	Year First Appropriation	FY15
Appropriation FY 24 Request	2,421	Last FY's Cost Estimate	34,794
Cumulative Appropriation	19,256		
Expenditure / Encumbrances	13,183		
Unencumbered Balance	6,073		

PROJECT DESCRIPTION

The Library Refurbishment Level of Effort (LOE) project provides a structured process to modernize all 21 library branches over 20 years with new technologies and service delivery improvements that reflect the latest in 21st century library trends at much less costs than renovations. The improvements include renovated restrooms, creating group collaboration rooms, providing new sit / stand ergonomic service desks, prekindergarten early literacy display elements, new water fountains with bottle filling features, and a general esthetic refurbishment of new paint, carpet and other flooring, and some furnishings. With the addition of funding from the 21st Century Library Level of Effort project, electric connectivity at many tables and seating groups and loanable laptops are provided. Often other level of effort projects provide funding to address roof, mechanical / Heating, Ventilation, and Air Conditioning (HVAC), Americans with Disabilities Act (ADA), window, and lighting repairs or replacements.

ESTIMATED SCHEDULE

The Library Refurbishment LOE started in FY15 with two refurbishments. In FY16, FY17, and FY18, a total of six libraries were refurbished. In FY19, FY20, FY21, and FY22, a total of three libraries were refurbished and one is under construction and expected to be completed in FY22. In FY23 and FY24, two libraries will be refurbished along with the facility assessment of a third and the design of a fourth. The schedule of refurbishments per fiscal year will then transition to completing the facility assessment of one library, design of one library, and the construction of one library per fiscal year. This will enable all 21 libraries to be refurbished by FY29 where the cycle would start over again. The Library Department identifies the libraries to be refurbished 18 months in advance before the planning and design begins, so that applications for state grant funding can be submitted. Notice identifying the specific library projects for the given fiscal year must be provided to Council at least 60 days before any funding is obligated or spent. The notice to Council includes the scope of work, cost estimate, and expenditure schedule for planning design and supervision, construction, and other costs by fiscal year.

COST CHANGE

FY27 and FY28 libraries have been added. Chevy Chase Library has been removed from the library refurbishment schedule. A separate Chevy Chase Library project (P712301) has been created that will provide a mixed-use development with an entirely new library and housing that will help mitigate the County's housing shortage.

PROJECT JUSTIFICATION

Until the implementation of these projects, many of the County Libraries have not been updated in 20 years. The Library Refurbishment LOE will ensure that all libraries are refurbished and updated on a scheduled basis. This will ensure that the libraries continue to meet the community's needs for programs, services, and facilities. The Library Refurbishment projects enable the County to update more libraries over a shorter period with less money than the old approach of renovating only 1 or 2 libraries. Refurbishments also help avoid future major renovations on many buildings.

FISCAL NOTE

FY15 Supplemental in State Aid for \$387,000 was approved for this project for the refurbishment of Twinbrook (\$128,000) and Kensington Park (\$259,000) branches. FY16 Supplemental in State Aid for \$800,000 was approved for this project for the refurbishment of Davis (\$400,000) and Little Falls (\$400,000) branches. FY17 Supplemental in State Aid for \$1,500,000 was approved for this project for the refurbishment of the then Bethesda, now Connie Morella, (\$500,000), Quince Orchard (\$500,000), and White Oak (\$500,000) branches. Amended FY18 for State Aid of \$200,000 for the refurbishment of Long Branch (\$100,000) and Marilyn Praisner (\$100,000) branches. Cost estimates will be refined after facility assessments are completed. Recordation Tax Premium will be used to cover the costs to renovate the Maggie Nightingale Library. Costs in FY25 to FY28 are reduced because the Chevy Chase Library refurbishment costs are reflected instead in the Chevy Chase Library and Redevelopment project.

DISCLOSURES

Expenditures will continue indefinitely. The County Executive asserts that this project conforms to the requirement of relevant local plans, as required by the Maryland Economic Growth, Resource Protection and Planning Act.

COORDINATION

Department of General Services, Department of Public Libraries, Maryland State Department of Education, and Department of Technology & Enterprise Business Solutions.



ADA Compliance: MCPS

(P796235)

Category	Montgomery County Public Schools	Date Last Modified	05/19/22
SubCategory	Countywide	Administering Agency	Public Schools
Planning Area	Countywide	Status	Ongoing

EXPENDITURE SCHEDULE (\$000s)

Cost Elements	Total	Thru FY21	Est FY22	Total 6 Years	FY 23	FY 24	FY 25	FY 26	FY 27	FY 28	Beyond 6 Years
Planning, Design and Supervision	9,416	6,342	658	2,416	550	550	329	329	329	329	-
Construction	34,977	18,220	3,373	13,384	4,950	4,950	871	871	871	871	-
TOTAL EXPENDITURES	44,393	24,562	4,031	15,800	5,500	5,500	1,200	1,200	1,200	1,200	-

FUNDING SCHEDULE (\$000s)

Funding Source	Total	Thru FY21	Est FY22	Total 6 Years	FY 23	FY 24	FY 25	FY 26	FY 27	FY 28	Beyond 6 Years
G.O. Bonds	44,393	24,562	4,031	15,800	5,500	5,500	1,200	1,200	1,200	1,200	-
TOTAL FUNDING SOURCES	44,393	24,562	4,031	15,800	5,500	5,500	1,200	1,200	1,200	1,200	-

APPROPRIATION AND EXPENDITURE DATA (\$000s)

Appropriation FY 23 Request	5,500	Year First Appropriation	FY79
Appropriation FY 24 Request	5,500	Last FY's Cost Estimate	33,393
Cumulative Appropriation	28,593		
Expenditure / Encumbrances	-		
Unencumbered Balance	28,593		

PROJECT DESCRIPTION

Federal and State laws require MCPS to provide program accessibility for all of its activities and to consider various forms of accessibility improvements at existing facilities on a continuing basis. While MCPS provides program accessibility in a manner consistent with current laws, a significant number of existing facilities not scheduled for a capital project in the current six-year CIP are at least partially inaccessible for a variety of disabling conditions. Some combination of elevators, wheelchair lifts, restroom modifications, and other site-specific improvements are required at many of these facilities. Since disabilities of eligible individuals must be considered on a case-by-case basis, additional modifications such as automatic door openers, access ramps, and curb cuts may be required on an ad hoc basis even in facilities previously considered accessible. The increased mainstreaming of special education students has contributed to modifications to existing facilities. Certain ADA modifications results in significant cost avoidance, since transportation may have to be provided for individuals to other venues or programs. On September 15, 2010, the Department of Justice approved revisions to Title II of the Americans with Disabilities Act (ADA), that will require local and state government agencies to comply with these revisions. An FY 2013 appropriation was approved to begin the assessment of MCPS facilities to comply with the approved revision of Title II of the ADA. An FY 2014 appropriation was approved to continue this level of effort project. An FY 2015 appropriation was approved to continue remediation to address the revisions to Title II of the ADA. An FY 2016

appropriation was approved to continue this level of effort project. An FY 2017 appropriation was approved to complete facility modifications due to the revisions of Title II of the ADA and also to continue to provide accessibility modifications where necessary throughout the school system. An FY 2018 appropriation was approved to continue this project. An FY 2019 appropriation was approved to continue this level of effort project. An FY 2020 appropriation was approved to continue this level of effort project. An FY 2021 appropriation was approved to address the findings of a comprehensive accessibility evaluation of all MCPS schools conducted by an independent engineering firm over the past two years to assess facilities and collect data. Summarized tables of the data collected can be found on the Department of Facilities Management website. An FY 2022 appropriation was approved to continue this level of effort project. An FY 2023 appropriation was requested to continue this level of effort project; however, additional funding was requested in the first two years of the six-year plan to address the findings of the self-evaluation process required of state and local agencies to comply with the requirements of Title II of the Americans with Disabilities Act (ADA) and applicable state regulations contained in the accessibility and related chapters of the Maryland Building Code. The appropriation request also will fund a new Facilities ADA Compliance Manager to manage the program, plan improvements, and the coordination of the projects. Due to fiscal constraints, the County Council, in the adopted FY2023-2028 CIP reduced expenditures in FY23 and FY24, therefore, the number of ADA projects will be reduced to align with approved expenditures.

DISCLOSURES

Expenditures will continue indefinitely.

COORDINATION

Advisory Committee for the Handicapped

FY 2023--Salaries and Wages: \$103K, Fringe Benefits \$26K, Workyears: 1, FY2024-2028--Salaries and Wages: \$540, Fringe Benefits \$138K, Workyears: 5



Major Capital Projects - Elementary

(P652101)

Category	Montgomery County Public Schools	Date Last Modified	05/02/22
SubCategory	Countywide	Administering Agency	Public Schools
Planning Area	Countywide	Status	

EXPENDITURE SCHEDULE (\$000s)

Cost Elements	Total	Thru FY21	Est FY22	Total 6 Years	FY 23	FY 24	FY 25	FY 26	FY 27	FY 28	Beyond 6 Years
Planning, Design and Supervision	13,420	3,144	5,704	4,572	3,612	750	210	-	-	-	-
Site Improvements and Utilities	22,353	-	17,231	5,122	4,800	322	-	-	-	-	-
Construction	143,209	-	20,375	122,834	43,922	49,409	29,503	-	-	-	-
Other	6,232	-	775	5,457	5,457	-	-	-	-	-	-
TOTAL EXPENDITURES	185,214	3,144	44,085	137,985	57,791	50,481	29,713	-	-	-	-

FUNDING SCHEDULE (\$000s)

Funding Source	Total	Thru FY21	Est FY22	Total 6 Years	FY 23	FY 24	FY 25	FY 26	FY 27	FY 28	Beyond 6 Years
G.O. Bonds	107,566	3,144	31,999	72,423	29,329	27,209	15,885	-	-	-	-
State Aid	77,648	-	12,086	65,562	28,462	23,272	13,828	-	-	-	-
TOTAL FUNDING SOURCES	185,214	3,144	44,085	137,985	57,791	50,481	29,713	-	-	-	-

APPROPRIATION AND EXPENDITURE DATA (\$000s)

Appropriation FY 23 Request	7,466	Year First Appropriation	
Appropriation FY 24 Request	-	Last FY's Cost Estimate	146,427
Cumulative Appropriation	177,748		
Expenditure / Encumbrances	-		
Unencumbered Balance	177,748		

PROJECT DESCRIPTION

MCPS contracted with an external entity to conduct full facility assessments of all schools during the spring and summer of 2018. This provided an important baseline of facility condition information across all school facilities to inform decision making about capital projects, systemic replacements, and other work needed to address facility infrastructure challenges. The Key Facility Indicator (KFI) data was compiled into a public facing website in the spring of 2019. As part of the amended FY 2019-2024 CIP, the superintendent identified the first set of schools to be included in the Major Capital Project project. At the elementary level, the first set of schools identified are Burnt Mills, South Lake, Woodlin, and Stonegate elementary schools. An FY 2021 appropriation was requested to begin the architectural planning and design for these first four projects. Burnt Mills, South Lake and Woodlin elementary schools have scheduled completion dates of August 2023 and Stonegate Elementary School has a scheduled completion date of January 2024. However, due to fiscal constraints, the County Council, in the adopted FY2021-2026 CIP, approved the completion dates for South Lake, Woodlin, and Stonegate elementary schools one year beyond the Board of Education's request, but maintained the planning

funds. South Lake and Woodlin elementary schools had scheduled completion dates of August 2024 and Stonegate had a scheduled completion date of January 2025. An FY 2022 appropriation and amendment to the FY 2021-2026 CIP was approved to accelerate the completion dates of the four elementary school major capital projects to August 2023. The requested completion dates aligned with the Board of Education's request in the FY 2021-2026 CIP. Based on the request to accelerate the completion dates, an FY 2022 appropriation was approved for construction funds for all of the four elementary major capital projects. An FY 2022 supplemental appropriation and transfer of funds of \$33.941 million in total for four elementary schools (Burnt Mills, South Lake, Stonegate, and Woodlin) was approved, in September 2021, for increases in construction costs. An FY 2022 supplemental appropriation of \$16.725 million in total for four elementary schools (Burnt Mills, South Lake, Stonegate, and Woodlin) was approved, in December 2021, to maximize state aid. An FY 2023 appropriation was approved for Burnt Mills, Stonegate, and Woodlin elementary schools to complete these projects. The approved appropriation also will fund architectural planning and design for Piney Branch ES, the next school identified for a major capital project. Construction funds will be considered in a future CIP, and therefore, the completion date for the Piney Branch ES project is to be determined.

FISCAL NOTE

South Lake ES - Major Capital Project: FY21 supplemental in G.O. Bonds for the amount of \$5,853,000 to accelerate completion date to 2023.

FY22 Supplemental for \$16,725,000 in GO Bonds for Burnt Mills ES (\$5.2 million); South Lake ES (\$2.057 million); Stonegate ES (\$3.528 million); and Woodlin ES (\$5.940 million).

DISCLOSURES

MCPS asserts that this project conforms to the requirement of relevant local plans, as required by the Maryland Economic Growth, Resource Protection and Planning Act.



Planned Life Cycle Asset Repl: MCPS

(P896586)

Category	Montgomery County Public Schools	Date Last Modified	05/19/22
SubCategory	Countywide	Administering Agency	Public Schools
Planning Area	Countywide	Status	Ongoing

EXPENDITURE SCHEDULE (\$000s)

Cost Elements	Total	Thru FY21	Est FY22	Total 6 Years	FY 23	FY 24	FY 25	FY 26	FY 27	FY 28	Beyond 6 Years
Planning, Design and Supervision	21,462	9,122	2,500	9,840	1,920	1,920	1,500	1,500	1,500	1,500	-
Site Improvements and Utilities	15,445	11,445	1,000	3,000	500	500	500	500	500	500	-
Construction	160,825	98,257	13,532	49,036	9,580	9,580	7,469	7,469	7,469	7,469	-
TOTAL EXPENDITURES	197,732	118,824	17,032	61,876	12,000	12,000	9,469	9,469	9,469	9,469	-

FUNDING SCHEDULE (\$000s)

Funding Source	Total	Thru FY21	Est FY22	Total 6 Years	FY 23	FY 24	FY 25	FY 26	FY 27	FY 28	Beyond 6 Years
Aging Schools Program	5,372	4,710	662	-	-	-	-	-	-	-	-
G.O. Bonds	188,218	110,175	16,167	61,876	12,000	12,000	9,469	9,469	9,469	9,469	-
Qualified Zone Academy Funds	4,142	3,939	203	-	-	-	-	-	-	-	-
TOTAL FUNDING SOURCES	197,732	118,824	17,032	61,876	12,000	12,000	9,469	9,469	9,469	9,469	-

APPROPRIATION AND EXPENDITURE DATA (\$000s)

Appropriation FY 23 Request	12,000	Year First Appropriation	FY89
Appropriation FY 24 Request	12,000	Last FY's Cost Estimate	173,660
Cumulative Appropriation	138,734	Partial Closeout Thru FY22	10,705
Expenditure / Encumbrances	-	New Partial Closeout	-
Unencumbered Balance	138,734	Total Partial Closeout	10,705

PROJECT DESCRIPTION

This project funds a comprehensive and ongoing plan to replace key facility and site components based on an inventory of their age and conditions. A comprehensive inventory of all such components has been assembled so that replacements can be anticipated and accomplished in a planned and orderly manner. Facility components included in this project are code corrections, physical education facility/field improvements, school facility exterior resurfacing, partitions, doors, lighting, media center security gates, bleachers, communication systems, and flooring. An FY 2019 appropriation was approved to continue this level of effort project. FY 2019 supplemental appropriation and offsetting reductions of \$2.5 million were approved from this project to the current revitalization/expansion project for Seneca Valley High School. An FY 2020 appropriation and amendment to the adopted FY2019-2024 CIP was approved to address building systems such as physical education facility/field improvements, school facility exterior resurfacing, partitions, doors, lighting, bleachers, communication systems, and flooring. An FY 2021 appropriation was requested to continue this level of effort project. However, due to fiscal constraints, the County Council, in the adopted FY2021-2026

CIP reduced the FY 2021 appropriation by \$5.185 million less than the Board of Education's request. For a list of projects completed during the summer of 2019, see Appendix K of the FY 2021 Educational Facilities Master Plan. An FY 2022 appropriation and amendment to the FY2021-2026 CIP was approved to continue this level of effort project and reinstate the expenditures removed from FY 2022 in the adopted FY2021-2026 CIP. An FY 2023 appropriation was approved to continue this project to address building systems, school facility exterior resurfacing, partitions, doors, lighting, bleachers, communication systems, and flooring; however, the County Council, in the adopted FY2023-2028 CIP, decreased expenditures in FY23 and FY24, therefore, the number of projects to be completed will be reduced to align with the approved expenditures.

FISCAL NOTE

Reflects MCPS correction for funding allocations prior to FY19. FY20 supplemental for \$96,000 in Qualified Zone Academy Funds. FY21 supplemental in Aging Schools Program for the amount of \$602,651. FY21 supplemental in Qualified Zone Academy Funds for the amount of \$216,204. FY22 supplemental in Aging Schools Program for the amount of \$602,651.

DISCLOSURES

Expenditures will continue indefinitely. MCPS asserts that this project conforms to the requirement of relevant local plans, as required by the Maryland Economic Growth, Resource Protection and Planning Act.

COORDINATION

FY 2023 -- Salaries and Wages: \$425K, Fringe Benefits: \$170K, Workyears: 6 FY 2024-2028 -- Salaries and Wages: \$2.125M Fringe Benefits: \$850K, Workyears: 30



Restroom Renovations

(P056501)

Category	Montgomery County Public Schools	Date Last Modified	05/02/22
SubCategory	Countywide	Administering Agency	Public Schools
Planning Area	Countywide	Status	Ongoing

EXPENDITURE SCHEDULE (\$000s)

Cost Elements	Total	Thru FY21	Est FY22	Total 6 Years	FY 23	FY 24	FY 25	FY 26	FY 27	FY 28	Beyond 6 Years
Planning, Design and Supervision	7,420	2,076	2,044	3,300	550	550	550	550	550	550	-
Construction	39,738	16,983	8,055	14,700	2,450	2,450	2,450	2,450	2,450	2,450	-
TOTAL EXPENDITURES	47,158	19,059	10,099	18,000	3,000	3,000	3,000	3,000	3,000	3,000	-

FUNDING SCHEDULE (\$000s)

Funding Source	Total	Thru FY21	Est FY22	Total 6 Years	FY 23	FY 24	FY 25	FY 26	FY 27	FY 28	Beyond 6 Years
G.O. Bonds	47,158	19,059	10,099	18,000	3,000	3,000	3,000	3,000	3,000	3,000	-
TOTAL FUNDING SOURCES	47,158	19,059	10,099	18,000	3,000	3,000	3,000	3,000	3,000	3,000	-

APPROPRIATION AND EXPENDITURE DATA (\$000s)

Appropriation FY 23 Request	3,000	Year First Appropriation	FY05
Appropriation FY 24 Request	3,000	Last FY's Cost Estimate	41,158
Cumulative Appropriation	29,158	Partial Closeout Thru FY22	3,070
Expenditure / Encumbrances	-	New Partial Closeout	-
Unencumbered Balance	29,158	Total Partial Closeout	3,070

PROJECT DESCRIPTION

This project will provide needed modifications to specific areas of restroom facilities. A study was conducted in FY 2004 to evaluate restrooms for all schools that were built or renovated before 1985. Ratings were based upon visual inspections of the existing materials and fixtures as of August 1, 2003. Ratings also were based on conversations with the building services managers, principals, vice principals, and staffs about the existing conditions of the restroom facilities. The numeric rating for each school was based on an evaluation method using a preset number scale for the assessment of the existing plumbing fixtures, accessories, and room finish materials. In FY 2010, a second round of assessments were completed, which included a total of 110 schools, including holding facilities. BY FY 2018 all 110 schools assessed were completed. An FY 2019 appropriation was approved for the next phase of this project. An FY 2019 supplemental appropriation and offsetting reductions of \$2 million were approved from this project to the current revitalization/expansion project for Seneca Valley High School. An FY 2020 appropriation and amendment to the adopted FY2019-2024 CIP was approved to address restroom facilities throughout the school system including plumbing fixtures, accessories, and room finish materials. An FY 2021 appropriation of \$3 million was requested to continue this level of effort project and address restroom facilities systemwide. However, due to fiscal constraints, the County Council, in the adopted FY2021-2026 CIP, reduced the appropriation by \$547,000 less than the Board of Education's request. An FY 2022 appropriation was approved to continue this level

of effort project. An FY 2023 appropriation was approved to address restroom facilities throughout the school system including plumbing fixtures, accessories, and room finish materials.



Roof Replacement: MCPS

(P766995)

Category	Montgomery County Public Schools	Date Last Modified	05/22/22
SubCategory	Countywide	Administering Agency	Public Schools
Planning Area	Countywide	Status	Ongoing

EXPENDITURE SCHEDULE (\$000s)

Cost Elements	Total	Thru FY21	Est FY22	Total 6 Years	FY 23	FY 24	FY 25	FY 26	FY 27	FY 28	Beyond 6 Years
Planning, Design and Supervision	12,500	2,200	3,900	6,400	1,200	1,200	1,000	1,000	1,000	1,000	-
Construction	125,975	41,993	26,382	57,600	10,800	10,800	9,000	9,000	9,000	9,000	-
TOTAL EXPENDITURES	138,475	44,193	30,282	64,000	12,000	12,000	10,000	10,000	10,000	10,000	-

FUNDING SCHEDULE (\$000s)

Funding Source	Total	Thru FY21	Est FY22	Total 6 Years	FY 23	FY 24	FY 25	FY 26	FY 27	FY 28	Beyond 6 Years
G.O. Bonds	87,847	40,968	14,879	32,000	6,000	6,000	5,000	5,000	5,000	5,000	-
State Aid	50,628	3,225	15,403	32,000	6,000	6,000	5,000	5,000	5,000	5,000	-
TOTAL FUNDING SOURCES	138,475	44,193	30,282	64,000	12,000	12,000	10,000	10,000	10,000	10,000	-

APPROPRIATION AND EXPENDITURE DATA (\$000s)

Appropriation FY 23 Request	12,000	Year First Appropriation	FY76
Appropriation FY 24 Request	12,000	Last FY's Cost Estimate	114,475
Cumulative Appropriation	74,475	Partial Closeout Thru FY22	19,764
Expenditure / Encumbrances	-	New Partial Closeout	-
Unencumbered Balance	74,475	Total Partial Closeout	19,764

PROJECT DESCRIPTION

The increasing age of buildings has created a backlog of work to replace roofs on their expected 20 year life cycle. Roofs are replaced when schools are not in session, and are scheduled during the summer. This is an annual request, funded since FY 1976. An FY 2018 appropriation was approved for partial roof replacements at Brookhaven, Farmland, Fox Chapel and Greenwood elementary schools; and, Winston Churchill, Damascus, and Springbrook high schools. The request also will fund full roof replacements at Germantown, Highland View, and Poolesville elementary schools. An FY 2019 appropriation was requested for partial roof replacements at Highland, Jackson Road, and Sally K. Ride elementary schools; Julius West Middle School; Clarksburg, Damascus, and Springbrook high schools; and, a full roof replacement at Shady Grove Middle School. However, the County Council reduced the FY 2019 appropriation by \$4 million. Therefore, the list shown above will be aligned with the approved funding level for FY 2019. An FY 2019 supplemental appropriation and offsetting reductions of \$3 million were approved from this project to the current revitalization/expansion project for Seneca Valley High School. An FY 2020 appropriation was approved to continue this level of effort project for partial and full roof replacement projects at various schools throughout the county. An FY 2021 appropriation was requested for full and/or partial roof replacements at Bethesda and Damascus elementary schools, Kingsview, John Poole, and Westland

middle schools. However, due to fiscal constraints, the County Council, in the adopted FY2021-2026 CIP reduced the FY2021 appropriation by \$4 million less than the Board of Education's request. Therefore, the project list noted above will be aligned with the FY2021 approved expenditures. An FY 2022 appropriation and amendment to the FY 2021-2026 CIP was approved to continue this level of effort project for partial and full roof replacement projects at various schools throughout the county. The approved amendment for FY 2022 reinstates the expenditures that were removed as part of the adopted FY 2021-2026 CIP. An FY 2023 appropriation was approved to continue this level of effort project for partial and full roof replacement projects at 3 high schools and 9 elementary schools.

FISCAL NOTE

Reflects MCPS correction for funding allocations prior to FY19. FY23 State aid award for \$10.275 million for multiple years.

DISCLOSURES

Expenditures will continue indefinitely. MCPS asserts that this project conforms to the requirement of relevant local plans, as required by the Maryland Economic Growth, Resource Protection and Planning Act.

COORDINATION

FY 2023-- Salaries and Wages: \$86K, Fringe Benefits: \$34K, Workyears: 1 FY 2024-2028 -- Salaries and Wages: \$430K, Fringe Benefits: \$172K, Workyears:5



Gaithersburg Cluster Elementary School #8

(P651518)

Category	Montgomery County Public Schools	Date Last Modified	05/19/22
SubCategory	Individual Schools	Administering Agency	Public Schools
Planning Area	Gaithersburg and Vicinity	Status	Planning Stage

EXPENDITURE SCHEDULE (\$000s)

Cost Elements	Total	Thru FY21	Est FY22	Total 6 Years	FY 23	FY 24	FY 25	FY 26	FY 27	FY 28	Beyond 6 Years
Planning, Design and Supervision	2,757	2,444	313	-	-	-	-	-	-	-	-
Site Improvements and Utilities	5,850	-	5,850	-	-	-	-	-	-	-	-
Construction	32,250	6,059	15,271	10,920	10,920	-	-	-	-	-	-
Other	1,325	-	1,325	-	-	-	-	-	-	-	-
TOTAL EXPENDITURES	42,182	8,503	22,759	10,920	10,920	-	-	-	-	-	-

FUNDING SCHEDULE (\$000s)

Funding Source	Total	Thru FY21	Est FY22	Total 6 Years	FY 23	FY 24	FY 25	FY 26	FY 27	FY 28	Beyond 6 Years
G.O. Bonds	29,182	4,537	13,725	10,920	10,920	-	-	-	-	-	-
Recordation Tax	3,114	3,114	-	-	-	-	-	-	-	-	-
School Facilities Payment	1,161	852	309	-	-	-	-	-	-	-	-
State Aid	8,725	-	8,725	-	-	-	-	-	-	-	-
TOTAL FUNDING SOURCES	42,182	8,503	22,759	10,920	10,920	-	-	-	-	-	-

OPERATING BUDGET IMPACT (\$000s)

Impact Type	Total 6 Years	FY 23	FY 24	FY 25	FY 26	FY 27	FY 28
Maintenance	408	68	68	68	68	68	68
Energy	150	25	25	25	25	25	25
NET IMPACT	558	93	93	93	93	93	93

APPROPRIATION AND EXPENDITURE DATA (\$000s)

Appropriation FY 23 Request	-	Year First Appropriation	FY16
Appropriation FY 24 Request	-	Last FY's Cost Estimate	42,182
Cumulative Appropriation	42,182		
Expenditure / Encumbrances	-		
Unencumbered Balance	42,182		

PROJECT DESCRIPTION

Elementary school student enrollment growth continues in the Gaithersburg Cluster and, therefore, several schools exceed their program capacities-Gaithersburg, Rosemont, Strawberry Knoll, Summit Hall, and Washington Grove elementary schools. In April 2017, the Board of Education approved the construction of an addition at Gaithersburg Elementary School. A feasibility study was conducted for the addition at Gaithersburg Elementary School and revealed a number of challenges. Based on those challenges, as well as the absence of a solution in the approved CIP to address the overutilization at Rosemont and Strawberry Knoll elementary schools, the Board of Education, on August 31, 2017, approved that a Site Selection Advisory Committee convene to evaluate potential elementary school sites in the Gaithersburg Cluster. On February 26, 2018, the superintendent of school supported the Site Selection Advisory Committee recommendation and recommended the City of Gaithersburg Kelley Park site as the location for the new Gaithersburg Cluster Elementary School. On March 22, 2018, the Board of Education approved the superintendent of schools recommendation. It is likely that funding for this project will be adjusted next fall as part of the FY 2021-2026 CIP process. An FY 2019 appropriation was approved to begin the planning for this new school. Funding requested in the FY 2021-2026 CIP reflects the expenditures needed for this new elementary school. An FY 2021 appropriation was approved for construction funds. Due to a shortfall of expenditures for this project, an FY 2021 Capital Budget unexpended project balance transfer and amendment to the FY2021-2026 CIP was approved. The surplus funds were identified from Current Revitalizations/Expansions projects and transferred to the Local Unliquidated Surplus Account. An FY 2022 appropriation was approved to complete this project. This new school is scheduled to be completed August 2022.

FISCAL NOTE

Transfer in GO Bonds from Maryvale ES Current Rev/Ex for \$846,505, Potomac ES Current Rev/Ex for \$362,021, Tilden MS Current Rev/Ex for \$1,550,416 and Luxmanor ES Current Rev/Ex for \$423,284.

DISCLOSURES

MCPS asserts that this project conforms to the requirement of relevant local plans, as required by the Maryland Economic Growth, Resource Protection and Planning Act.



Highland View ES Addition

(P652001)

Category	Montgomery County Public Schools	Date Last Modified	05/19/22
SubCategory	Individual Schools	Administering Agency	Public Schools
Planning Area	Silver Spring and Vicinity	Status	Planning Stage

EXPENDITURE SCHEDULE (\$000s)

Cost Elements	Total	Thru FY21	Est FY22	Total 6 Years	FY 23	FY 24	FY 25	FY 26	FY 27	FY 28	Beyond 6 Years
Planning, Design and Supervision	1,051	-	775	276	175	101	-	-	-	-	-
Site Improvements and Utilities	1,950	-	-	1,950	-	-	950	1,000	-	-	-
Construction	13,214	-	-	13,214	-	-	875	5,394	3,745	3,200	-
Other	560	-	-	560	-	-	-	-	560	-	-
TOTAL EXPENDITURES	16,775	-	775	16,000	175	101	1,825	6,394	4,305	3,200	-

FUNDING SCHEDULE (\$000s)

Funding Source	Total	Thru FY21	Est FY22	Total 6 Years	FY 23	FY 24	FY 25	FY 26	FY 27	FY 28	Beyond 6 Years
G.O. Bonds	16,775	-	775	16,000	175	101	1,825	6,394	4,305	3,200	-
TOTAL FUNDING SOURCES	16,775	-	775	16,000	175	101	1,825	6,394	4,305	3,200	-

APPROPRIATION AND EXPENDITURE DATA (\$000s)

Appropriation FY 23 Request	-	Year First Appropriation	FY20
Appropriation FY 24 Request	-	Last FY's Cost Estimate	16,775
Cumulative Appropriation	16,775		
Expenditure / Encumbrances	-		
Unencumbered Balance	16,775		

PROJECT DESCRIPTION

Enrollment projections indicate that Highland View Elementary School will continue to exceed capacity through the six-year planning period. This is a small elementary school and is projected to be 139% overutilized by the end of the six-year period. Currently, there are six relocatable classrooms on-site, and it will be a challenge to place additional relocatable classrooms if needed in the future. A feasibility study for a classroom addition was conducted in FY 2010. An FY 2020 appropriation was approved to begin the architectural design for this addition project. As part of the *Board of Education's Requested FY 2022 Capital Budget and Amendments to the FY 2021-2026 CIP*, funds were reallocated from the Silver Spring International Middle School addition project to this project to construct the addition at Highland View Elementary School with a completion date of August 2025. The FY 2022 approved appropriation reflects the previously appropriated funds from the Silver Spring International Middle School addition project. The County Council, as part of the adopted FY2023-2028 CIP, delayed the construction expenditures for this project by two years. Therefore, this addition project is now scheduled to be completed August 2027.



John F. Kennedy HS Addition

(P651906)

Category	Montgomery County Public Schools	Date Last Modified	05/21/22
SubCategory	Individual Schools	Administering Agency	Public Schools
Planning Area	Kensington-Wheaton	Status	Planning Stage

EXPENDITURE SCHEDULE (\$000s)

Cost Elements	Total	Thru FY21	Est FY22	Total 6 Years	FY 23	FY 24	FY 25	FY 26	FY 27	FY 28	Beyond 6 Years
Planning, Design and Supervision	1,775	1,300	475	-	-	-	-	-	-	-	-
Site Improvements and Utilities	5,956	2,367	2,089	1,500	1,500	-	-	-	-	-	-
Construction	17,937	-	8,664	9,273	9,273	-	-	-	-	-	-
Other	910	-	910	-	-	-	-	-	-	-	-
TOTAL EXPENDITURES	26,578	3,667	12,138	10,773	10,773	-	-	-	-	-	-

FUNDING SCHEDULE (\$000s)

Funding Source	Total	Thru FY21	Est FY22	Total 6 Years	FY 23	FY 24	FY 25	FY 26	FY 27	FY 28	Beyond 6 Years
G.O. Bonds	18,618	178	10,252	8,188	8,188	-	-	-	-	-	-
Schools Impact Tax	3,489	3,489	-	-	-	-	-	-	-	-	-
State Aid	4,471	-	1,886	2,585	2,585	-	-	-	-	-	-
TOTAL FUNDING SOURCES	26,578	3,667	12,138	10,773	10,773	-	-	-	-	-	-

OPERATING BUDGET IMPACT (\$000s)

Impact Type	Total 6 Years	FY 23	FY 24	FY 25	FY 26	FY 27	FY 28
Maintenance	522	87	87	87	87	87	87
Energy	192	32	32	32	32	32	32
NET IMPACT	714	119	119	119	119	119	119

APPROPRIATION AND EXPENDITURE DATA (\$000s)

Appropriation FY 23 Request	-	Year First Appropriation	FY19
Appropriation FY 24 Request	-	Last FY's Cost Estimate	26,578
Cumulative Appropriation	26,578		
Expenditure / Encumbrances	-		
Unencumbered Balance	26,578		

PROJECT DESCRIPTION

In order to address the overutilization at the high school level in the Downcounty Consortium and at Walter Johnson High School, the

Board of Education's requested FY 2019-2024 CIP included three capital projects to address the overutilization in these areas. The requested CIP includes an expansion of Northwood High School, the reopening of Charles W. Woodward High School, and an addition at John F. Kennedy High School. Therefore, an FY 2019 appropriation was approved to begin planning for the addition at John F. Kennedy High School. An FY 2020 appropriation was approved for construction funds. Additional funding is requested in the FY 2021-2026 CIP beyond the approved funding level to address site improvements needed at the school once the addition is complete. An FY 2021 appropriation was approved to complete this project. This addition is scheduled to be completed August 2022.

FISCAL NOTE

FY23 State Aid (balance) for \$2.585 million.

DISCLOSURES

MCPS asserts that this project conforms to the requirement of relevant local plans, as required by the Maryland Economic Growth, Resource Protection and Planning Act.

COORDINATION

Mandatory Referral - M-NCPPC, Department of Environmental Protection, Building Permits:, Code Review, Fire Marshall, Department of Transportation, Inspections, Sediment Control, Stormwater Management, WSSC Permits



Westbrook ES Addition

(P652107)

Category	Montgomery County Public Schools	Date Last Modified	05/22/22
SubCategory	Individual Schools	Administering Agency	Public Schools
Planning Area	Bethesda-Chevy Chase and Vicinity	Status	Planning Stage

EXPENDITURE SCHEDULE (\$000s)

Cost Elements	Total	Thru FY21	Est FY22	Total 6 Years	FY 23	FY 24	FY 25	FY 26	FY 27	FY 28	Beyond 6 Years
Planning, Design and Supervision	618	-	376	242	242	-	-	-	-	-	-
Construction	3,563	-	-	3,563	2,117	1,446	-	-	-	-	-
Other	210	-	-	210	210	-	-	-	-	-	-
TOTAL EXPENDITURES	4,391	-	376	4,015	2,569	1,446	-	-	-	-	-

FUNDING SCHEDULE (\$000s)

Funding Source	Total	Thru FY21	Est FY22	Total 6 Years	FY 23	FY 24	FY 25	FY 26	FY 27	FY 28	Beyond 6 Years
G.O. Bonds	4,175	-	376	3,799	2,569	1,230	-	-	-	-	-
State Aid	216	-	-	216	-	216	-	-	-	-	-
TOTAL FUNDING SOURCES	4,391	-	376	4,015	2,569	1,446	-	-	-	-	-

APPROPRIATION AND EXPENDITURE DATA (\$000s)

Appropriation FY 23 Request	210	Year First Appropriation	FY22
Appropriation FY 24 Request	-	Last FY's Cost Estimate	4,391
Cumulative Appropriation	4,181		
Expenditure / Encumbrances	-		
Unencumbered Balance	4,181		

PROJECT DESCRIPTION

Projections indicate that enrollment will exceed capacity throughout the six-year planning period at Somerset Elementary School. Due to the small site size and site limitations at Somerset Elementary School, an addition at Westbrook Elementary School is requested to relieve the overutilization at Somerset Elementary School. When Westbrook Elementary School was modernized, a classroom shell was included in the construction project. This request is to build-out the classroom shell to accommodate students from Somerset Elementary School. An FY 2021 appropriation was requested for the build-out of the classroom shell. Due to fiscal constraints, the County Council, in the adopted FY2021-2026 CIP removed all expenditures for this project. The Bethesda Elementary School service area is adjacent to the Somerset Elementary School service area and will remain overutilized for the six-year planning period. The adopted CIP included funds for an addition at Bethesda Elementary School to address the overutilization. As part of the *Board of Education's Requested FY 2022 Capital Budget and Amendments to the FY 2021-2026 CIP* process, the Board of Education reexamined the available capacity at Westbrook Elementary School and the additional capacity gained with the addition at this school. As a result, the Board of Education's requested amended CIP included removal of the planning and construction funds from the Bethesda

Elementary School addition project and a reallocation of a portion of those funds for the shell build-out to address the overutilization at both Bethesda and Somerset elementary schools. An FY 2022 appropriation and amendment to the FY2021-2026 CIP was approved to construct this shell build-out. An FY 2023 appropriation was approved to complete this project. This project is scheduled to be completed August 2022.

FISCAL NOTE

State Aid projected under the IAC Capital Improvement Program or the Built To Learn Act for school construction program.

DISCLOSURES

MCPS asserts that this project conforms to the requirement of relevant local plans, as required by the Maryland Economic Growth, Resource Protection and Planning Act.



Capital Renewal: College

(P096600)

Category	Montgomery College	Date Last Modified	01/08/22
SubCategory	Higher Education	Administering Agency	Montgomery College
Planning Area	Countywide	Status	Ongoing

EXPENDITURE SCHEDULE (\$000s)

Cost Elements	Total	Thru FY21	Est FY22	Total 6 Years	FY 23	FY 24	FY 25	FY 26	FY 27	FY 28	Beyond 6 Years
Planning, Design and Supervision	5,486	1,867	1,819	1,800	300	300	300	300	300	300	-
Construction	27,772	13,152	3,920	10,700	700	3,200	1,700	1,700	1,700	1,700	-
Other	1,688	1,641	47	-	-	-	-	-	-	-	-
TOTAL EXPENDITURES	34,946	16,660	5,786	12,500	1,000	3,500	2,000	2,000	2,000	2,000	-

FUNDING SCHEDULE (\$000s)

Funding Source	Total	Thru FY21	Est FY22	Total 6 Years	FY 23	FY 24	FY 25	FY 26	FY 27	FY 28	Beyond 6 Years
G.O. Bonds	34,946	16,660	5,786	12,500	1,000	3,500	2,000	2,000	2,000	2,000	-
TOTAL FUNDING SOURCES	34,946	16,660	5,786	12,500	1,000	3,500	2,000	2,000	2,000	2,000	-

APPROPRIATION AND EXPENDITURE DATA (\$000s)

Appropriation FY 23 Request	1,000	Year First Appropriation	FY09
Appropriation FY 24 Request	3,500	Last FY's Cost Estimate	29,946
Cumulative Appropriation	22,446		
Expenditure / Encumbrances	17,463		
Unencumbered Balance	4,983		

PROJECT DESCRIPTION

This project provides funding for the capital renewal and major renovation of College facilities for new and changing College academic programs and student service operations. The major focus of this project is to support programmatic changes to College facilities and operations by allowing the College to continue an on-going building modernization effort where State aid is lacking. With this project, the College will selectively focus State aid requests on high cost projects utilizing these County funds to support an on-going renovation effort on each campus. In conjunction with programmatic improvements and modifications, this project will replace aging building systems, such as heating, air conditioning, electrical, plumbing, etc., provide furniture, fixtures, and equipment; and update facilities to current building codes and regulations.

LOCATION

Collegewide

COST CHANGE

Supplemental of \$1m in FY21 for an ignITe Innovation Hub on the Rockville Campus. Increase in six-year period due to addition of FY27 and FY28.

PROJECT JUSTIFICATION

Starting FY2009, the County approved funding several renovation projects from the Capital Renewal project. These renovation projects were less likely to receive funding from the State, and as a result five projects at that time were merged into the Capital Renewal project. In November 2007, the College updated a comprehensive building system/equipment assessment, including site utilities and improvements, that identified deficiencies, prioritized replacements and upgrades, and provides the framework for implementing a systematic capital renewal program to complement on-going preventive maintenance efforts. The College continues to have a significant backlog of major building systems and equipment renovations and/or replacements due to the age of the Campuses and deferral of major equipment replacement. Key components of the HVAC, mechanical and electrical systems are outdated, energy inefficient, and costly to continue to repair. The renovation and/or replacement of major building systems, building components and equipment, and site improvements will significantly extend the useful life of the College's buildings and correct safety and environmental problems. The Collegewide Facilities Condition Assessment identified a \$188 million deferred maintenance backlog for the three campuses. If additional financial resources are not directed at this problem, College facilities will continue to deteriorate leading to higher cost renovations or building replacements. Related studies include the Montgomery College 2025 Strategic Plan, Collegewide Facilities Condition Assessment Update (12/13), and Collegewide Facilities Master Plan Update (2/21), and Collegewide Utilities Master Plan (Pending 2021).

OTHER

FY23 Appropriation: \$1,000,000 (G.O. Bonds). FY24 Appropriation: \$3,500,000 (G.O. Bonds).

FISCAL NOTE

FY21 supplemental for \$1 million in GO Bonds.

DISCLOSURES

Expenditures will continue indefinitely.

COORDINATION

Energy Conservation: College (CIP No. P816611), Facility Planning: College (CIP No. P886686), Planned Lifecycle Asset Replacement: College (CIP No. P926659), Roof Replacement: College (CIP No. P876664), Site Improvements: College (CIP No. P076601)



Planned Lifecycle Asset Replacement: College (P926659)

Category	Montgomery College	Date Last Modified	09/20/21
SubCategory	Higher Education	Administering Agency	Montgomery College
Planning Area	Countywide	Status	Ongoing

EXPENDITURE SCHEDULE (\$000s)

Cost Elements	Total	Thru FY21	Est FY22	Total 6 Years	FY 23	FY 24	FY 25	FY 26	FY 27	FY 28	Beyond 6 Years
Planning, Design and Supervision	9,902	6,153	1,349	2,400	400	400	400	400	400	400	-
Construction	78,133	52,763	2,233	23,137	3,600	5,137	3,600	3,600	3,600	3,600	-
Other	635	534	101	-	-	-	-	-	-	-	-
TOTAL EXPENDITURES	88,670	59,450	3,683	25,537	4,000	5,537	4,000	4,000	4,000	4,000	-

FUNDING SCHEDULE (\$000s)

Funding Source	Total	Thru FY21	Est FY22	Total 6 Years	FY 23	FY 24	FY 25	FY 26	FY 27	FY 28	Beyond 6 Years
Current Revenue: General	1,940	1,940	-	-	-	-	-	-	-	-	-
G.O. Bonds	86,730	57,510	3,683	25,537	4,000	5,537	4,000	4,000	4,000	4,000	-
TOTAL FUNDING SOURCES	88,670	59,450	3,683	25,537	4,000	5,537	4,000	4,000	4,000	4,000	-

APPROPRIATION AND EXPENDITURE DATA (\$000s)

Appropriation FY 23 Request	4,000	Year First Appropriation	FY93
Appropriation FY 24 Request	5,537	Last FY's Cost Estimate	79,687
Cumulative Appropriation	63,133		
Expenditure / Encumbrances	59,913		
Unencumbered Balance	3,220		

PROJECT DESCRIPTION

This project provides funding for a comprehensive lifecycle renewal and replacement program to protect the investment in College facilities and equipment and to meet current safety and environmental requirements. Funding also provides for project management contract services. This collegewide project is targeted at deteriorating facilities and deferred maintenance of major building systems. This project includes: (1) HVAC system renovation/replacement; (2) major mechanical/plumbing equipment renovation/replacement; (3) interior and exterior lighting system renovation/replacements; (4) electrical service/switchgear renovation/replacement; (5) building structural and exterior envelope refurbishment; (6) asbestos removals not tied to building renovations; (7) major carpet replacement; (8) underground petroleum tank upgrades; and (9) site utility, and site infrastructure replacement/ improvements. Note: The Life Safety Systems project, (CIP No. P046601), has been merged into this project. This project also provides design and construction funding for the correction of life safety and fire code deficiencies identified in the Collegewide Facilities Condition Audit. The scope of this project includes the installation and/or replacement of fire alarm systems, fire sprinkler systems, smoke control systems, emergency power systems, emergency lighting systems, public address systems, and similar equipment and operations.

LOCATION

Collegewide

COST CHANGE

FY23 increased to level of effort. Additional increase due to addition of FY27 and FY28.

PROJECT JUSTIFICATION

In November 2007 (December 2013 update), the College updated a comprehensive building system/equipment assessment, including site utilities and improvements, that identified deficiencies, prioritized replacements and upgrades, and provided the framework for implementing a systematic capital renewal program to complement on-going preventive maintenance efforts. The College continues to have a significant backlog of major building systems and equipment renovations and/or replacements due to the age of the Campuses and deferral of major equipment replacement. Key components of the HVAC, mechanical and electrical systems are outdated, energy inefficient, and costly to continue to repair. The renovation and/or replacement of major building systems, building components and equipment, and site improvements will significantly extend the useful life of the College's buildings and correct safety and environmental problems. The Collegewide Facilities Condition Assessment Update (12/13) identified a \$188 million deferred maintenance backlog for the three campuses. If additional financial resources are not directed at this problem, facilities will continue to deteriorate leading to higher cost renovations or building replacements. The Collegewide Facilities Condition Audit identified various life safety concerns on all three campuses. This project allows the College to address the concerns, replacing and/or installing appropriate life safety or fire code measures, and ensuring compliance with applicable life safety, fire, and building codes. Other relevant plans and studies include the Montgomery College 2025 Strategic Plan, Collegewide Facilities Master Plan Update (2/21), and the County Council Report of the Infrastructure Maintenance Task Force (3/16).

OTHER

FY23 Appropriation: \$4,000,000 (G.O. Bonds). FY24 Appropriation: \$5,537,000 (G.O. Bonds). The following fund transfers have been made from this project: \$47,685 to Takoma Park Child Care Center (CIP No. P946657) (BOT Resol. #93-106, #94-26 & #941-28); \$185,000 to Rockville Surge Building (CIP No. P966665) (BOT Resol. #11-2291 - 1/21/97); \$7,000 to Planning, Design & Construction (CIP No. P906605) (BOT Resol. #01-153); \$91,175 to the Art Building Renovation Project (CIP No. P906608) (BOT Resol. # 06-09-106 - 9/18/06); \$250,000 to the Takoma Park Expansion Project (CIP No. P996662) (BOT Resol. #07-01-005 - 1/16/07); and \$1,400,000 to the Roof Replacement Project (#P876664)(BOT Resol. #19-041,05/13/19). The following fund transfers have been made into this project: \$15,000 from Central Plant Distribution System (CIP No. P886676) (BOT Resol. #98-82 - 6/15/98), \$25,000 from Clean Air Act (CIP No. P956643) (BOT Resol. # 98-82 - 6/15/98), \$24,000 from the Rockville Campus Science Center Project (CIP No. P036600) (BOT Resol. # 15-03-025 - 03/23/15); and \$1,861,000 in G.O. Bonds from Science West Building Renovation (#P076622). Beginning in FY98, the portion of this project funded by County Current Revenues migrated to the College's Operating Budget. Reflecting the migration of this portion of the project, the College's Operating Budget includes funds for this effort. The following fund transfer has been made from this project: \$67,000 to the Commons Building Renovation Project (CIP No. P056601) (BOT Resolution #10-08-057, 07/31/10). In FY19, \$1,861,000 in G.O. Bonds were transferred from the Science West Building Renovation project (#P076622). In FY20, \$31,000 was transferred from the Macklin Towers Alteration project (P036603) to the Planned Lifecycle Asset Replacement project (BOT Resol.# 20-06-065, 6/22/20).

DISCLOSURES

Expenditures will continue indefinitely.

COORDINATION

This project is coordinated with Utility Master Plans and building renovations on the Rockville, Germantown, and Takoma Park/Silver Spring Campuses; and the following projects:, Capital Renewal: College (CIP No. P096600), Elevator Modernization: College (CIP No. P046600), Energy Conservation: College (CIP No. P816611), Facility Planning: College (CIP No. P886686), Roof Replacement: College (CIP No. P876664).



Roof Replacement: College

(P876664)

Category	Montgomery College	Date Last Modified	01/08/22
SubCategory	Higher Education	Administering Agency	Montgomery College
Planning Area	Countywide	Status	Ongoing

EXPENDITURE SCHEDULE (\$000s)

Cost Elements	Total	Thru FY21	Est FY22	Total 6 Years	FY 23	FY 24	FY 25	FY 26	FY 27	FY 28	Beyond 6 Years
Planning, Design and Supervision	2,107	1,061	446	600	100	100	100	100	100	100	-
Construction	20,153	9,939	2,319	7,895	400	2,562	1,740	970	500	1,723	-
TOTAL EXPENDITURES	22,260	11,000	2,765	8,495	500	2,662	1,840	1,070	600	1,823	-

FUNDING SCHEDULE (\$000s)

Funding Source	Total	Thru FY21	Est FY22	Total 6 Years	FY 23	FY 24	FY 25	FY 26	FY 27	FY 28	Beyond 6 Years
Current Revenue: General	1,248	1,248	-	-	-	-	-	-	-	-	-
G.O. Bonds	19,809	8,549	2,765	8,495	500	2,662	1,840	1,070	600	1,823	-
State Aid	1,203	1,203	-	-	-	-	-	-	-	-	-
TOTAL FUNDING SOURCES	22,260	11,000	2,765	8,495	500	2,662	1,840	1,070	600	1,823	-

APPROPRIATION AND EXPENDITURE DATA (\$000s)

Appropriation FY 23 Request	500	Year First Appropriation	FY87
Appropriation FY 24 Request	2,662	Last FY's Cost Estimate	18,331
Cumulative Appropriation	13,765		
Expenditure / Encumbrances	11,478		
Unencumbered Balance	2,287		

PROJECT DESCRIPTION

This project provides for the replacement/major repair of roofs and entrance canopies on buildings at all three campuses, including the addition of roof insulation as part of the replacement work. Project costs are based on comprehensive roof surveys of all College buildings completed in 2008. An update to this survey was completed in FY18.

LOCATION

Collegewide

COST CHANGE

Increase in FY26 due to additional projects in schedule. Remaining increase due to addition of FY27 and FY28. \$1.4 million transferred to this project from Site Improvements project in FY22.

PROJECT JUSTIFICATION

The College has implemented a roof replacement/renovation program to respond to the aging of building roofs. The program provides for the periodic evaluation of roofs on a four year cycle. The current roof replacement/major repair schedule delineates specific building projects.. Roofs requiring major renovation are generally ten years or older in age. In the initial replacement cycle, approximately 33% of the construction cost is for the addition of roof insulation on each building. Added insulation results in an average five year payback due to reduced energy costs and lower replacement costs of mechanical equipment retrofits in building renovations. This project is coordinated with the College's building renovation program and with the replacement of major roof-top building equipment. Related studies include the Montgomery College 2020 Strategic Plan, Collegewide Roof Surveys Update (2018), a Collegewide Facilities Condition Assessment Update (12/13) and the Collegewide Master Plan 2013-2023 (2/21).

OTHER

FY23 Appropriation: \$500,000 (G.O. Bonds). FY24 Appropriation: \$2,662,000 (G.O. Bonds). By County Council Resolution #12-663, the cumulative project appropriation was reduced by \$65,000 in FY92. In addition, the State share was reduced by \$65,000 in FY92. FY87-FY91, and FY93 project funding was 100% current revenue. FY92 funding was current revenue and State aid. No appropriations were made to this project in FY94 and FY95. In FY96, funding was changed to G.O Bonds and State aid. State aid applies only to roof replacement design and construction. Roof surveys are 100% County G.O. Bond funded. In FY19, \$813,000 in G.O. Bonds was reallocated from the Bioscience Education Center project (#P056603) and \$937,000 in G.O. Bonds were reallocated from the Science West Building Renovation project (#P076622). In FY19, \$813,000 in G.O. Bonds reallocated from the Germantown Bioscience Education Center project (#P056603) and \$937,000 reallocated from Science West Building Renovation (#P076622). The following fund transfer has been made into this project: \$1,400,000 from the Planned Asset Replacement project (#P926659)(BOT Res. #19-05-041,5/13/19); The following fund transfers have been made to this project: \$1,400,000 from Site Improvements (#076601) (BOT Resol. #22-09-004, 9/20/21).

DISCLOSURES

Expenditures will continue indefinitely. Montgomery College asserts that this project conforms to the requirement of relevant local plans, as required by the Maryland Economic Growth, Resource Protection and Planning Act.

COORDINATION

Energy Conservation (CIP No. P816611), Planned Lifecycle Asset Replacement: College (CIP No. P926659), FY22 - Takoma Park/Silver Spring Health Sciences Center, and Rockville Campus Center; FY23 - Germantown High Technology Building, FY24 - Rockville Gudelsky Building, and Rockville Humanities Building; FY25 - Short Term Roof Repairs, Semi Annual Roof Inspections, and Rockville Central Services Building; FY26 - Rockville Macklin Tower, and Rockville Counseling and Advising Building; FY27 - Takoma Park/Silver Spring Commons Building (partial), and FY28 - Takoma/Silver Spring Mathematics Pavilion, North Pavilion, Pavilions 1, 2, and 4.



Legacy Open Space

(P018710)

Category	M-NCPPC	Date Last Modified	05/20/22
SubCategory	Acquisition	Administering Agency	M-NCPPC
Planning Area	Countywide	Status	Ongoing

EXPENDITURE SCHEDULE (\$000s)

Cost Elements	Total	Thru FY21	Est FY22	Total 6 Years	FY 23	FY 24	FY 25	FY 26	FY 27	FY 28	Beyond 6 Years
Land	91,491	70,607	4,362	6,655	570	700	724	1,750	1,561	1,350	9,867
Other	8,509	6,602	407	1,500	250	250	250	250	250	250	-
TOTAL EXPENDITURES	100,000	77,209	4,769	8,155	820	950	974	2,000	1,811	1,600	9,867

FUNDING SCHEDULE (\$000s)

Funding Source	Total	Thru FY21	Est FY22	Total 6 Years	FY 23	FY 24	FY 25	FY 26	FY 27	FY 28	Beyond 6 Years
Contributions	938	938	-	-	-	-	-	-	-	-	-
Current Revenue: General	11,934	10,811	293	530	50	150	115	115	100	-	300
G.O. Bonds	54,274	34,563	4,015	6,359	500	500	559	1,600	1,600	1,600	9,337
M-NCPPC Bonds	10,796	8,839	461	1,266	270	300	300	285	111	-	230
PAYGO	17,855	17,855	-	-	-	-	-	-	-	-	-
POS-Stateside (M-NCPPC Only)	200	200	-	-	-	-	-	-	-	-	-
Program Open Space	4,003	4,003	-	-	-	-	-	-	-	-	-
TOTAL FUNDING SOURCES	100,000	77,209	4,769	8,155	820	950	974	2,000	1,811	1,600	9,867

APPROPRIATION AND EXPENDITURE DATA (\$000s)

Appropriation FY 23 Request	820	Year First Appropriation	FY01
Appropriation FY 24 Request	950	Last FY's Cost Estimate	100,000
Cumulative Appropriation	81,978		
Expenditure / Encumbrances	77,235		
Unencumbered Balance	4,743		

PROJECT DESCRIPTION

The Legacy Open Space initiative identifies open space lands that should be acquired and interpreted because of exceptional natural or cultural value to current and future generations of Montgomery County residents. The project funds acquisition (in-fee and easement) of open-space lands of countywide significance. Priorities are updated during each CIP cycle but remain flexible to allow the Montgomery County Planning Board to address development threats, opportunity acquisitions, and joint funding opportunities. The County Council encourages the Commission to seek supplemental appropriations if approved CIP funding is insufficient. Non-County funding sources are expected to contribute significantly to the Legacy Open Space program. Contributions will appear in the PDF Expenditure and Funding Schedules only if the contribution is spent by the County or M-NCPPC. Donations of land or

non-County funded payments that go directly to property owners are not included. The combination of these non-County and County funds have resulted in the successful protection of over 5,400 acres of open space in the County, including over 3,850 acres of new parkland.

COST CHANGE

Addition of FY27-28, and Beyond Six Year costs adjusted to maintain the historical project balance of \$100 million.

PROJECT JUSTIFICATION

The Vision 2030 Strategic Plan for Parks and Recreation in Montgomery County (2010) and the 2017 Park, Recreation and Open Space (PROS) Plan recommend placing priority on conservation of natural open spaces, protection of heritage resources, providing critical urban open spaces, and expanded interpretive activities in parks. Legacy Open Space: Open Space Conservation in the 21st Century, approved by the Montgomery County Planning Board in October 1999. Legacy Open Space Functional Master Plan adopted by the County Council in July 2001.

FISCAL NOTE

Reduction in FY22 Current Revenue: General from non-recommended reductions, and G.O. Bonds were reduced in FY23-25 and slipped to FY26 for fiscal capacity. FY18 reduction of \$100k in Current Revenue to reflect the FY18 Savings Plan. Modifications reflect Resolution 19-322 that was approved December 10, 2019 after the Department's CIP submission in November, 2019. The resolution provided a transfer of funds to the Acquisition: Non-Local Parks CIP project related to the acquisition of park land in Wheaton.

DISCLOSURES

Expenditures will continue indefinitely. M-NCPPC asserts that this project conforms to the requirement of relevant local plans, as required by the Maryland Economic Growth, Resource Protection and Planning Act.

COORDINATION

Park Acquisitions 872301, Acquisition: Local Parks 767828, Acquisition: Non-Local Parks 998798, ALARF: M-NCPPC 727007, Bethesda Park Impact Payment PDF 872002, Restoration of Historic Structures 808494, State of Maryland.



ADA Compliance: Non-Local Parks (P128702)

Category	M-NCPPC	Date Last Modified	01/10/22
SubCategory	Development	Administering Agency	M-NCPPC
Planning Area	Countywide	Status	Ongoing

EXPENDITURE SCHEDULE (\$000s)

Cost Elements	Total	Thru FY21	Est FY22	Total 6 Years	FY 23	FY 24	FY 25	FY 26	FY 27	FY 28	Beyond 6 Years
Planning, Design and Supervision	2,279	890	309	1,080	180	180	180	180	180	180	-
Site Improvements and Utilities	10,469	4,229	1,320	4,920	820	820	820	820	820	820	-
TOTAL EXPENDITURES	12,748	5,119	1,629	6,000	1,000	1,000	1,000	1,000	1,000	1,000	-

FUNDING SCHEDULE (\$000s)

Funding Source	Total	Thru FY21	Est FY22	Total 6 Years	FY 23	FY 24	FY 25	FY 26	FY 27	FY 28	Beyond 6 Years
Current Revenue: General	602	250	52	300	50	50	50	50	50	50	-
G.O. Bonds	10,064	2,887	1,477	5,700	950	950	950	950	950	950	-
PAYGO	1,882	1,882	-	-	-	-	-	-	-	-	-
State Aid	200	100	100	-	-	-	-	-	-	-	-
TOTAL FUNDING SOURCES	12,748	5,119	1,629	6,000	1,000	1,000	1,000	1,000	1,000	1,000	-

APPROPRIATION AND EXPENDITURE DATA (\$000s)

Appropriation FY 23 Request	1,000	Year First Appropriation	FY12
Appropriation FY 24 Request	1,000	Last FY's Cost Estimate	10,748
Cumulative Appropriation	6,748		
Expenditure / Encumbrances	5,549		
Unencumbered Balance	1,199		

PROJECT DESCRIPTION

This program provides for an on-going comprehensive effort to ensure that all parks and park facilities are built, renovated, and maintained in compliance with Title II of the Americans with Disabilities Act (ADA) and the 2010 ADA Standards for Accessible Design. This program includes both the correction of deficiencies identified by the United States Department of Justice (DOJ) during its proactive Project Civic Access assessment of various park facilities, the results of a comprehensive self- evaluation process as well as efforts to comply with the revisions to Title II of the ADA, which went into effect on March 15, 2011. Improvements may include, but are not limited to, grading, pavements, site amenities, drainage improvements, building modifications, signage, etc. and are often combined with other projects.

COST CHANGE

Increase due to the addition of two fiscal years to this ongoing project.

PROJECT JUSTIFICATION

Montgomery County was selected by the DOJ for a Project Civic Access (PCA) review in 2006. The PCA is a proactive, ongoing initiative of the Disability Rights Section of the DOJ Civil Rights Division to ensure ADA compliance in local and state governments throughout the country. Montgomery County and M-NCPPC entered into a Settlement Agreement with DOJ on August 16, 2011, that required the County and M-NCPPC to remediate specific issues identified by DOJ within a negotiated timeline, conduct a comprehensive self-evaluation, and develop a Transition Plan for barrier removal, including efforts to comply with the updated Title II requirements. All self-evaluations were completed ahead of schedule and the Final Transition Plan submitted in August 2016 and subsequently accepted by DOJ. The Final Transition Plan provides a summary of all barriers found, a strategy and timeline for their removal, as well as planning level cost estimates. The Final Transition Plan identified approximately 13,600 barriers with a projected planning level cost estimate of \$31m for barrier removal systemwide, although actual costs are expected to be significantly higher based upon work completed to date.

OTHER

\$50,000 Current Revenue is budgeted for required ADA retrofits to leased properties that cannot be funded with general obligation bonds.

FISCAL NOTE

FY21 and FY22, reduction of \$50,000 each year for fiscal capacity; FY19 Special Appropriation of \$100k in State Aid. FY18 Appr. for \$100k Bond Bill for MLK Recreational Park. FY18 reduction of \$10k in Current Revenue for fiscal capacity. FY18 reduction of \$49k in Current Revenue to reflect the FY18 Savings Plan. Prior year partial capitalization of expenditures through FY16 totaled \$3,648,000.

DISCLOSURES

Expenditures will continue indefinitely. M-NCPPC asserts that this project conforms to the requirement of relevant local plans, as required by the Maryland Economic Growth, Resource Protection and Planning Act.

COORDINATION

United States Department of Justice, County Attorney's Office, Department of General Services, ADA Compliance: Local Parks, PDF 128701.



Ballfield Initiatives

(P008720)

Category	M-NCPPC	Date Last Modified	05/21/22
SubCategory	Development	Administering Agency	M-NCPPC
Planning Area	Countywide	Status	Ongoing

EXPENDITURE SCHEDULE (\$000s)

Cost Elements	Total	Thru FY21	Est FY22	Total 6 Years	FY 23	FY 24	FY 25	FY 26	FY 27	FY 28	Beyond 6 Years
Planning, Design and Supervision	1,440	518	322	600	100	100	100	100	100	100	-
Site Improvements and Utilities	22,882	5,783	3,599	13,500	2,500	2,200	2,200	2,200	2,200	2,200	-
TOTAL EXPENDITURES	24,322	6,301	3,921	14,100	2,600	2,300	2,300	2,300	2,300	2,300	-

FUNDING SCHEDULE (\$000s)

Funding Source	Total	Thru FY21	Est FY22	Total 6 Years	FY 23	FY 24	FY 25	FY 26	FY 27	FY 28	Beyond 6 Years
Current Revenue: CUPF	1,550	1,177	73	300	300	-	-	-	-	-	-
Current Revenue: General	174	174	-	-	-	-	-	-	-	-	-
G.O. Bonds	20,498	3,075	3,623	13,800	2,300	2,300	2,300	2,300	2,300	2,300	-
PAYGO	1,875	1,875	-	-	-	-	-	-	-	-	-
State Aid	225	-	225	-	-	-	-	-	-	-	-
TOTAL FUNDING SOURCES	24,322	6,301	3,921	14,100	2,600	2,300	2,300	2,300	2,300	2,300	-

APPROPRIATION AND EXPENDITURE DATA (\$000s)

Appropriation FY 23 Request	2,600	Year First Appropriation	FY99
Appropriation FY 24 Request	2,300	Last FY's Cost Estimate	19,422
Cumulative Appropriation	10,222		
Expenditure / Encumbrances	6,882		
Unencumbered Balance	3,340		

PROJECT DESCRIPTION

This project addresses countywide ballfield needs by funding ballfield-related improvements on parkland, school sites, and other public sites. Improvements may include, but are not limited to, ballfield lighting, irrigation, drainage improvements, bleachers, fencing, backstops, soil improvements, turf and infield establishment/renovation, reconfigurations, program support elements, field upgrades, grading, pavements, site amenities, etc. and are often combined with other projects. It will also fund conversion of the existing softball field to a baseball field at Johnson's Local Park, in conjunction with additional improvements and upgrades, including historic interpretation, being funded out of other projects and programs. Generally, ballfields to be constructed as part of new park construction or reconstruction will be shown in the individual new park construction and/or reconstruction PDFs.

COST CHANGE

Increase due to the addition of two fiscal years to this ongoing project, and an increase in FY23 of \$300,000.

PROJECT JUSTIFICATION

2012 Parks, Recreation and Open Space (PROS) Plan. Montgomery County users of parks and recreation facilities identified a serious shortage of ballfields throughout the County. The Ballfield Work Group Reports, Phases 1 and 2, 1999.

FISCAL NOTE

Addition of \$225k FY22 State Aid, FY22 Bond Bill for Damascus Recreational Park athletic fields. In FY21 and FY22, \$300k in CUPF Current Revenues was swapped with \$300k in G.O. Bonds. FY21 reduction of \$500k in G.O. Bonds for affordability. FY20 \$250k in CUPF Current Revenues approved for renovations of non-synthetic turf school fields and \$174k in Current Revenue - General approved to renovate the White Oak Recreation Center ballfield. FY19 funding source for MCPS ballfield improvement switched from Intergovernmental to Current Revenue: CUPF. FY17-19 \$1m in Community Use of Public Facilities (CUPF) operating funds transferred in to renovate MCPS ballfields. Prior year partial capitalization of expenditures through FY16 totaled \$15,642,000. FY15-16 transfer out \$250k GO Bonds to Urban Park Elements P871540. FY14 transfer in \$40K GO bonds from Pollution Prevention P078701.

At least \$300,000 of the annual GO bond funding, and all CUPF funding is intended for school field renovation.

DISCLOSURES

Expenditures will continue indefinitely. M-NCPPC asserts that this project conforms to the requirement of relevant local plans, as required by the Maryland Economic Growth, Resource Protection and Planning Act.

COORDINATION

In January 1999, the Planning Board established a Work Group comprised of major sport user groups, public agencies and the Countywide Recreation Advisory Board to address the acute shortages of ballfields in the County.



Blair HS Field Renovations and Lights

(P872105)

Category	M-NCPPC	Date Last Modified	05/21/22
SubCategory	Development	Administering Agency	M-NCPPC
Planning Area	Silver Spring and Vicinity	Status	Preliminary Design Stage

EXPENDITURE SCHEDULE (\$000s)

Cost Elements	Total	Thru FY21	Est FY22	Total 6 Years	FY 23	FY 24	FY 25	FY 26	FY 27	FY 28	Beyond 6 Years
Planning, Design and Supervision	185	-	150	35	35	-	-	-	-	-	-
Site Improvements and Utilities	2,715	-	1,250	1,465	465	1,000	-	-	-	-	-
TOTAL EXPENDITURES	2,900	-	1,400	1,500	500	1,000	-	-	-	-	-

FUNDING SCHEDULE (\$000s)

Funding Source	Total	Thru FY21	Est FY22	Total 6 Years	FY 23	FY 24	FY 25	FY 26	FY 27	FY 28	Beyond 6 Years
G.O. Bonds	2,900	-	1,400	1,500	500	1,000	-	-	-	-	-
TOTAL FUNDING SOURCES	2,900	-	1,400	1,500	500	1,000	-	-	-	-	-

APPROPRIATION AND EXPENDITURE DATA (\$000s)

Appropriation FY 23 Request	1,500	Year First Appropriation	FY22
Appropriation FY 24 Request	-	Last FY's Cost Estimate	2,900
Cumulative Appropriation	1,400		
Expenditure / Encumbrances	-		
Unencumbered Balance	1,400		

PROJECT DESCRIPTION

The Blair High School athletic field renovation project will include two surfaces which can be used for multiple sports for improved Montgomery County Public School (MCPS) athletic competition for practices and games for the largest high school in Maryland, improved safety and playability for the school's physical education program, and expanded community use in an area of high demand with limited land development opportunities. The proposed improvement projects are separated into two phases as the construction is proposed during a small window during MCPS's summer breaks. Both fields are proposed to have investments into soils, grading, drainage, lighting and irrigation to promote improved playability and safety for both the community and Blair High School students.

- Phase one of the project will focus on the track field with improvements to include irrigation, drainage, grading, bermudagrass, portable goals and lights.
- Phase two of the project will focus on the multi-purpose field directly behind the school with improvements to include irrigation, grading, bermudagrass, softball infield improvements, portable goals and lights.

LOCATION

51 University Blvd. E, Silver Spring, MD 20901

PROJECT JUSTIFICATION

Blair High School represents a unique opportunity for community recreation - particularly on the lower eastside of the County where land acquisition and athletic field development is extremely limited. Blair High School is one of the largest schools in Maryland and these upgrades provide improved playing conditions for both physical education and competitive sporting events. Montgomery Parks is actively working to increase field inventory and capacity as this section of the County continues to see growth with limited recreation opportunities for both youth and adults. Other investments in the vicinity include the North Four Corners soccer field and the Pinecrest soccer field which are both smaller fields, typically used for youth sports. This project would represent a combination of lighted fields in the Southeastern most part of the County. Outside of Blair High School, the closest lighted diamond fields are at Wheaton Regional Park, and the closest lighted rectangle field is at Martin Luther King Recreational Park. These locations can have long travel times for our lower county residents due to heavy evening traffic. Blair High School already has lights on the baseball, softball, and stadium field. Full-size rectangle fields are extremely limited along the lower section of Route 29. This project would increase recreational opportunities to vital landlocked areas such as Takoma Park. As the facility already has established parking, this project reduces the need for additional impervious surfaces. Ample parking around the current school on weekends provides the community with safe access to these fields. Public transportation is already available through a number of routes that converge on the Four Corners area connecting recreational opportunities to public transportation. Near the intersection of 495 and 95, this site, with a total of three rectangle fields and current parking infrastructure, could handle tournaments on weekends outside of school use. These tournaments draw participants not only from Montgomery County but also from surrounding counties and states, which could provide needed tourism to promote economic growth. This upgrade also provides an increase in lighted diamond field inventory which has been identified as a major limiting factor for facility use.

DISCLOSURES

A pedestrian impact analysis will be performed during design or is in progress.

COORDINATION

Ballfield Initiatives (P008720), Montgomery Public Schools.



Brookside Gardens Master Plan Implementation

(P078702)

Category	M-NCPPC	Date Last Modified	05/21/22
SubCategory	Development	Administering Agency	M-NCPPC
Planning Area	Kensington-Wheaton	Status	Under Construction

EXPENDITURE SCHEDULE (\$000s)

Cost Elements	Total	Thru FY21	Est FY22	Total 6 Years	FY 23	FY 24	FY 25	FY 26	FY 27	FY 28	Beyond 6 Years
Planning, Design and Supervision	2,623	2,347	58	218	143	75	-	-	-	-	-
Site Improvements and Utilities	9,288	7,858	198	1,232	407	825	-	-	-	-	-
TOTAL EXPENDITURES	11,911	10,205	256	1,450	550	900	-	-	-	-	-

FUNDING SCHEDULE (\$000s)

Funding Source	Total	Thru FY21	Est FY22	Total 6 Years	FY 23	FY 24	FY 25	FY 26	FY 27	FY 28	Beyond 6 Years
Contributions	1,600	1,350	-	250	250	-	-	-	-	-	-
Current Revenue: General	283	283	-	-	-	-	-	-	-	-	-
G.O. Bonds	5,516	4,060	256	1,200	300	900	-	-	-	-	-
PAYGO	3,312	3,312	-	-	-	-	-	-	-	-	-
Program Open Space	1,200	1,200	-	-	-	-	-	-	-	-	-
TOTAL FUNDING SOURCES	11,911	10,205	256	1,450	550	900	-	-	-	-	-

APPROPRIATION AND EXPENDITURE DATA (\$000s)

Appropriation FY 23 Request	1,450	Year First Appropriation	FY07
Appropriation FY 24 Request	-	Last FY's Cost Estimate	11,911
Cumulative Appropriation	10,461		
Expenditure / Encumbrances	10,210		
Unencumbered Balance	251		

PROJECT DESCRIPTION

This project implements multiple phases of the 2004 Brookside Gardens Master Plan. Upcoming projects include planning and design for renovations to the Conservatory and the surrounding grounds and gardens, renovation of the Rose Garden, and accessibility improvements to the core Formal Gardens (Phases XIII and part of Phase XIV). Future projects will include construction of the conservatory, additional phases of master plan work, and may include other infrastructure improvements.

ESTIMATED SCHEDULE

Estimated Schedule: Planning for renovations to the conservatory and surrounding grounds: FY22-23, design for the rose garden and accessibility improvements: FY23, first phase of rose and formal gardens construction: FY23-24. Completed Phases: Entry and Parking Lot Expansion (Phases I and II) completed in FY17, parts of the Gude Garden (Phase IV) completed in FY16, Propagation Area A (Phase V) completed in FY18.

PROJECT JUSTIFICATION

Visitor Survey (1995). Brookside Gardens Master Plan (2004), including data from several focus groups held during the planning process and public testimony at planning board hearings. Renovations address critical maintenance needs for the 50-year old facility that is one of M-NCPPC's most popular destinations and a regional tourist attraction. Brookside Gardens Master Plan approved by Montgomery County Planning Board, March 3, 2005. These renovations are also required to ensure that this unique facility in Montgomery Parks portfolio is in compliance with Title II of the Americans with Disabilities Act (ADA).

FISCAL NOTE

A FY22 contribution of \$250k for the Rose Garden renewal project was added. FY15 transfer in of \$451k of Current Revenue and GO Bonds from SGDA P058755 and Trails Hard Surface Design and Construction P768673. FY14 transfer in of \$460k GO bonds from Black Hill Trail P058701, Montrose Trail P038707, and Rock Creek Sewer P098701. \$1.2m of Program Open Space for Greenhouse Project. Additional private donations of \$1.374m were raised for the greenhouse, public artwork, a gatehouse, site furnishings and other improvements.

DISCLOSURES

A pedestrian impact analysis has been completed for this project. M-NCPPC asserts that this project conforms to the requirement of relevant local plans, as required by the Maryland Economic Growth, Resource Protection and Planning Act.

COORDINATION

Friends of Brookside Gardens, Montgomery County Department of Environmental Protection, Small Grants/Donor Assisted Capital Improvements, PDF 058755, Montgomery Parks Foundation, Wheaton Regional Park Improvements PDF 871904.



Energy Conservation - Non-Local Parks (P998711)

Category	M-NCPPC	Date Last Modified	01/10/22
SubCategory	Development	Administering Agency	M-NCPPC
Planning Area	Countywide	Status	Ongoing

EXPENDITURE SCHEDULE (\$000s)

Cost Elements	Total	Thru FY21	Est FY22	Total 6 Years	FY 23	FY 24	FY 25	FY 26	FY 27	FY 28	Beyond 6 Years
Planning, Design and Supervision	203	29	18	156	26	26	26	26	26	26	-
Construction	1,417	252	121	1,044	174	174	174	174	174	174	-
TOTAL EXPENDITURES	1,620	281	139	1,200	200	200	200	200	200	200	-

FUNDING SCHEDULE (\$000s)

Funding Source	Total	Thru FY21	Est FY22	Total 6 Years	FY 23	FY 24	FY 25	FY 26	FY 27	FY 28	Beyond 6 Years
G.O. Bonds	1,591	252	139	1,200	200	200	200	200	200	200	-
PAYGO	29	29	-	-	-	-	-	-	-	-	-
TOTAL FUNDING SOURCES	1,620	281	139	1,200	200	200	200	200	200	200	-

APPROPRIATION AND EXPENDITURE DATA (\$000s)

Appropriation FY 23 Request	200	Year First Appropriation	FY99
Appropriation FY 24 Request	200	Last FY's Cost Estimate	1,020
Cumulative Appropriation	420		
Expenditure / Encumbrances	293		
Unencumbered Balance	127		

PROJECT DESCRIPTION

This project funds modifications of existing park buildings and facilities to modernize equipment, produce energy, control and utility costs. Work includes, but is not limited to, identifying, planning, implementing, and monitoring effective energy conservation measures at various park facilities. Emphasis is placed upon positive and proven measures to remedy heat losses and gains through modifications to building envelope systems and through improvement and retrofit of building support systems. Improvements may also include modification of electrical/mechanical/HVAC systems and equipment and their associated control and distribution systems, as well as lighting upgrades, utility supply upgrades, PV systems, and other energy conservation initiatives.

COST CHANGE

Increase level-of effort to reduce energy costs and carbon footprint in the parks. Also, increase due to the addition of two fiscal years to this ongoing project.

FISCAL NOTE

July 2020, reduced GO Bonds \$10k for affordability as part of the FY21 Savings Plan. Prior year partial capitalization of expenditures through FY16 totaled \$792,000.

DISCLOSURES

Expenditures will continue indefinitely.



Minor New Construction - Non-Local Parks (P998763)

Category	M-NCPPC	Date Last Modified	05/05/22
SubCategory	Development	Administering Agency	M-NCPPC
Planning Area	Countywide	Status	Ongoing

EXPENDITURE SCHEDULE (\$000s)

Cost Elements	Total	Thru FY21	Est FY22	Total 6 Years	FY 23	FY 24	FY 25	FY 26	FY 27	FY 28	Beyond 6 Years
Planning, Design and Supervision	1,380	388	182	810	135	135	135	135	135	135	-
Site Improvements and Utilities	9,105	2,391	1,124	5,590	1,765	765	765	765	765	765	-
TOTAL EXPENDITURES	10,485	2,779	1,306	6,400	1,900	900	900	900	900	900	-

FUNDING SCHEDULE (\$000s)

Funding Source	Total	Thru FY21	Est FY22	Total 6 Years	FY 23	FY 24	FY 25	FY 26	FY 27	FY 28	Beyond 6 Years
G.O. Bonds	8,279	1,593	1,286	5,400	900	900	900	900	900	900	-
PAYGO	1,131	1,131	-	-	-	-	-	-	-	-	-
State Aid	1,075	55	20	1,000	1,000	-	-	-	-	-	-
TOTAL FUNDING SOURCES	10,485	2,779	1,306	6,400	1,900	900	900	900	900	900	-

APPROPRIATION AND EXPENDITURE DATA (\$000s)

Appropriation FY 23 Request	1,900	Year First Appropriation	FY01
Appropriation FY 24 Request	900	Last FY's Cost Estimate	7,235
Cumulative Appropriation	4,085		
Expenditure / Encumbrances	3,311		
Unencumbered Balance	774		

PROJECT DESCRIPTION

This project funds design and construction of new park facilities and amenities. Improvements may include, but are not limited to, picnic shelters, seating, courts, hardscape, activation support features, parking, signage, landscaping, walkways, exercise equipment, recreational and site amenities, retaining walls, dog exercise areas, park management support elements, utilities, site work, buildings and other park structures, signage, etc. and are often combined with other projects.

COST CHANGE

Level-of-effort increase to address improvements and new elements that are generally part of other coordinated capital projects in parks. Also, increase due to the addition of FY27-28 of this ongoing project. FY23 addition of \$1M State Aid for improvements and renovations at S. Germantown Recreational Park.

PROJECT JUSTIFICATION

2017 Parks, Recreation, and Open Space (PROS) Plan. 2005 Land Preservation, Park and Recreation Plan. Individual park master plans.

FISCAL NOTE

FY20 Supplemental Appropriation of \$250k in State Aid for Black Hill Regional Park: SEED Classroom. July 2020, reduced GO Bonds \$80k for affordability, FY21 Savings Plan. FY19 Special Appropriation of \$180k in G.O. Bonds for Maydale Nature Center. Addition of a Bond Bill (\$75,000) in FY18 for Maydale Nature Center. Added \$250k in FY17 for Maydale Nature Center. In FY13, supplemental appropriation added \$200,000 in State Aid funding. Prior year partial capitalization of expenditures through FY16 total \$2,703,000. In FY20, transferred \$250k in State Aid to the Black Hill Regional Park SEED Classroom (P872101).

DISCLOSURES

Expenditures will continue indefinitely. M-NCPPC asserts that this project conforms to the requirement of relevant local plans, as required by the Maryland Economic Growth, Resource Protection and Planning Act.



North Branch Trail

(P871541)

Category	M-NCPPC	Date Last Modified	05/20/22
SubCategory	Development	Administering Agency	M-NCPPC
Planning Area	Rockville	Status	Under Construction

EXPENDITURE SCHEDULE (\$000s)

Cost Elements	Total	Thru FY21	Est FY22	Total 6 Years	FY 23	FY 24	FY 25	FY 26	FY 27	FY 28	Beyond 6 Years
Planning, Design and Supervision	491	100	391	-	-	-	-	-	-	-	-
Construction	4,781	661	2,568	1,552	852	700	-	-	-	-	-
TOTAL EXPENDITURES	5,272	761	2,959	1,552	852	700	-	-	-	-	-

FUNDING SCHEDULE (\$000s)

Funding Source	Total	Thru FY21	Est FY22	Total 6 Years	FY 23	FY 24	FY 25	FY 26	FY 27	FY 28	Beyond 6 Years
Contributions	282	282	-	-	-	-	-	-	-	-	-
Federal Aid	2,000	-	2,000	-	-	-	-	-	-	-	-
G.O. Bonds	2,390	479	959	952	252	700	-	-	-	-	-
Program Open Space	600	-	-	600	600	-	-	-	-	-	-
TOTAL FUNDING SOURCES	5,272	761	2,959	1,552	852	700	-	-	-	-	-

OPERATING BUDGET IMPACT (\$000s)

Impact Type	Total 6 Years	FY 23	FY 24	FY 25	FY 26	FY 27	FY 28
Maintenance	156	26	26	26	26	26	26
Program-Staff	-	-	-	-	-	-	-
NET IMPACT	156	26	26	26	26	26	26
FULL TIME EQUIVALENT (FTE)		-	-	-	-	-	-

APPROPRIATION AND EXPENDITURE DATA (\$000s)

Appropriation FY 23 Request	600	Year First Appropriation	FY17
Appropriation FY 24 Request	-	Last FY's Cost Estimate	4,672
Cumulative Appropriation	4,672		
Expenditure / Encumbrances	879		
Unencumbered Balance	3,793		

PROJECT DESCRIPTION

The North Branch Hiker-Biker Trail will be a new trail located within Rock Creek Regional Park and the North Branch Stream Valley

Park Unit 4 and is approximately 2.2 miles in length including connector trails. There are two segments of this trail. The first will connect the Lake Frank Lakeside Trail to the Emory Lane Bikeway at the intersection of Muncaster Mill Road. A 20 space parking lot will be built off of Muncaster Mill Road for trailhead parking. Improvements to the intersection of Muncaster Mill Road and Emory Lane are proposed and coordinated jointly between MC-DOT, SHA and M-NCPPC. The second segment connects the Route 200 Bikeway to the future trail being built by the developer at the Preserve at Rock Creek.

ESTIMATED SCHEDULE

Construction ongoing FY22.

COST CHANGE

FY23 addition of \$600k Program Open Space funding for project cost increases.

PROJECT JUSTIFICATION

The Facility Plan was approved by the MCPB on June 27, 2013. The trail has been recommended in multiple master plans including the 2005 Olney Master Plan, 2004 Upper Rock Creek Area Master Plan, the 2008 Countywide Park Trails Plan, the 2000 Rock Creek Regional Park Master Plan and the 2008 Upper Rock Creek Trail Corridor Plan.

FISCAL NOTE

M-NCPPC was awarded a federal pass-through Transportation Alternatives Program Grant for the amount of \$2,000,000 from the Maryland State Highway Administration in July 2015. \$282k WSSC reimbursement for disturbances in the North Branch Area.

DISCLOSURES

A pedestrian impact analysis has been completed for this project. M-NCPPC asserts that this project conforms to the requirement of relevant local plans, as required by the Maryland Economic Growth, Resource Protection and Planning Act.

COORDINATION

Montgomery County Department of Transportation, Maryland State Highway Administration, Montgomery County Department of Permitting Services, M-NCPPC Department of Planning and Maryland Transportation Authority, Project #768673 Trails Hard Surface Design & Construction.



Ovid Hazen Wells Recreational Park

(P871745)

Category	M-NCPPC	Date Last Modified	05/20/22
SubCategory	Development	Administering Agency	M-NCPPC
Planning Area	Clarksburg and Vicinity	Status	Preliminary Design Stage

EXPENDITURE SCHEDULE (\$000s)

Cost Elements	Total	Thru FY21	Est FY22	Total 6 Years	FY 23	FY 24	FY 25	FY 26	FY 27	FY 28	Beyond 6 Years
Planning, Design and Supervision	1,882	186	1,079	617	270	252	75	20	-	-	-
Site Improvements and Utilities	6,318	90	521	5,707	2,130	2,198	719	660	-	-	-
TOTAL EXPENDITURES	8,200	276	1,600	6,324	2,400	2,450	794	680	-	-	-

FUNDING SCHEDULE (\$000s)

Funding Source	Total	Thru FY21	Est FY22	Total 6 Years	FY 23	FY 24	FY 25	FY 26	FY 27	FY 28	Beyond 6 Years
G.O. Bonds	5,091	276	1,400	3,415	970	971	794	680	-	-	-
Program Open Space	2,909	-	-	2,909	1,430	1,479	-	-	-	-	-
State Aid	200	-	200	-	-	-	-	-	-	-	-
TOTAL FUNDING SOURCES	8,200	276	1,600	6,324	2,400	2,450	794	680	-	-	-

APPROPRIATION AND EXPENDITURE DATA (\$000s)

Appropriation FY 23 Request	-	Year First Appropriation	FY19
Appropriation FY 24 Request	-	Last FY's Cost Estimate	8,200
Cumulative Appropriation	8,200		
Expenditure / Encumbrances	732		
Unencumbered Balance	7,468		

PROJECT DESCRIPTION

This project expands the active recreation area in Ovid Hazen Wells Recreational Park and relocates the Ovid Hazen Wells Carousel from Wheaton Regional Park. The expansion of the active recreation area as recommended in the 2014 Ovid Hazen Wells Recreational Park Master Plan Update will occur in two phases. This project currently funds the design and construction of Phase I, which includes the carousel roundhouse, carousel relocation, skate park, amphitheater, accessory building (with ticketing and restrooms), parking, trails, stormwater management, utilities, additional playground equipment, and landscaping. The future Phase 2 will include an adventure playground, water play area, dog park, community green, additional picnic shelters, teen adventure play (climbing/fitness tower and fitness equipment with running track), athletic field improvements, additional parking, maintenance building, trails, open meadows, and landscaping.

ESTIMATED SCHEDULE

Design in FY 21/22. Construction to begin FY22.

PROJECT JUSTIFICATION

The Park Facility Plan for the active recreation area was approved by the Montgomery County Planning Board on September 24, 2015. The program of requirements for this project was recommended in the Ovid Hazen Wells Recreational Park Master Plan Update, approved by the Montgomery County Planning Board on November 20, 2014.

FISCAL NOTE

FY21 Savings Plan slipped \$100k from FY21 to FY24 due to affordability. FY20 Supplemental Appropriation of \$200k in State Aid. FY21 reduction of \$100k in G.O. Bonds and switched \$2.9 million in G.O. Bonds with Program Open Space. FY21 Reduced Spending Plan shifted \$100k GO Bonds from FY21 to FY24. Slippage in FY22 shifted \$1 million from FY22 to FY23-25.

DISCLOSURES

A pedestrian impact analysis will be performed during design or is in progress. M-NCPPC asserts that this project conforms to the requirement of relevant local plans, as required by the Maryland Economic Growth, Resource Protection and Planning Act.

COORDINATION

Maryland State Highway Administration, Montgomery County Revenue Authority, Montgomery County Department of Environmental Protection, Montgomery County Department of Permitting Services.



Planned Lifecycle Asset Replacement: NL Parks

(P968755)

Category	M-NCPPC	Date Last Modified	05/23/22
SubCategory	Development	Administering Agency	M-NCPPC
Planning Area	Countywide	Status	Ongoing

EXPENDITURE SCHEDULE (\$000s)

Cost Elements	Total	Thru FY21	Est FY22	Total 6 Years	FY 23	FY 24	FY 25	FY 26	FY 27	FY 28	Beyond 6 Years
Planning, Design and Supervision	9,606	1,808	1,672	6,126	1,000	1,071	1,002	1,033	1,008	1,012	-
Site Improvements and Utilities	48,229	10,119	8,743	29,367	5,031	5,138	4,863	4,888	4,716	4,731	-
TOTAL EXPENDITURES	57,835	11,927	10,415	35,493	6,031	6,209	5,865	5,921	5,724	5,743	-

FUNDING SCHEDULE (\$000s)

Funding Source	Total	Thru FY21	Est FY22	Total 6 Years	FY 23	FY 24	FY 25	FY 26	FY 27	FY 28	Beyond 6 Years
Current Revenue: General	29,967	5,777	5,577	18,613	3,001	2,979	3,035	3,191	3,194	3,213	-
G.O. Bonds	25,639	4,571	4,488	16,580	2,730	3,230	2,830	2,730	2,530	2,530	-
PAYGO	1,579	1,579	-	-	-	-	-	-	-	-	-
State Aid	650	-	350	300	300	-	-	-	-	-	-
TOTAL FUNDING SOURCES	57,835	11,927	10,415	35,493	6,031	6,209	5,865	5,921	5,724	5,743	-

APPROPRIATION AND EXPENDITURE DATA (\$000s)

Appropriation FY 23 Request	6,031	Year First Appropriation	
Appropriation FY 24 Request	6,209	Last FY's Cost Estimate	41,454
Cumulative Appropriation	22,342		
Expenditure / Encumbrances	15,080		
Unencumbered Balance	7,262		

PROJECT DESCRIPTION

This project schedules renovation, protection, modernization, conversion, and/or replacement of aging, unsafe, or obsolete non-local park facilities and features. The park system contains over 300 local parks and many different types of facilities, many of which are over 40 years old. There are six subprojects, organized by categories of infrastructure, within this project, and each has a prioritized list of candidate projects, but projects may change or be grouped as needs arise or economies-of-scale can be achieved. Subprojects: Boundary Markings, Minor Renovations, Park Building Renovations, Play Equipment, Resurfacing Parking Lots and Paths, and Court Renovations. Improvements may include, but are not limited to, renovating and/or converting existing amenities, modernizing facilities, improving infrastructure, etc.

COST CHANGE

Increased level-of-effort to reflect rising renovation costs and growing candidate list of infrastructure renovation projects. The increase is due to the addition of two fiscal years to this ongoing project and State Aid contributions Long Branch Trail renovations near Clayborn Avenue.

PROJECT JUSTIFICATION

Renovations scheduled in this project are based on ongoing infrastructure assessments, as well as requests from park operations. Failure to proactively renovate or replace aging park facilities and features before the end of their useful life results in decreased levels of service to park users, potential safety risks, and an overall increase in capital costs as repairs become emergencies.

FISCAL NOTE

FY22 bond bills added \$150,000 for South Germantown Recreational Park and \$200,000 for Long Branch/Domer Ave Signature Bridge. July 2020, reduced GO Bonds \$383k for affordability in the FY21 Reduced Spending Plan. FY22 reduction of \$135k for affordability, which was offset by the addition of \$350,000 in FY22 bond bill. Prior year partial capitalization of expenditures through FY16 totaled \$27,551,000. In FY14 transferred out \$49k of GO Bonds to Cost Sharing NL, #761682. In FY12, transferred out \$48k to Restoration of Historic Structures #808494. In FY11, \$60k was transferred in from Brookside Gardens, PDF #848704. In FY10, \$373k GO Bonds transferred in from Lake Needwood Dam Remediation #078710 and \$2k from Rickman Horse Farm Park #008722. FY09, \$141k current revenue transferred out to Wheaton Tennis Bubble Renovation #078708. FY18 current revenue reduced \$530k to reflect the FY18 Savings Plan.

COORDINATION

Montgomery County Department of Recreation, Resurfacing Parking Lots and Paths, PDF 998740, Roof Replacement Non-Local, PDF 838882, Trails: Hard Surface Renovation, PDF 888754, Trails: Natural Surface Trails, PDF 858710



S. Germantown Recreational Park: Cricket Field

(P871746)

Category	M-NCPPC	Date Last Modified	05/20/22
SubCategory	Development	Administering Agency	M-NCPPC
Planning Area	Lower Seneca Basin	Status	Under Construction

EXPENDITURE SCHEDULE (\$000s)

Cost Elements	Total	Thru FY21	Est FY22	Total 6 Years	FY 23	FY 24	FY 25	FY 26	FY 27	FY 28	Beyond 6 Years
Planning, Design and Supervision	680	202	10	468	30	155	230	53	-	-	-
Site Improvements and Utilities	4,738	1,992	96	2,650	165	531	1,650	304	-	-	-
TOTAL EXPENDITURES	5,418	2,194	106	3,118	195	686	1,880	357	-	-	-

FUNDING SCHEDULE (\$000s)

Funding Source	Total	Thru FY21	Est FY22	Total 6 Years	FY 23	FY 24	FY 25	FY 26	FY 27	FY 28	Beyond 6 Years
G.O. Bonds	2,136	1,049	106	981	195	436	350	-	-	-	-
PAYGO	1,145	1,145	-	-	-	-	-	-	-	-	-
Program Open Space	2,137	-	-	2,137	-	250	1,530	357	-	-	-
TOTAL FUNDING SOURCES	5,418	2,194	106	3,118	195	686	1,880	357	-	-	-

APPROPRIATION AND EXPENDITURE DATA (\$000s)

Appropriation FY 23 Request	981	Year First Appropriation	FY16
Appropriation FY 24 Request	2,137	Last FY's Cost Estimate	5,418
Cumulative Appropriation	2,300		
Expenditure / Encumbrances	2,194		
Unencumbered Balance	106		

PROJECT DESCRIPTION

Phase 1 of this project provided a new 400' diameter cricket field with concrete pitch and supporting infrastructure (including 50 parking spaces, entrance road, pedestrian plaza, two shade structures, walkways, batting cage, SWM, and landscaping) that opened in 2019 within South Germantown Recreational Park. Future phases may include full irrigation, field lighting, additional parking, additional landscaping, loop trail, and a second field.

ESTIMATED SCHEDULE

Under Construction. Phase 2 design to begin in FY23.

PROJECT JUSTIFICATION

The site selection and concept plan for this project was approved by the Montgomery County Planning Board on July 30, 2015. The 2012 Park Recreation and Open Space (PROS) plan estimated a need for four dedicated cricket fields in Montgomery County by the year 2022.

FISCAL NOTE

In FY22, \$250k slipped from FY24 to FY25 for fiscal capacity.

DISCLOSURES

A pedestrian impact analysis has been completed for this project. M-NCPPC asserts that this project conforms to the requirement of relevant local plans, as required by the Maryland Economic Growth, Resource Protection and Planning Act.



Trails: Hard Surface Design & Construction

(P768673)

Category	M-NCPPC	Date Last Modified	05/15/22
SubCategory	Development	Administering Agency	M-NCPPC
Planning Area	Countywide	Status	Ongoing

EXPENDITURE SCHEDULE (\$000s)

Cost Elements	Total	Thru FY21	Est FY22	Total 6 Years	FY 23	FY 24	FY 25	FY 26	FY 27	FY 28	Beyond 6 Years
Planning, Design and Supervision	1,583	570	243	770	110	121	121	132	143	143	-
Site Improvements and Utilities	5,925	2,243	952	2,730	390	429	429	468	507	507	-
TOTAL EXPENDITURES	7,508	2,813	1,195	3,500	500	550	550	600	650	650	-

FUNDING SCHEDULE (\$000s)

Funding Source	Total	Thru FY21	Est FY22	Total 6 Years	FY 23	FY 24	FY 25	FY 26	FY 27	FY 28	Beyond 6 Years
Contributions	900	900	-	-	-	-	-	-	-	-	-
G.O. Bonds	6,608	1,913	1,195	3,500	500	550	550	600	650	650	-
TOTAL FUNDING SOURCES	7,508	2,813	1,195	3,500	500	550	550	600	650	650	-

APPROPRIATION AND EXPENDITURE DATA (\$000s)

Appropriation FY 23 Request	500	Year First Appropriation	FY16
Appropriation FY 24 Request	550	Last FY's Cost Estimate	5,208
Cumulative Appropriation	4,008		
Expenditure / Encumbrances	3,141		
Unencumbered Balance	867		

PROJECT DESCRIPTION

This project provides design and construction of improvements to the hard surface trail system and connectors on parkland. Improvements may include, but are not limited to, pavements, site amenities (i.e. drinking fountains, benches, bike racks, bike repair stations, trailheads, etc.), safety improvements, skills facilities, bridges and boardwalks, barriers, accessibility and drainage improvements, grading, site work, signage, etc. and are often combined with other projects.

COST CHANGE

Increase due to the addition of two fiscal years to this ongoing project and to reflect rising construction costs and advance growing candidate list of trail projects in parks.

PROJECT JUSTIFICATION

Connectors, safety improvements, signage, and amenities increase trail usage for recreation and promote walking and biking as alternatives to vehicular transportation. In park user surveys, hiking and biking on trails is the most frequent recreation activity reported. Biking and walking paths top respondents' lists of desired facilities or greatest facility shortages. 2016 Countywide Park Trails Plan, 2017 Park, Recreation, and Open Space Plan.

FISCAL NOTE

Prior year partial capitalization of expenditures through FY16 totaled \$11,542,000. FY15 Supplemental Appropriation for developer contribution of \$900,000. FY15 transferred out \$300,000 of GO bonds to Brookside Gardens Master Plan, #078702.

DISCLOSURES

Expenditures will continue indefinitely.

COORDINATION

State of Maryland, Montgomery County Department of Transportation , Washington Suburban Sanitary Commission and other utilities , Montgomery County Department of Environmental Protection, Maryland Department of Natural Resources, Trails: Hard Surface Renovation PDF 888754, Municipal Governments, Montgomery County Department of Permitting Services



Trails: Hard Surface Renovation

(P888754)

Category	M-NCPPC	Date Last Modified	05/15/22
SubCategory	Development	Administering Agency	M-NCPPC
Planning Area	Countywide	Status	Ongoing

EXPENDITURE SCHEDULE (\$000s)

Cost Elements	Total	Thru FY21	Est FY22	Total 6 Years	FY 23	FY 24	FY 25	FY 26	FY 27	FY 28	Beyond 6 Years
Planning, Design and Supervision	1,976	501	437	1,038	153	162	170	179	187	187	-
Site Improvements and Utilities	9,910	2,274	1,974	5,662	1,347	788	830	871	913	913	-
TOTAL EXPENDITURES	11,886	2,775	2,411	6,700	1,500	950	1,000	1,050	1,100	1,100	-

FUNDING SCHEDULE (\$000s)

Funding Source	Total	Thru FY21	Est FY22	Total 6 Years	FY 23	FY 24	FY 25	FY 26	FY 27	FY 28	Beyond 6 Years
G.O. Bonds	10,436	2,326	2,010	6,100	900	950	1,000	1,050	1,100	1,100	-
Program Open Space	500	449	51	-	-	-	-	-	-	-	-
State Aid	950	-	350	600	600	-	-	-	-	-	-
TOTAL FUNDING SOURCES	11,886	2,775	2,411	6,700	1,500	950	1,000	1,050	1,100	1,100	-

APPROPRIATION AND EXPENDITURE DATA (\$000s)

Appropriation FY 23 Request	1,500	Year First Appropriation	FY88
Appropriation FY 24 Request	950	Last FY's Cost Estimate	8,186
Cumulative Appropriation	5,186		
Expenditure / Encumbrances	3,234		
Unencumbered Balance	1,952		

PROJECT DESCRIPTION

This project provides design and construction of renovation, reconfiguration, and modernization of the hard surface trail system and connectors on parkland. Improvements may include, but are not limited to, pavements, bridges and boardwalks, site amenities (i.e. drinking fountains, benches, bike racks, bike repair stations, trailheads, etc.), safety improvements, barriers, accessibility and drainage improvements, grading, site work, signage, etc. and are often combined with other projects.

COST CHANGE

Increase due to the addition of two fiscal years to this ongoing project and to reflect rising construction costs and aging infrastructure requiring renovation. FY23 addition of \$600k State Aid, Local Parks and Playgrounds Infrastructure grant, for trail renovations in Little Falls Stream Valley Park.

PROJECT JUSTIFICATION

Scheduled maintenance and renovation promotes safety and reduces long-term maintenance costs. In park user surveys, hiking and biking on trails is the most frequent recreation activity reported. Biking and walking paths top respondents' lists of desired facilities or greatest facility shortages. 2016 Countywide Park Trails Plan, 2017 Park, Recreation, and Open Space Plan.

FISCAL NOTE

Prior year partial capitalization of expenditures through FY16 totaled \$5,284,000. FY22 added \$350k State Aid for Wheaton Regional Park Bond Bill (\$200k) and Randolph Hills Local Park (\$150k).

DISCLOSURES

Expenditures will continue indefinitely. M-NCPPC asserts that this project conforms to the requirement of relevant local plans, as required by the Maryland Economic Growth, Resource Protection and Planning Act.

COORDINATION

Trails: Hard Surface Design & Construction PDF 768673



Trails: Natural Surface & Resource-based Recreation

(P858710)

Category	M-NCPPC	Date Last Modified	10/07/21
SubCategory	Development	Administering Agency	M-NCPPC
Planning Area	Countywide	Status	Ongoing

EXPENDITURE SCHEDULE (\$000s)

Cost Elements	Total	Thru FY21	Est FY22	Total 6 Years	FY 23	FY 24	FY 25	FY 26	FY 27	FY 28	Beyond 6 Years
Planning, Design and Supervision	284	102	50	132	22	22	22	22	22	22	-
Site Improvements and Utilities	6,204	2,235	1,101	2,868	478	478	478	478	478	478	-
TOTAL EXPENDITURES	6,488	2,337	1,151	3,000	500	500	500	500	500	500	-

FUNDING SCHEDULE (\$000s)

Funding Source	Total	Thru FY21	Est FY22	Total 6 Years	FY 23	FY 24	FY 25	FY 26	FY 27	FY 28	Beyond 6 Years
Contributions	200	-	200	-	-	-	-	-	-	-	-
Current Revenue: General	4,135	1,890	445	1,800	300	300	300	300	300	300	-
G.O. Bonds	1,948	342	406	1,200	200	200	200	200	200	200	-
State Aid	205	105	100	-	-	-	-	-	-	-	-
TOTAL FUNDING SOURCES	6,488	2,337	1,151	3,000	500	500	500	500	500	500	-

APPROPRIATION AND EXPENDITURE DATA (\$000s)

Appropriation FY 23 Request	500	Year First Appropriation	FY85
Appropriation FY 24 Request	500	Last FY's Cost Estimate	5,488
Cumulative Appropriation	3,488		
Expenditure / Encumbrances	2,761		
Unencumbered Balance	727		

PROJECT DESCRIPTION

This project provides design and construction for creation, renovation, reconfiguration, and modernization of the natural surface trail system on parkland. Improvements may include, but are not limited to, pavements, bridges and boardwalks, site amenities (i.e. drinking fountains, benches, bike racks, bike repair stations, trailheads, etc.), safety improvements, skills facilities, barriers, ADA access and drainage improvements, grading, wood chips, soil mixtures, gravel/stone, site work, signage, etc. and are often combined with other projects. The projects will create and improve natural surface trails, and it will also help support natural resource-based recreation uses such as bicycling, hiking, running, horseback riding, bird watching, nature photography, wildlife viewing, kayaking, rowing, canoeing, and fishing, etc.. Natural surface trails will utilize Americans with Disabilities Act (ADA) guidelines for Outdoor Recreation, but access may be limited due to site constraints.

COST CHANGE

Increase due to the addition of two fiscal years to this ongoing project

PROJECT JUSTIFICATION

Improvements address only the highest priority needs for each trail and presume some volunteer assistance for hand labor. Projects in Rock Creek, Rachel Carson, Little Bennett, and Black Hill implement park master plans. This CIP Project implements the natural surface recreational trail component of the Countywide Park Trails Plan and trail recommendations in area master plans. 2016 Countywide Park Trails Plan, 2017 Park, Recreation, and Open Space Plan.

FISCAL NOTE

Prior year partial capitalization of expenditures through FY16 totaled \$3,331,000. MNCPPC was awarded a State Bond Bill of \$105k in FY18 for Western Piedmont Trail Connector. FY14 transfer out of \$45,000 GO Bonds to Montrose Trail, #038707. FY18 current revenue reduced \$30k to reflect the FY18 Savings Plan. In FY21, added Contributions for trail improvements near the Cabin John Watershed. GO bonds are intended to be used for bridge construction.

DISCLOSURES

Expenditures will continue indefinitely. M-NCPPC asserts that this project conforms to the requirement of relevant local plans, as required by the Maryland Economic Growth, Resource Protection and Planning Act.

COORDINATION

Maryland State Parks, Maryland Department of Natural Resources, Montgomery County Department of Transportation, Volunteer Groups



Urban Park Elements

(P871540)

Category	M-NCPPC	Date Last Modified	03/18/22
SubCategory	Development	Administering Agency	M-NCPPC
Planning Area	Countywide	Status	Ongoing

EXPENDITURE SCHEDULE (\$000s)

Cost Elements	Total	Thru FY21	Est FY22	Total 6 Years	FY 23	FY 24	FY 25	FY 26	FY 27	FY 28	Beyond 6 Years
Planning, Design and Supervision	1,410	144	366	900	150	150	150	150	150	150	-
Site Improvements and Utilities	5,640	577	1,463	3,600	600	600	600	600	600	600	-
TOTAL EXPENDITURES	7,050	721	1,829	4,500	750	750	750	750	750	750	-

FUNDING SCHEDULE (\$000s)

Funding Source	Total	Thru FY21	Est FY22	Total 6 Years	FY 23	FY 24	FY 25	FY 26	FY 27	FY 28	Beyond 6 Years
G.O. Bonds	1,674	129	45	1,500	250	250	250	250	250	250	-
M-NCPPC Bonds	4,900	316	1,584	3,000	500	500	500	500	500	500	-
PAYGO	276	276	-	-	-	-	-	-	-	-	-
State Aid	200	-	200	-	-	-	-	-	-	-	-
TOTAL FUNDING SOURCES	7,050	721	1,829	4,500	750	750	750	750	750	750	-

APPROPRIATION AND EXPENDITURE DATA (\$000s)

Appropriation FY 23 Request	750	Year First Appropriation	FY15
Appropriation FY 24 Request	750	Last FY's Cost Estimate	3,601
Cumulative Appropriation	2,550		
Expenditure / Encumbrances	836		
Unencumbered Balance	1,714		

PROJECT DESCRIPTION

This project funds design and construction of various park elements in local and non-local parks within the Energized Public Spaces Study Area throughout the county. Projects may create new amenities, renovate amenities, or convert existing amenities. Amenities and work may include, but are not limited to, dog parks, community gardens, skateboard facilities, outdoor games, picnic shelters, public art, seating, exercise and play equipment, courts, activation support features, civic greens, accessibility and drainage improvements, signage, landscaping, hardscapes, walkways, site and recreation amenities, retaining walls, park management support elements, utilities, site work, park structures, etc. and are often combined with other projects.

COST CHANGE

Increase due to the addition of two fiscal years to this ongoing project and to reflect rising construction costs and advance

improvements and new elements to meet emerging trends in parks.

PROJECT JUSTIFICATION

Vision 2030 recommended the following guiding principles for meeting future park and recreation needs in the County, which are reflected in the approved PROS 2017 plan service delivery strategy: balance renovation and conversion of older parks and facilities with new construction; respond to changing priorities by redefining existing land and facilities to provide different kinds of services; and deliver services to areas of highest need. This project will deliver amenities to urban parks which are in the areas of highest need. Approved plans and studies, including the 2018 Energized Public Spaces (EPS) Functional Master Plan, the 2019 Energized Public Spaces Design Guidelines, and the 2019 Site Suitability Study for Dog Parks.

OTHER

The goal of this level-of-effort project is to fund one urban park element per year to meet the high needs of urban areas. Funding for Norwood Park in FY23 will be used for other needs. An alternative location for a dog park to serve Downtown Bethesda is being sought.

FISCAL NOTE

FY20 Supplemental Appropriation of \$200k in State Aid for Columbia LP. Prior year partial capitalization of expenditures through FY16 totalled \$250,000.

DISCLOSURES

Expenditures will continue indefinitely. M-NCPPC asserts that this project conforms to the requirement of relevant local plans, as required by the Maryland Economic Growth, Resource Protection and Planning Act.

COORDINATION

M-NCPPC Planning Department; Montgomery County Departments of Transportation, Permitting Services, Environmental Protection; Regional Services Center and Urban Districts.



Vision Zero

(P871905)

Category	M-NCPPC	Date Last Modified	10/06/21
SubCategory	Development	Administering Agency	M-NCPPC
Planning Area	Countywide	Status	Ongoing

EXPENDITURE SCHEDULE (\$000s)

Cost Elements	Total	Thru FY21	Est FY22	Total 6 Years	FY 23	FY 24	FY 25	FY 26	FY 27	FY 28	Beyond 6 Years
Planning, Design and Supervision	236	14	72	150	25	25	25	25	25	25	-
Site Improvements and Utilities	4,564	303	1,411	2,850	475	475	475	475	475	475	-
TOTAL EXPENDITURES	4,800	317	1,483	3,000	500	500	500	500	500	500	-

FUNDING SCHEDULE (\$000s)

Funding Source	Total	Thru FY21	Est FY22	Total 6 Years	FY 23	FY 24	FY 25	FY 26	FY 27	FY 28	Beyond 6 Years
G.O. Bonds	4,800	317	1,483	3,000	500	500	500	500	500	500	-
TOTAL FUNDING SOURCES	4,800	317	1,483	3,000	500	500	500	500	500	500	-

APPROPRIATION AND EXPENDITURE DATA (\$000s)

Appropriation FY 23 Request	500	Year First Appropriation	FY19
Appropriation FY 24 Request	500	Last FY's Cost Estimate	3,800
Cumulative Appropriation	1,800		
Expenditure / Encumbrances	907		
Unencumbered Balance	893		

PROJECT DESCRIPTION

This project funds design and construction of various safety improvements and traffic calming for trail intersections and along park roads throughout the Park system. Projects may include signage, signalization, reconfiguration, realignment, pavement marking, raised crosswalks, traffic calming measures, grading, drainage, pavement rehabilitation, etc. Improvements may include, but are not limited to, pavements, site amenities, barriers, accessibility and drainage improvements, grading, site work, signage, etc. and are often combined with other projects.

COST CHANGE

Increase due to the addition of two fiscal years to this ongoing project.

PROJECT JUSTIFICATION

DISCLOSURES

A pedestrian impact analysis has been completed for this project. Expenditures will continue indefinitely.

COORDINATION

This project will require coordination with the Maryland State Highway Administration and the Montgomery County Department of Transportation. Trails Hard Surface Renovation (888754)



Wheaton Regional Park Improvements

(P871904)

Category	M-NCPPC	Date Last Modified	05/22/22
SubCategory	Development	Administering Agency	M-NCPPC
Planning Area	Kensington-Wheaton	Status	Planning Stage

EXPENDITURE SCHEDULE (\$000s)

Cost Elements	Total	Thru FY21	Est FY22	Total 6 Years	FY 23	FY 24	FY 25	FY 26	FY 27	FY 28	Beyond 6 Years
Planning, Design and Supervision	2,409	-	-	1,640	540	90	85	350	300	275	769
Site Improvements and Utilities	15,101	-	-	10,170	3,310	797	721	1,976	1,715	1,651	4,931
TOTAL EXPENDITURES	17,510	-	-	11,810	3,850	887	806	2,326	2,015	1,926	5,700

FUNDING SCHEDULE (\$000s)

Funding Source	Total	Thru FY21	Est FY22	Total 6 Years	FY 23	FY 24	FY 25	FY 26	FY 27	FY 28	Beyond 6 Years
G.O. Bonds	13,650	-	-	7,950	350	887	806	1,966	2,015	1,926	5,700
Program Open Space	1,360	-	-	1,360	1,000	-	-	360	-	-	-
State Aid	2,500	-	-	2,500	2,500	-	-	-	-	-	-
TOTAL FUNDING SOURCES	17,510	-	-	11,810	3,850	887	806	2,326	2,015	1,926	5,700

APPROPRIATION AND EXPENDITURE DATA (\$000s)

Appropriation FY 23 Request	4,737	Year First Appropriation	
Appropriation FY 24 Request	-	Last FY's Cost Estimate	5,000
Cumulative Appropriation	-		
Expenditure / Encumbrances	-		
Unencumbered Balance	-		

PROJECT DESCRIPTION

This project provides planning, design and construction for the renovation, conversion, and modernization of a wide range of park amenities and infrastructure throughout Wheaton Regional Park, including new facilities. Projects include bicycle and pedestrian improvements, entrance enhancements, wayfinding, parking lot renovations/expansions, community gardens, dog park facilities, court renovations and conversions, restroom building improvements, active recreational facilities, picnic shelter areas, site and recreational amenities, activation of the Shorefield House and Henderson Avenue areas, environmental restorations, maintenance facilities, natural and cultural interpretation facilities and signage, hardscapes, landscapes, structures, trails, bridges, etc. Improvements may include, but are not limited to, renovating and/or converting existing amenities, modernizing facilities, improving infrastructure, etc. and may be combined with other projects. Projects will be added based on the Wheaton Master Plan update and ongoing needs assessments.

ESTIMATED SCHEDULE

Design FY23. Construction to begin in FY23.

COST CHANGE

Increase reflects introduction of funding that was being held beyond the six years of the prior CIP and to implement the recommendations of the Wheaton Regional Park Master Plan. FY23 addition of \$2.5M State Aid, Local Parks and Playground Infrastructure grant for the Wheaton Regional Park Action Sports Center and addition of \$1.0M Program Open Space for improvements and renovations including the Nairn Trail.

PROJECT JUSTIFICATION

This project is within the recommendations of the Wheaton Regional Park Master Plan, VISION 2030: Strategic Plan for Parks and Recreation in Montgomery County, Maryland, 2017 Park, Recreation and Open Space (PROS) Plan as well as ADA Transition Plan that was submitted to the Department of Justice (DOJ).

DISCLOSURES

A pedestrian impact analysis will be performed during design or is in progress. M-NCPPC asserts that this project conforms to the requirement of relevant local plans, as required by the Maryland Economic Growth, Resource Protection and Planning Act.

COORDINATION

Montgomery County Departments of Transportation, Permitting Services, Environmental Protection;