

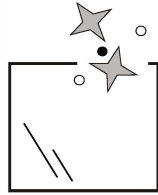
Instructions for collecting Nasal Swab Specimen for COVID-19 Testing

Read all instructions carefully before starting.

Get ready

▶ Step 1

Disinfect the surface where you will open the collection kit. Remove kit contents and lay out on cleaned surface.



▶ Step 2

Wash hands with soap and water. If soap and water are not available, use hand sanitizer.



Collect your specimen

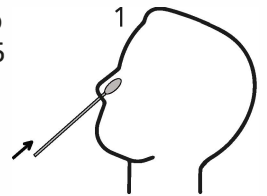
▶ Step 3

Remove swab from paper pouch. **DO NOT TOUCH THE SOFT END OF THE SWAB WITH YOUR HANDS OR ANYTHING ELSE.**



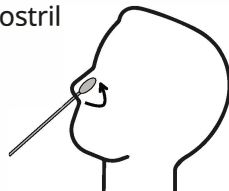
▶ Step 4

Insert the entire soft end of the swab into your nostril no more than 3/4 of an inch (1.5 cm) into your nose.



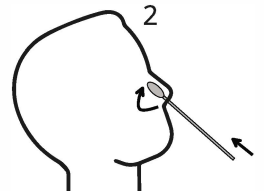
▶ Step 5

Slowly rotate the swab around the entire surface of your nostril at least 4 times.



▶ Step 6

Remove swab and insert into the other nostril and rotate again 4 times around the entire surface of the nostril.



Testing Services provided by:

20/20TM
GENESYSTEMS

To register, visit:
<http://mocoovidtesting.org>
Or scan this QR code



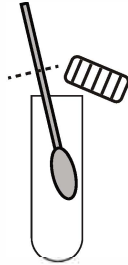
Instructions for collecting Nasal Swab Specimen for COVID-19 Testing

Read all instructions carefully before starting.

Prepare your specimen for return

▶ Step 7

Write your name and date of birth on the tube label. Remove cap of collection tube. Insert the swab and snap off top half of swab handle at the breakline. Tighten cap, making sure that it is put on straight.



▶ Step 8

Wash hands or re-apply hand sanitizer.



▶ Step 9

Place the tube with the swab into the clear biohazard bag and seal the lock on the bag.



▶ Step 10


Go online at <http://mocoovidtesting.org>, register your information following the instructions online. Please make sure to enter the Specimen Tube ID number (i.e. ST1XXXXX).



Return your specimen to a drop box

▶ Step 11

Drop your specimen at one of the Montgomery County COVID-19 specimen dropoff locations.



▶ Step 12

Dispose of all the remaining collection kit items.




▶ Step 13

Your results will be ready within 48 hours of receiving your specimen. You will receive notification when your results are ready.



▶ Step 14

Within 48 hrs of receiving your specimen, your report will be available at 20/20 GeneSystems Portal (<https://portal.2020gene.com/login>).



Testing Services provided by:



To register, visit:
<http://mocoovidtesting.org>
Or scan this QR code

