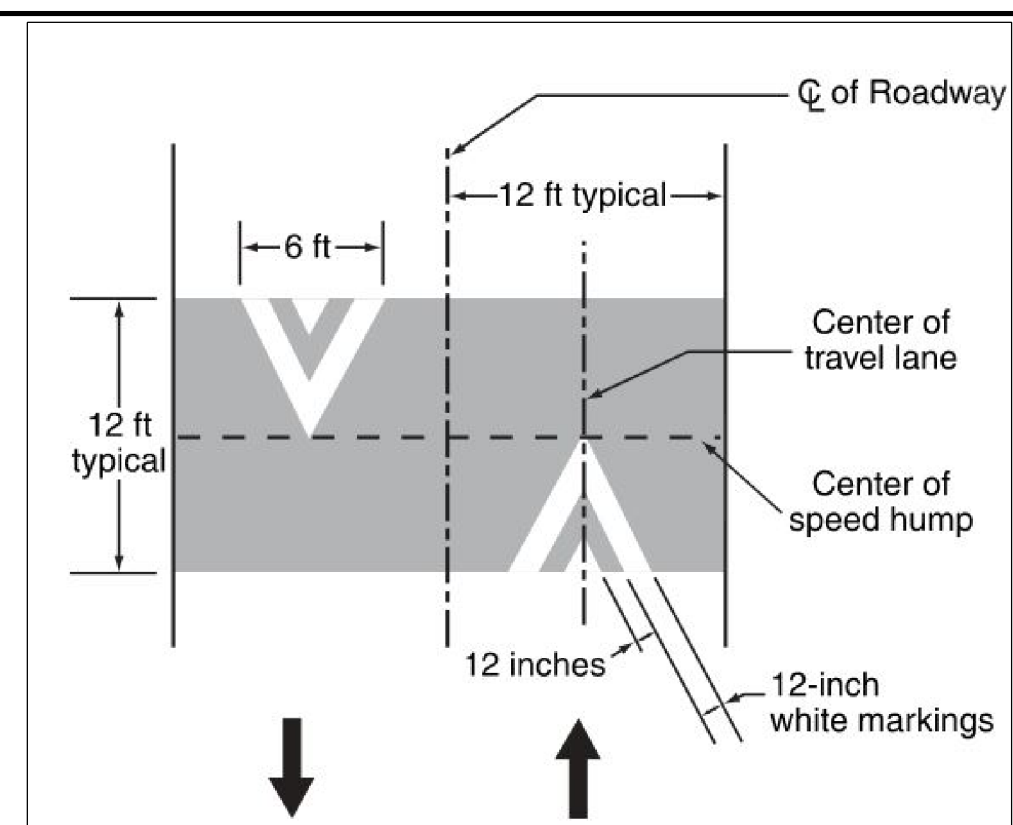
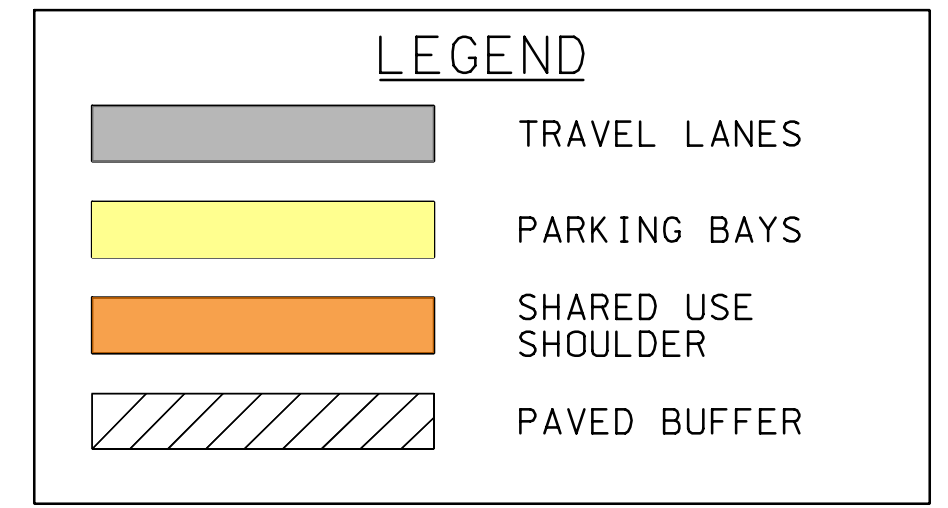


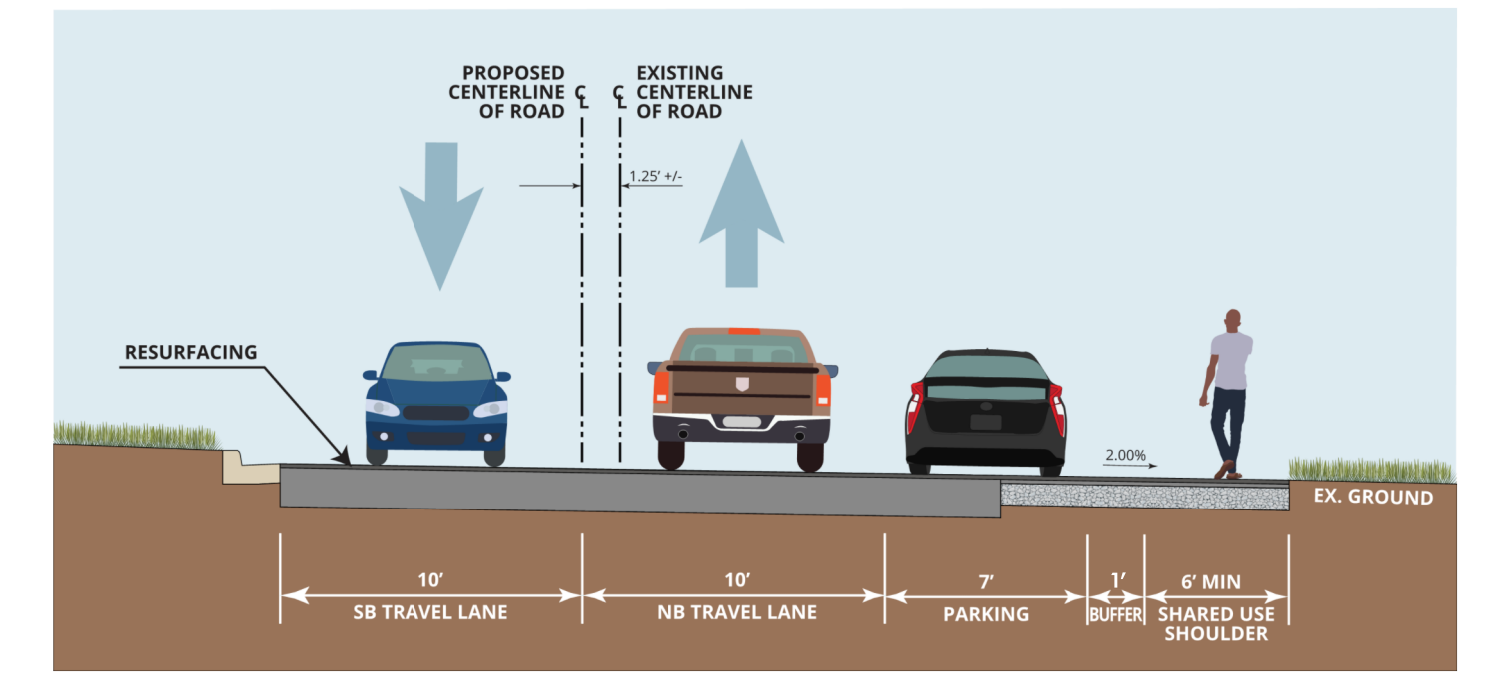
SECTION A-A



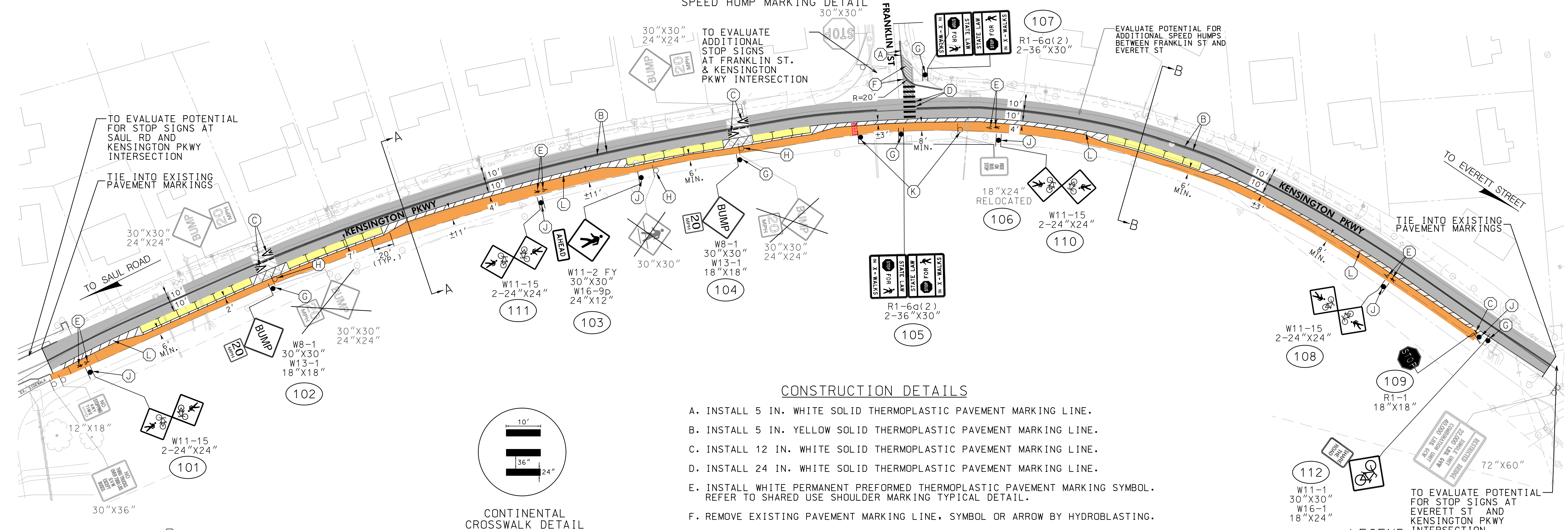
SPEED HUMP MARKING DETAIL



**GENERAL NOTE**  
DIMENSIONS ALONG KENSINGTON PKWY SOUTHBOUND ARE MEASURED TO EDGE OF GUTTER PAN WHERE CURB EXISTS.

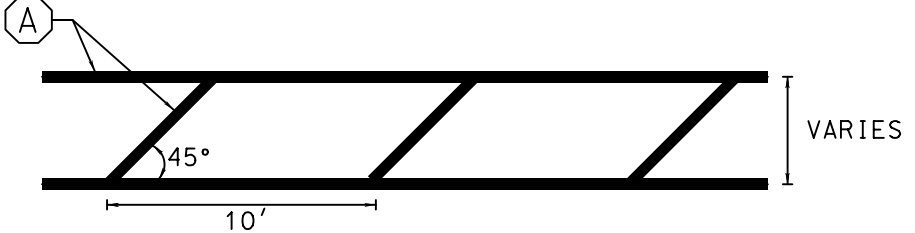
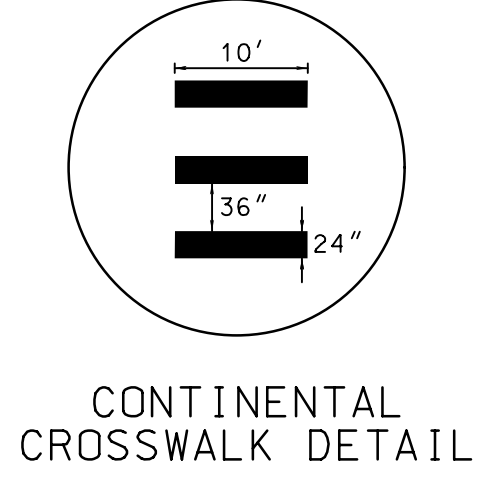


SECTION B-B



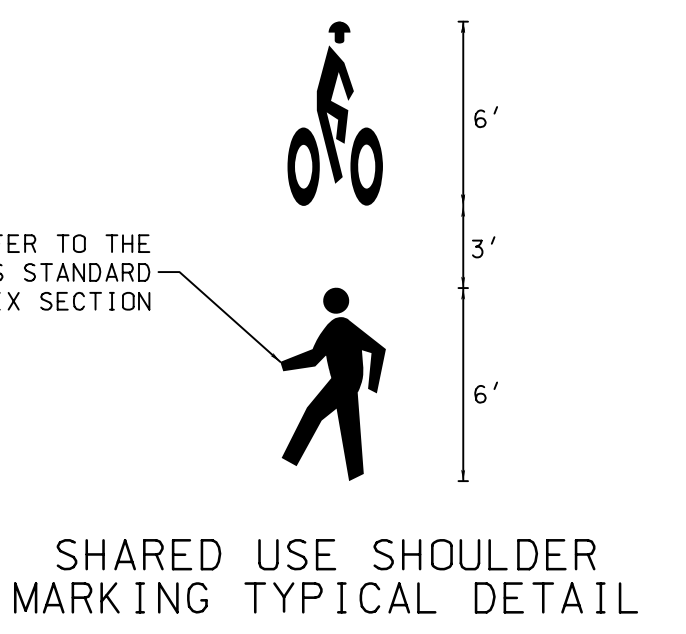
**CONSTRUCTION DETAILS**

- A. INSTALL 5 IN. WHITE SOLID THERMOPLASTIC PAVEMENT MARKING LINE.
- B. INSTALL 5 IN. YELLOW SOLID THERMOPLASTIC PAVEMENT MARKING LINE.
- C. INSTALL 12 IN. WHITE SOLID THERMOPLASTIC PAVEMENT MARKING LINE.
- D. INSTALL 24 IN. WHITE SOLID THERMOPLASTIC PAVEMENT MARKING LINE.
- E. INSTALL WHITE PERMANENT PREFORMED THERMOPLASTIC PAVEMENT MARKING SYMBOL. REFER TO SHARED USE SHOULDER MARKING TYPICAL DETAIL.
- F. REMOVE EXISTING PAVEMENT MARKING LINE, SYMBOL OR ARROW BY HYDROBLASTING.
- G. INSTALL GROUND MOUNTED SIGN ON 1-4"X6" WOOD SIGN SUPPORT (DRILLED).
- H. REMOVE EXISTING SIGN AND SUPPORT.
- J. INSTALL GROUND MOUNTED SIGN ON 1-2"X2" BREAKAWAY PERFORATED TUBULAR STEEL SIGN SUPPORT.
- K. RELOCATE EXISTING GROUND MOUNTED SIGN ON 1-2"X2" BREAKAWAY PERFORATED TUBULAR STEEL SIGN SUPPORT.
- L. REFER TO SHARED USE SHOULDER BUFFER TYPICAL DETAIL.




SHARED USE SHOULDER BUFFER TYPICAL DETAIL

FOR SYMBOL DESIGN REFER TO THE APPENDIX-GRID SECTION FROM FHWA'S STANDARD HIGHWAY SIGNS BOOK-APPENDIX SECTION



SHARED USE SHOULDER MARKING TYPICAL DETAIL



**LEGEND**  
EXISTING SIGN TO REMAIN  
EXISTING SIGN TO BE REMOVED  
PROPOSED SIGN  
EXISTING GROUND MOUNTED SIGN  
PROPOSED GROUND MOUNTED SIGN

**RK&K**  
P: 410.728.2900  
700 East Pratt Street, Suite 500 | Baltimore, MD 21202  
Engineers | Construction Managers | Planners | Scientists  
www.rkk.com  
Responsive People | Creative Solutions

**OWNER/ADDRESS:**  
MONTGOMERY COUNTY  
DEPARTMENT OF TRANSPORTATION  
100 EDISON PARK DRIVE  
GAITHERSBURG, MARYLAND

**CONTACT:**  
DIVISION OF TRANSPORTATION  
ENGINEERING  
240-777-7220  
DESIGN SECTION  
240-777-7221

NO.	REVISION	DATE	BY

MONTGOMERY COUNTY  
DEPARTMENT OF TRANSPORTATION  
ROCKVILLE, MARYLAND

RECOMMENDED FOR APPROVAL  
Chief, Transportation Planning and Design Section \_\_\_\_\_ Date \_\_\_\_\_  
APPROVED  
Chief, Division of Transportation Engineering \_\_\_\_\_ Date \_\_\_\_\_

DESIGNED BY SJL DRAWN BY SJL CHECKED BY WEW

MONTGOMERY COUNTY  
DEPARTMENT OF TRANSPORTATION  
DIVISION OF TRANSPORTATION ENGINEERING  
KENSINGTON PARKWAY  
SHOULDER IMPROVEMENTS  
SIGNING AND PAVEMENT MARKING PLAN

SCALE 1"=50' DATE OCTOBER 2021

CONTRACT NO. 0507596 SHEET NO. 2 OF 2

PLOTTED: 5/6/2022  
FILE: \\balrv04\2013\2013\13184\_MCDOT\Task\_4\_Bike\_Support\Kensington\_Parkway\CADD\Plans\PHD-1001\_Pub\Meeting.dgn