



# Welcome!

1

## Welcome to the virtual public hearing!

We've only performed a few virtual hearings. We're all learning, so please bear with us. We are going to go over some basic controls to help you get connected and comfortable with Adobe Connect.

Please note **this hearing will be recorded.**

Audio and video of the public hearing will be posted on our website following the meeting. Your video camera will be off by default. To reduce the bandwidth of the meeting, we request that you **please do not turn your camera on.** If you do not wish to have your voice recorded, please type any questions in the chat box to the right of the presentation. We will introduce you to the chat box shortly.



# Using Adobe Connect


2

## Welcome to the virtual public hearing!

Adobe Connect uses an audio bridge via your telephone to eliminate echo and feedback during the presentation. In addition to connecting to Adobe Connect on your computer, please follow the below instructions to connect to the audio bridge. **Please note, you will not be able to speak if you do not join the audio bridge:**

- 1) Mute your computer speakers (instructions on next slide);
- 2) With your cellular or landline telephone, please dial 1-800-832-0736;
- 3) When you are prompted to enter the meeting room, please enter 9081014 and press #;
- 4) You are connected!

This information will be available throughout the public hearing. Instructions to connect via telephone only are provided following the computer instructions.



# Using Adobe Connect

3

## Welcome to the virtual public hearing!

Here's how you mute your speakers:



Click the drop-down menu to select “Mute My Speakers”

Once muted, the Speaker Icon turns from green with sound waves to white.





# Using Adobe Connect

4

## Welcome to the virtual the public hearing!

### Please Sign In

We ask that you please sign-in to the public hearing, providing your name and address. The Sign-in pod is located to the right of the presentation.

Please Sign In with your Name and ...

View Votes Edit End Poll


Please Sign In with your Name and Address.  
Thank you!!

Lori Jean Main

Broadcast Results

Answers (0)

Once you have entered your name and address, please click here.



## Using Adobe Connect

5

### Welcome to the virtual public hearing!

All participants will be muted during the public hearing. We can unmute you to provide testimony or ask a question the Q&A and comments session, following the presentation.

To request to speak, we ask that you use the **Raise Hand** feature on the top menu bar as depicted below:



Click the drop-down menu and select “Raise Hand.” All questions will be answered following the testimony portion of the hearing.



# Using Adobe Connect


6

## Welcome to the virtual public hearing!

### The Chat Pod (Text)

If you have a question during the presentation or do not wish to have your voice recorded, please send your question via the “Questions & Comments” chat pod to the left of the Presentation.

Type Your Question or Comment Here





# Using Adobe Connect

7

## Welcome to the virtual public hearing!

### Download Presentation

With Adobe Connect, you can download a copy of the presentation and Exhibits in the Record. Simply click on the file name so that it is highlighted in blue and then click “Download File(s).”

Adobe Connect will open the file on a separate internet tab so that you can view or download and save the file.

Download Presentation	
Name	Size
Dennis Wheaton ppt 20200804.pptx	31 MB

Upload File... Download File(s)



## Using Adobe Connect

8

### Welcome to the virtual public hearing!

If you do not have or are uncomfortable using a computer, you are welcome to attend the hearing via your landline or cellular telephone. If on a landline, you will not be able to view the presentation or access the chat pod.

You will be able to raise your hand to request speaking rights and provide testimony. To raise your hand, please press \*# on your telephone keypad.





## Using Adobe Connect

9

Welcome to the virtual public hearing!

Thank you for allowing us this quick introduction. We look forward to hearing from you at the public hearing.