




**Figure 1
Current
Rescue Squad Configuration**

-  Rescue Stations
-  Fire & Rescue Stations
-  Current Configuration-
7 Minute Travel Time

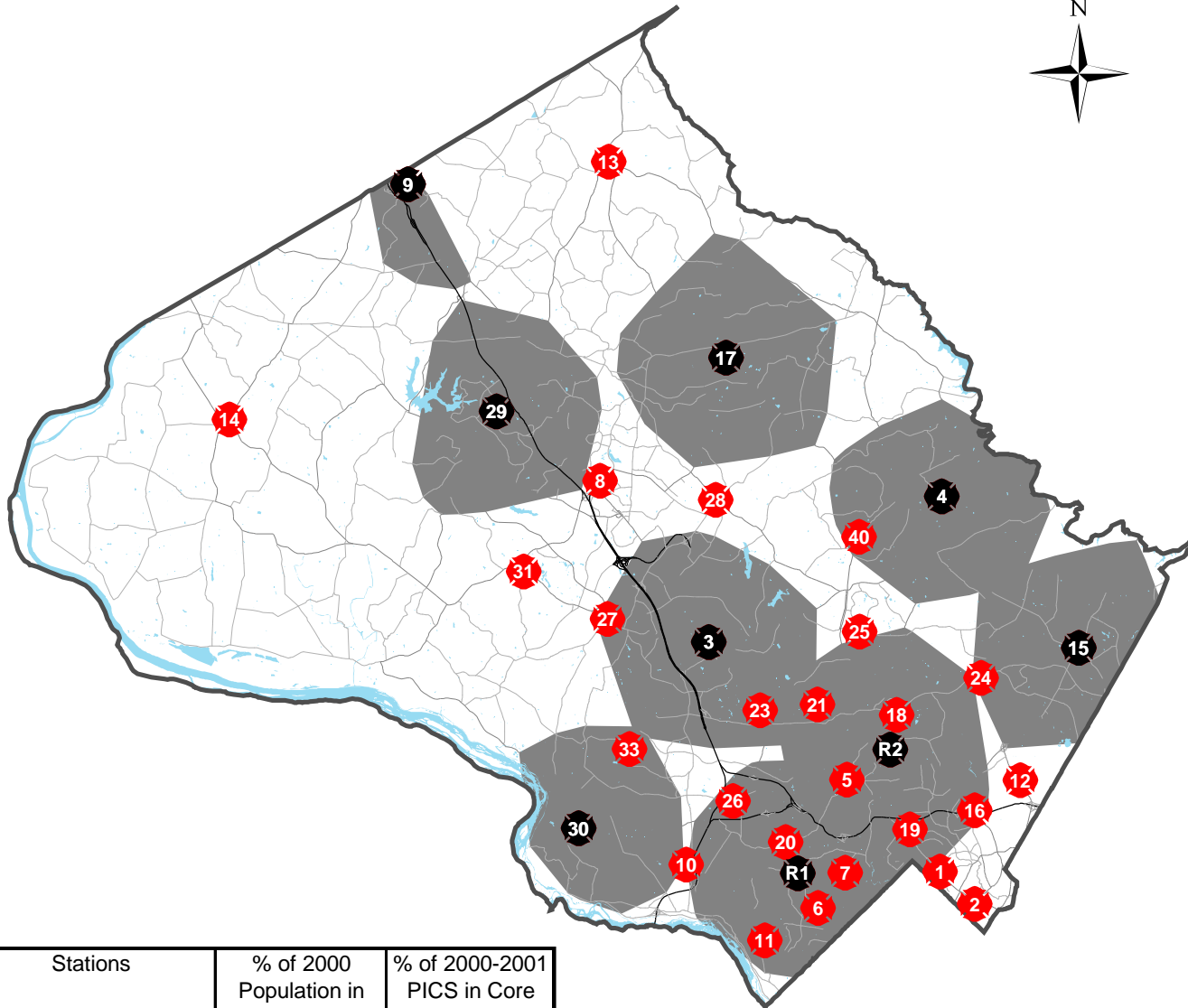
Current Rescue Stations:

- Station 3: Rockville
- Station 4: Sandy Spring
- Station 9: Hyattstown
- Station 15: Burtonsville
- Station 17: Laytonsville
- Station 29: Germantown
- Station 30: Cabin John
- Station R2: Wheaton Rescue
- Station R1: Bethesda/Chevy Chase Rescue

Travel times and distances based on "Fire Department Deployment Analysis" The Rand Fire Project.

Population figures bases on 2000 Census data.

0 2.5 5 Miles



Stations	% of 2000 Population in Core Area	% of 2000-2001 PICS in Core Area
Current Rescue Stations- 3.7 mi/7 min	64.00%	71.32%