





**Figure 10**  
**7 Minute Response Time**  
**Stations 4 and 40**

-  Recommended Core Rescue Stations
-  Fire & Rescue Stations
-  Station 4: 7 Minute Travel Time
-  Core Rescue Station: 7 Minute Travel Time

Station	Total Population in 7 Min Area Covered by Station in 3.7 mi/7 min area	Total 2000-2001PICS Covered by Station in 3.7 mi/7 min area
Station 40	68,904	817
Station 4	29,712	470

- Core Rescue Stations:**
- Station 3: Rockville
  - Station 15: Burtonsville
  - Station 29: Germantown
  - Station 40: Sandy Spring
  - Station R2: Wheaton Rescue
  - Station R1: Bethesda/Chevy Chase Rescue

Travel times and distances based on "Fire Department Deployment Analysis" The Rand Fire Project.

Population figures bases on 2000 Census data.

