

ROCKVILLE VOLUNTEER FIRE DEPT. APPARATUS COMMITTEE



SUPPORT UNIT 703

2016 RAM 4500

8-16-8184

Tools & Equipment

Quick Guide Specifications


Vehicle	
CHASSIS	RAM 4500
LENGTH	23 ft
WIDTH	9 ft 2 in (including mirrors)
HEIGHT	7 ft 4 in
WHEELBASE	14 ft 5 in
GROSS VEHICLE WEIGHT	13,100 lbs

Fluid Capacities

Fuel Tank	52 Gallons	Diesel
Diesel Exhaust Fluid Tank	9 Gallons	DEF Fluid
Oil Reservoir	12 Quarts	15W-40
Coolant Reservoir	5.7 Gallons	

Compartment #1 - Driver Side


Transverse



- A) T-handle gas shut-off
- B) Big Easy
- C) Elevator Keys
- D) Elevator Tool
- E) 2 – 6’ Ceiling Hooks
- F) 2 – Water Rescue Bags
- G) Stokes Basket
2 – Reeves Stretchers
Backboard
- H) Fire Extinguishers
1 – 2.5 gallon water can
1 – ABC Extinguisher
- I) 2 – 5 gallon buckets of absorbent
- J) Wheel chock

K) 2- Rolls of caution tape

L) Flares



Compartment #1 - Driver Side

Water Rescue Bag



EACH BAG CONTAINS:

- 2 – Life Vests w/ whistle attached
- 2 – Water Rescue Helmets
- 2 – 50' Throw Bags

Compartment #2 - Driver Side


Over wheel



- A) Saw Box**
 - 2 – Spare chains
 - 2 – Saw Tools / Screw Drivers
 - 1 – Channel Lock with chain
- B) Tool Bag**
- C) 1 gallon can of mixed fuel 50:1 (saws)**
- D) 2 gallon can of unleaded fuel (generator)**
- E) Spare K12 Blades**
 - 1 – Warthog
 - 1 – Silicon Carbide
 - 1 – Aluminum Oxide
- F) 1 Apparatus Towel**
 - 1 quart of Bar Oil
 - 1 fuel mix
 - 1 funnel
 - 1 Can WD-40
- G) Cutters Edge saw with carbide tip chain (NOT bullet)**
- H) K12 Rescue Saw with Diamond blade (metal/masonry/wood)**

Compartment #3 - Driver Side

behind rear wheel



A) 2 – 150' Utility Rope Bags

B) E-Trac Brackets & Ratchet Straps

6 – 2"x4" Lumber Brackets

6 – Ring Brackets

3 – 15' 500lb Ratchet Straps

C) Tow Straps & Heavy Ratchet Straps

1 – 10,000lb Tow Strap with hooks

1 – 30,000lb Tow Strap

2 – Clevis

2 – 27,000lb Ratchet Straps

D) Set of Irons

E) Pick head axe

F) Flat head shovel

G) Hydrant wrench

H) Water Cooler

I) Hyda-ram


1 - K-tool

1 - Key Tool/Shove knife

1 – Rubber Mallet

Compartment #3 - Driver Side

E-trac Brackets & Strapping



E-Trac Brackets & Ratchet Straps

6 – 2"x4" Lumber Brackets

6 – Ring Brackets

3 – 15' 500lb Ratchet Straps

Tow Straps & Heavy Ratchet Straps

1 – 10,000lb Tow Strap with hooks

1 – 30,000lb Tow Strap


2 – Clevis

2 – 27,000lb Ratchet Straps



Compartment #4 - Passenger Side

behind rear wheel (BLS EMS)



- A) 2 – Mega-movers
- B) Triage Tarps (Red, Yellow, Green)
- C) AED
- D) Gloves (S, M, L, XL)
- E) BLS Jump Bag
- F) Oxygen Cylinder
- G) Extrication Bag

Compartment #5 - Passenger Side

over wheel (MCI / Special Event)



Bin 1 – Triage

- 9 – Triage kits (15 tags each)
- 100 – Triage Tags

Bin 2 – Support

- 15 – Flashlights
- 15 – Safety Vests

Bin 3 – Special Event

- 5 – first aid kits
- 2 – BLS Jump Bags
- 2 – Oxygen Kits
- 4 – Boxes of gloves (S, M, L, XL) *not pictured*

1/15/2017

This compartment is secured for inventory control and is indented to be opened utilizing the unit's bolt cutters in the event of a MCI. If opened or lock missing notify RVFD Duty officer immediately.




SUPPORT UNIT 703

Tools & Equipment

Compartment #6 - Passenger Side


Transverse



- A) SKED
- B) Little Giant Ladder
- C) 2 – tri-pod halogen lights
- D) 2 – 50’ cord reels
- E) 4 – pig tails
- F) 2 – Halogen lights
- G) Junction box
- H) 3,000 Watt Honda Generator

**DO NOT RUN GENERATOR IN
COMPARTMENT!**

Cargo Area



E-trac brackets and ratchet straps utilized to secure stokes basket for patient evacuation.



Installation of E-trac brackets

Cab Equipment



2 – Portable Radios

Knox Box Key

Jumper Cables (under rear seat)

Not pictured

4 – Traffic vests

