





Unit 4A Objectives

1. Identify the common denominators on tragedy fires.
2. Given a scenario, identify the appropriate Watch Out Situations.
3. Apply the appropriate Standard Firefighting Orders to minimize the potential for serious injury or death.

04A-3-S130-EP

FLHB vs IRPG

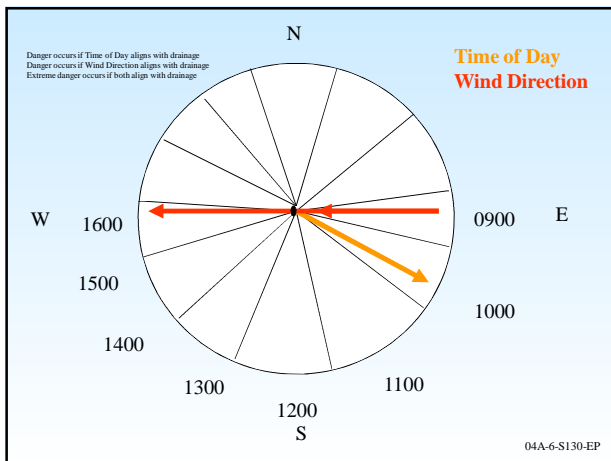
- **FLHB**
 - Organizational/Strategic Issues
 - Personnel at all levels, good reference
- **IRPG**
 - Tactics
 - Fits in Pockets
 - Required to be Carried at all times

04A-4-S130-EP

Common Denominators

- IRPG Page 4
- Topo/Wind Alignment

04A-5-S130-EP



Watch Out Situation #1

Fire not scouted and sized up.

- Why is this important?



Watch Out Situation #2

In country not seen in daylight.

- Why is this important?
- What can you do if you cannot wait to see the country in daylight?



Watch Out Situation #3

Safety zones and escape routes not identified.



- Why is this important?

Watch Out Situation #4

Unfamiliar with weather and local factors influencing fire behavior.

- Why is this important?
- Weather patterns – Do all fires have them?
- How do you obtain this local information?



Watch Out Situation #5

Uninformed on strategy, tactics and hazards.

- What does strategy mean?
- What are tactics?
- What hazards need to be identified?
- What questions can be asked to reduce the risks?



Watch Out Situation #6

Instructions and assignments not clear.



- What should your instructions include?

Watch Out Situation #7



No communication link with crew members/supervisor.

- Why must you be in communication?

04A-13-S130-EP

Watch Out Situation #8

Constructing fireline without safe anchor point.

- What is a safe anchor point?



04A-14-S130-EP

Watch Out Situation #9

Building fireline downhill with fire below.



- What is the danger in building line downhill?
- Can you ever build line downhill?

04A-15-S130-EP

Watch Out Situation #10

Attempting frontal assault on fire.



- What are the dangers involved with a frontal assault?

04A-16-S130-EP

Watch Out Situation #11

Unburned fuel between you and the fire.

- Why is this a “watch out situation”?
- How can you prevent this potential problem?



Watch Out Situation #12

Cannot see main fire, not in contact with anyone who can.



- Why is this important?

04A-18-S130-EP

Watch Out Situation #13

On a hillside where rolling material can ignite fuel below.

- What are the consequences?

04A-19-S130-EP

Watch Out Situation #14

Weather is getting hotter and drier.

- Why is this a “watch out situation”?
- How can you tell if it is getting hotter and drier?

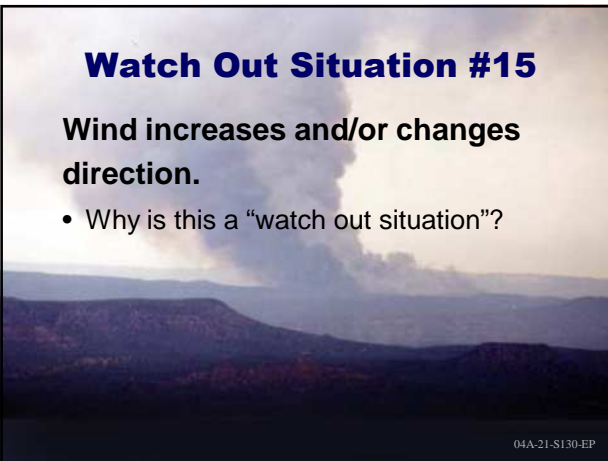


04A-20-S130-EP

Watch Out Situation #15

Wind increases and/or changes direction.

- Why is this a “watch out situation”?



04A-21-S130-EP

Watch Out Situation #16

Getting frequent spot fires across line.

- What are the consequences of spot fires?



04A-22-S130-EP

Watch Out Situation #17

Terrain and fuels make escape to safety zones difficult.




- Why is this a “watch out situation”?

04A-23-S130-EP

Watch Out Situation #18

Taking a nap near the fireline.

- Although this is a convenient place what danger might there be?



04A-24-S130-EP

Standard Firefighting Orders

FIRE BEHAVIOR

- 1. Keep informed on fire weather conditions and forecasts.**
- 2. Know what your fire is doing at all times.**
- 3. Base all actions on current and expected behavior of the fire.**

04A-25-S130-EP

Standard Firefighting Orders

FIRELINE SAFETY

- 4. Identify escape routes and safety zones, and make them known.**
- 5. Post lookouts when there is possible danger.**
- 6. Be alert. Keep calm. Think clearly. Act decisively.**

04A-26-S130-EP

Standard Firefighting Orders

ORGANIZATIONAL CONTROL

- 7. Maintain prompt communications with your forces, your supervisor and adjoining forces.**
- 8. Give clear instructions and insure they are understood.**
- 9. Maintain control of your forces at all times.**

04A-27-S130-EP

Standard Firefighting Orders

OVERALL INTENT

- 10. Fight fire aggressively, having provided for safety first.**

04A-28-S130-EP

Unit 4A Objectives

- 1. Identify the common denominators on tragedy fires.**
- 2. Given a scenario, identify the appropriate Watch Out Situations.**
- 3. Apply the appropriate Standard Firefighting Orders to minimize the potential for serious injury or death.**

04A-29-S130-EP
