



LOOK ALIVE

Safety Tips For Pedestrians,
Bicyclists, and Drivers

LookAliveMD.org

A public safety program of the Baltimore Metropolitan Council Member Jurisdictions and
the Maryland Department of Transportation

For Driving:



Stop for pedestrians
at crosswalks.



Be careful when passing
buses or stopped vehicles.



Slow down
and obey the speed limit.



When turning, yield
to people walking and biking.




Look for bicyclists
before opening your door.




Allow at least 3 feet
when passing bikes.

For Biking:



Obey signs and signals.



Ride with traffic.



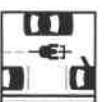
Use hand signals
to tell drivers what you intend to do.



Use lights at night
and when visibility is poor.



Wear a helmet.



Ride in a straight line
at least 3 feet from parked cars.

For Walking:



Cross the street
at crosswalks and intersections.



Watch for turning vehicles.
Look left, right, and left again.



Use the pushbuttons.



Wait for the walk signal.



Be visible.
Wear something light or reflective
after dark.



Watch out for blind spots
around trucks and buses.